

SUPPLEMENTAL PHASE II ENVIRONMENTAL SITE ASSESSMENT

**Commercial Building
216 S. College Avenue
Bloomington, IN 47403**

September 30, 2024

BCA Project No. 24-199



www.BCAconsultants.com

Goshen (574) 522-1019 • Indianapolis (317) 578-9233



SUPPLEMENTAL PHASE II ENVIRONMENTAL SITE ASSESSMENT

**Commercial Building
216 S. College Avenue
Bloomington, IN 47403**

September 30, 2024

BCA Project No. 24-199

**Prepared For:
City of Bloomington Redevelopment Commission
Cooperative Agreement No. BF-00E03051**

**Respectfully Submitted by:
BCA Environmental Consultants, LLC**

A handwritten signature in black ink, appearing to read "Rod A. Manny".

**Rod A. Manny, LPG
Project Manager**

A handwritten signature in black ink, appearing to read "Jacob Teuschler".

**Jacob Teuschler
Project Manager**

A handwritten signature in black ink, appearing to read "John W. Kilmer".

**John W. Kilmer, CHMM
VP Technical Services**

www.BCAconsultants.com

TABLE of CONTENTS

List of Abbreviations	i
1.0 INTRODUCTION	1
2.0 METHODOLOGY	3
2.1 Sampling and Analysis Plan and Health and Safety Plan	3
2.2 Geophysical Survey	3
2.3 Drilling Methods	3
2.4 Soil Vapor Screening	4
2.5 Soil Sampling	4
2.6 Groundwater Sampling	4
3.0 RESULTS	6
3.1 Physical Setting/Subsurface Conditions.....	6
3.2 Laboratory Analysis of Samples.....	8
3.3 Soil Results	9
3.4 Groundwater Results	10
4.0 DISCUSSION and CONCLUSIONS	13
5.0 RECOMMENDATIONS	16
6.0 REFERENCES	17

Figures

1. Site Location Map – USGS Topographic Map
2. Site Location Map – 2024 Aerial Photo
3. Site Map – Sample Locations
4. Soil Exceedances – Analytical Results
5. Groundwater Exceedances – Analytical Results

Tables

1. Soil Analytical Results – VOCs
2. Soil Analytical Results – PAHs
3. Groundwater Analytical Results – VOCs
4. Groundwater Analytical Results – PAHs
5. Groundwater Analytical Results – Metals

Appendices

- A. Sampling and Analysis Plan & Health and Safety Plan
- B. Soil Boring Logs
- C. GPS Coordinate Data
- D. Groundwater Sampling Logs
- E. Analytical Laboratory Reports

List of Abbreviations

BCA	BCA Environmental Consultants, LLC
bgs	Below Ground Surface
CAC	Also, CA&C - Coal Ash & Cinders
CrVI	Hexavalent chromium
CVOCs	Chlorinated Volatile Organic Compounds
EM	Electromagnetic
EPA	United States Environmental Protection Agency
ESA	Environmental Site Assessment
GPM	Gallons per Minute
GPR	Ground Penetrating Radar
GPS	Global Positioning System
GW	Groundwater
HASP	Health and Safety Plan
HDPE	High Density Polyethylene
IDEM	Indiana Department of Environmental Management
LNAPL	Light Non-aqueous Phase Liquid
LCS	Laboratory Control Standard
mg/kg	milligrams per kilogram
MS/MSD	Matrix Spike/Matrix Spike Duplicate
PAHs	Polycyclic Aromatic Hydrocarbons
PCBs	Polychlorinated biphenyl
PID	Photo-Ionization Detector
QA/QC	Quality Assurance/Quality Control
QAPP	Quality Assurance Project Plan
R2	Risk-based Closure Guide (RbCG)
E-PL	Excavation Published Level (Soil)
C-PL	Commercial/Industrial Published Level (Soil)
R-PL	Residential Published Level (Soil)
RGW PL	Residential Groundwater Published Level (Groundwater)
VEPL	Vapor Exposure Published Levels (Soil-Gas, Indoor Air)
RCRA	Resource Conservation and Recovery Act
RECs	Recognized Environmental Conditions
RPD	Relative Percent Difference
RoW	Right of Way
SAP	Sampling and Analysis Plan
PLs	Published Levels
SOP	Standard Operating Procedures
SVOCs	Semi-Volatile Organic Compounds
ug/kg	micrograms per kilogram
ug/L	micrograms per Liter
USCS	Unified Soil Classification System
USTs	Underground Storage Tanks
VFC	IDEM Virtual File Cabinet
VOCs	Volatile Organic Compounds
WHPA	Well Head Protection Area

1.0 INTRODUCTION

BCA Environmental Consultants, LLC (BCA) was requested by the City of Bloomington to perform a Supplemental Phase II Environmental Site Assessment (ESA) of the former commercial property located at 216 S. College Ave. Bloomington, IN 47403 (Subject Property) (**Figures 1 & 2**). This report is prepared for the “Redevelopment Commission Of The City Of Bloomington” through a U.S. EPA Brownfield Assessment Grant to the City of Bloomington (Cooperative Agreement No. BF-00E03051). The following report presents the information obtained during the investigation and provides conclusions and recommendations based on the information.

The subject property comprises of three (3) parcels of land identified by two (2) parcel numbers (# 53-05-33-310-240.000-005 and # 53-05-33-310-243.000-005) totaling approximately 1.7 acres of land that is situated in the City of Bloomington, Monroe County, Indiana (Figure 1). The property is located on the south side of West 4th Street, on the north side of West 3rd Street and on the west side of South College Avenue. The surrounding area is a mix of commercial and municipal properties. The B-Line multi-use trail runs along the western property boundary. The subject property is currently owned by the City of Bloomington Redevelopment Commission.

A Phase I Environmental Site Assessment (ESA) of the Subject Property was completed by BCA through the EPA grant and is dated May 31, 2023 (BCA, 2023). The Phase I ESA identified the following Recognized Environmental Conditions (RECs) and Vapor Encroachment Conditions (VECs) in connection with the Subject Property

Parking Lot (Subject Property), 216 S. College Avenue

A Phase II ESA was conducted on the Subject Property in 2019 (BCA, 2019). The results of the sampling and analyses confirmed that soil and groundwater on the Subject Property had been impacted by the historical handling and distribution of petroleum products. Most notable was the presence of petroleum related compounds in the groundwater at the two (2) probes. Benzene, 1-methylnaphthalene, and naphthalene were detected on the Subject Property at concentrations exceeding the R2 Residential HHL. Regarding soils, arsenic, benzene, naphthalene, 1,2,4-trimethylbenzene, 1,3,5-trimethylbenzene were detected at concentrations exceeding the RCG Migration to Groundwater (MTGW) SLs.

- The detection of elevated concentrations of petroleum related compounds in the soil and groundwater at the Subject Property during the Phase II ESA in 2019 is a REC and a VEC.
- The historical utilization of the Subject Property as a gasoline filling station that operated on the Subject Property with multiple gasoline tanks from the 1920s

through at least the late 1950s with no documentation of proper closure is a REC and a VEC.

- The historical presence of a battery and ignition service station on the Subject Property in the late 1940s, with no information of the operations is a REC.

The purpose of this Supplemental Phase II ESA is to implement the recommendations of the Phase II ESA (BCA, 2019) and investigate the extent and magnitude of limited analytes at specific locations or areas identified in the Phase II ESA.

2.0 METHODOLOGY

The investigation procedures followed BCA's approved Bloomington Quality Assurance Project Plan and Field Standard Operating Procedures (QAPP and Field SOP) and those recommended by the Risk-based Closure Guide (Nonrule Policy Document WASTE-0046-R2, or R2), effective July 8, 2022, regulations, and industry-accepted practices. Investigation results were compared to applicable R2 2024 Published Levels (PLs).

2.1 Sampling and Analysis Plan and Health and Safety Plan

A site-specific SAP and HASP were prepared for the Subject Property prior to Phase II ESA activities and were approved by the EPA Region V Brownfield Program. Unless otherwise noted, the plan and procedures followed the SAP. A copy of the SAP and HASP is provided in **Appendix A**.

2.2 Geophysical Survey

A limited geophysical survey was conducted for BCA by SAGE at the Subject Property on July 9, 2024, prior to commencing drilling activities, to identify the locations of any unknown and buried utilities. The survey included GPR scans of the area around each proposed boring to identify any potential buried utility or other sub-surface anomaly. All detected utilities and all linear anomalies were marked with paint as possible utility locations. The survey also included a search of the subject property for USTs, no potential USTs were observed during the limited survey.

2.3 Drilling Methods

The soil probes were advanced by SeraTech of South Bend, Indiana using a track-mounted Geoprobe® direct-push probe system. The soil probes were installed in five (5)-ft. long sections using a 2.5-inch diameter hollow steel sampling rod that contained a clear acetate liner. The rods were pushed into the soil or driven with a hydraulic hammer, advancing the disposable acetate liner through the substratum, allowing the collection of continuous, relatively undisturbed soil cores, minimizing cross-contamination between both stratigraphic horizons and probe locations. The liners containing the soil cores were extracted from the sample rods and were split in the field and screened by BCA via the process described below. The soil was then logged in accordance with the Unified Soil Classification System (USCS). Specific soil descriptions, screening results and corresponding depths are included on the boring logs in **Appendix B**.

Boring locations were recorded by means of a Geode GNS3S 1-foot accuracy GPS. A GPS coordinate data table is presented in **Appendix C**.

2.4 Soil Vapor Screening

Soil cores collected from the acetate liners via the direct-push probing rig were field screened for organic vapors via headspace analysis (i.e., vapor screening). The acetate liners were split open, and the soil cores were immediately screened with a RAE Systems MiniRAE 3000 PID equipped with a 10.6eV bulb calibrated on 100 ppm isobutylene span gas. PID readings were recorded in the field and are reported in the soil boring logs in **Appendix B**.

2.5 Soil Sampling

The subsurface investigation was conducted July 10, 2024, for the purpose of determining subsurface environmental conditions on the Subject Property. The locations of the borings were selected based on information obtained from the Phase II ESA (BCA, 2019) to further assess the extent and magnitude of impacts. For specific information about the locations of the borings, see the SAP in **Appendix A**.

A total of 7 probes were advanced throughout the Subject Property. Seven (7) soil and groundwater probes (SP-3R, SP-6--SP-11) were advanced to 5-feet past first groundwater or until refusal was met, whichever was shallower. All locations were placed on the Subject Site as indicated below and on the attached site map (**Figure 3**).

Soil cores were collected continuously throughout the depth of each of the probes. Recovered soil cores were field screened as described above in Section 2.4. At each of the soil and groundwater probes, at least one (1) soil VOC sample was collected from the interval with the highest PID reading observed during field screening. If no PID readings were observed during field screening, a VOC sample was collected at the interval directly above the water table.

Shallow soil samples were collected from some probes and were analyzed for PAHs. Soil intervals with indications of impacts, such as visual or olfactory, were also collected and analyzed for PAHs.

2.6 Groundwater Sampling

Groundwater was sampled from designated groundwater probes where measurable groundwater was encountered, using temporary 1" PVC sampling points with 5-feet of

screen. Temporary groundwater sampling points were allowed to equilibrate for over 24-hours before sampling.

Groundwater samples from probes from SP-7 through SP-11 were collected and analyzed for VOCs and PAHs.

Groundwater samples from probes SP-7 through SP-11 and SP-3R were collected and analyzed for arsenic/lead.

With the exceptions described below (if any), groundwater was purged and sampled following the IDEM Micro-Purge (Low-Flow) Sampling Option (updated 12/12/2017) to the extent possible. Field parameters (Temperature, Conductivity, Dissolved Oxygen, pH, turbidity, and Oxygen Reduction Potential) were monitored and recorded at each sampling point during purging until at least three (3) parameters have stabilized. Micro-Purge sampling was conducted with dedicated HDPE tubing and a non-contact stainless steel submersible bladder pump equipped with a polyethylene bladder. If groundwater monitoring parameters did not stabilize, a sample was collected regardless, and a note recorded in the sample log.

Exceptions:

Groundwater was purged and sampled by bailer at SP-7, SP-8, SP-9, SP-3R due to low recharge rates at these sample locations. Approximately 500-2,000 mL of water were purged prior to sampling the groundwater at each of these locations. A groundwater sampling log is included in **Appendix D**.

3.0 RESULTS

Soil descriptions and the results of field screening are presented on boring logs in **Appendix B**. The analytical laboratory reports and chain-of-custody forms are presented in **Appendix E**, and laboratory results are summarized in Sections 3.3 – 3.5 below, in **Tables 1 – 5**, and on **Figures 3 – 5**.

3.1 Physical Setting/Subsurface Conditions

As estimated from the U.S. Geologic Survey 7.5 Minute Series Topographic Quadrangle Map for Bloomington, Indiana (2013; C.I. = 10 feet), the elevation of the site is approximately 750 feet above mean sea level, relative to the North American Vertical Datum of 1988. The Subject Property is situated on relatively level terrain. Surface drainage in the overall area of the Subject Property is generally to the south-southeast toward Clear Creek located 0.4 miles southeast of the Subject Property. However, surface drainage at the Subject Property is influenced somewhat by the adjacent streets and municipal storm water system.

3.1.1 Soils

The soil under the Subject Property is mapped as belonging to one (1) soil type (Web Soil Survey, 2023):

Ua Udorthents, loamy 100%

Udorthents are human-altered and human-transported (HAHT) soils and materials. HAHT soils include those intentionally and substantially modified by humans for specific purposes (e.g., terraced agriculture, building support, mining, transportation, etc.). They do not include soils modified through standard agricultural practices (such as shallow plowing, liming, and fertilization) or farmed soils with unintended wind and water erosion.

3.1.2 Surficial Geology

The area of the Subject Property is underlain by approximately 5 to 15 feet of unconsolidated deposits that lie on Mississippian age bedrock (Fenelon, et al, 1994). The total thickness of unconsolidated deposits overlying bedrock in Monroe County is commonly reported as 6 to 25 feet. The unconsolidated sediments consist of Terra Rossa – red, clayey regolith, 5 to 50 feet thick, over limestone of Middle Mississippian age.

3.1.3 Bedrock Geology

The Subject Property and surrounding area lie within the Mitchell Plateau physiographic unit within the Southern Hills and Lowlands regional physiographic province (Gray, 2000).

The Mitchell Plateau is bounded by the older rocks of Norman Upland on the east and the younger rocks of the Crawford Upland to the west. The Mitchell Plateau (also referred to as the Mitchell Plain) is a karst area in Indiana of relatively low relief. An extensive underlying cave system developed in Mississippian age limestone bedrock. Surface drainage is rare due to most streams in the area disappearing into caves or joints within the rock.

Bedrock at the site is reported to be the Mississippian-aged Sanders Group (that includes the Harrodsburg and Salem Limestones). The Sanders Group consists of a variety of carbonate rocks in complex facies relationships. The Ramp Creek and Muldraugh Formations at the base of the group are dominantly a mixture of fine-grained dolomite and limestone. Cherty and siliceous intervals are common, and minor amounts of siltstone and shale are present. Above that interval in the Harrodsburg Limestone, well-cemented bioclastic calcarenites and calcirudites are dominant over argillaceous limestone, dolosiltites, and shale. The abundance of geodes and chert decreases upward in the group. The Salem Limestone except for the Somerset Shale Member at its base is dominated by porous calcarenite, although it contains a wide variety of other kinds of limestone.

3.1.4 Hydrology

Surface Water

The Subject Site lies within the East Fork White River basin, which has a total drainage area of 5,746 square miles in south-central Indiana. In general, drainage of the Mitchell Plain (including the Subject Site) in Monroe County is considerably different from the rest of the basin; most runoff quickly leaves the surface by entering sinkholes and becoming part of the groundwater system. In the streams that do flow across the Mitchell Plain, some surface water is intercepted by swallow holes and diverted underground into either the groundwater system or subterranean channels (Fenelon, 1994). Surface water drainage at the Subject Site is generally to the east toward a Clear Creek tributary located 0.16 miles to the southeast.

Unconsolidated Aquifer System

The Subject Site lies in the Dissected Till and Residuum / Unglaciaded Southern Hills and Lowlands Aquifer System. Total thickness of unconsolidated deposits overlying bedrock is commonly 6 to 25 feet. Clay material dominates this unconsolidated aquifer system; however, discontinuous sand or gravel deposits are reported. These deposits are commonly 1 to 3 feet thick. Because of the low permeability of surface materials, this system is not considered very susceptible to contamination from surface sources.

Bedrock Aquifer System

The Blue River and Sanders Groups occur as the uppermost bedrock aquifer system over most of the west-central portion of Monroe County. Depth to bedrock is generally between 5 and 30 feet. The Blue River and Sanders Groups Aquifer System is not regarded as a major ground-water resource in the county. Static water levels range from 0 feet to 197 feet below land surface but generally between 15 and 75 feet below surface. Areas of shallow bedrock, especially where joints, fractures, and solution features are present, may allow contamination. These conditions warrant considering the aquifer system to be susceptible to contaminants introduced at and near land surface.

A report pertaining to the nearby Indiana Gas Company site 200 feet to the west of the Subject Property suggests the groundwater flow direction is to the southeast (VFC Document # 47437557). Based on environmental reports for the Josephine Brown Trust Property 75 feet east of the Subject Property, local groundwater flow around the Subject Property is to the south to southeast (VFC Document # 14582194). The regional groundwater flow in the area is predominately to the south in general conformance with surface topography/drainage and the regional attitude of underlying bedrock.

3.1.5 Subject Property Physical Observations

Based on probes advanced on the Subject Site, the soils consist of mostly clays and sandy clays to various depths of 10.5 – 18 feet bgs. Bedrock and/or refusal was encountered in all deep soil and groundwater sampling points. Depth to bedrock/refusal was reported between 10 ft bgs and 18 ft bgs. Static water level readings from the temporary groundwater sample points ranged from 7 to 11 feet bgs.

3.2 Laboratory Analysis of Samples

All soil and groundwater samples were analyzed by Pace Analytical Laboratories of Indianapolis, Indiana. All soil and groundwater samples were stored on ice and/or refrigerated until couriered to the laboratory. Analytical laboratory reports and chain-of-custody documents are included in **Appendix E**.

Not including QA/QC samples, a total of 8 soil samples were analyzed for VOCs by EPA Method 8260, 12 soil samples were analyzed for PAHs by EPA Method 8270 SIM.

Not including QA/QC samples, a total of five (5) groundwater samples were analyzed for VOCs by EPA Method 8260, five (5) groundwater samples were analyzed for PAHs by EPA Method 8270 SIM, and six (6) for arsenic/lead by EPA Method 6010.

QA/QC samples included both field and laboratory samples. One (1) soil field duplicate and one (1) MS/MSD sample was collected and analyzed for each VOCs, PAHs, and arsenic by EPA Methods 8260, 8270 SIM, and 6010, respectively. One (1) soil trip blank was analyzed for VOCs by EPA Method 8260. One (1) groundwater field duplicate and MS/MSD sample was collected and analyzed for each VOCs, PAHs, and arsenic/lead by EPA Methods 8260, 8270 SIM, and 6010, respectively. One (1) equipment blank was collected and analyzed for VOCs by EPA Method 8260 and PAHs by EPA Method 8270 SIM. One (1) trip blank was analyzed for VOCs by EPA Method 8260. Laboratory QA/QC included method blanks, LCS, and internal surrogate standards. For results of QA/QC sampling and analysis see “Data Assessment” in Sections 3.3 – 3.5 below.

3.3 Soil Results

Analytical laboratory reports are included in **Appendix E** and the soil sample analytical results are summarized in **Tables 1 – 2** and on **Figure 4**. Detected analytical concentrations were compared to applicable IDEM’s R2 PLs (Risk-based Closure Guide (R2), Table 1: 2024 IDEM OLQ Published Levels).

VOCs:

Up to two (2) soil samples from soil and groundwater probes were analyzed for VOCs by EPA Method 8260.

No VOCs were detected above the R2 Residential PLs. Soil samples from SP-7, SP-8, SP-10, had at least one (1) VOC detection greater than the Migration to Groundwater (MTGW) screening level from the 2022 Remediation Closure Guide.

PAHs:

Up to three (3) soil samples from designated probes were analyzed for PAHs by EPA Method 8270 SIM.

No PAHs were detected above the R2 Residential PLs. Soil samples from SP-8 and SP-11 had at least one (1) detection of naphthalene greater than the MTGW screening level from the 2022 Remediation Closure Guide.

Data Assessment:

QA/QC samples collected during the soil sampling included field duplicate and MS/MSD samples. No field equipment blank was collected since only single-use disposable supplies contacted the soil samples. A trip blank accompanied the sample set during sampling and was analyzed for VOCs. Trace levels of acetone, n-hexane, 1-methylnaphthalene, trichloroethene, and trichlorofluoromethane were detected in the trip

blank. These detections were far below the PLs and do not impact the results or recommendations of this report. The field duplicate and MS/MSD samples were analyzed for VOCs by EPA Method 8260 and PAHs by EPA Method 8270SIM.

For all but 9 VOCs, and 12 PAHs analytes were below detection limits in both the sample and the field duplicate, equating to a zero percent relative difference (0% RPD). For soil field duplicates with detections, the RPD ranged from 10% to 38% for VOCs and 5% to 37% for PAHs. Of the duplicate detections, four (4) VOCs and five (5) PAHs had detections were greater than about five times the reporting limit (>5 x RL) for both the sample and field duplicate. Of the nine (9) analytes with detections >5x RL, none had a field duplicate RPD greater than the notice limit of 50% for soil. Thus, RPD data were below the notice limit for 100% of the field duplicate analytes >5x RL which meets the EPA DQO minimum of 75%. Therefore, homogeneity was observed in this sample set.

The MS/MSD sample results were generally within control limits for VOCs and PAHs. The few analytes out of control limits were due to high concentrations in the samples relative to the spike level, not detected in the sample or if detected was far below the PL, or the results were accepted based on other measures. Laboratory QA/QC samples (method blanks, LCS and surrogate spikes) were within control limits.

A Level III QA/QC data package is included with the lab report in **Appendix E**.

3.4 Groundwater Results

Laboratory reports are included in **Appendix E** and the groundwater analytical results are summarized in **Tables 3 – 5** and on **Figure 5**. Detected analytical concentrations were compared to applicable IDEM's R2 PLs (Risk-based Closure Guide (R2), Table 1: 2024 IDEM OLQ Published Levels).

VOCs:

One (1) groundwater sample from each temporary well was analyzed for VOCs by EPA Method 8260.

Benzene exceeded the R2 Residential Groundwater PL (5 ug/L) in the samples from:

- SP-7 (228 ug/L)
- SP-8 (540 ug/L)
- SP-9 (42.5 ug/L)
- SP-10 (241 ug/L)

1-Methylnaphthalene exceeded the R2 Residential Groundwater PL (10 ug/L) in the samples from:

- SP-7 (16.7 ug/L)
- SP-8 (23.0 ug/L)
- SP-9 (14.4 ug/L)

Naphthalene exceeded the R2 Residential Groundwater PL (1 ug/L) in the samples from:

- SP-8 (8.8 ug/L)
- SP-10 (2.7 ug/L)

No other VOCs were detected above the R2 PLs in any of the samples analyzed.

PAHs:

One (1) groundwater sample from each temporary well (was analyzed for PAHs by EPA Method 8270 SIM).

1-Methylnaphthalene exceeded the R2 Residential Groundwater PL (10 ug/L) in the samples from:

- SP-7 (20.2 ug/L)
- SP-8 (26.2 ug/L)
- SP-9 (18.6 ug/L)
- SP-10 (12.5 ug/L)

Naphthalene exceeded the R2 Residential Groundwater PL (1 ug/L) in the samples from:

- SP-8 (13.7 ug/L)
- SP-10 (2.6 ug/L)

No other PAHs were detected above the R2 PLs in any of the samples analyzed.

Metals:

One (1) groundwater sample from designated temporary wells was analyzed for arsenic and lead by EPA Method 6010.

Arsenic exceeded the R2 Residential Groundwater PL (10 ug/L) in the samples from:

- SP-7 (23.3 ug/L)
- SP-8 (58.3 ug/L)
- SP-9 (20.8 ug/L)
- SP-10 (101 ug/L)
- SP-10 FF (13.7 ug/L)
- SP-11 (27.9 ug/L)

SP-11 DUP (26.6 ug/L)
SP-11 FF (11.8 ug/L)

Lead exceeded the R2 Residential Groundwater PL (15 ug/L) in the samples from:

SP-7 (30.1 ug/L)
SP-8 (118 ug/L)
SP-9 (16.3 ug/L)
SP-10 (240 ug/L)
SP-10 FF (21.9 ug/L)
SP-11 (24.5 ug/L)
SP-11 DUP (22.5 ug/L)

Data Assessment:

QA/QC samples collected during groundwater sampling included a field duplicate, MS/MSD, equipment blank, and trip blank. The field duplicate and MS/MSD were analyzed for VOCs by EPA Method 8260, PAHs by EPA Method 8270SIM, and arsenic and lead by EPA Method 6010. The equipment blank was analyzed for VOCs by EPA Method 8260, PAHs by EPA Method 8270SIM and arsenic and lead by EPA Method 6010. The trip blank was analyzed for VOCs by EPA Method 8260. No compounds were detected in the equipment blank or trip blank.

For all but 14 VOCs, and 2 PAHs, and 2 metals analytes were below detection limits in both the sample and the field duplicate, equating to a zero percent relative difference (0% RPD). For the groundwater field duplicate detections, the RPD ranged from 1% to 12% for VOCs, 5% to 7% for PAHs, and 4% to 9% for metals. Of the duplicate detections, two (2) VOCs and two (2) PAH analytes were greater than five (5) times the reporting limit (>5x RL). None of the four (4) detections >5x RL had a field duplicate RPD greater than the notice limit of 35% for groundwater. Thus, 100% of the analyte detections >5x RL were below the notice limit which meets the EPA DQO of at least 75%. Thus, homogeneity was observed in this groundwater sample set.

The groundwater MS/MSD sample results were almost all within control limits for VOCs, PAHs, and arsenic/lead. One (1) analyte was out of control limits due to sample concentration being 5x the spike level. Laboratory QA/QC included method blanks, LCS, and surrogate spikes. Laboratory QA/QC results were within control limits.

A Level III QA/QC data package is included with the lab report in **Appendix E**.

4.0 DISCUSSION and CONCLUSIONS

Discussion

Sampling for this Supplemental Phase II ESA was conducted on July 10th of 2024, for the purpose of further assessing subsurface conditions in the affected area of the Subject Property. The investigation included advancing five (5) soil and groundwater probes and two (2) soil-only probes on the Subject Property. Soil samples were collected from each boring location and were analyzed for VOCs and PAHs. Groundwater samples were analyzed for VOCs, PAHs, arsenic and lead.

The following analytes were found in exceedance of IDEM PLs:

Soil VOCs and PAHs

No VOCs or PAHs were detected above the R2 Residential PLs. Soil samples from SP-7, SP-8 and SP-11 had at least one (1) VOC or PAH detection greater than the Migration to Groundwater screening level from the 2022 Remediation Closure Guide. The highest concentrations are in the northeast area of the Subject Property between 6 and 12 feet of depth, and exceedances appear to be localized in this area. Due to the historical nature of the Subject Property and the depths of these impacts, the source is likely from on-site historical usage of the property, such as the historical operation of a filling station on the northeast corner of the Subject Property.

Groundwater VOCs

Benzene and 1-Methylnaphthalene exceeded the R2 Residential PLs in the samples from SP-7, SP-8, and SP-9. Benzene also exceeded the R2 Residential PL in the sample from SP-10. The highest VOC concentrations were detected in the northeast area of the Subject Property, and exceedances appear to be localized in this area. Groundwater samples were collected from the shallow unconsolidated aquifer at a depth of 10 to 20 feet bgs. Due to the historical nature of the Subject Property, the source is likely from on-site historical usage of the property, such as the historical operation of a filling station on the northeast corner of the Subject Property.

Groundwater PAHs

The highest concentrations of 1-Methylnaphthalene and Naphthalene were observed at SP-8 and exceeded the R2 Residential PLs. Detections of 1-Methylnaphthalene and/or Naphthalene also exceeded their R2 Residential PLs at SP-7, SP-9, and SP-10. The highest PAH concentrations were detected in the northeast area of the Subject Property, and exceedances appear to be localized in this area. Groundwater samples were collected from the shallow unconsolidated aquifer at a depth of 10 to 20 feet bgs. Due to the historical nature of the Subject Property, the source is likely from on-site historical

usage of the property, such as the historical operation of a filling station on the northeast corner of the Subject Property.

Groundwater Metals

Arsenic and Lead exceeded the R2 Residential PL in the unfiltered and filtered sample collected at SP-10. Arsenic slightly exceeded the R2 Residential PL in the unfiltered and filtered sample collected at SP-11. Sediment in the groundwater sample, even the filtered sample may have caused or contributed to the elevated levels of metals in the groundwater. However, the possibility of dissolved or mobile phase arsenic and/or lead at SP-10 and SP-11 cannot be completely ruled out. The former operation of a filling station in this area of the Subject Property is also a potential source of elevated concentrations of metals in the groundwater.

Conclusions

Based on the results of this assessment and previous assessments, BCA draws the following conclusions:

Soil

Arsenic exceeds the R2 Residential PL in shallow (<4' bgs) soil samples at SP-1, SP-2, SP-3, and SP-4. These soil arsenic impacts were observed during the 2019 Phase II ESA (BCA, 2019). The average concentration of arsenic in shallow soil across the Subject Property is 9.8 mg/kg, which does not exceed the R2 Residential PL.

Thallium exceeds the R2 Residential PL in the shallow soil at SP-1 (BCA 2019). The average concentration of thallium in shallow soil across the Subject Property is 0.8 mg/kg, which does not exceed the R2 Residential PL.

Groundwater

Petroleum impacts in the VOC and PAH range exceeded the R2 Residential PLs in the groundwater in the northeast corner of the Subject Property during this Supplemental Phase II ESA and in the previous Phase II ESA (BCA, 2019). The highest concentrations of VOCs and PAHs were observed at SP-8, but were also found in SP-7, 9, 10 from this investigation and SP-4 and 5 from the previous assessment (BCA 2019). Impacted water at the Subject Property appears to be related to the soil impacts above the RCG MTGW and the historical use of the Subject Property.

Arsenic was observed in the unfiltered and filtered groundwater at SP-5, SP-10, and SP-11 above the R2 Residential PL. Arsenic found in the unfiltered and filtered groundwater could be related to sediment in the turbid groundwater samples; however, the

exceedances could also be related to dissolved or mobile arsenic in the groundwater at these locations.

Lead was observed in the unfiltered and filtered groundwater at SP-10 above the R2 Residential PL. Lead found in the unfiltered and filtered groundwater could be related to sediment in the turbid groundwater sample; however, the exceedances could also be related to dissolved or mobile lead in the groundwater at this location due to the historical operation of a filling site in this area of the Subject Property.

Exposure Pathways and Future Planning

The primary exposure pathway requiring consideration for VOCs and PAHs in the soil is by direct contact with the soil. There is currently no direct contact exposure to impacted soil at the Subject Property. Potential future exposure can be addressed via institutional controls, by IDEM approval of a site average, and/or by removal of impacted soil from the Subject Property.

The potential exposure pathway for petroleum constituents and metals in groundwater is through ingestion. A public water supply is provided at the Subject Property and surrounding area by a local water utility. Private groundwater resources are not used at the Subject Property or immediately surrounding area. Therefore, no exposure via ingestion of groundwater currently exists. Potential future exposure can be addressed via institutional controls or by remediation of impacts at the Subject Property.

5.0 RECOMMENDATIONS

Based on the results of this Supplemental Phase II ESA conducted at the Subject Property located at 216 S. College Ave. Bloomington, Indiana, BCA recommends the following:

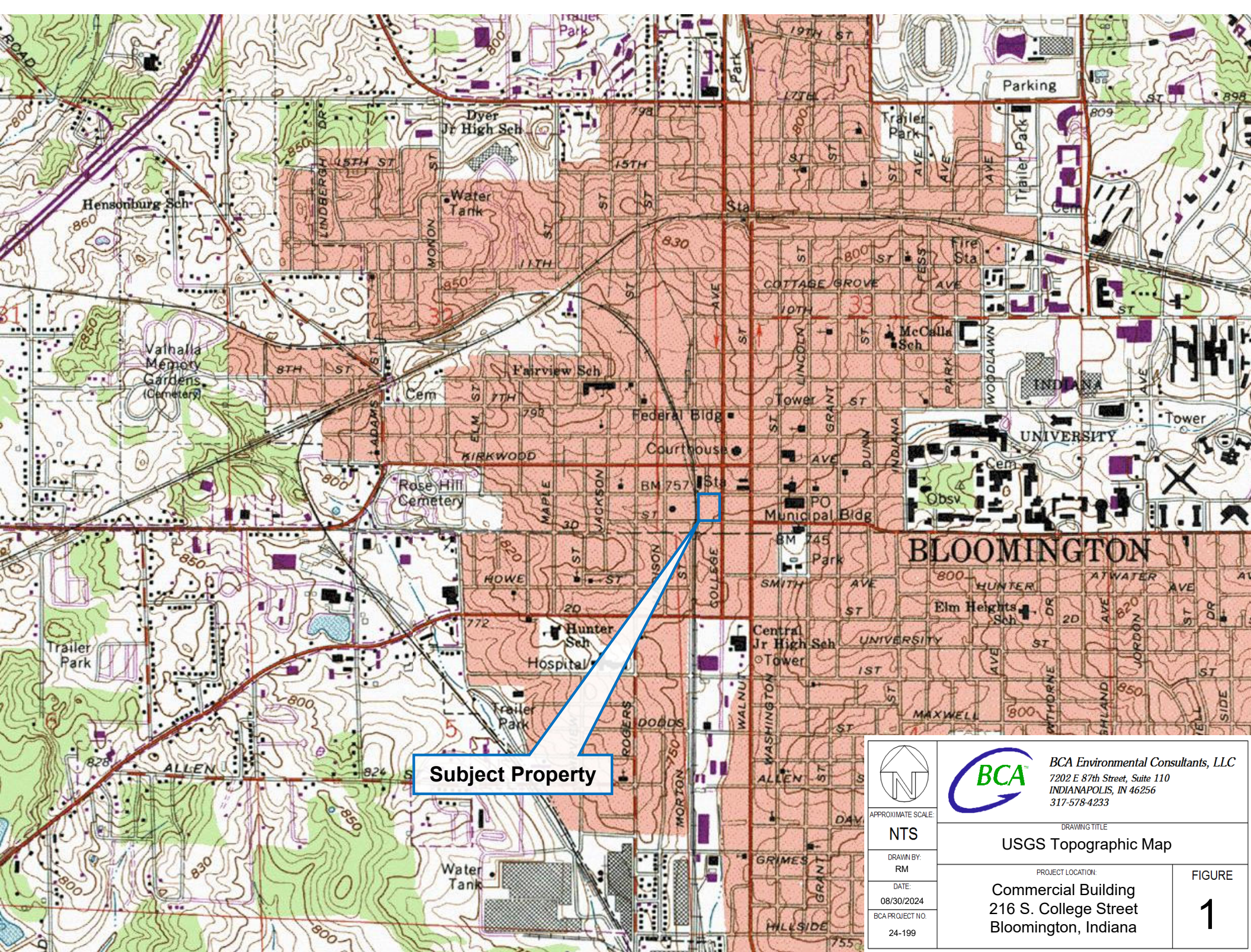
- Further investigation to delineate petroleum impacts in soil and groundwater;
- Further investigation to confirm the groundwater metal impacts detected at SP-10 and SP-11 are in a dissolved or mobile phase;
- If future land use includes a building on the northeast corner of the Subject Property, conduct a limited soil gas survey in that area;
- In lieu of further investigation, develop a plan for site remediation. Remediate impacts or restrict future land-use through an Environmental Restrictive Covenant (ERC) with a Soil Management Plan (or another administrative tool) to eliminate potential exposure pathways to impacted soil and groundwater.

6.0 REFERENCES

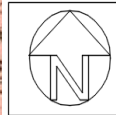
- BCA Environmental Consultants, 2020, *Background Arsenic Levels in Shallow Soils*, Bloomington, Indiana, BCA Project No. 20-234, November 10, 2020.
- BCA Environmental Consultants, LLC, 2019, Phase II Environmental Site Assessment, Commercial Building, 216 South College Avenue, Bloomington, Indiana 47403, July 03, 2019.
- BCA Environmental Consultants, 2023, Phase I Environmental Site Assessment, College Square – Sicks Parking Lot, 216 S. College Avenue, Bloomington, Indiana 47403, May 31, 2023.
- Fenelon, J. M., *Hydrogeologic Atlas of Aquifers in Indiana. U. S. Geologic Survey Water-Resources Investigations Report 92-4142*. United States Geologic Survey, Indianapolis, Indiana, 1994.
- Gray, Henry H., et al, *Bedrock Geologic Map of Indiana*, Indiana Geological Survey, Indiana Department of Natural Resources, Bloomington, Indiana, Map, 1987.
- Gray, Henry H., *Quaternary Geologic Map of Indiana*, Indiana Geological Survey, Indiana Department of Natural Resources, Bloomington, Indiana, Map, 1989.
- IDEM, *Risk-based Closure Guide, Office of Land Quality, July 8, 2022*. Indiana Department of Environmental Management, Indianapolis, Indiana, 2022.
- IDEM, *Risk-based Closure Guide (R2), Risk Screening Table, Table 1: Published Levels – Office of Land Quality, July 8, 2022*. Indiana Department of Environmental Management, Indianapolis, Indiana, Updated March 2024.
- Soil Survey Staff, Natural Resources Conservation Service, United States Department of Agriculture, *Web Soil Survey*. Available online at: <http://websoilsurvey.nrcs.usda.gov/>
- USGS 1984, *Elemental Concentrations in Soils and Other Surficial Materials of the Conterminous United States*, United States Geological Survey Professional Paper No. 1270.

Figures

Supplemental Phase II
Commercial Building
216 S College Avenue
Bloomington, IN



Subject Property



APPROXIMATE SCALE:

NTS

DRAWN BY:
RM

DATE:
08/30/2024

BCA PROJECT NO:
24-199



BCA Environmental Consultants, LLC
7202 E 87th Street, Suite 110
INDIANAPOLIS, IN 46256
317-578-4233

DRAWING TITLE

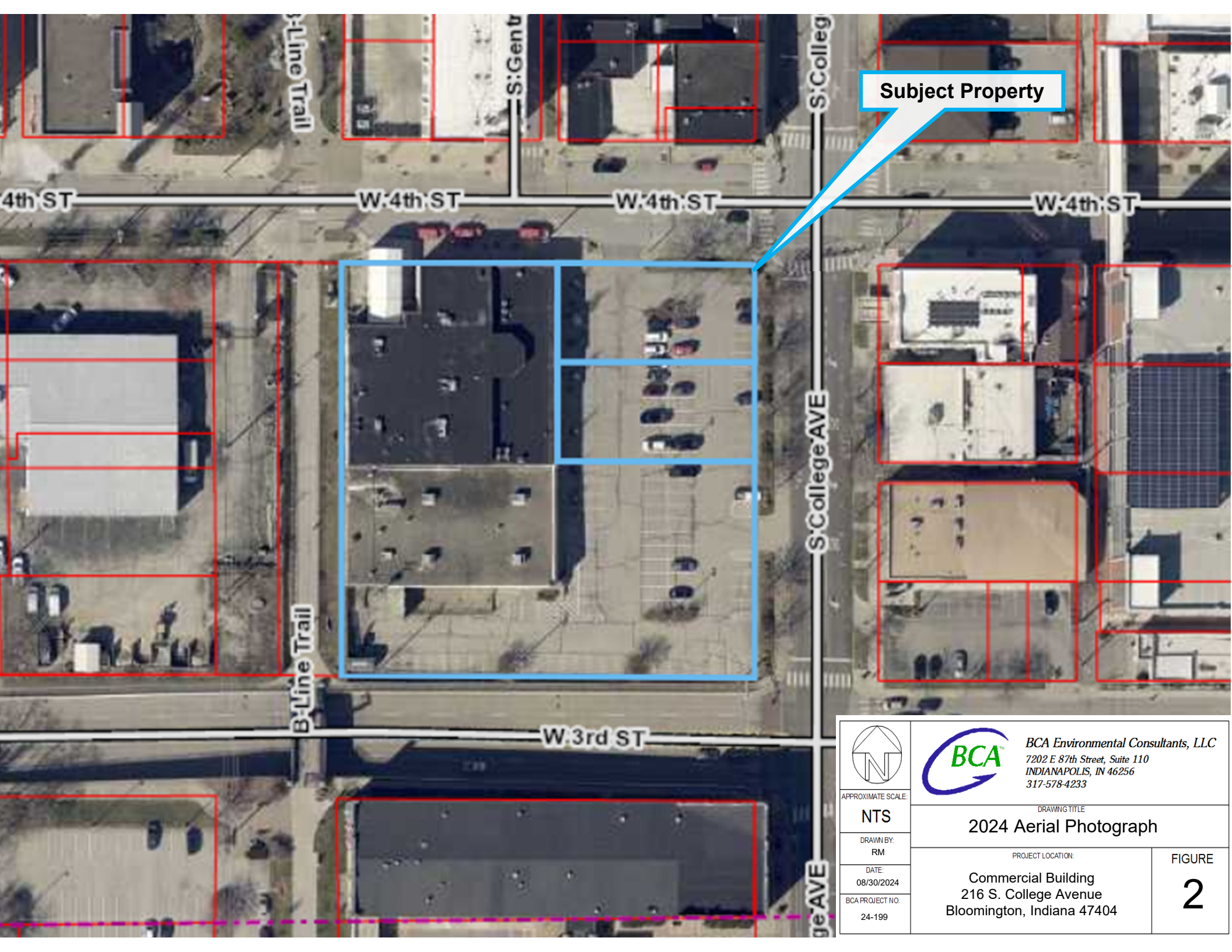
USGS Topographic Map

PROJECT LOCATION:

Commercial Building
216 S. College Street
Bloomington, Indiana

FIGURE

1



Subject Property



BCA Environmental Consultants, LLC
7202 E 87th Street, Suite 110
INDIANAPOLIS, IN 46256
317-578-4233

APPROXIMATE SCALE:

NTS

DRAWN BY:
RM

DATE:
08/30/2024

BCA PROJECT NO.
24-199

DRAWING TITLE

2024 Aerial Photograph





PROJECT LOCATION:

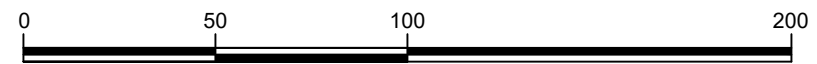
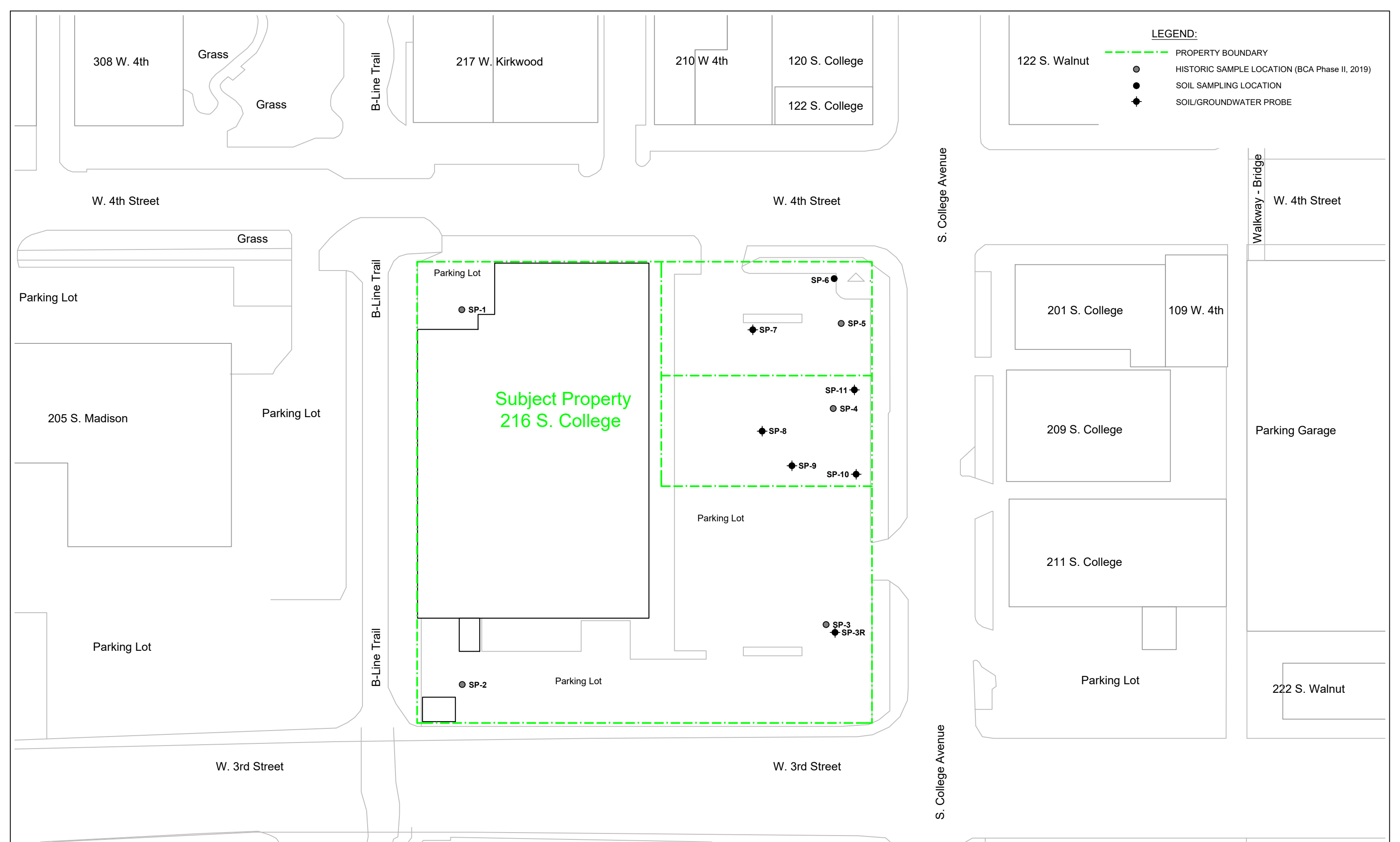
Commercial Building
216 S. College Avenue
Bloomington, Indiana 47404


FIGURE

2

LEGEND:

-  PROPERTY BOUNDARY
-  HISTORIC SAMPLE LOCATION (BCA Phase II, 2019)
-  SOIL SAMPLING LOCATION
-  SOIL/GROUNDWATER PROBE



 **BCA Environmental Consultants, LLC**
 7202 E 87th Street, Suite 110
 Indianapolis, IN 46256
 317-578-4233



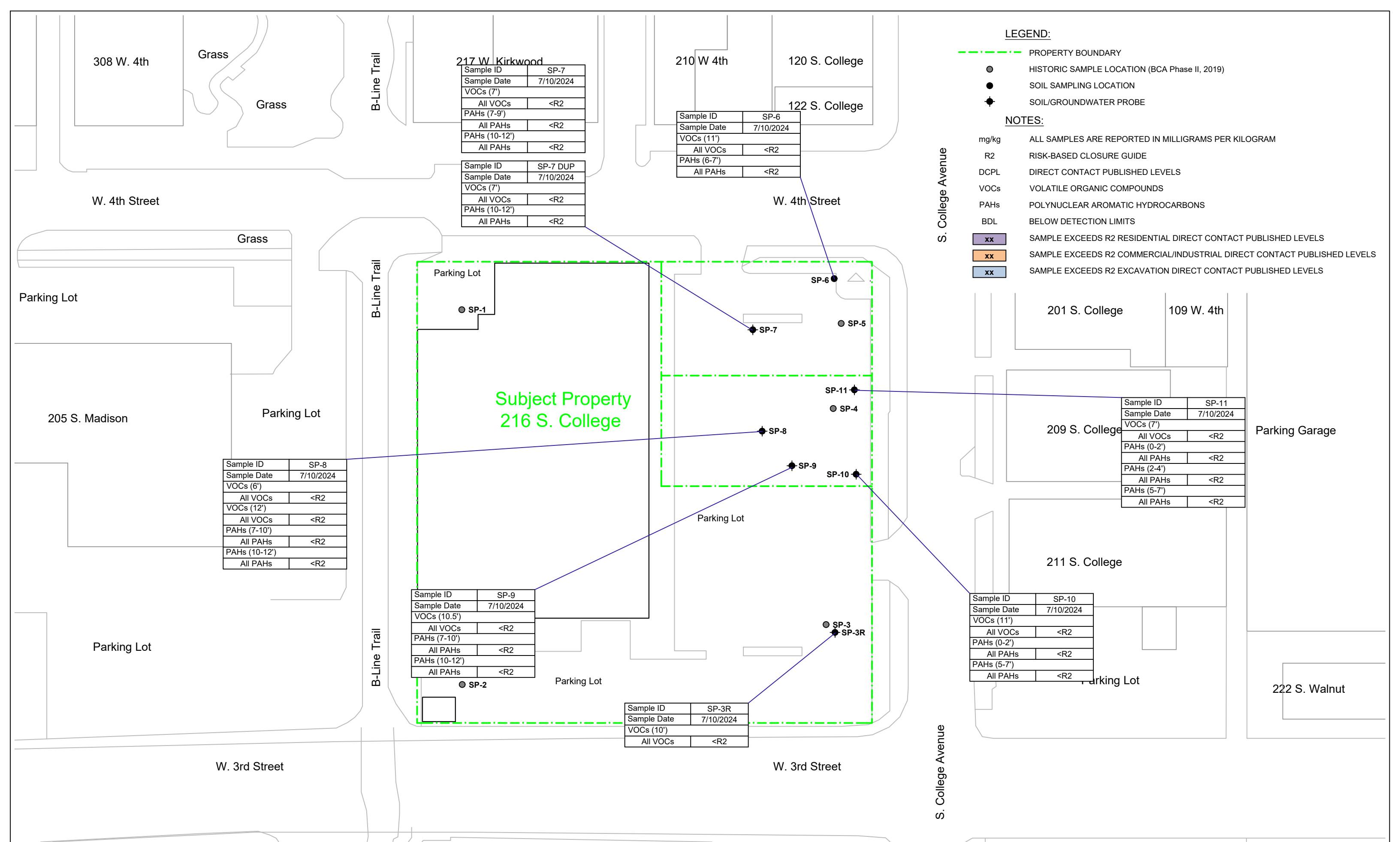
DATE:
8/28/2024
SCALE:
1" = 50'

DRAWING TITLE
Site Map
Sample Locations

PROJECT LOCATION:
216 S. College Avenue
Bloomington, Indiana

DRAWN BY:
PM
BCA PROJECT NO.
24-199

FIGURE
3



LEGEND:

- - - PROPERTY BOUNDARY
- HISTORIC SAMPLE LOCATION (BCA Phase II, 2019)
- SOIL SAMPLING LOCATION
- ◆ SOIL/GROUNDWATER PROBE

NOTES:

- mg/kg ALL SAMPLES ARE REPORTED IN MILLIGRAMS PER KILOGRAM
- R2 RISK-BASED CLOSURE GUIDE
- DCPL DIRECT CONTACT PUBLISHED LEVELS
- VOCs VOLATILE ORGANIC COMPOUNDS
- PAHs POLYNUCLEAR AROMATIC HYDROCARBONS
- BDL BELOW DETECTION LIMITS
- xx SAMPLE EXCEEDS R2 RESIDENTIAL DIRECT CONTACT PUBLISHED LEVELS
- xx SAMPLE EXCEEDS R2 COMMERCIAL/INDUSTRIAL DIRECT CONTACT PUBLISHED LEVELS
- xx SAMPLE EXCEEDS R2 EXCAVATION DIRECT CONTACT PUBLISHED LEVELS

217 W. Kirkwood

Sample ID	SP-7
Sample Date	7/10/2024
VOCs (7')	
All VOCs	<R2
PAHs (7-9')	
All PAHs	<R2
PAHs (10-12')	
All PAHs	<R2

SP-6

Sample ID	SP-6
Sample Date	7/10/2024
VOCs (11')	
All VOCs	<R2
PAHs (6-7')	
All PAHs	<R2

SP-7 DUP

Sample ID	SP-7 DUP
Sample Date	7/10/2024
VOCs (7')	
All VOCs	<R2
PAHs (10-12')	
All PAHs	<R2

SP-8

Sample ID	SP-8
Sample Date	7/10/2024
VOCs (6')	
All VOCs	<R2
VOCs (12')	
All VOCs	<R2
PAHs (7-10')	
All PAHs	<R2
PAHs (10-12')	
All PAHs	<R2

SP-9

Sample ID	SP-9
Sample Date	7/10/2024
VOCs (10.5')	
All VOCs	<R2
PAHs (7-10')	
All PAHs	<R2
PAHs (10-12')	
All PAHs	<R2

SP-3R

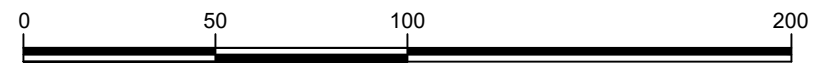
Sample ID	SP-3R
Sample Date	7/10/2024
VOCs (10')	
All VOCs	<R2

SP-10

Sample ID	SP-10
Sample Date	7/10/2024
VOCs (11')	
All VOCs	<R2
PAHs (0-2')	
All PAHs	<R2
PAHs (5-7')	
All PAHs	<R2

SP-11

Sample ID	SP-11
Sample Date	7/10/2024
VOCs (7')	
All VOCs	<R2
PAHs (0-2')	
All PAHs	<R2
PAHs (2-4')	
All PAHs	<R2
PAHs (5-7')	
All PAHs	<R2



BCA Environmental Consultants, LLC
 7202 E 87th Street, Suite 110
 Indianapolis, IN 46256
 317-578-4233



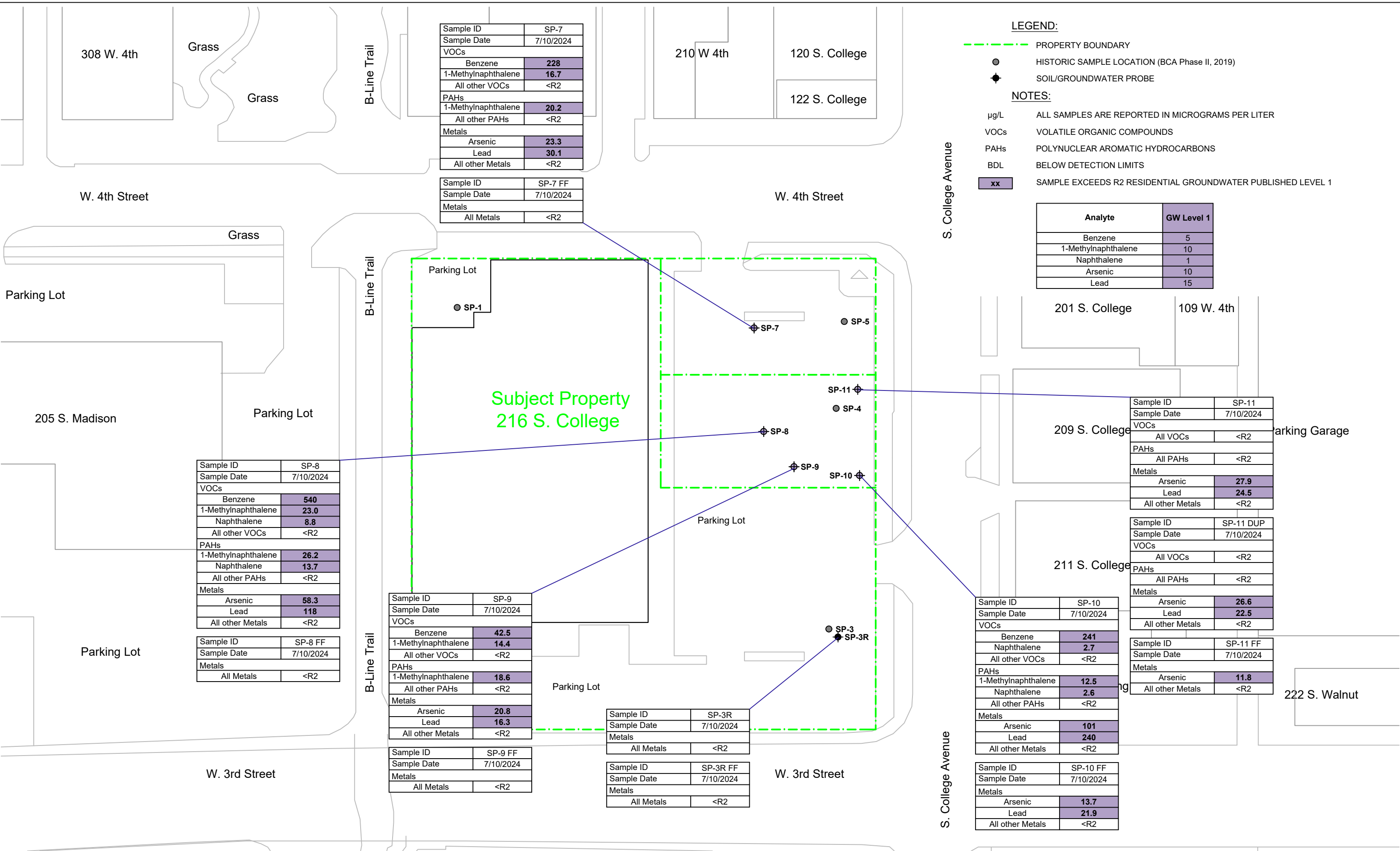
DATE:
8/28/2024
SCALE:
1" = 50'

DRAWING TITLE
Soil Exceedances Analytical Results

PROJECT LOCATION:
216 S. College Avenue
Bloomington, Indiana

DRAWN BY:
PM
BCA PROJECT NO.
24-199

FIGURE
4



Sample ID	SP-7
Sample Date	7/10/2024
VOCs	
Benzene	228
1-Methylnaphthalene	16.7
All other VOCs	<R2
PAHs	
1-Methylnaphthalene	20.2
All other PAHs	<R2
Metals	
Arsenic	23.3
Lead	30.1
All other Metals	<R2

Sample ID	SP-7 FF
Sample Date	7/10/2024
Metals	
All Metals	<R2

Sample ID	SP-8
Sample Date	7/10/2024
VOCs	
Benzene	540
1-Methylnaphthalene	23.0
Naphthalene	8.8
All other VOCs	<R2
PAHs	
1-Methylnaphthalene	26.2
Naphthalene	13.7
All other PAHs	<R2
Metals	
Arsenic	58.3
Lead	118
All other Metals	<R2

Sample ID	SP-8 FF
Sample Date	7/10/2024
Metals	
All Metals	<R2

Sample ID	SP-9
Sample Date	7/10/2024
VOCs	
Benzene	42.5
1-Methylnaphthalene	14.4
All other VOCs	<R2
PAHs	
1-Methylnaphthalene	18.6
All other PAHs	<R2
Metals	
Arsenic	20.8
Lead	16.3
All other Metals	<R2

Sample ID	SP-9 FF
Sample Date	7/10/2024
Metals	
All Metals	<R2

Sample ID	SP-3R
Sample Date	7/10/2024
Metals	
All Metals	<R2

Sample ID	SP-3R FF
Sample Date	7/10/2024
Metals	
All Metals	<R2

- LEGEND:**
- PROPERTY BOUNDARY
 - HISTORIC SAMPLE LOCATION (BCA Phase II, 2019)
 - ◆ SOIL/GROUNDWATER PROBE
- NOTES:**
- µg/L ALL SAMPLES ARE REPORTED IN MICROGRAMS PER LITER
 - VOCs VOLATILE ORGANIC COMPOUNDS
 - PAHs POLYNUCLEAR AROMATIC HYDROCARBONS
 - BDL BELOW DETECTION LIMITS
 - xx SAMPLE EXCEEDS R2 RESIDENTIAL GROUNDWATER PUBLISHED LEVEL 1

Analyte	GW Level 1
Benzene	5
1-Methylnaphthalene	10
Naphthalene	1
Arsenic	10
Lead	15

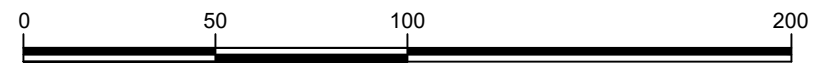
Sample ID	SP-11
Sample Date	7/10/2024
VOCs	
All VOCs	<R2
PAHs	
All PAHs	<R2
Metals	
Arsenic	27.9
Lead	24.5
All other Metals	<R2

Sample ID	SP-11 DUP
Sample Date	7/10/2024
VOCs	
All VOCs	<R2
PAHs	
All PAHs	<R2
Metals	
Arsenic	26.6
Lead	22.5
All other Metals	<R2

Sample ID	SP-11 FF
Sample Date	7/10/2024
Metals	
Arsenic	11.8
All other Metals	<R2

Sample ID	SP-10
Sample Date	7/10/2024
VOCs	
Benzene	241
Naphthalene	2.7
All other VOCs	<R2
PAHs	
1-Methylnaphthalene	12.5
Naphthalene	2.6
All other PAHs	<R2
Metals	
Arsenic	101
Lead	240
All other Metals	<R2

Sample ID	SP-10 FF
Sample Date	7/10/2024
Metals	
Arsenic	13.7
Lead	21.9
All other Metals	<R2



BCA Environmental Consultants, LLC
 7202 E 87th Street, Suite 110
 Indianapolis, IN 46256
 317-578-4233



DATE:
8/29/2024
SCALE:
1" = 50'

DRAWING TITLE
Groundwater Exceedances Analytical Results

PROJECT LOCATION:
216 S. College Avenue
Bloomington, Indiana

DRAWN BY:
PM
BCA PROJECT NO.
24-199

FIGURE
5

X:\BCA_Environmental\Bloomington_IN\216SCollegeAve\Drawings\216SCA_BloomingtonIN_Ph2.dwg; F5_GWAD August 29, 2024

Tables

Supplemental Phase II
Commercial Building
216 S College Avenue
Bloomington, IN

**Table 1
Soil Analytical Results
VOCs**

Project ID	Sample ID	Collected Date	Units	Acetone	Benzene	n-Butylbenzene	sec-Butylbenzene	tert-Butylbenzene	Ethylbenzene	n-Hexane	Isopropylbenzene (Cumene)	p-Isopropyltoluene	1-Methylnaphthalene	2-Methylnaphthalene	n-Propylbenzene	Toluene	Trichloroethene	Trichlorofluoromethane	1,2,4-Trimethylbenzene	1,3,5-Trimethylbenzene	Xylene (Total)	Other VOCs	
			CAS Number	67-64-1	71-43-2	104-51-8	135-98-8	98-06-6	100-41-4	110-54-3	98-82-8	99-87-6	90-12-0	91-57-6	103-65-1	108-88-3	79-01-6	75-69-4	95-63-6	108-67-8	1330-20-7	Varies	
			R2 Residential Direct Contact Published Levels*	mg/kg	---	---	---	---	---	---	---	---	300	300	---	---	---	---	---	---	---	Varies	
			R2 Commercial/Industrial Direct Contact Published Levels*	mg/kg	---	---	---	---	---	---	---	---	400	3000	---	---	---	---	---	---	---	Varies	
			R2 Excavation Direct Contact Published Levels*	mg/kg	100000	2000	100	100	200	500	100	300	---	400	7000	300	800	100	1000	200	200	300	Varies
			RCG Soil Migration to GW Screening Level*	mg/kg	74	0.051	64	120	31	16	210	15	---	1.2	3.7	25	14	0.036	66	1.6	1.7	200	Varies
216 S. College Ave 24-199	SP-3R 10'	07/10/2024 10:15	mg/kg	0.0088 J	<0.00018	<0.00040	<0.00027	<0.00020	<0.00027	<0.00052	<0.00025	<0.00033	0.0025 J	<0.0030	<0.00022	0.0014 J	<0.00041	<0.00042	<0.00074	<0.00028	<0.0023	BDL	
216 S. College Ave 24-199	SP-6 11'	07/10/2024 08:30	mg/kg	<1.2	<0.020	<0.029	0.46	0.12 J	<0.020	<0.045	<0.026	<0.025	<0.17	<0.17	<0.023	<0.11	<0.044	<0.029	<0.021	<0.023	<0.055	BDL	
216 S. College Ave 24-199	SP-7 7'	07/10/2024 08:50	mg/kg	<0.56	<0.018	0.99	1.6	0.080 J	<0.026	1.9	1.9	0.26 J	1.4	1.7	3.0	<0.047	<0.040	<0.040	<0.071	<0.027	<0.22	BDL	
216 S. College Ave 24-199	SP-7 7' DUP	07/10/2024 08:50	mg/kg	<0.32	<0.010	1.2	1.8	0.086 J	<0.015	2.8	2.1	0.31	1.4	1.9	3.5	<0.027	<0.023	<0.024	<0.042	<0.016	<0.13	BDL	
216 S. College Ave 24-199	SP-8 12'	07/10/2024 07:55	mg/kg	<0.0052	0.14	0.0044 J	0.0046 J	0.00042 J	0.0010 J	0.12	0.0071	0.0016 J	0.019	0.021	0.0090	0.0050	<0.00037	<0.00038	0.0012 J	0.00089 J	0.018	BDL	
216 S. College Ave 24-199	SP-8 6'	07/10/2024 07:50	mg/kg	<0.37	<0.012	0.91	0.51	0.036 J	<0.017	0.41	0.35	0.070 J	1.4	2.2	1.0	<0.031	<0.026	<0.027	<0.047	<0.018	<0.15	BDL	
216 S. College Ave 24-199	SP-9 10.5'	07/10/2024 08:15	mg/kg	<0.26	<0.0082	0.62	0.50	0.030 J	0.17 J	11.6	0.83	0.27	0.86	1.5	1.4	<0.022	<0.019	<0.019	<0.033	<0.012	0.14 J	BDL	
216 S. College Ave 24-199	SP-10 11'	07/10/2024 09:50	mg/kg	<0.28	0.082 J	0.52	0.38	0.024 J	0.53	13.8	0.78	0.30	0.51 J	0.99	1.2	<0.024	<0.020	<0.021	<0.036	<0.014	0.13 J	BDL	
216 S. College Ave 24-199	SP-11 7'	07/10/2024 09:25	mg/kg	<0.30	<0.0094	1.6	1.2	0.069 J	<0.014	0.52	1.0	0.95	1.2	2.3	2.0	<0.025	<0.021	<0.022	<0.038	<0.014	<0.12	BDL	
216 S. College Ave 24-199	Trip Blank	07/10/2024 08:00	mg/kg	0.0088 J	<0.00017	<0.00038	<0.00026	<0.00019	<0.00025	0.035	<0.00024	<0.00031	0.0018 J	<0.0028	<0.00021	<0.00046	0.0027 J	0.0032 J	<0.00070	<0.00026	<0.0022	BDL	

Notes:
 Samples analyzed using EPA SW-846 Method 8260
mg/kg = milligrams per kilogram
VOCs = Volatile Organic Compounds
BDL - Below Detection Limits
¹ Risk-based Closure Guide (R2), Risk Screening Table, Table 1: Published Levels Table - 2024
² RPD = relative percent difference =ABS((X-Y)/((X+Y)/2)) --- if both values are below Reporting Limit, then the RPD is considered 0%

**Table 2
Soil Analytical Results
PAHs**

Project ID	Sample ID	Collected Date	Units	Acenaphthene	Acenaphthylene	Anthracene	Benzo(a)anthracene	Benzo(a)pyrene	Benzo(b)fluoranthene	Benzo(g,h,i)perylene	Benzo(k)fluoranthene	Chrysene	Dibenz(a,h)anthracene	Fluoranthene	Fluorene	Indeno(1,2,3-cd)pyrene	1-Methylnaphthalene	2-Methylnaphthalene	Naphthalene	Phenanthrene	Pyrene	
			CAS Number	83-32-9	208-96-8	120-12-7	56-55-3	50-32-8	205-99-2	191-24-2	207-08-9	218-01-9	53-70-3	206-44-0	86-73-7	193-39-5	90-12-0	91-57-6	91-20-3	85-01-8	129-00-0	
			R2 Residential Direct Contact Published Levels*	mg/kg	5000	---	30000	20	2	20	---	200	2000	2	3000	3000	20	300	300	30	---	3000
			R2 Commercial/Industrial Direct Contact Published Levels*	mg/kg	50000	---	100000	200	20	200	---	2000	20000	20	30000	30000	200	400	3000	90	---	20000
			R2 Excavation Direct Contact Published Levels*	mg/kg	100000	---	100000	10000	500	10000	---	100000	100000	1000	70000	70000	10000	400	7000	3000	---	50000
			RCG Soil Migration to GW Screening Level*	mg/kg	110	---	1200	2.1	4.7	60	---	590	1800	19	1800	110	200	1.2	3.7	0.079	---	260
216 S. College Ave 24-199	SP-6 (6-7')	07/10/2024 08:25	mg/kg	0.011	<0.0024	<0.0032	<0.0018	<0.0038	<0.0035	<0.0037	<0.0029	<0.0043	<0.0031	<0.0044	0.019	<0.0032	0.019	<0.0059	<0.0058	0.010	<0.0043	
216 S. College Ave 24-199	SP-7 (10-12')	07/10/2024 08:55	mg/kg	0.011	<0.0024	<0.0032	0.013	0.0085	0.0097	0.0046 J	<0.0029	0.032	<0.0031	0.023	0.036	<0.0032	0.50	0.83	<0.0058	0.079	0.025	
216 S. College Ave 24-199	SP-7 (10-12') DUP	07/10/2024 08:55	mg/kg	0.016	<0.0024	<0.0032	0.016	0.0094	0.012	0.0042 J	<0.0029	0.036	<0.0031	0.029	0.045	<0.0032	0.69	1.2	<0.0059	0.083	0.031	
216 S. College Ave 24-199	SP-7 (7-9')	07/10/2024 08:50	mg/kg	0.0082	0.0031 J	<0.0031	0.010	0.0059 J	0.0071	<0.0036	<0.0028	0.023	<0.0030	0.017	0.031	<0.0031	0.39	0.66	<0.0056	0.057	0.018	
216 S. College Ave 24-199	SP-8 (10-12')	07/10/2024 07:55	mg/kg	0.0055 J	0.0051 J	<0.0030	0.0088	0.0042 J	0.0046 J	<0.0036	<0.0028	0.017	<0.0030	0.012	0.014	<0.0031	0.19	0.26	0.11	0.024	0.013	
216 S. College Ave 24-199	SP-8 (7-10')	07/10/2024 07:50	mg/kg	<0.0024	<0.0023	<0.0030	<0.0017	<0.0036	<0.0033	<0.0036	<0.0028	0.0052 J	<0.0029	0.0046 J	<0.0024	<0.0031	0.12	0.23	0.17	0.0088	0.0044 J	
216 S. College Ave 24-199	SP-9 (10-12')	07/10/2024 08:15	mg/kg	<0.0023	<0.0021	<0.0029	0.0047 J	<0.0034	<0.0031	<0.0034	<0.0026	0.0087	<0.0028	0.0062	0.0074	<0.0029	0.15	0.28	<0.0052	0.011	0.0057 J	
216 S. College Ave 24-199	SP-9 (7-10')	07/10/2024 08:10	mg/kg	0.0046 J	<0.0023	<0.0031	0.0056 J	<0.0036	<0.0034	<0.0036	<0.0028	0.013	<0.0030	0.0099	0.012	<0.0031	0.20	0.32	<0.0056	0.016	0.0094	
216 S. College Ave 24-199	SP-10 (0-2')	07/10/2024 09:40	mg/kg	<0.0023	0.021	0.0083	0.045	0.058	0.094	0.044	<0.0026	0.055	0.014	0.062	0.0096	0.037	0.026	0.050	0.016	0.031	0.076	
216 S. College Ave 24-199	SP-10 (5-7')	07/10/2024 09:45	mg/kg	<0.0025	<0.0024	<0.0031	<0.0018	<0.0037	<0.0035	<0.0037	<0.0029	<0.0043	<0.0031	<0.0044	<0.0025	<0.0032	0.032	0.040	<0.0058	<0.0045	<0.0043	
216 S. College Ave 24-199	SP-11 (0-2')	07/10/2024 09:20	mg/kg	<0.011	<0.010	0.037	0.086	0.11	0.11	0.062	0.039	0.16	<0.013	0.22	0.040	0.055	0.038	0.035	0.12	0.27	0.27	
216 S. College Ave 24-199	SP-11 (2-4')	07/10/2024 09:20	mg/kg	<0.0024	<0.0022	<0.0030	<0.0017	<0.0035	<0.0033	<0.0035	<0.0027	<0.0041	<0.0029	<0.0041	<0.0023	<0.0030	<0.0024	<0.0056	<0.0055	<0.0043	<0.0041	
216 S. College Ave 24-199	SP-11 (5-7')	07/10/2024 09:25	mg/kg	<0.0025	<0.0023	<0.0031	<0.0018	<0.0037	<0.0034	<0.0037	<0.0029	<0.0043	<0.0030	<0.0043	<0.0024	<0.0032	<0.0025	<0.0058	<0.0057	<0.0045	<0.0043	

Notes:
 Samples analyzed using EPA SW-846 Method 8270 SIM
mg/kg = milligrams per kilogram
ppm - parts per million
PAHs - Polynuclear Aromatic Hydrocarbons
BDL - Below Detection Limits
 Blank cells = Not Analyzed
 --- No value given in the Remediation Closure Guide
¹ Risk-based Closure Guide (R2), Risk Screening Table, Table 1: Published Levels Table - 2024
² RPD = relative percent difference = ABS((X-Y)/((X+Y)/2)) --- if both values are below Reporting Limit, then the RPD is considered 0%

**Table 3
Groundwater Analytical Results
VOCs**

Project ID	Sample ID	Collected Date	Units	Benzene	2-Butanone (MEK)	n-Butylbenzene	sec-Butylbenzene	tert-Butylbenzene	Ethylbenzene	n-Hexane	Isopropylbenzene (Cumene)	p-Isopropyltoluene	1-Methylnaphthalene	2-Methylnaphthalene	Naphthalene	n-Propylbenzene	Toluene	1,2,4-Trimethylbenzene	1,3,5-Trimethylbenzene	Xylene (Total)	Other VOCs	
				CAS Number	71-43-2	78-93-3	104-51-8	135-98-8	98-06-6	100-41-4	110-54-3	98-82-8	99-87-6	90-12-0	91-57-6	91-20-3	103-65-1	108-88-3	95-63-6	108-67-8	1330-20-7	Varies
R2 Residential Groundwater Published Level ¹				ug/L	5	6000	1000	2000	700	700	2000	500	---	10	40	1	700	1000	60	60	10,000	Varies
216 S. College Ave 24-199	SP-7	07/10/2024 15:35	ug/L	228	<11.8	5.2	8.7	0.82 J	6.3	85.0	52.5	3.7 J	16.7	11.5	<0.88	48.2	14.0	0.84 J	1.4 J	28.8	BDL	
216 S. College Ave 24-199	SP-8	07/10/2024 16:20	ug/L	540	<11.8	5.7	6.1	0.48 J	26.3	142	25.0	4.4 J	23.0	27.2	8.8	35.0	14.7	22.9	11.7	59.9	BDL	
216 S. College Ave 24-199	SP-9	07/10/2024 15:48	ug/L	42.5	<11.8	2.2 J	4.7 J	0.49 J	1.5 J	28.3	15.1	0.72 J	14.4	9.7 J	<0.88	13.3	3.5 J	0.57 J	0.50 J	13.0	BDL	
216 S. College Ave 24-199	SP-10	07/10/2024 13:56	ug/L	241	40.4	3.0 J	3.5 J	0.57 J	13.3	106	14.8	2.3 J	9.2 J	11.0	2.7	12.5	9.7	7.1	4.3 J	23.0	BDL	
216 S. College Ave 24-199	SP-11	07/10/2024 14:49	ug/L	2.1 J	<11.8	2.4 J	2.4 J	0.44 J	22.4	25.2	11.5	2.3 J	5.5 J	7.1 J	<0.88	13.5	<1.3	10.6	3.4 J	6.5 J	BDL	
216 S. College Ave 24-199	SP-11 DUP	07/10/2024 14:49	ug/L	2.1 J	<11.8	2.4 J	2.6 J	0.49 J	25.2	25.2	12.2	2.4 J	5.0 J	7.0 J	<0.88	14.0	<1.3	12.0	3.6 J	7.3 J	BDL	
216 S. College Ave 24-199	EB-1	07/10/2024 16:45	ug/L	<0.37	<11.8	<0.35	<0.36	<0.33	<0.36	<0.50	<0.40	<0.32	<3.3	<3.2	<0.88	<0.35	<1.3	<0.41	<0.36	<1.3	BDL	
216 S. College Ave 24-199	Trip Blank	07/10/2024 08:00	ug/L	<0.37	<11.8	<0.35	<0.36	<0.33	<0.36	<0.50	<0.40	<0.32	<3.3	<3.2	<0.88	<0.35	<1.3	<0.41	<0.36	<1.3	BDL	
Field Duplicate RPD (SP-11 & Dup) ²			%	0.0%	0.0%	0.0%	8.0%	10.8%	11.8%	0.0%	5.9%	4.3%	9.5%	1.4%	0.0%	3.6%	0.0%	12.4%	5.7%	11.6%	--	

Notes:

Samples analyzed using EPA SW-846 Method 5030B/8260

ug/L = micrograms per liter

VOCs = Volatile Organic Compounds

BDL = Below Detection Limits

¹ Risk-based Closure Guide (R2), Risk Screening Table, Table 1: Published Levels Table - 2024

² RPD = relative percent difference = $ABS((X-Y)/((X+Y)/2))$ --- if both values are below Reporting Limit, then the RPD is considered 0%

**Table 4
Groundwater Analytical Results
PAHs**

Project ID	Sample ID	Collected Date	Units	Acenaphthene	Acenaphthylene	Anthracene	Benzo(a)anthracene	Benzo(a)pyrene	Benzo(b)fluoranthene	Benzo(g,h,i)perylene	Benzo(k)fluoranthene	Chrysene	Dibenz(a,h)anthracene	Fluoranthene	Fluorene	Indeno(1,2,3-cd)pyrene	1-Methylnaphthalene	2-Methylnaphthalene	Naphthalene	Phenanthrene	Pyrene
			CAS Number	83-32-9	208-96-8	120-12-7	56-55-3	50-32-8	205-99-2	191-24-2	207-08-9	218-01-9	53-70-3	206-44-0	86-73-7	193-39-5	90-12-0	91-57-6	91-20-3	85-01-8	129-00-0
R2 Residential Groundwater Published Level ¹			ug/L	500	---	2000	0.3	0.2	3	---	30	300	0.3	800	300	3	10	40	1	---	100
216 S. College Ave 24-199	SP-7	07/10/2024 15:35	ug/L	0.31 J	0.077 J	<0.080	<0.064	<0.069	<0.064	<0.090	<0.067	<0.060	<0.075	0.087 J	0.54 J	<0.057	20.2	14.1	<0.40	0.63 J	<0.098
216 S. College Ave 24-199	SP-8	07/10/2024 16:20	ug/L	0.46 J	0.30 J	0.13	0.36	<0.072	0.10 J	<0.094	<0.070	0.64	<0.078	0.25 J	0.52 J	<0.060	26.2	31.4	13.7	1.1	0.35 J
216 S. College Ave 24-199	SP-9	07/10/2024 15:48	ug/L	0.36 J	0.086 J	<0.081	<0.065	<0.070	<0.065	<0.091	<0.068	<0.061	<0.076	<0.074	0.28 J	<0.058	18.6	12.8	<0.41	0.24 J	<0.099
216 S. College Ave 24-199	SP-10	07/10/2024 13:56	ug/L	0.13 J	<0.072	<0.080	<0.064	<0.069	<0.064	<0.090	<0.067	<0.060	<0.075	<0.073	<0.095	<0.057	12.5	14.1	2.6	<0.10	<0.098
216 S. College Ave 24-199	SP-11	07/10/2024 14:49	ug/L	<0.092	<0.072	<0.080	<0.064	<0.069	<0.064	<0.089	<0.067	<0.060	<0.075	<0.073	<0.094	<0.057	6.2	9.4	<0.40	<0.10	<0.097
216 S. College Ave 24-199	SP-11 DUP	07/10/2024 14:49	ug/L	<0.097	<0.075	<0.083	<0.067	<0.072	<0.067	<0.094	<0.070	<0.063	<0.078	<0.076	<0.099	<0.060	5.9	8.8	<0.42	<0.11	<0.10
216 S. College Ave 24-199	EB-1	07/10/2024 16:45	ug/L	<0.097	<0.075	<0.083	<0.067	<0.072	<0.067	<0.094	<0.070	<0.063	<0.078	<0.076	<0.099	<0.060	<0.089	<0.10	<0.42	<0.11	<0.10
Field Duplicate RPD (SP-11 & Dup) ²			%	0.0%	0.0%	0.0%	0.0%	0.0%	0.0%	0.0%	0.0%	0.0%	0.0%	0.0%	0.0%	0.0%	5.0%	6.6%	0.0%	0.0%	0.0%

Notes:

Samples analyzed using EPA SW-846 Method 8270 SIM

ug/L -- micrograms per kilogram

PAHs - Polynuclear Aromatic Hydrocarbons

--- No value given in the Remediation Closure Guide

¹ Risk-based Closure Guide (R2), Risk Screening Table, Table 1: Published Levels Table - 2024

² RPD = relative percent difference = $ABS((X-Y)/(X+Y)/2)$ --- if both values are below Reporting Limit, then the RPD is considered 0%

Table 5 Groundwater Analytical Results Metals

Project ID	Sample ID	Collected Date	Units	Arsenic	Lead
			CAS Number	7440-38-2	7439-92-1
R2 Residential Groundwater Published Level ¹			ug/L	10	15
216 S. College Ave 24-199	SP-3R	07/10/2024 16:30	ug/L	7.3 J	10.6
216 S. College Ave 24-199	SP-3R FF	07/10/2024 16:30	ug/L	5.5 J	<2.0
216 S. College Ave 24-199	SP-7	07/10/2024 15:35	ug/L	23.3	30.1
216 S. College Ave 24-199	SP-7 FF	07/10/2024 15:35	ug/L	<4.3	<2.0
216 S. College Ave 24-199	SP-8	07/10/2024 16:20	ug/L	58.3	118
216 S. College Ave 24-199	SP-8 FF	07/10/2024 16:20	ug/L	6.2 J	<2.0
216 S. College Ave 24-199	SP-9	07/10/2024 15:48	ug/L	20.8	16.3
216 S. College Ave 24-199	SP-9 FF	07/10/2024 15:48	ug/L	<4.3	<2.0
216 S. College Ave 24-199	SP-10	07/10/2024 13:56	ug/L	101	240
216 S. College Ave 24-199	SP-10 FF	07/10/2024 13:56	ug/L	13.7	21.9
216 S. College Ave 24-199	SP-11	07/10/2024 14:49	ug/L	27.9	24.5
216 S. College Ave 24-199	SP-11 DUP	07/10/2024 14:49	ug/L	26.6	22.5
216 S. College Ave 24-199	SP-11 FF	07/10/2024 14:48	ug/L	11.8	6.1 J
216 S. College Ave 24-199	EB-1	07/10/2024 16:45	ug/L	<4.3	<2.0
Field Duplicate RPD (SP-11 & Dup) ²			%	4.8%	8.5%

Notes:

Samples analyzed using EPA Method 6010

ug/L -- micrograms per Liter

¹ Risk-based Closure Guide (R2), Risk Screening Table, Table 1: Published Levels Table - 2024

² RPD = relative percent difference = $\text{ABS}((X-Y)/((X+Y)/2))$ --- if both values are below Reporting Limit, then the RPD is

Appendix A

Sampling and Analysis Plan and Health and Safety Plan

Supplemental Phase II
Commercial Building
216 S College Avenue
Bloomington, IN



SAMPLING AND ANALYSIS PLAN SUPPLEMENTAL PHASE II ENVIRONMENTAL SITE ASSESSMENT

**Commercial Property
216 S. College Ave.
Bloomington, Indiana 47403
Cooperative Agreement # BF – 00E03051
BCA Project #24-199
May 13, 2024**

1.0 BACKGROUND AND PURPOSE

BCA Environmental Consultants, LLC (BCA) was requested by Andrea de la Rosa, City of Bloomington, Indiana to propose a sampling plan for the Supplemental Phase II Environmental Site Assessment (ESA) of the commercial property at 216 S. College Avenue (Subject Property) (**Figures 1 & 2**). The assessment would be performed for the City of Bloomington through a U.S. EPA Community-Wide Brownfield Assessment Grant (Cooperative Agreement No. BF-00E03051).

The Subject Property comprises of three (3) parcels of land identified by two (2) parcel numbers (# 53-05-33-310-240.000-005 and # 53-05-33-310-243.000-005) totaling approximately 1.7 acres of land that is situated in the City of Bloomington, Monroe County, Indiana (Figure 1). The property is located on the south side of West 4th Street, on the north side of West 3rd Street and on the west side of South College Avenue. The surrounding area is a mix of commercial and municipal properties. The B-Line multi-use trail runs along the western property boundary. The Subject Property is currently owned by the City of Bloomington Redevelopment Commission.

A Phase I Environmental Site Assessment (ESA) of the Subject Property was conducted for the City of Bloomington by BCA Environmental Consultants, LLC (BCA) and is dated May 29, 2019. The Phase I ESA was funded through an U.S. EPA Brownfield Assessment Grant to the City of Bloomington (Cooperative Agreement BF-00E02280). The Phase I ESA identified the following Recognized Environmental Conditions (RECs) and Vapor Encroachment Conditions (VECs) in connection with the Subject Property:

www.BCAconsultants.com

On-site:

- Two (2) former gas stations in the northeast quadrant of the Subject Site;
- A trench-drain with an apparent oil-water separator (or grease trap) located just outside the northwest corner of the onsite building;
- Historical rail spur and coal piles along the western border of the property (mostly beneath the current building).

Off-site:

- Former manufactured gas plant (MGP) across the B-Line trail to the west of the Subject Site;
- Former LUST site (currently the Wonderlab museum) diagonally to the northwest of the Subject Site;
- Possible TCE plume that was identified on the 304 Kirkwood property (the Foundry, located approximately 440 feet north-northwest) and may run south to approximately ½ block west of the Subject Site.

BCA conducted a Phase II ESA for the City of Bloomington dated July 3, 2019, in accordance with the approved SAP dated May 13, 2019. The Phase II ESA was funded through an U.S. EPA Brownfield Assessment Grant (#BF-00E02280) to the City of Bloomington. The following summarizes the conclusions of the Phase II ESA.

Groundwater at the Subject Site has been impacted by petroleum constituents, likely from historical on-site activities/source(s), specifically the former filling station(s). The groundwater probes, SP-4 and SP-5, located on the northeastern section of the Subject Site were most effected. It is unknown if any petroleum constituents have migrated off the Subject Site.

There does not appear to be a potential for vapor migration exposure for the Subject Site or within the surrounding area from the locations sampled. Groundwater was encountered in the temporary wells from 7.46 – 8.95 feet bgs and the samples that exceed the IDEM R2 Groundwater PLs are covered by an asphalt parking lot and at distance from occupied structures. However, the extent of impacts has not been delineated.

Soil arsenic and thallium are above their R2 Residential PLs. However, the averages for arsenic and thallium in the shallow soil and for all soil are below the PLs and are likely mostly due to background. Almost all of the Subject Site is either paved with asphalt/concrete or covered by a building, preventing direct contact and minimizing rainwater infiltration. There is some potential that some of the metals impacts are from urban fill.

Groundwater detections that include arsenic and lead above the R2 Groundwater PLs are likely due to sediment. However, the possibility cannot be completely ruled out that dissolved metal impacts were present.

Another Phase I Environmental Site Assessment (ESA) of a portion of the Subject Property was conducted for the City of Bloomington by BCA Environmental Consultants, LLC (BCA) and is dated May 31, 2023. The Phase I ESA was funded through an U.S. EPA Brownfield Assessment Grant (#BF-00E03051) to the City of Bloomington (Cooperative Agreement BF- 00E03051). The Phase I ESA identified the following Recognized Environmental Conditions (RECs) and Vapor Encroachment Conditions (VECs) in connection with parcel #53-05-33-310-243.000-005 of the Subject Property:

- The detection of elevated concentrations of petroleum related compounds in the soil and groundwater at the Subject Property during the Phase II ESA in 2019 is a REC and a VEC.
- The historical utilization of the Subject Property as a gasoline filling station that operated on the Subject Property with multiple gasoline tanks from the 1920s through at least the late 1950s with no documentation of proper closure is a REC and a VEC.
- The historical presence of a battery and ignition service station on the Subject Property in the late 1940s, with no information of the operations is a REC.

The purpose of this Supplemental Phase II ESA is to further characterize and delineate impacts to the soil and groundwater in the areas of concern within the Subject Property.

2.0 SCOPE OF WORK

The investigation procedures will follow BCA's approved City of Bloomington Quality Assurance Project Plan and Field Standard Operating Procedures (QAPP and Field SOPs) and those recommended by the IDEM 2022 Risk-Based Closure Guide (R2), regulations and industry-accepted practices. Investigation results will be compared to R2 Soil Direct Contact Published Levels (PLs) and Groundwater PLs from the R2 Table 1: 2024 IDEM OLQ Published Levels.

2.1 Supplemental Phase II Environmental Site Assessment

The potential environmental concerns identified in the Phase I ESAs are discussed above, as are the results of the previous 2019 Phase II ESA. Based on the results of the Phase II ESA, soil will be analyzed for VOCs and PAHs, and groundwater will be analyzed for VOCs, PAHs, arsenic, and lead.

2.1.1 Geophysical Survey

A limited geophysical survey will be conducted at the site in an attempt to identify the UST pits, product pipe runs, and any unknown and buried utilities. The survey will consist of ground penetrating radar (GPR) scans of the area around the proposed borings to identify any potential buried utility or other sub-surface anomaly. A utility tracer may be deployed to identify, locate, and mark product/vent/conduit lines. Any linear anomalies will be marked and mapped as possible utility locations.

2.1.2 Soil/Groundwater Boring Investigation

Soil borings and sample logs from the 2019 Phase II ESA indicate that groundwater has been encountered at depths ranging from 7 to 10 feet below ground surface (bgs). However, bedrock has been encountered at depths ranging from 8 to 19 feet bgs at the Subject Property.

A total of seven (7) soil and groundwater probes will be advanced at the Subject Property to further delineate soil and groundwater impacts.

The probes will be placed on the site approximately as indicated on the attached site map (**Figure 2**), with adjustments based on site conditions, utility locations, results of the GPR survey, and observations made by BCA personnel upon arrival at the site. The seven (7) soil and groundwater probes will be driven five (5) feet past first groundwater, 25 feet bgs, or refusal, whichever is shallower.

2.2 Field Methods

The approved Field Standard Operating Procedures for the project will be used for all tasks. The placement of probes will be determined by the geophysical survey or as

indicated in the attached site map (**Figure 2**).

The probes will be advanced by means of direct push probing. Probes will be cored continuously by utilizing four (4) or five (5)-foot long macro-core rods equipped with an acetate inner liner. Soil cores will be screened in the field with a PID equipped with a 10.6 eV lamp and logged in accordance with the Unified Soil Classification System (USCS). Field evidence of contamination (PID, olfactory or visible staining) will be noted. Soil samples will be selected for laboratory analysis based on the field screening results, position in the soil column, or other evidence of contamination. Soil samples for VOC analysis will be collected using EPA Method 5035A with Terra Core® samplers and 40 mL VOA bottles with distilled water and methanol preservative and will be frozen within 48 hours of collection. Soil samples will be collected from throughout the soil column and will be held for follow-up PAH and metal analysis pending initial results.

Locally, the groundwater flow is likely to the south or southeast toward Clear Creek. It is anticipated that the top of the groundwater surface will be encountered approximately 7 to 10 ft. bgs. If groundwater is not initially apparent, the probe will be allowed to sit overnight and will be rechecked to determine if groundwater has accumulated. Groundwater samples will be collected by use of temporary 1" PVC sampling points with five (5) feet of screen. Groundwater will be purged and sampled following the IDEM Micro-Purge (Low-Flow) Sampling Option (updated May 11, 2021) to the extent possible. Field parameters (Turbidity (optional), Temperature, Conductivity, Dissolved Oxygen, pH, and Oxidation Reduction Potential) will be monitored in each temporary sampling point during purging until parameters have stabilized. Micro-Purge sampling will be conducted with a non-contact stainless steel submersible bladder pump. If groundwater monitoring parameters do not stabilize, a sample will be collected regardless, and a note will be recorded in the field book. Filtered samples will be collected by passing the groundwater through an in-line 10-micron (um) cartridge filter.

If undissolved (free) petroleum product is encountered or suspected at any location, a dedicated disposable bailer will be utilized to collect groundwater samples in lieu of low-flow sampling.

All probe locations will be located by means of a survey grade (1-foot accuracy) GPS device.

Soil cuttings and purge water from groundwater sampling will be drummed and held on-site. Following laboratory testing, the drum(s) will be transported for disposal, if appropriate. Cost projections are based on disposal of two (2) 55-gallon drums.

2.3 Laboratory Methods

An analysis summary is provided in Table 1. The analytes and methods utilized for this project include:

VOCs = volatile organic compounds. Analysis by EPA Method 5035A/8260 (soil), EPA Method 5030B/8260 (groundwater).

PAHs = polynuclear aromatic hydrocarbons. Analysis by EPA Method 8270SIM.

2 Metals = arsenic and lead. Analysis by EPA Method 6010.

2.4 Quality Control

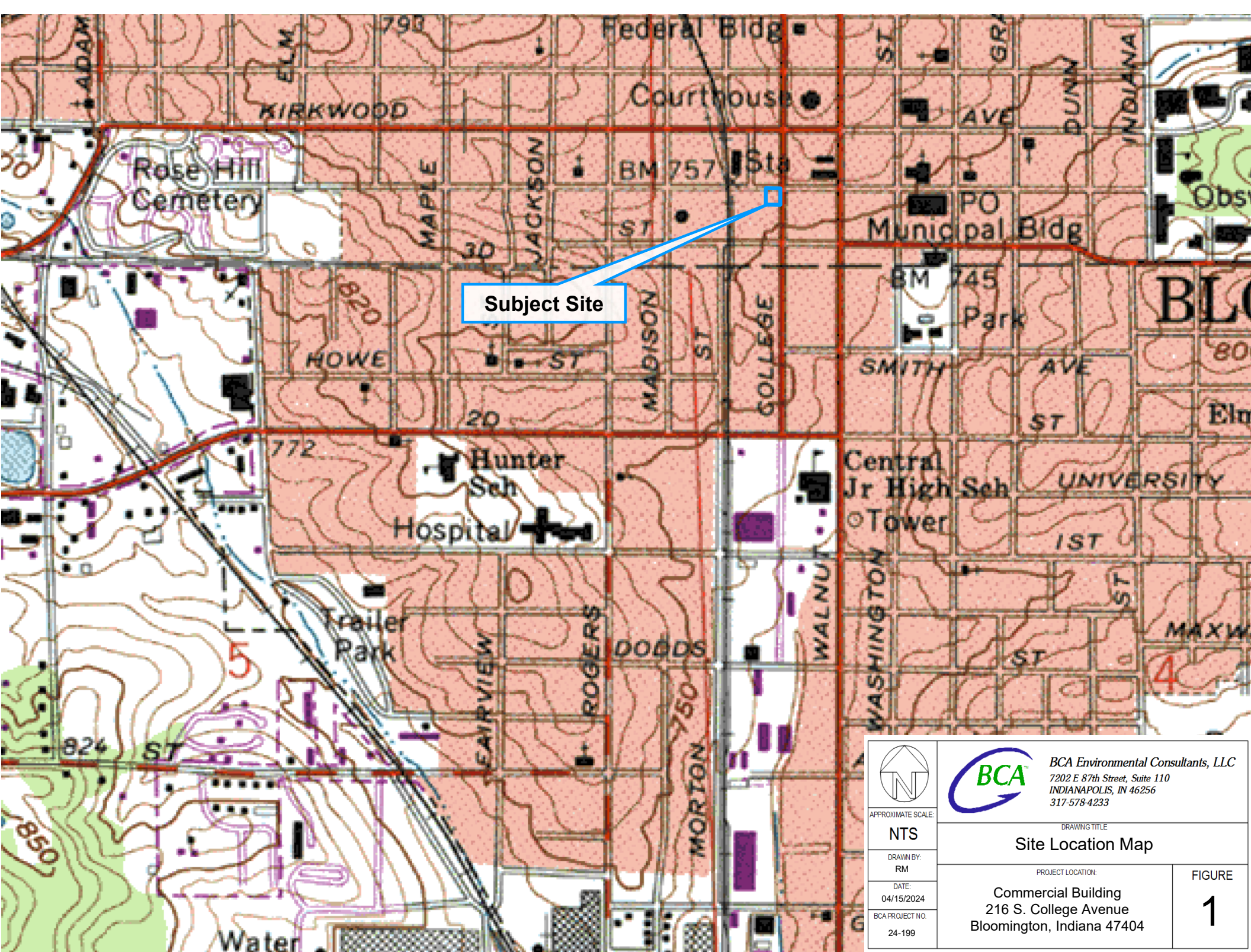
Quality control samples are collected and analyzed to assess the quality of the data resulting from the field sampling program. Quality control samples and laboratory reports will meet the requirements of the IDEM guidance. Equipment blanks will be collected for this project if groundwater samples are collected with non-disposable equipment and will include one (1) for each day of groundwater sampling. Two (2) trip blanks (one (1) for soil and one (1) for water) will be submitted for the project (VOCs only). Field duplicate samples of each matrix are collected at the rate of one (1) per 20 investigative samples for each analytical method. Matrix spikes and matrix spike duplicates (MS/MSD) are collected at a rate of one (1) per 20 investigative samples per sample matrix for each analytical method. The laboratory will include a DQO Level III report package for soil and groundwater samples.

2.5 Decontamination

Sampling equipment utilized at the site will be decontaminated using a non-phosphate detergent wash and distilled or deionized water rinse prior to and following the collection of each sample to reduce the potential for cross contamination. All other procedures used to decontaminate equipment will be documented. Wherever practical, disposable sampling equipment will be used to eliminate the need for decontamination.

2.6 Report

Observations and data generated by the field investigation will be summarized in a report for submittal to the Client. The report will contain a detailed explanation and documentation of sample locations and collection procedures. The analytical data will be summarized, and conclusions discussed to the extent possible. The need for additional investigation or remediation of the Subject Property will also be discussed, if appropriate.



Subject Site



BCA Environmental Consultants, LLC
 7202 E 87th Street, Suite 110
 INDIANAPOLIS, IN 46256
 317-578-4233

APPROXIMATE SCALE:

NTS

DRAWN BY:
RM

DATE:
04/15/2024

BCA PROJECT NO:
24-199

DRAWING TITLE

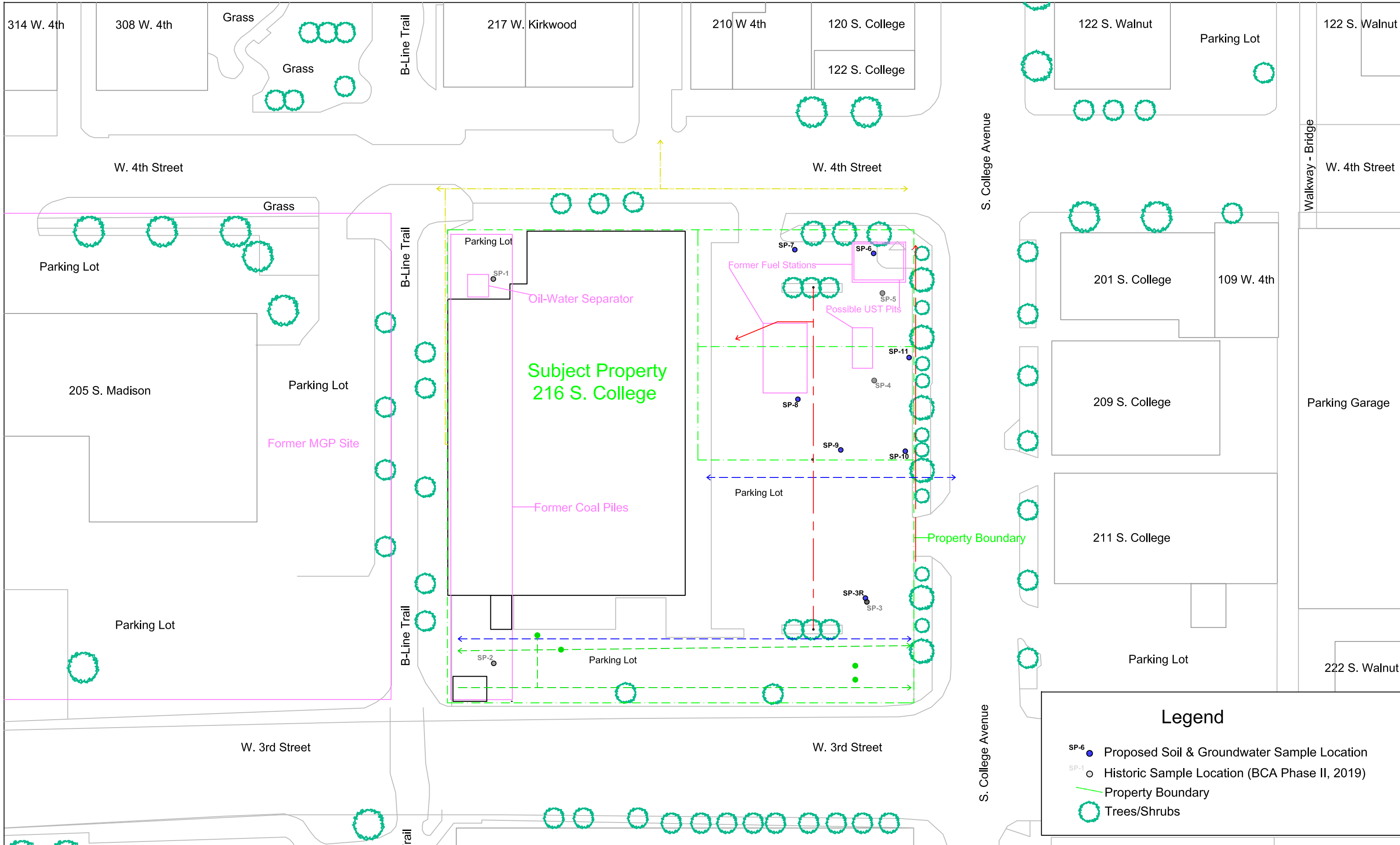
Site Location Map

PROJECT LOCATION:

Commercial Building
 216 S. College Avenue
 Bloomington, Indiana 47404

FIGURE

1



Legend

- SP-6 Proposed Soil & Groundwater Sample Location
- SP-1 Historic Sample Location (BCA Phase II, 2019)
- Property Boundary
- Trees/Shrubs



BCA Environmental Consultants, LLC
 7202 E. 87th Street, Suite 110
 Indianapolis, IN 46256
 317-578-4233

DATE: 04/25/2024
 SCALE: 1" = 50'

DRAWING TITLE
Site Map
 Proposed Sample Locations

PROJECT LOCATION:
 216 S. College Avenue
 Bloomington, Indiana

DRAWN BY:
 JT / RM
 BCA PROJECT NO.
 24-199

FIGURE
2

**TABLE 1
ANALYSIS SUMMARY -
Supp. Phase II ESA
216 S. College Ave.
Bloomington, IN 47404**

Sampling Type	No. of Samples	MS/MSD	Equip. Blank	Trip Blank	Duplicate	Total Samples	Analysis	Containers	Preservatives	Holding Times
Soil	9	1	0	1	1	12	VOCs 8260	3 pretared 40 ml glass vials w/ approx 5 gms soil in each from terre core sampler. 4th for moisture.	MeOH in 1. DI in 2 - freeze in 48 hrs	14 Days
	13	1	0	0	1	15	PAHs 8270	4-ounce Glass Jars	Cool to 6°C	14 Days to extract
Groundwater	6	1	1	1	1	10	VOCs 8260	3 - 40 ml Vials	HCl, Ice	14 Days
	6	1	1	0	1	9	PAHs - 8270/SIM	1 - 100 ml Amber Glass Jar	Ice	7 Days to extract
	7	1	1	0	1	10	2 Metals Unfiltered	1 - 250 ml Plastic	HNO3, Ice	180, Hg 28 days
	7	0	0	0	0	7	2 Metals Filtered	1 - 250 ml Plastic	HNO3, Ice	180, Hg 28 days

Supplemental Phase II - 216 S. College Ave. Bloomington, IN 47404 - #24-199

Groundwater: Sample #	Probe		PAHs	Unfiltered	Filtered
	Depth	VOCs		2 Metals As & Pb	2 Metals As & Pb
SP- 3R	25			1	1
SP- 6	25	1	1	1	1
SP- 7	25	1	1	1	1
SP- 8	25	1	1	1	1
SP- 9	25	1	1	1	1
SP- 10	25	1	1	1	1
SP- 11	25	1	1	1	1
Additional based on field screening					
Deeper soil					
Follow-up based on Analytical results					
Total Samples		6	6	7	7
QA/QC		4	3	3	0
Total lab		10	9	10	7

Soils:		Default Sample
VOCs	PAHs	Depth
1	1	0-2', 2-4', 4-6', Smear
1	1	0-2', 2-4', 4-6', Smear
1	1	0-2', 2-4', 4-6', Smear
1	1	0-2', 2-4', 4-6', Smear
1	1	0-2', 2-4', 4-6', Smear
1	1	0-2', 2-4', 4-6', Smear
3		
	7	
9	13	
3	2	
12	15	

QA/QC = Field Duplicate, MS/MSD, Equipment Blank, Trip Blank* (VOCs)

*1 Trip Blank per sample shipping container

SITE HEALTH AND SAFETY PLAN

Commercial Building, 216 S. College St., Bloomington, Indiana 47404

1.0 GENERAL PROJECT INFORMATION

Prime Contractor:	BCA Environmental Consultants, LLC
Client:	City of Bloomington
Subject Property Name:	Commercial Building
Site Address:	216 S. College, Bloomington, IN
Principal:	John Kilmer
Project Manager:	Jacob Teuschler
Date of Plan:	April 15, 2024

SITE DESCRIPTION

Type of Facility (describe):	Commercial Building
Active or Closed/Abandoned:	Active
Describe surface features (buildings, paved or unpaved, overhead/underground utilities):	3 parcels, 1.7 acres, w/ one (1) building, paved lot, overhead utilities
List any site access restrictions:	None
Surrounding neighborhood description:	Commercial / Municipal

SITE ACTIVITIES - The site activities covered by this HASP include those checked in the box below:

Site Activity	Soil Borings	Monitoring Well Installation	Soil / Purge Water Disposal	Soil and Groundwater Sampling	Soil Gas Sampling
Assessment					
Investigation	X		X	X	
Remediation					

EMERGENCY PHONE NUMBERS

POSITION	NAME	CONTACT
Safety Officer	Rod Manny	© (765) 413-4750
Field Technician	Lillian Routt	© (567) 825-8967
Industrial Services	To be determined	To be determined
Subcontractors: List all names of subcontractors to be used for site activities	To be determined	To be determined
Hospital Name	Monroe Hospital	
Hospital Address	4011 S. Monroe Medical Park Blvd	
Hospital Phone Number	(812) 825-0823	
Directions to nearest Hospital	See attached map	
Fire and Emergency	Call 911	
EPA Hotline:	1-800- 621-3191	

2.0 INTRODUCTION/SCOPE OF WORK

This plan provides health and safety guidelines for site investigation and remediation activities conducted by BCA Environmental Consultants, LLC (BCA) to protect on-site personnel, visitors and the public from physical harm and exposure to hazardous materials and/or wastes. The procedures and guidelines contained herein are based on the best available information at the time of the plan's preparation. Specific requirements may be revised if new information is received, or site conditions change. It is the responsibility of the field personnel to evaluate the site work conditions and if in doubt about safety or an operation, request assistance from the Site Safety Officer (SSO). Compliance with this plan is mandatory for all on-site BCA personnel and subcontractors.

Operations at the site may require additional tasks not identified in the preparation of this health and safety plan (HASP). Before performing any task not covered in this HASP a revision must be prepared and approved by the SSO.

2.1 Scope of Work

Scope of work for the investigation at the site includes:

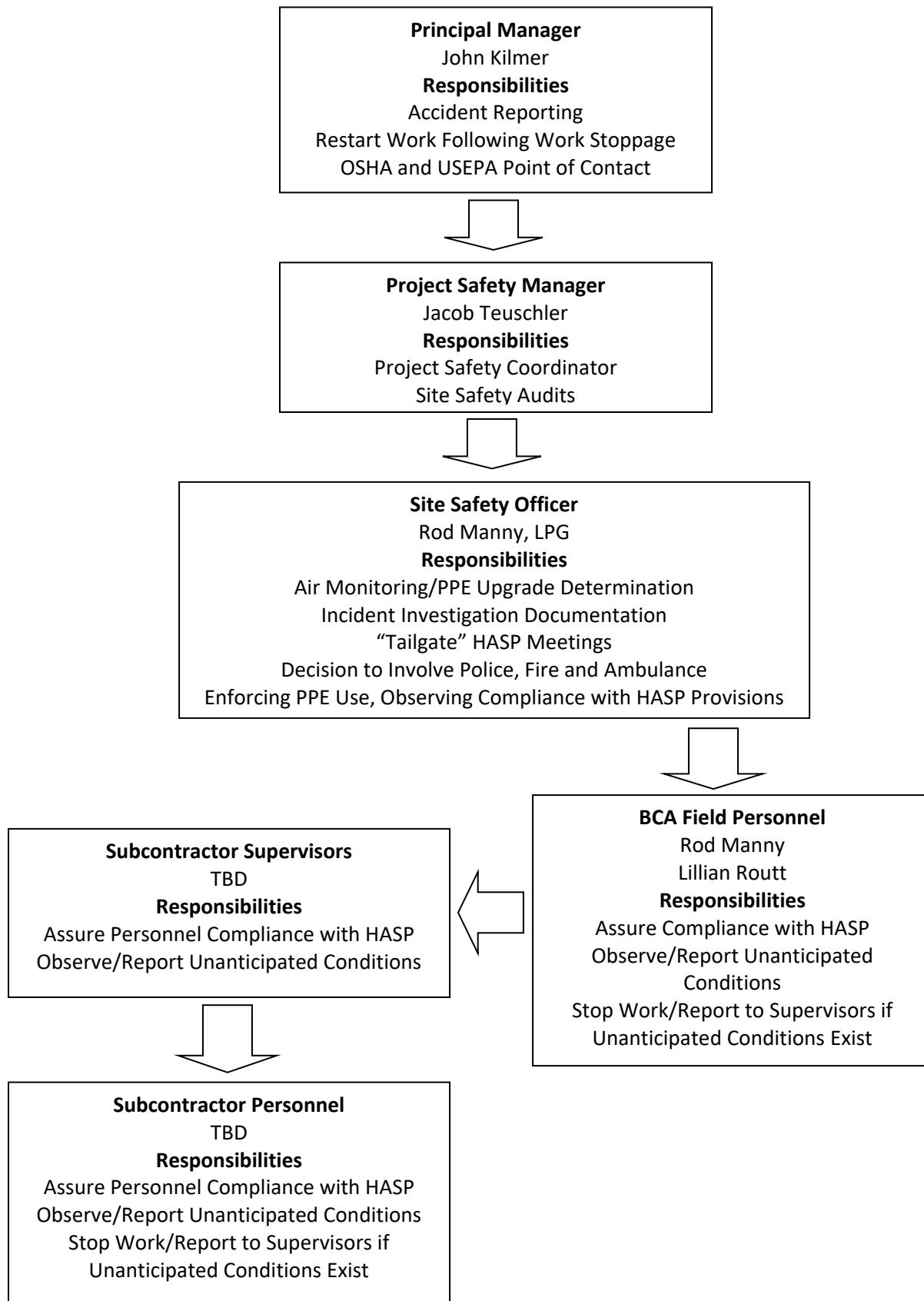
- Soil and groundwater sampling

3.0 PERSONNEL CONTACT INFORMATION AND PHONE NUMBERS

The BCA SSO will have the authority to alter work practices, stop work, and/or allocate resources to mitigate unsafe work practices. All personnel have the authority to stop any work practice that may endanger site personnel or the general public. Restarting work will be done in consultation with the SSO. The following personnel and subcontractor resources will be used on this site:

POSITION	NAME	CONTACT
Safety Officer	Rod Manny	© (765) 413-4750
Field Manager	Rod Manny	© (765) 413-4750
Excavation Services	NA	NA
Industrial Services	NA	NA
Subcontractors: List all names of subcontractors to be used for site activities	To be determined	To be determined

TABLE OF AUTHORITY



4.0 EMERGENCY INFORMATION/RESPONSE

The purpose of this section is to provide the on-site user with contact and location information to be used in case of an emergency response situation. In case of an emergency on-site, **CALL 911** first and **NOTIFY** the site operator (if available). Then contact the BCA project manager and Site Safety Officer for this site.

EMERGENCY PHONE NUMBERS

Hospital Name	Monroe Hospital
Hospital Address	4011 S. Monroe Medical Park Blvd
Hospital Phone Number	(812) 825-0823
Directions to nearest Hospital	See attached map
Fire and Emergency	Call 911
EPA Hotline:	1-800- 621-3191
National Response Center	1-800-424-8802
TSCA HOTLINE	1-800-424-9065
Poison Control Center	1-800-382-9097
CHEMTREC	1-800-424-9300
National Pesticide Center	1-800-858-7378

5.0 STANDARD EMERGENCY PROCEDURES

5.1 Hazard Communication

Any organization wishing to bring any hazardous material onto any BCA-controlled work site must first provide a copy of the item's Safety Data Sheet (SDS) to the Site Safety Officer for approval and filing (the Site Safety Officer will maintain copies of all SDSs on site). SDSs may not be available for locally obtained products, in which case some alternate form of product hazard documentation will be acceptable. All personnel shall be briefed on the hazards of any chemical product they use and shall be aware of and have access to all SDSs. All containers on site shall be properly labeled to indicate their contents. Labeling on any containers not intended for single-day, individual use shall contain additional information indicating potential health and safety hazards (flammability, reactivity, etc.).

The Hazard Communication standard (29 CFR 1910.1200) has been provided to employees, and a written copy is on file at BCA's office.

5.2 Confined Space Entry

There is no expectation that a confined space will be entered during this project.

6.0. PERSONNEL TRAINING RECORDS

All personnel working within the exclusion zone are required to have 40 hour HAZWOPPER training and be current with refresher training in accordance with 29 CFR 1910.120.

7.0 KNOWN OR ANTICIPATED HAZARDS

7.1 General Safety Rules

Housekeeping

During site activities, work areas will be continuously policed for identification of excess trash and unnecessary debris. Excess debris and trash will be collected and stored in an appropriate container (e.g., plastic trash bags, garbage can, roll-off bin) prior to disposal. At no time will debris or trash be intermingled with waste PPE or contaminated materials.

Smoking, Eating, or Drinking

Smoking, eating and drinking will not be permitted inside any controlled work area at any time. Field workers will first wash hands and face immediately after leaving controlled work areas (and always prior to eating or drinking). Consumption of alcoholic beverages is prohibited at any BCA-controlled site.

Personal Hygiene

The following personal hygiene requirements will be observed:

Water Supply: A water supply adhering to the following requirements will be utilized:

- An adequate supply of potable water will be available for field personnel consumption.
- Potable water can be provided in the form of water bottles, canteens, water coolers, or drinking fountains. Where drinking fountains are not available, individual-use cups will be provided as well as adequate disposal containers. Potable water containers will be properly identified in order to distinguish them from non-potable water sources.
- Non-potable water may be used for hand washing and cleaning activities. Non-potable water will not be used for drinking purposes. All containers of non-potable water will be marked with a label stating:

***Non-Potable Water
Not Intended for Drinking Water Consumption***

Toilet Facilities:

- A minimum of one toilet will be provided for every 20 personnel on site, with separate toilets maintained for each sex except where there are less than five (5) total personnel on site. For mobile crews where work activities and locations permit transportation to nearby toilet facilities on-site facilities are not required.

Washing Facilities:

- Employees will be provided washing facilities (e.g., buckets with water and Alconox) at each work location. The use of water and hand soap (or similar substance) will be required by all employees following exit from the Exclusion Zone, prior to breaks, and at the end of daily work activities.

Buddy System

All field personnel will use the buddy system when working within any controlled work area. Personnel belonging to another organization on site can serve as "buddies" for BCA personnel. Under no circumstances will any employee be present alone in a controlled work area.

7.2 Heat and Cold Stress

Heat and cold stress may vary based upon work activities, PPE/clothing selection, geographical locations, and weather conditions. To reduce the potential of developing heat/cold stress, be aware of the signs and symptoms of heat/cold stress and watch fellow employees for signs of heat/cold stress.

Heat stress can be a significant field site hazard, particularly for non-acclimated personnel operating in a hot, humid environment. Site personnel will be instructed in the identification of a heat stress victim, the first-aid treatment procedures for the victim and the prevention of heat stress casualties. Work-rest cycles will be determined, and the appropriate measures taken to prevent heat stress.

7.3 Responding to Heat-Related Illness

The guidance below will be used in identifying and treating heat-related illness.

Type of Heat-Related Illness	Description	First Aid
Mild Heat Strain	The mildest form of heat-related illness. Victims exhibit irritability, lethargy, and significant sweating. The victim may complain of headache or nausea. This is the initial stage of overheating, and prompt action at this point may prevent more severe heat-related illness from occurring.	<ul style="list-style-type: none"> • Provide the victim with a work break during which he/she may relax, remove any excess protective clothing, and drink cool fluids. • If an air-conditioned spot is available, this is an ideal break location. • Once the victim shows improvement, he/she may resume working; however, the work pace should be moderated to prevent recurrence of the symptoms.
Heat Exhaustion	Usually begins with muscular weakness and cramping, dizziness, staggering gait, and nausea. The victim will have pale, clammy moist skin and may perspire profusely. The pulse is weak and fast, and the victim may faint unless they lie down. The bowels may move involuntarily.	<ul style="list-style-type: none"> • Immediately remove the victim from the work area to a shady or cool area with good air circulation (avoid drafts or sudden chilling). • Remove all protective outerwear. • Call a physician. • Treat the victim for shock. (Make the victim lie down, raise his or her feet 6–12 inches, and keep him or her cool by loosening all clothing).
Heat Stroke	The most serious of heat illness, heat stroke represents the collapse of the body's cooling mechanisms. As a result, body temperature may rise to 104 degrees Fahrenheit or higher. As the victim progresses toward heat stroke, symptoms such as headache, dizziness, nausea can be noted, and the skin is observed to be dry, red, and hot. Sudden collapse and loss of consciousness follows quickly, and death is imminent if exposure continues. Heat stroke can occur suddenly	<ul style="list-style-type: none"> • Immediately evacuate the victim to a cool and shady area. • Remove all protective outerwear and as much personal clothing as decency permits. • Lay the victim on his or her back with the feet slightly elevated. • Apply cold wet towels or ice bags to the head, armpits, and thighs. • Sponge off the bare skin with cool water or rubbing alcohol, if available. • The main objective is to cool without chilling the victim. • Give no stimulants or hot drinks. • Since heat stroke is a severe medical condition requiring professional medical attention, emergency medical help should be summoned immediately to provide onsite treatment of the victim and proper transport to a medical facility.

8.0 PHYSICAL HAZARDS AND MITIGATION PROCEDURES

Safe work practices in compliance with OSHA standards and this document will be used at all times. The first aid kit and fire extinguisher are to be on site at all times. The following table lists the anticipated hazards and the associated safety rules for proper control.

Hazard Description	Potential Result	Control Measure
Tool Handling	Cuts, contusions, bruises	Wear gloves, steel-toed boots, and safety glasses
Vehicle Traffic	Impact, getting struck by vehicle	Set up safety cones around work area. Communicate activities with any onsite personnel. Wear reflective vest. Use truck or van as a shield if possible. Set up snow fence for each location where pedestrian walkways are affected and cover all openings or secure with snow fence during all breaks or overnight.
Heat/Cold	Heat stress/frostbite	Heat: Take frequent breaks and drink plenty of fluids. Watch for signs/symptoms of heat stress (fainting, dizziness, excessive sweating) Cold: Wear several layers of clothing, do not work in excessive cold, and take frequent breaks.
Slip, trip and fall	Bruising, sprained ankle/foot/knee	Be aware of surroundings and practice good housekeeping measures around the site area to minimize items that pose a trip hazard.
Splash	Exposure to contaminants in the groundwater – dermal and/or eye	Wear gloves and safety glasses during purging of well and sample collection.
Hazardous Energy Control	Personal injury, electrocution	Use lockout/tagout controls to ensure that hazardous energy sources (electrical) are controlled prior to valve removal activities, including electrical and water pressure. All underground utilities should be marked prior to intrusive activities. A site walk-through should identify all overhead power lines.
Heavy Equipment	Struck by	Keep aware of the location of heavy equipment at all times. If overhead activities are taking place (drilling, digging) hard hats will be used.
Fire and Explosion	Flammable vapors from petroleum may ignite	Monitor for the presence of flammable vapors with an explosimeter. Fire extinguishers should be available. Evacuate the area immediately, call 911 and evaluate the situation.
Noise/Hearing Protection	Active drilling and other processes may exceed noise exposure standard of 85 decibels	Wear appropriate hearing protection.
Biological Hazards	Poisonous vegetation and/or stinging/biting insects or animals	Keep aware of surroundings and if bite or sting takes place seek first aid and/or medical attention

9.0. CHEMICAL HAZARDS POTENTIALLY ON SITE

9.1 Waste Characterization

Potential hazards for each of the tasks presented below are assessed. As work items are being performed, continued monitoring and observation will be used to determine if conditions change. Site Safety Officer will be responsible for continued assessment, and work practice modification in the event that unsafe work practices are observed. The following site activities are anticipated:

- Soil and groundwater sampling; waste disposal

9.2 Hazard Evaluation

Chemicals of Concern: Identify all chemicals that are present or suspected to be present on site and the maximum concentrations detected in soil or water.

Chemical Name	TLV/PEL (8 hour TWA exposure limit for inhalation exposure in breathing zone)	Maximum Concentration in Soil (mg/kg or ppm)	Maximum Concentration in Water (mg/l or ppm)	Health Hazard/Comments
VOCs	Varies	TBD	TBD	Varies
SVOCs	Varies	TBD	TBD	Varies
PAHs	Varies	TBD	TBD	Varies
PCBs	Varies	TBD	TBD	Varies
Metals	Varies	TBD	TBD	Varies
Asbestos	0.1 fiber per cc of air as 8-hour TWA; excursion limit of 1.0 fiber per cc over 30-minute period.	N/A	N/A	Inhalation hazard

Is free product onsite?

Yes No Unsure

Will work tasks be performed inside buildings/enclosures?

Yes No Unsure

Is there evidence that contaminants present could cause vapor problems in structures?

Yes No Unsure Not Applicable

If Yes, is building mechanically ventilated?

Yes No Not Applicable

10.0 BIOLOGICAL HAZARDS AND MITIGATION PROCEDURES

Contact with animals, insects, and plants can cause injury and illness to personnel. Care must be taken to ensure that these types of injuries are avoided. Some examples of biological hazards include:

- Wild animals, such as snakes, raccoons, squirrels, and rats. These animals not only can bite and scratch, but can carry transmittable diseases (e.g., rabies). Avoid the animals whenever possible. If bitten, go to the nearest medical facility.

- Insects such as mosquitoes, ticks, bees, and wasps. Mosquitoes can potentially carry and transmit the West Nile Virus or Eastern Equine Encephalitis (EEE). Ticks can transmit Lyme disease or Rocky Mountain Spotted Fever. Bees and wasps can sting by injecting venom, which causes some individuals to experience anaphylactic shock (an extreme allergic reaction). Whenever you will enter areas that provide a habitat for insects (e.g., grass areas, woods), wear light-colored clothing, long pants and shirt, and spray exposed skin areas with a DEET-containing repellent. Keep away from high grass wherever possible. Keep your eyes and ears open for bee and wasp nests. If bitten by insects, see a doctor if there is any question of an allergic reaction.

- Plants such as poison ivy and poison oak can cause severe rashes on exposed skin. Be careful where you walk, wear long pants, and minimize touching exposed skin with your hands after walking through thickly vegetated areas until after you have thoroughly washed your hands with soap and water.

11.0 ADDITIONAL HAZARDS

The following daily log should be filled out whenever an unexpected hazard is encountered. Include injuries, PPE used, or work stoppages caused by unsafe conditions.

Hazard Observed	Date	Observed by (Print Name)	Mitigation Taken/PPE Used

12.0 LIST OF FIELD ACTIVITIES

The following is a list of field activities anticipated for this project:

- The first field activity in this investigation will be utility location. Because this is not an invasive activity, this Site Health and Safety Plan will not be applied to the utility locating contractor.
- Pre-marking boring locations will be performed by BCA. This is also not an invasive activity and no hazards are anticipated.
- Drilling soil borings. This activity will be performed by a subcontractor who will drill soil borings for sampling the soil and groundwater. These personnel will be subject to the provisions of this Health and Safety Plan.

13.0 SITE DESCRIPTION

Type of Facility (describe):	Commercial
Active or Closed/Abandoned:	Active
Describe Surface Features (buildings, paved or unpaved, overhead/underground utilities):	3 parcels, 1.7 acres, w/ one (1) building, paved lot, overhead utilities
List Any Site Access Restrictions:	None
Surrounding Neighborhood Description:	Commercial / Municipal

14.0 PERSONNEL PROTECTIVE GEAR/ENGINEERING CONTROLS

14.1 Personnel Protective Gear

Level D:

Sampling can be performed using modified Level D protection. The following items are needed for modified Level D.

- Hard hat (for overhead hazard activities)
- Steel-toe work boots
- Coveralls and/or long pants with short sleeved shirts (at a minimum)
- Eye protection when a splash hazard exists
- Hearing protection during active drilling or other loud operations
- Nitrile gloves for sampling and/or contact with soil and groundwater.

Modifications:

Modifications to this level of protection will be made if site conditions and/or contamination levels warrant an upgrade in protection level.

Level C:

If site conditions warrant, an upgrade to Level C will be made if air monitoring equipment indicates respiratory protection is required. Air-purifying respirators with organic vapor cartridges will be used in this situation. The SDS for that substance shall be consulted to determine the appropriate personal protective equipment (i.e. chemical resistant coveralls/gloves, chemical goggles, respiratory protection).

Surveillance Equipment and Materials:

Photoionization Detector

Work Limitations (Time of Day, etc.):

All sampling operations will be conducted during daylight hours. No smoking or eating during soil handling procedures.

14.1.1 PPE Donning and Doffing Information

The following information is to provide field personnel with helpful hints that, when applied, make donning and doffing of PPE a safer and more manageable task:

- Never cut disposable booties from your feet with basic utility knives. This has resulted in workers cutting through the bootie and the underlying sturdy leather work boot, resulting in significant cuts to the legs/ankles. Recommend using a pair of scissors or a package/letter opener (cut above and parallel with the work boot) to start a cut in the edge of the bootie, then proceed by manually tearing the material down to the sole of the bootie for easy removal.
- When applying duct tape to PPE interfaces (wrist, lower leg, around respirator, etc.) and zippers, leave approximately one inch at the end of the tape to fold over onto itself. This will make it much easier to remove the tape by providing a small handle to grab while still wearing gloves. Without this fold, trying to pull up the tape end with multiple gloves on may be difficult and result in premature tearing of the PPE.

- Have a “buddy” check your ensemble to ensure proper donning before entering controlled work areas. Without mirrors, the most obvious discrepancies can go unnoticed and may result in a potential exposure situation.
- Never perform personal decontamination with a pressure washer.

14.2 Medical Surveillance Requirements

All personnel must have completed the appropriate medical monitoring requirements as specified in 29 CFR 1910.120. Documentation of medical monitoring is the responsibility of each employer.

14.3 Engineering Control

The engineering control to prevent pedestrian/general population from exposure to hazards at the work site is Site Control.

14.3.1 Site Control Measures

Site controls establish the hazardous area perimeter and prevent access or exposure by unauthorized personnel or the public. The site map is attached to the Field Instructions and is incorporated as part of the HASP. The “buddy system” is to be used throughout those site operations that require it.

Site Entry Procedures: Notify property owner before mobilizing to the site.

An exclusion zone, contamination reduction zone and support zone will be identified for each site activity.

14.3.2 Emergency First Aid Procedures

If eye irritation, nausea, vomiting, dizziness, unusual odors or any other unusual mental or physical sensations are noticed, seek medical assistance.

Inhalation: Move person to fresh air, seek medical assistance.

Ingestion: Do not induce vomiting, seek medical attention.

Eyes: Flush with copious amounts of water.

Skin: Wash with soap and water.

15.0 AIR MONITORING REQUIREMENTS

Where VOC's are present, all soil samples will be field screened for volatile organics using a photo-ionization detector (PID). During soil sample collection, it is expected that headspace gasses will be below the action level. However, during the course of soil sampling, if headspace gasses exceed 100 ppm, breathing zone monitoring will be conducted. If volatile gasses are detected in the breathing zone, the work activities will stop and breathing zone gasses will be monitored using the PID or one of the other detectors outlined below. Further work may be conducted after elimination of all ignition sources, increasing the monitoring frequency, or elevate the level of PPE.

Instrumentation Available for Higher Level Air Monitoring:

INSTRUMENT	MANUFACTURER/MODEL *	SUBSTANCES DETECTED
Photo Ionization Detector (PID)	RAE Systems mini-RAE (10.6 eV Lamp)	Petroleum Hydrocarbons Organic Solvents
Flame Ionization Detector (FID)	NA	Petroleum Hydrocarbons Organic Solvents
Combustible Gas Indicator (CGI) May Be Combined with Individual or Multi-gas Detectors.	NA	Explosivity
Individual Gas Detectors	NA	Oxygen (O ₂) Carbon Monoxide (CO) Hydrogen Sulfide (H ₂ S) Cyanide Gases (CN-)
Particulate Monitor	NA	Aerosols, mist, dust, and fumes
Colorimetric Detector Tubes	Sensidyne, Draeger	Benzene 0.5–10 ppm

16.0 DECONTAMINATION PROCEDURES

Decontamination Procedures:

Contamination may result from walking through contaminated soils or liquids, splashing liquids during sampling, or use of or contact with contaminated equipment.

Decontamination procedures for the following tasks will be observed onsite:

- **Sampling:** The submersible bladder pump is to be scrubbed with an Alconox wash and rinsed with water prior to sampling, and between each well.
- **PPE:** All contaminated, disposable clothing will be properly bagged for disposal and left onsite for proper disposal. The PPE may be added to the soil drums for disposal.

17.0 WASTE STORAGE/DISPOSAL

Investigation-derived Material Disposal:

The purge and decontamination water, and disposable protective gear are to be placed in 55 - gallon drums, labeled and stored on site pending the receipt of the laboratory analysis. Free product and contaminated water must remain on-site until the proper disposal method is determined.

The drums of investigative waste will be hauled by a contractor who will be subject to the provisions of this site health and safety plan. Waste disposal will be performed in a manor appropriate to the waste characteristic identified by waste profiling.

17.1 Spill Containment Program

No anticipated spills or releases of hazardous chemicals are associated with this project. Any spills will be contained and drummed for proper disposal.


18.0 DOCUMENTS EXPECTED TO BE COMPLETED

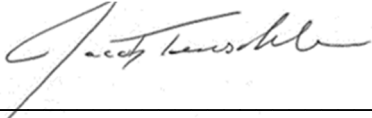
The Site Safety Officer will maintain a master Site Health and Safety Plan which will be updated with the Daily Log (Section 11.0) and daily sign in sheets. In the event that site conditions warrant updating this Site Health and Safety Plan, updated sections will be appended to this plan. The master Site Health and Safety Plan will be archived in the project file at the offices of BCA for ten years following the end of the project.


Other documents which will be maintained include field books, boring logs, groundwater sampling sheets, contractor provided SDSs, and correspondence.

19.0 APPROVALS

I, the undersigned, attest that I am familiar with the contents of this Health and Safety Plan and do agree to administrate the procedures described herein.

Plan Prepared by:  Date: 04/15/2024

Plan Approved by:  Date: 04/15/2024

Health and Safety Officer:  Date: 04/15/2024

20.0 EMPLOYEE ACKNOWLEDGMENT

The designated BCA employee shall be responsible for informing all individuals entering the exclusion zone of the contents of this plan, and ensuring each person signs the employee acknowledgment form. By signing this form, individuals are recognizing the hazards present on site and the policies and procedures required to minimize exposure or adverse effects of these hazards.

I have read the site health and safety plan and have been briefed and fully understand all of the following aspects of the project:

Hazards associated with the project:

1. Personal protective equipment
2. Emergency procedures/contacts
3. Project team-member responsibilities; and,
4. Work zones and decontamination procedures.

I have undergone medical monitoring and have been respirator fit-tested in the last year.

Form must be signed each day on site.

Signature: _____ Date: _____

Signature: _____ Date: _____

Signature: _____ Date: _____

Signature: _____ Date: _____

Signature: _____ Date: _____

Signature: _____ Date: _____

Signature: _____ Date: _____

Signature: _____ Date: _____

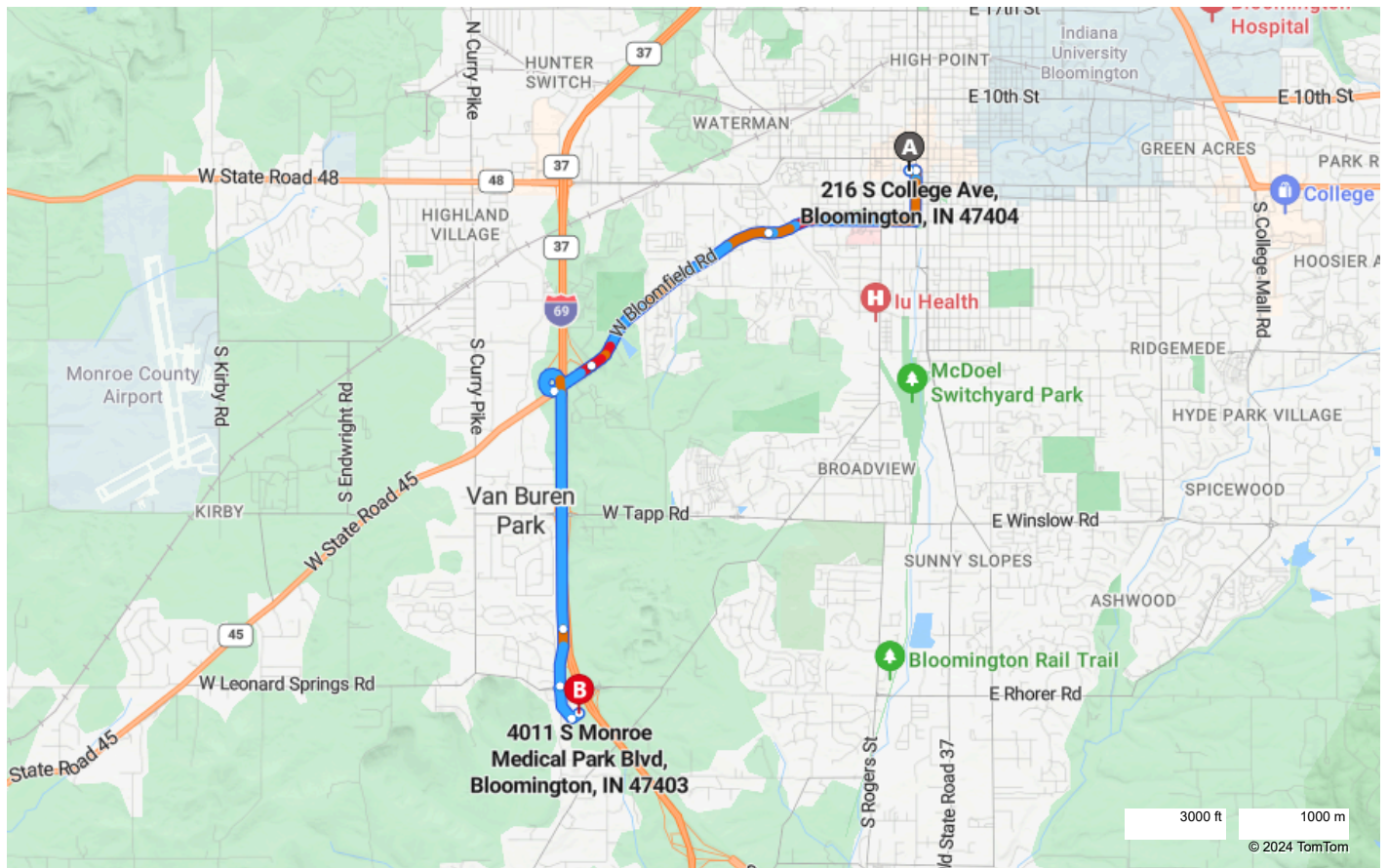
Signature: _____ Date: _____

Signature: _____ Date: _____

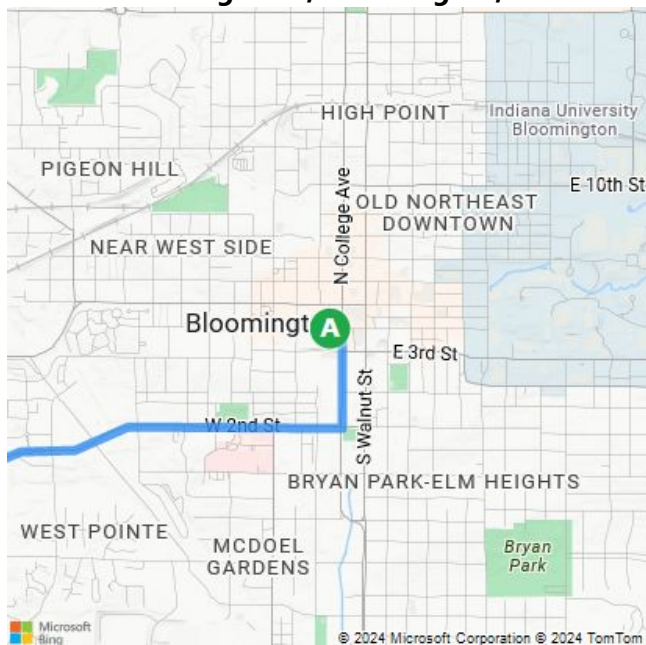
Signature: _____ Date: _____

Signature: _____ Date: _____

Signature: _____ Date: _____



A 216 S College Ave, Bloomington, IN 47404



B 4011 S Monroe Medical Park Blvd, Bloomi...



These directions are subject to the Microsoft® Service Agreement and are for informational purposes only. No guarantee is made regarding their completeness or accuracy. Construction projects, traffic, or other events may cause actual conditions to differ from these results. Map and traffic data © 2024 TomTom.

A 216 S College Ave, Bloomington, IN 47404

12 min , 5.1 miles

B 4011 S Monroe Medical Park Blvd, Bloomington, IN 47403

Light traffic

Via W Bloomfield Rd, I-69 S



A 216 S College Ave, Bloomington, IN 47404

↑	1.	Head east on W 4th St toward S College Ave	203 ft
↘	2.	Turn right onto S College Ave	0.3 mi
↘	3.	Turn right onto W 2nd St	0.9 mi
↑	4.	Keep straight to get onto W Bloomfield Rd	1.3 mi
↑	5.	Continue on W State Road 45	0.3 mi
	6.	Take the ramp on the right for I-69 South / IN-37 South and head toward Evansville	1.7 mi
↘	7.	At Exit 115 , head on the ramp right and follow signs for Fullerton Pike	0.3 mi
↻	8.	At the roundabout, take the 2nd exit for S Monroe Medical Park Blvd	0.2 mi
↶	9.	Turn left	272 ft
	10.	Arrive at destination The last intersection before your destination is S Monroe Medical Park Blvd	

B 4011 S Monroe Medical Park Blvd, Bloomington, IN 47403

Appendix B

Soil Boring Logs

Supplemental Phase II
Commercial Building
216 S College Avenue
Bloomington, IN



BCA Environmental Consultants, LLC
 7202 E 87th Street, Suite 110
 Indianapolis, IN 46256

BORING LOG

Borehole ID: SP-3R

Sheet 1 of 1

Location 216 South College Ave.
 Bloomington, IN 47404

Project Name 216 S. College Ave.		Project Number 24199		Site Address 216 South College Ave. Bloomington, IN 47404	
Drilling Company Seratech		Driller Neal		Ground Elevation	
Drilling Equip Geoprobe 6712DT		Drilling Method Direct Push		Borehole Dia 2.5"	
Type of Sampling Device 5' Acetate Sleeve		Date Drilling Started/Completed 7/10/2024		Total Drilled Depth 10.5'	
Water Level (bgs) Not recorded		Logged By: R. Hallstein		Checked by/Date R. Manny / 08/30/2024	

Location Description
 Easting 540160.949 Northing 4335176.582

Depth	Interval	Description	Sample Recovery	PID ppm	Remarks
0		Asphalt & Gravel (GW)		0.0	
		Brown clay, stiff (CL)	80%	0.0	
5		No Recovery			
		Brown clay, stiff (CL)	100%	0.0	
10		Tan sandy clay, wet (CL)	100%	0.0	VOC's Sampled @ 10-10.5'
		Refusal at 10.5' Installed 1" pvc temporary well w/ 5' slotted screen. Collected GW sample. Removed temporary casing and backfilled w/ bentonite.			
15					
20					
25					



BCA Environmental Consultants, LLC
 7202 E 87th Street, Suite 110
 Indianapolis, IN 46256

BORING LOG

Borehole ID: SP-6

Sheet 1 of 1

Location 216 South College Ave.
 Bloomington, IN 47404

Project Name 216 S. College Ave.		Project Number 24199		Site Address 216 South College Ave. Bloomington, IN 47404	
Drilling Company Seratech		Driller Neal		Ground Elevation	
Drilling Equip Geoprobe 6712DT		Drilling Method Direct Push		Borehole Dia 2.5"	
Type of Sampling Device 5' Acetate Sleeve				Date Drilling Started/Completed 7/10/2024 7/10/2024	
				Water Level (bgs) Dry	
				Logged By: R. Hallstein	
				Checked by/Date R. Manny / 08/30/2024	

Location Description
 Easting 540160.843 Northing 4335242.045

Depth	Interval	Description	Sample Recovery	PID ppm	Remarks
0		Asphalt			
		Brown sand, fine-med (SW), CAC, brick fill		0.0	
		Brown clay, stiff (CL)			
		Brown clayey sand w/ gravel (SC)	60%	1.8	
		No Recovery			
5		Brown clayey sand w/ gravel (SC)		0.0	
		Brown clay, stiff (CL)		0.0	
		No Recovery	40%		
10		Brown clay (CL), black staining near bottom		22.0 108.0 158.0	
		Refusal at 11'	100%		VOCs sampled @ 11'
		Installed 1" pvc temporary well w/ 5' slotted screen. Removed temporary casing and backfilled w/ bentonite.			
15					
20					
25					



BCA Environmental Consultants, LLC
 7202 E 87th Street, Suite 110
 Indianapolis, IN 46256

BORING LOG

Borehole ID: SP-7

Sheet 1 of 1

Location 216 South College Ave.
 Bloomington, IN 47404

Project Name 216 S. College Ave.		Project Number 24199		Site Address 216 South College Ave. Bloomington, IN 47404	
Drilling Company Seratech		Driller Neal		Ground Elevation	
Drilling Equip Geoprobe 6712DT		Drilling Method Direct Push		Date Drilling Started/Completed 7/10/2024 7/10/2024	
Type of Sampling Device 5' Acetate Sleeve		Borehole Dia 2.5"		Water Level (bgs) 9.18'	
		Logged By: R. Hallstein		Checked by/Date R. Manny / 08/30/2024	

Location Description
 Easting 540145.78 Northing 4335232.602

Depth	Interval	Description	Sample Recovery	PID ppm	Remarks
0		Asphalt			
		Gray sandy clay (CL)		0.0	
		Brown clay (CL)	80%	0.0	
		No Recovery		0.0	
5		Brown clay, stiff (CL)	90%	120.0 386.0 Alarm	VOC's + DUP Sampled @ 7'
		No Recovery		289.0 66.0	
10		Gray clay, soft (CL)	80%	0.0	4oz DUP @ 10-12'
		Fine sand (SP) w/ gravel, wet		0.0	
		Brown clay, soft (CL)		0.0	
		No Recovery		0.0	
15		Brown clay (CL)	95%	0.0	
		Fine silty sand (SM) w/ gravel, wet		0.0	
20		Refusal at 18.5			
		Installed 1" pvc temporary well w/ 5' slotted screen. Collected GW sample. Removed temporary casing and backfilled w/ bentonite.			
25					



BCA Environmental Consultants, LLC
 7202 E 87th Street, Suite 110
 Indianapolis, IN 46256

BORING LOG

Borehole ID: SP-8

Sheet 1 of 1

Location 216 South College Ave.
 Bloomington, IN 47404

Project Name 216 S. College Ave.		Project Number 24199		Site Address 216 South College Ave. Bloomington, IN 47404	
Drilling Company Seratech		Driller Neal		Ground Elevation	
Drilling Equip Geoprobe 6712DT		Drilling Method Direct Push		Borehole Dia 2.5"	
Type of Sampling Device 5' Acetate Sleeve		Date Drilling Started/Completed 7/10/2024		Total Drilled Depth 12.5'	
		Water Level (bgs) Not recorded			
		Logged By: R. Hallstein		Checked by/Date R. Manny / 08/30/2024	

Location Description
 Easting 540147.508 Northing 4335213.827

Depth	Interval	Description	Sample Recovery	PID ppm	Remarks
0		Asphalt		0.0	
		Gray clay, stiff, petro odor (CL)	85%	0.0 0.0 26.0	
5		No Recovery			
		Brown clay, stiff petro odor (CL)	99%	28.0 309.0 28.0 28.0 28.0 40.0 107.0	VOCs sampled @ 6'
10		Brown clay, stiff, at bottom tan sand, fine, wet (SP)	99%	24.0 10.0	VOCs sampled @ 12'
15		Refusal at 12.5' Installed 1" pvc temporary well w/ 5' slotted screen. Collected GW sample. Removed temporary casing and backfilled w/ bentonite.			
20					
25					



BCA Environmental Consultants, LLC
 7202 E 87th Street, Suite 110
 Indianapolis, IN 46256

BORING LOG

Borehole ID: SP-9

Sheet 1 of 1

Location 216 South College Ave.
 Bloomington, IN 47404

Project Name 216 S. College Ave.		Project Number 24199		Site Address 216 South College Ave. Bloomington, IN 47404	
Drilling Company Seratech		Driller Neal		Ground Elevation	
Drilling Equip Geoprobe 6712DT		Drilling Method Direct Push		Borehole Dia 2.5"	
Type of Sampling Device 5' Acetate Sleeve				Date Drilling Started/Completed 7/10/2024 7/10/2024	
				Water Level (bgs) 11'	
		Logged By: R. Hallstein		Checked by/Date R. Manny / 08/30/2024	

Location Description
 Easting 540153.005 Northing 4335207.439

Depth	Interval	Description	Sample Recovery	PID ppm	Remarks
0		Asphalt & gravel		0.0	
		Brown clay, med-stiff (CL)	80%	0.0	
		No Recovery		0.0	
5		Brown clay, stiff (CL) w/ gravel	100%	7.0	
				7.0	
				121.0	
10		Brown clay, stiff (CL)	100%	151.0	VOCs sampled @ 10.5' Jars collected
		Fine tan sand (SP), wet		170.0	
				107.0	
		Refusal at 13'		60.0	
15		Installed 1" pvc temporary well w/ 5' slotted screen. Collected GW sample. Removed temporary casing and backfilled w/ bentonite.			
20					
25					



BCA Environmental Consultants, LLC
7202 E 87th Street, Suite 110
Indianapolis, IN 46256

BORING LOG

Borehole ID: SP-10

Sheet 1 of 1

Location 216 South College Ave.
Bloomington, IN 47404

Project Name 216 S. College Ave.		Project Number 24199		Site Address 216 South College Ave. Bloomington, IN 47404	
Drilling Company Seratech		Driller Neal		Ground Elevation	
Drilling Equip Geoprobe 6712DT		Drilling Method Direct Push		Date Drilling Started/Completed 7/10/2024 / 7/10/2024	
Type of Sampling Device 5' Acetate Sleeve		Borehole Dia 2.5"		Water Level (bgs) 7.24'	
Logged By: R. Hallstein				Checked by/Date R. Manny / 08/30/2024	

Location Description
Easting 540164.871 Northing 4335205.841

Depth	Interval	Description	Sample Recovery	PID ppm	Remarks
0		Asphalt and gravel fill (GW)		0.0	PAHs & Metals sampled @ 0-2'
		Brown sandy clay (CL)	90%	0.0	
		Gray/green clay, stiff (CL)			
5		No Recovery		1.2 40.0	PAHs & Metals sampled @ 5-7'
		Brown clay (CL), w/ gray staining, petro odor at 6'	70%	500.0 22.0	
		No Recovery			
10		Brown clay, stiff (CL)	95%	900.0 226.0	VOCs sampled @ 11'
		Brown clay, soft (CL), wet			
15		Brown sandy clay, soft (CL), wet	60%	<5.0	Applied HCl, strong effervescence
		Weathered limestone			
		Refusal at 18'		<5.0	
20		Installed 1" pvc temporary well w/ 5' slotted screen. Collected GW sample. Removed temporary casing and backfilled w/ bentonite.			
25					



BCA Environmental Consultants, LLC
 7202 E 87th Street, Suite 110
 Indianapolis, IN 46256

BORING LOG

Borehole ID: SP-11

Sheet 1 of 1

Location 216 South College Ave.
 Bloomington, IN 47404

Project Name 216 S. College Ave.		Project Number 24199		Site Address 216 South College Ave. Bloomington, IN 47404	
Drilling Company Seratech		Driller Neal		Ground Elevation	
Drilling Equip Geoprobe 6712DT		Drilling Method Direct Push		Borehole Dia 2.5"	
Type of Sampling Device 5' Acetate Sleeve				Date Drilling Started/Completed 7/10/2024 7/10/2024	
				Water Level (bgs) 7.91'	
		Logged By: R. Hallstein		Checked by/Date R. Manny / 08/30/2024	

Location Description
 Easting 540164.562 Northing 4335221.45

Depth	Interval	Description	Sample Recovery	PID ppm	Remarks	
0		Asphalt				
		Brown sandy clay (CL) w/ gravel and brick		0.0	MS/MSD sampled @ 0-2'	
		Brown clay, stiff (CL)	60%	0.0		
		No Recovery				
5		Brown clay, stiff (CL)	90%	20.0 Alarm 50.0		VOCs sampled @ 7' 4oz jars collected
		No Recovery		10.0		
10		Brown clay, stiff (CL)	90%	120.0 0.0 0.0		
		No Recovery				
15		Brown clay, soft (CH)	95%	30.0		
		Refusal at 17.5				
20		Installed 1" pvc temporary well w/ 5' slotted screen. Collected GW sample. Removed temporary casing and backfilled w/ bentonite.				
25						

Appendix C

GPS Data

Supplemental Phase II
Commercial Building
216 S College Avenue
Bloomington, IN

GPS Data Table

Site/Facility Name: Commercial Building
 Site Location: 216 S College, Bloomington, IN 47401
 Site/Facility ID: _____
 OLQ Program: _____
 Purpose of Data Collection: Soil/Groundwater Sample Locations

 Data Collector Name: Brianna Reid / Renee Hallstein
 Data Processor Name: Renee Hallstein

 Projection: UTM Zone 16N
 Datum: WGS 84
 Units: Meters
 GPS Reciever Brand/Model: Geode GNS3S
 Reciever Type: Survey Grade GPS

Point Type	Name	Depth Feet	Refusal (Bedrock)	Groundwater Obtained	Max PDOP	Correction Method	Instrument	Date & Time	Data File Name	Total Positions	Horiz Precision	Easting meters	Northing meters	HAE meters
Soil Probe	SP- 3R	10.5	N	Y	1	ThreeDimensional	Geode 351441	2024-07-10T20:16:27	216 S College	61	0.6	540160.949	4335176.582	228.012
Soil Probe	SP- 6	11	N	N	0.9	ThreeDimensional	Geode 351441	2024-07-10T20:12:47	216 S College	60	0.6	540160.843	4335242.045	228.99
Soil Probe	SP- 7	18.5	N	Y	0.9	ThreeDimensional	Geode 351442	2024-07-10T20:14:14	216 S College	58	0.5	540145.78	4335232.602	229.243
Soil Probe	SP- 8	12.5	N	Y	0.9	ThreeDimensional	Geode 351443	2024-07-10T20:19:24	216 S College	75	0.500	540147.508	4335213.827	228.989
Soil Probe	SP- 9	13	N	Y	0.9	ThreeDimensional	Geode 351444	2024-07-10T20:07:51	216 S College	71	0.5	540153.005	4335207.439	228.623
Soil Probe	SP- 10	18	N	Y	1	ThreeDimensional	Geode 351445	2024-07-10T20:09:48	216 S College	68	0.6	540164.871	4335205.841	228.083
Soil Probe	SP- 11	17.5	N	Y	1	ThreeDimensional	Geode 351446	2024-07-10T20:11:13	216 S College	60	0.6	540164.562	4335221.45	228.464

Commercial Building
 216 S. College Avenue
 Bloomington, IN 47403

Appendix D

Groundwater Sampling Logs

Supplemental Phase II
Commercial Building
216 S College Avenue
Bloomington, IN

Groundwater Sampling Logs

Site Name: Commercial Building
 Site Address: 216 S College Ave. Bloomington, IN
 BCA Project Number: 24-199
 Sampled By: Rod Manny, Renee Hallstein, Brianna Reid
 Sampling Equipment: Geotech stainless steel .625 Bladder Pump - disposable poly dual tube - In-Situ SmarTROLL MP Sonde & 1" Disposable Micro Bailer
 *Dedicated disposable tubing in all wells

Sample Location	GW Starting Depth	Estimated Flow Rate	Pump Start Time	Temperature Deg F	Turbidity NTU	Specific Conductivity mS/cm	Dissolved Oxygen mg/L	pH	ORP mV	Sample Date	Total Well Depth	Top of Well Screen	Well Screen Length	Pump Intake Depth	Notes
SP-10	7.24	200ml/min	13:34	68.24	137	2.69	0.11	6.79	-6.2	7.10.2024	18.29	13.29	5.00	17.79	Sampled VOCs, PAHs, Metals
	8.32		13:37	67.59	828	2.79	0.02	6.73	-12.9						Purged ~2 gallons
	8.32		13:40	68.60	907	2.82	0.02	6.71	-19.3						MS/MSD
	8.32		13:43	66.47	1279	2.82	0.02	6.71	-22.6						
	8.32		13:46	66.01	1811	2.84	0.02	6.71	-25.4						
	8.32		13:49	67.37	1982	2.81	0.02	6.69	-27.9						
	8.32		13:52	66.11	2342	2.83	0.06	6.70	-29.2						
	8.32		13:55	65.82	3197	2.83	0.08	6.69	-29.8	Sampled					
SP-11	7.91	250ml/min	14:31	73.66	1700	1.32	3.08	7.08	81.8	7.10.2024	17.89	12.89	5.00	17.39	Sampled VOCs, PAHs, Metals
	8.83		14:34	66.27	3332	1.41	0.30	6.98	41.4						Purged ~ 1 gallon
	10.6		14:37	66.39	3700	1.40	0.27	6.92	18.5						DUP
	11.65		14:40	66.13	2664	1.40	0.32	6.86	7.4						
	12.34		14:43	66.96	3094	1.40	0.28	6.82	-0.4						
	12.34		14:46	66.82	3136	1.40	0.24	6.80	-4.8						
	12.34		14:49	67.06	3324	1.38	0.23	6.82	-8.9	Sampled					
SP-3R	--	Purged Dry, slightly cloudy, odorless, sampled with BAILER @ 16:30								7.10.2024	10.50	5.50	5.00	--	Sampled Metals
SP-6	DRY	Dry well, no sample collected.								--	--	--	--	--	Dry Well
SP-7	9.18	Purged ~1 gallon, sampled with BAILER @ 15:35, No Low-Flow due to sheen on water								7.10.2024	19.69	9.69	10.00	--	Sampled VOCs, PAHs, Metals
SP-8	--	Purged Dry, cloudy, petrol odor, sampled with BAILER @ 16:20								7.10.2024	12.50	7.50	5.00	--	Sampled VOCs, PAHs, Metals
SP-9	11.00	Purged Dry, sampled with BAILER @ 15:48								7.10.2024	13.05	8.05	5.00	--	Sampled VOCs, PAHs, Metals

Appendix E

Analytical Laboratory Reports

Supplemental Phase II
Commercial Building
216 S College Avenue
Bloomington, IN



Analytical Data Package

Prepared by:

Pace Analytical Services

Pace Project No.: 50377912



Project Overview

Final Report with COC/SCUR	1
Certifications	2
Sample Summary	3
Sample Analyte Count	5
Summary of Detection	8
Analytical Results	17
Quality Control Data	80
Qualifiers	110
Method Cross Reference Table	111
Quality Control Data Cross Reference Table	112
Chain of Custody	114

Organic

GC-MS Volatiles

Surrogate Recovery Summary (Form 2)	123
Laboratory Control Spike/Laboratory Control Spike Duplicate Summary (Form 3)	128
Matrix Spike/Matrix Spike Duplicate Summary (Form 3)	135
Method Blank Association Summary (Form 4)	143
Instrument Performance Check (Form 5)	148
Internal Standard Area & Retention Time Summary (Form 8)	155
Initial Calibration (Form 6)	160
Continuing Calibration (Form 7)	178
Instrument Run Log	193

GC-MS SIM PAH

Surrogate Recovery Summary (Form 2)	201
Laboratory Control Spike/Laboratory Control Spike Duplicate Summary (Form 3)	204
Matrix Spike/Matrix Spike Duplicate Summary (Form 3)	207
Method Blank Association Summary (Form 4)	215
Internal Standard Area & Retention Time Summary (Form 8)	218
Initial Calibration (Form 6)	224
Continuing Calibration (Form 7)	229
Preparation Logs Raw Data	232
Instrument Run Log	238

InOrganic

ICP

Analytical Results (Form 1-IN)	247
Initial & Continuing Calibration Verification (Form 2A-IN)	261
CRDL Check Standard (Form 2B-IN)	263
Blanks (Form 3-IN)	264
Interference Check Sample (Form 4A-IN)	266
Matrix Spike Recovery (Form 5A-IN)	267

Post Digestion Spike Recovery (Form 5B-IN)	271
Duplicates (Form 6-IN)	272
Laboratory Control Spike (Form 7-IN)	274
Serial Dilution (Form 8-IN)	275
Linear Ranges (Form 11-IN)	276
Preparation Log (Form 12-IN)	277
Analysis Run Log (Form 13-IN)	278
Internal Standard Relative Intensity Summary (Form 15-IN)	280
Preparation Logs Raw Data	281
Gravimetric	
Analytical Results (Form 1-IN)	283
Duplicates (Form 6-IN)	305
Preparation Log (Form 12-IN)	308
Analysis Run Log (Form 13-IN)	310
Percent Moisture Determination Raw Data	311



July 26, 2024

Mr. Jacob Teuschler
BCA Environmental Consultants, LLC
7202 E. 87th St.
Suite 110
Indianapolis, IN 46256

RE: Project: 216 S. College Ave 24-199
Pace Project No.: 50377912

Dear Mr. Teuschler:

Enclosed are the analytical results for sample(s) received by the laboratory on July 12, 2024. The results relate only to the samples included in this report. Results reported herein conform to the applicable TNI/NELAC Standards and the laboratory's Quality Manual, where applicable, unless otherwise noted in the body of the report.

The test results provided in this final report were generated by each of the following laboratories within the Pace Network:

- Pace Analytical Services - Indianapolis

Revised Report: This report replaces the one dated 07/25/2024. Client sample ID updated from "SP-7 DUP 10-12" to "SP-7 7' DUP". (MCS 07/26/2024)

If you have any questions concerning this report, please feel free to contact me.

Sincerely,

Mackenzie Speidel for
Regina Bedel
regina.bedel@pacelabs.com
(317)228-3100
Project Manager

Enclosures

cc: Jake Allgood, BCA Environmental Consultants, LLC
Rod Manny, BCA Environmental Consultants, LLC



REPORT OF LABORATORY ANALYSIS

This report shall not be reproduced, except in full,
without the written consent of Pace Analytical Services, LLC.



CERTIFICATIONS

Project: 216 S. College Ave 24-199

Pace Project No.: 50377912

Pace Analytical Services Indianapolis

7726 Moller Road, Indianapolis, IN 46268

Illinois Accreditation #: 200074

Indiana Drinking Water Laboratory #: C-49-06

Kansas/TNI Certification #: E-10177

Kentucky UST Agency Interest #: 80226

Kentucky WW Laboratory ID #: 98019

Michigan Drinking Water Laboratory #9050

Oklahoma Laboratory #: 9204

Texas Certification #: T104704355

Washington Dept of Ecology #: C1081

Wisconsin Laboratory #: 999788130

USDA Foreign Soil Permit #: 525-23-13-23119

USDA Compliance Agreement #: IN-SL-22-001

REPORT OF LABORATORY ANALYSIS

This report shall not be reproduced, except in full,
without the written consent of Pace Analytical Services, LLC.

**SAMPLE SUMMARY**

Project: 216 S. College Ave 24-199

Pace Project No.: 50377912

Lab ID	Sample ID	Matrix	Date Collected	Date Received
50377912001	SP-10 11'	Solid	07/10/24 09:50	07/12/24 15:40
50377912002	SP-8 6'	Solid	07/10/24 07:50	07/12/24 15:40
50377912003	SP-8 12'	Solid	07/10/24 07:55	07/12/24 15:40
50377912004	SP-9 10.5'	Solid	07/10/24 08:15	07/12/24 15:40
50377912005	SP-6 11'	Solid	07/10/24 08:30	07/12/24 15:40
50377912006	SP-7 7'	Solid	07/10/24 08:50	07/12/24 15:40
50377912007	SP-7 7' DUP	Solid	07/10/24 08:50	07/12/24 15:40
50377912008	SP-11 7'	Solid	07/10/24 09:25	07/12/24 15:40
50377912009	SP-3R 10'	Solid	07/10/24 10:15	07/12/24 15:40
50377912010	SP-6 (6-7')	Solid	07/10/24 08:25	07/12/24 15:40
50377912011	SP-7 (7-9')	Solid	07/10/24 08:50	07/12/24 15:40
50377912012	SP-7 (10-12')	Solid	07/10/24 08:55	07/12/24 15:40
50377912013	SP-7 (10-12') DUP	Solid	07/10/24 08:55	07/12/24 15:40
50377912014	SP-8 (7-10')	Solid	07/10/24 07:50	07/12/24 15:40
50377912015	SP-8 (10-12')	Solid	07/10/24 07:55	07/12/24 15:40
50377912016	SP-9 (7-10')	Solid	07/10/24 08:10	07/12/24 15:40
50377912017	SP-9 (10-12')	Solid	07/10/24 08:15	07/12/24 15:40
50377912018	SP-10 (0-2')	Solid	07/10/24 09:40	07/12/24 15:40
50377912019	SP-10 (5-7')	Solid	07/10/24 09:45	07/12/24 15:40
50377912020	SP-11 (0-2')	Solid	07/10/24 09:20	07/12/24 15:40
50377912021	SP-11 (5-7')	Solid	07/10/24 09:25	07/12/24 15:40
50377912022	SP-11 (2-4')	Solid	07/10/24 09:20	07/12/24 15:40
50377912023	SP-3R	Water	07/10/24 16:30	07/12/24 15:40
50377912024	SP-7	Water	07/10/24 15:35	07/12/24 15:40
50377912025	SP-8	Water	07/10/24 16:20	07/12/24 15:40
50377912026	SP-9	Water	07/10/24 15:48	07/12/24 15:40
50377912027	SP-10	Water	07/10/24 13:56	07/12/24 15:40
50377912028	SP-11	Water	07/10/24 14:49	07/12/24 15:40
50377912029	SP-11 DUP	Water	07/10/24 14:49	07/12/24 15:40
50377912030	SP-3R FF	Water	07/10/24 16:30	07/12/24 15:40
50377912031	SP-7 FF	Water	07/10/24 15:35	07/12/24 15:40
50377912032	SP-8 FF	Water	07/10/24 16:20	07/12/24 15:40
50377912033	SP-9 FF	Water	07/10/24 15:48	07/12/24 15:40
50377912034	SP-10 FF	Water	07/10/24 13:56	07/12/24 15:40
50377912035	SP-11 FF	Water	07/10/24 14:48	07/12/24 15:40
50377912036	EB-1	Water	07/10/24 16:45	07/12/24 15:40
50377912037	Trip Blank	Solid	07/10/24 08:00	07/12/24 15:40

REPORT OF LABORATORY ANALYSIS

This report shall not be reproduced, except in full,
without the written consent of Pace Analytical Services, LLC.



SAMPLE SUMMARY

Project: 216 S. College Ave 24-199
Pace Project No.: 50377912

Lab ID	Sample ID	Matrix	Date Collected	Date Received
50377912038	Trip Blank	Water	07/10/24 08:00	07/12/24 15:40

REPORT OF LABORATORY ANALYSIS

This report shall not be reproduced, except in full,
without the written consent of Pace Analytical Services, LLC.



SAMPLE ANALYTE COUNT

Project: 216 S. College Ave 24-199

Pace Project No.: 50377912

Lab ID	Sample ID	Method	Analysts	Analytes Reported	Laboratory
50377912001	SP-10 11'	EPA 8260	TMW	75	PASI-I
		SM 2540G	QAK	1	PASI-I
50377912002	SP-8 6'	EPA 8260	TMW	75	PASI-I
		SM 2540G	QAK	1	PASI-I
50377912003	SP-8 12'	EPA 8260	TMW	75	PASI-I
		SM 2540G	QAK	1	PASI-I
50377912004	SP-9 10.5'	EPA 8260	TMW	75	PASI-I
		SM 2540G	QAK	1	PASI-I
50377912005	SP-6 11'	EPA 8260	TMW	75	PASI-I
		SM 2540G	QAK	1	PASI-I
50377912006	SP-7 7'	EPA 8260	TMW	75	PASI-I
		SM 2540G	QAK	1	PASI-I
50377912007	SP-7 7' DUP	EPA 8260	TMW	75	PASI-I
		SM 2540G	QAK	1	PASI-I
50377912008	SP-11 7'	EPA 8260	TMW	75	PASI-I
		SM 2540G	QAK	1	PASI-I
50377912009	SP-3R 10'	EPA 8260	TMW	75	PASI-I
		SM 2540G	QAK	1	PASI-I
50377912010	SP-6 (6-7')	EPA 8270 by SIM	JCM	20	PASI-I
		SM 2540G	QAK	1	PASI-I
50377912011	SP-7 (7-9')	EPA 8270 by SIM	JCM	20	PASI-I
		SM 2540G	QAK	1	PASI-I
50377912012	SP-7 (10-12')	EPA 8270 by SIM	JCM	20	PASI-I
		SM 2540G	QAK	1	PASI-I
50377912013	SP-7 (10-12') DUP	EPA 8270 by SIM	JCM	20	PASI-I
		SM 2540G	QAK	1	PASI-I
50377912014	SP-8 (7-10')	EPA 8270 by SIM	JCM	20	PASI-I
		SM 2540G	QAK	1	PASI-I
50377912015	SP-8 (10-12')	EPA 8270 by SIM	JCM	20	PASI-I
		SM 2540G	QAK	1	PASI-I
50377912016	SP-9 (7-10')	EPA 8270 by SIM	JCM	20	PASI-I
		SM 2540G	QAK	1	PASI-I
50377912017	SP-9 (10-12')	EPA 8270 by SIM	JCM	20	PASI-I
		SM 2540G	QAK	1	PASI-I
50377912018	SP-10 (0-2')	EPA 8270 by SIM	JCM	20	PASI-I
		SM 2540G	QAK	1	PASI-I
50377912019	SP-10 (5-7')	EPA 8270 by SIM	JCM	20	PASI-I

REPORT OF LABORATORY ANALYSIS

This report shall not be reproduced, except in full, without the written consent of Pace Analytical Services, LLC.



SAMPLE ANALYTE COUNT

Project: 216 S. College Ave 24-199
 Pace Project No.: 50377912

Lab ID	Sample ID	Method	Analysts	Analytes Reported	Laboratory
50377912020	SP-11 (0-2')	SM 2540G	QAK	1	PASI-I
		EPA 8270 by SIM	JCM	20	PASI-I
50377912021	SP-11 (5-7')	SM 2540G	QAK	1	PASI-I
		EPA 8270 by SIM	JCM	20	PASI-I
50377912022	SP-11 (2-4')	SM 2540G	QAK	1	PASI-I
		EPA 8270 by SIM	JCM	20	PASI-I
50377912023	SP-3R	SM 2540G	QAK	1	PASI-I
50377912024	SP-7	EPA 6010	JPK	2	PASI-I
50377912025	SP-8	EPA 6010	JPK	2	PASI-I
		EPA 8270 by SIM 40E	GRM	20	PASI-I
		EPA 5030/8260	TMW	75	PASI-I
50377912026	SP-9	EPA 6010	JPK	2	PASI-I
		EPA 8270 by SIM 40E	GRM	20	PASI-I
		EPA 5030/8260	TMW	75	PASI-I
50377912027	SP-10	EPA 6010	JPK	2	PASI-I
		EPA 8270 by SIM 40E	GRM	20	PASI-I
		EPA 5030/8260	TMW	75	PASI-I
50377912028	SP-11	EPA 6010	JPK	2	PASI-I
		EPA 8270 by SIM 40E	GRM	20	PASI-I
		EPA 5030/8260	TMW	75	PASI-I
50377912029	SP-11 DUP	EPA 6010	JPK	2	PASI-I
		EPA 8270 by SIM 40E	GRM	20	PASI-I
		EPA 5030/8260	TMW	75	PASI-I
50377912030	SP-3R FF	EPA 6010	JPK	2	PASI-I
50377912031	SP-7 FF	EPA 6010	JPK	2	PASI-I
50377912032	SP-8 FF	EPA 6010	JPK	2	PASI-I
50377912033	SP-9 FF	EPA 6010	JPK	2	PASI-I
50377912034	SP-10 FF	EPA 6010	JPK	2	PASI-I
50377912035	SP-11 FF	EPA 6010	JPK	2	PASI-I
50377912036	EB-1	EPA 6010	JPK	2	PASI-I
		EPA 8270 by SIM 40E	GRM	20	PASI-I
		EPA 5030/8260	TMW	75	PASI-I
50377912037	Trip Blank	EPA 8260	TMW	75	PASI-I
50377912038	Trip Blank	EPA 5030/8260	TMW	75	PASI-I

REPORT OF LABORATORY ANALYSIS

This report shall not be reproduced, except in full,
 without the written consent of Pace Analytical Services, LLC.



SAMPLE ANALYTE COUNT

Project: 216 S. College Ave 24-199
Pace Project No.: 50377912

Lab ID	Sample ID	Method	Analysts	Analytes Reported	Laboratory
--------	-----------	--------	----------	-------------------	------------

PASI-I = Pace Analytical Services - Indianapolis

REPORT OF LABORATORY ANALYSIS

This report shall not be reproduced, except in full,
without the written consent of Pace Analytical Services, LLC.



SUMMARY OF DETECTION

Project: 216 S. College Ave 24-199

Pace Project No.: 50377912

Lab Sample ID Method	Client Sample ID Parameters	Result	Units	Report Limit	Analyzed	Qualifiers
50377912001	SP-10 11'					
EPA 8260	Benzene	0.082J	mg/kg	0.26	07/18/24 13:14	
EPA 8260	n-Butylbenzene	0.52	mg/kg	0.26	07/18/24 13:14	
EPA 8260	sec-Butylbenzene	0.38	mg/kg	0.26	07/18/24 13:14	
EPA 8260	tert-Butylbenzene	0.024J	mg/kg	0.26	07/18/24 13:14	
EPA 8260	Ethylbenzene	0.53	mg/kg	0.26	07/18/24 13:14	
EPA 8260	n-Hexane	13.8	mg/kg	0.52	07/19/24 17:24	
EPA 8260	Isopropylbenzene (Cumene)	0.78	mg/kg	0.26	07/18/24 13:14	
EPA 8260	p-Isopropyltoluene	0.30	mg/kg	0.26	07/18/24 13:14	
EPA 8260	1-Methylnaphthalene	0.51J	mg/kg	0.52	07/18/24 13:14	
EPA 8260	2-Methylnaphthalene	0.99	mg/kg	0.52	07/18/24 13:14	
EPA 8260	n-Propylbenzene	1.2	mg/kg	0.26	07/18/24 13:14	
EPA 8260	Xylene (Total)	0.13J	mg/kg	0.52	07/18/24 13:14	
SM 2540G	Percent Moisture	15.8	%	0.10	07/22/24 16:03	N2
50377912002	SP-8 6'					
EPA 8260	n-Butylbenzene	0.91	mg/kg	0.34	07/18/24 13:44	
EPA 8260	sec-Butylbenzene	0.51	mg/kg	0.34	07/18/24 13:44	
EPA 8260	tert-Butylbenzene	0.036J	mg/kg	0.34	07/18/24 13:44	
EPA 8260	n-Hexane	0.41	mg/kg	0.34	07/18/24 13:44	
EPA 8260	Isopropylbenzene (Cumene)	0.35	mg/kg	0.34	07/18/24 13:44	
EPA 8260	p-Isopropyltoluene	0.070J	mg/kg	0.34	07/18/24 13:44	
EPA 8260	1-Methylnaphthalene	1.4	mg/kg	0.67	07/18/24 13:44	
EPA 8260	2-Methylnaphthalene	2.2	mg/kg	0.67	07/18/24 13:44	
EPA 8260	n-Propylbenzene	1.0	mg/kg	0.34	07/18/24 13:44	
SM 2540G	Percent Moisture	20.5	%	0.10	07/22/24 16:04	N2
50377912003	SP-8 12'					
EPA 8260	Benzene	0.14	mg/kg	0.0048	07/18/24 14:15	
EPA 8260	n-Butylbenzene	0.0044J	mg/kg	0.0048	07/18/24 14:15	
EPA 8260	sec-Butylbenzene	0.0046J	mg/kg	0.0048	07/18/24 14:15	
EPA 8260	tert-Butylbenzene	0.00042J	mg/kg	0.0048	07/18/24 14:15	
EPA 8260	Ethylbenzene	0.0010J	mg/kg	0.0048	07/18/24 14:15	
EPA 8260	n-Hexane	0.12	mg/kg	0.0048	07/18/24 14:15	
EPA 8260	Isopropylbenzene (Cumene)	0.0071	mg/kg	0.0048	07/18/24 14:15	
EPA 8260	p-Isopropyltoluene	0.0016J	mg/kg	0.0048	07/18/24 14:15	
EPA 8260	1-Methylnaphthalene	0.019	mg/kg	0.0095	07/18/24 14:15	
EPA 8260	2-Methylnaphthalene	0.021	mg/kg	0.0095	07/18/24 14:15	
EPA 8260	n-Propylbenzene	0.0090	mg/kg	0.0048	07/18/24 14:15	
EPA 8260	Toluene	0.0050	mg/kg	0.0048	07/18/24 14:15	
EPA 8260	1,2,4-Trimethylbenzene	0.0012J	mg/kg	0.0048	07/18/24 14:15	
EPA 8260	1,3,5-Trimethylbenzene	0.00089J	mg/kg	0.0048	07/18/24 14:15	
EPA 8260	Xylene (Total)	0.018	mg/kg	0.0095	07/18/24 14:15	
SM 2540G	Percent Moisture	17.4	%	0.10	07/22/24 16:04	N2
50377912004	SP-9 10.5'					
EPA 8260	n-Butylbenzene	0.62	mg/kg	0.24	07/18/24 14:45	
EPA 8260	sec-Butylbenzene	0.50	mg/kg	0.24	07/18/24 14:45	
EPA 8260	tert-Butylbenzene	0.030J	mg/kg	0.24	07/18/24 14:45	
EPA 8260	Ethylbenzene	0.17J	mg/kg	0.24	07/18/24 14:45	

REPORT OF LABORATORY ANALYSIS

This report shall not be reproduced, except in full,
without the written consent of Pace Analytical Services, LLC.



SUMMARY OF DETECTION

Project: 216 S. College Ave 24-199

Pace Project No.: 50377912

Lab Sample ID Method	Client Sample ID Parameters	Result	Units	Report Limit	Analyzed	Qualifiers
50377912004	SP-9 10.5'					
EPA 8260	n-Hexane	11.6	mg/kg	0.24	07/18/24 14:45	
EPA 8260	Isopropylbenzene (Cumene)	0.83	mg/kg	0.24	07/18/24 14:45	
EPA 8260	p-Isopropyltoluene	0.27	mg/kg	0.24	07/18/24 14:45	
EPA 8260	1-Methylnaphthalene	0.86	mg/kg	0.48	07/18/24 14:45	
EPA 8260	2-Methylnaphthalene	1.5	mg/kg	0.48	07/18/24 14:45	
EPA 8260	n-Propylbenzene	1.4	mg/kg	0.24	07/18/24 14:45	
EPA 8260	Xylene (Total)	0.14J	mg/kg	0.48	07/18/24 14:45	
SM 2540G	Percent Moisture	20.9	%	0.10	07/22/24 16:04	N2
50377912005	SP-6 11'					
EPA 8260	sec-Butylbenzene	0.46	mg/kg	0.41	07/19/24 16:54	
EPA 8260	tert-Butylbenzene	0.12J	mg/kg	0.41	07/19/24 16:54	
SM 2540G	Percent Moisture	30.6	%	0.10	07/22/24 16:04	N2
50377912006	SP-7 7'					
EPA 8260	n-Butylbenzene	0.99	mg/kg	0.51	07/18/24 15:46	
EPA 8260	sec-Butylbenzene	1.6	mg/kg	0.51	07/18/24 15:46	
EPA 8260	tert-Butylbenzene	0.080J	mg/kg	0.51	07/18/24 15:46	
EPA 8260	n-Hexane	1.9	mg/kg	0.51	07/18/24 15:46	
EPA 8260	Isopropylbenzene (Cumene)	1.9	mg/kg	0.51	07/18/24 15:46	
EPA 8260	p-Isopropyltoluene	0.26J	mg/kg	0.51	07/18/24 15:46	
EPA 8260	1-Methylnaphthalene	1.4	mg/kg	1.0	07/18/24 15:46	
EPA 8260	2-Methylnaphthalene	1.7	mg/kg	1.0	07/18/24 15:46	
EPA 8260	n-Propylbenzene	3.0	mg/kg	0.51	07/18/24 15:46	
SM 2540G	Percent Moisture	19.4	%	0.10	07/22/24 16:04	N2
50377912007	SP-7 7' DUP					
EPA 8260	n-Butylbenzene	1.2	mg/kg	0.30	07/18/24 16:16	
EPA 8260	sec-Butylbenzene	1.8	mg/kg	0.30	07/18/24 16:16	
EPA 8260	tert-Butylbenzene	0.086J	mg/kg	0.30	07/18/24 16:16	
EPA 8260	n-Hexane	2.8	mg/kg	0.30	07/18/24 16:16	
EPA 8260	Isopropylbenzene (Cumene)	2.1	mg/kg	0.30	07/18/24 16:16	
EPA 8260	p-Isopropyltoluene	0.31	mg/kg	0.30	07/18/24 16:16	
EPA 8260	1-Methylnaphthalene	1.4	mg/kg	0.60	07/18/24 16:16	
EPA 8260	2-Methylnaphthalene	1.9	mg/kg	0.60	07/18/24 16:16	
EPA 8260	n-Propylbenzene	3.5	mg/kg	0.30	07/18/24 16:16	
SM 2540G	Percent Moisture	20.2	%	0.10	07/22/24 16:04	N2
50377912008	SP-11 7'					
EPA 8260	n-Butylbenzene	1.6	mg/kg	0.27	07/19/24 01:23	
EPA 8260	sec-Butylbenzene	1.2	mg/kg	0.27	07/19/24 01:23	
EPA 8260	tert-Butylbenzene	0.069J	mg/kg	0.27	07/19/24 01:23	
EPA 8260	n-Hexane	0.52	mg/kg	0.27	07/19/24 01:23	
EPA 8260	Isopropylbenzene (Cumene)	1.0	mg/kg	0.27	07/19/24 01:23	
EPA 8260	p-Isopropyltoluene	0.95	mg/kg	0.27	07/19/24 01:23	
EPA 8260	1-Methylnaphthalene	1.2	mg/kg	0.55	07/19/24 01:23	
EPA 8260	2-Methylnaphthalene	2.3	mg/kg	0.55	07/19/24 01:23	
EPA 8260	n-Propylbenzene	2.0	mg/kg	0.27	07/19/24 01:23	
SM 2540G	Percent Moisture	18.9	%	0.10	07/22/24 16:04	N2

REPORT OF LABORATORY ANALYSIS

This report shall not be reproduced, except in full,
without the written consent of Pace Analytical Services, LLC.



SUMMARY OF DETECTION

Project: 216 S. College Ave 24-199

Pace Project No.: 50377912

Lab Sample ID Method	Client Sample ID Parameters	Result	Units	Report Limit	Analyzed	Qualifiers
50377912009	SP-3R 10'					
EPA 8260	Acetone	0.0088J	mg/kg	0.11	07/19/24 02:54	
EPA 8260	1-Methylnaphthalene	0.0025J	mg/kg	0.011	07/19/24 02:54	B
EPA 8260	Toluene	0.0014J	mg/kg	0.0053	07/19/24 02:54	
SM 2540G	Percent Moisture	17.8	%	0.10	07/22/24 16:04	N2
50377912010	SP-6 (6-7')					
EPA 8270 by SIM	Acenaphthene	0.011	mg/kg	0.0063	07/19/24 01:45	
EPA 8270 by SIM	Fluorene	0.019	mg/kg	0.0063	07/19/24 01:45	
EPA 8270 by SIM	1-Methylnaphthalene	0.019	mg/kg	0.0063	07/19/24 01:45	
EPA 8270 by SIM	Phenanthrene	0.010	mg/kg	0.0063	07/19/24 01:45	
SM 2540G	Percent Moisture	21.2	%	0.10	07/22/24 16:04	N2
50377912011	SP-7 (7-9')					
EPA 8270 by SIM	Acenaphthene	0.0082	mg/kg	0.0061	07/19/24 11:57	
EPA 8270 by SIM	Acenaphthylene	0.0031J	mg/kg	0.0061	07/19/24 11:57	
EPA 8270 by SIM	Benzo(a)anthracene	0.010	mg/kg	0.0061	07/19/24 11:57	
EPA 8270 by SIM	Benzo(a)pyrene	0.0059J	mg/kg	0.0061	07/19/24 11:57	
EPA 8270 by SIM	Benzo(b)fluoranthene	0.0071	mg/kg	0.0061	07/19/24 11:57	
EPA 8270 by SIM	Chrysene	0.023	mg/kg	0.0061	07/19/24 11:57	
EPA 8270 by SIM	Fluoranthene	0.017	mg/kg	0.0061	07/19/24 11:57	
EPA 8270 by SIM	Fluorene	0.031	mg/kg	0.0061	07/19/24 11:57	
EPA 8270 by SIM	1-Methylnaphthalene	0.39	mg/kg	0.0061	07/19/24 11:57	
EPA 8270 by SIM	2-Methylnaphthalene	0.66	mg/kg	0.0061	07/19/24 11:57	
EPA 8270 by SIM	Phenanthrene	0.057	mg/kg	0.0061	07/19/24 11:57	
EPA 8270 by SIM	Pyrene	0.018	mg/kg	0.0061	07/19/24 11:57	
SM 2540G	Percent Moisture	20.9	%	0.10	07/22/24 16:05	N2
50377912012	SP-7 (10-12')					
EPA 8270 by SIM	Acenaphthene	0.011	mg/kg	0.0063	07/19/24 12:11	
EPA 8270 by SIM	Benzo(a)anthracene	0.013	mg/kg	0.0063	07/19/24 12:11	
EPA 8270 by SIM	Benzo(a)pyrene	0.0085	mg/kg	0.0063	07/19/24 12:11	
EPA 8270 by SIM	Benzo(b)fluoranthene	0.0097	mg/kg	0.0063	07/19/24 12:11	
EPA 8270 by SIM	Benzo(g,h,i)perylene	0.0046J	mg/kg	0.0063	07/19/24 12:11	
EPA 8270 by SIM	Chrysene	0.032	mg/kg	0.0063	07/19/24 12:11	
EPA 8270 by SIM	Fluoranthene	0.023	mg/kg	0.0063	07/19/24 12:11	
EPA 8270 by SIM	Fluorene	0.036	mg/kg	0.0063	07/19/24 12:11	
EPA 8270 by SIM	1-Methylnaphthalene	0.50	mg/kg	0.0063	07/19/24 12:11	
EPA 8270 by SIM	2-Methylnaphthalene	0.83	mg/kg	0.0063	07/19/24 12:11	
EPA 8270 by SIM	Phenanthrene	0.079	mg/kg	0.0063	07/19/24 12:11	
EPA 8270 by SIM	Pyrene	0.025	mg/kg	0.0063	07/19/24 12:11	
SM 2540G	Percent Moisture	22.4	%	0.10	07/22/24 16:05	N2
50377912013	SP-7 (10-12') DUP					
EPA 8270 by SIM	Acenaphthene	0.016	mg/kg	0.0064	07/19/24 13:24	
EPA 8270 by SIM	Benzo(a)anthracene	0.016	mg/kg	0.0064	07/19/24 13:24	
EPA 8270 by SIM	Benzo(a)pyrene	0.0094	mg/kg	0.0064	07/19/24 13:24	
EPA 8270 by SIM	Benzo(b)fluoranthene	0.012	mg/kg	0.0064	07/19/24 13:24	
EPA 8270 by SIM	Benzo(g,h,i)perylene	0.0042J	mg/kg	0.0064	07/19/24 13:24	
EPA 8270 by SIM	Chrysene	0.036	mg/kg	0.0064	07/19/24 13:24	

REPORT OF LABORATORY ANALYSIS

This report shall not be reproduced, except in full,
without the written consent of Pace Analytical Services, LLC.



SUMMARY OF DETECTION

Project: 216 S. College Ave 24-199

Pace Project No.: 50377912

Lab Sample ID Method	Client Sample ID Parameters	Result	Units	Report Limit	Analyzed	Qualifiers
50377912013	SP-7 (10-12') DUP					
EPA 8270 by SIM	Fluoranthene	0.029	mg/kg	0.0064	07/19/24 13:24	
EPA 8270 by SIM	Fluorene	0.045	mg/kg	0.0064	07/19/24 13:24	
EPA 8270 by SIM	1-Methylnaphthalene	0.69	mg/kg	0.0064	07/19/24 13:24	
EPA 8270 by SIM	2-Methylnaphthalene	1.2	mg/kg	0.0064	07/19/24 13:24	
EPA 8270 by SIM	Phenanthrene	0.083	mg/kg	0.0064	07/19/24 13:24	
EPA 8270 by SIM	Pyrene	0.031	mg/kg	0.0064	07/19/24 13:24	
SM 2540G	Percent Moisture	23.6	%	0.10	07/22/24 16:05	N2
50377912014	SP-8 (7-10')					
EPA 8270 by SIM	Chrysene	0.0052J	mg/kg	0.0060	07/19/24 13:39	
EPA 8270 by SIM	Fluoranthene	0.0046J	mg/kg	0.0060	07/19/24 13:39	
EPA 8270 by SIM	1-Methylnaphthalene	0.12	mg/kg	0.0060	07/19/24 13:39	
EPA 8270 by SIM	2-Methylnaphthalene	0.23	mg/kg	0.0060	07/19/24 13:39	
EPA 8270 by SIM	Naphthalene	0.17	mg/kg	0.0060	07/19/24 13:39	
EPA 8270 by SIM	Phenanthrene	0.0088	mg/kg	0.0060	07/19/24 13:39	
EPA 8270 by SIM	Pyrene	0.0044J	mg/kg	0.0060	07/19/24 13:39	
SM 2540G	Percent Moisture	21.3	%	0.10	07/22/24 16:07	N2
50377912015	SP-8 (10-12')					
EPA 8270 by SIM	Acenaphthene	0.0055J	mg/kg	0.0061	07/19/24 13:53	
EPA 8270 by SIM	Acenaphthylene	0.0051J	mg/kg	0.0061	07/19/24 13:53	
EPA 8270 by SIM	Benzo(a)anthracene	0.0088	mg/kg	0.0061	07/19/24 13:53	
EPA 8270 by SIM	Benzo(a)pyrene	0.0042J	mg/kg	0.0061	07/19/24 13:53	
EPA 8270 by SIM	Benzo(b)fluoranthene	0.0046J	mg/kg	0.0061	07/19/24 13:53	
EPA 8270 by SIM	Chrysene	0.017	mg/kg	0.0061	07/19/24 13:53	
EPA 8270 by SIM	Fluoranthene	0.012	mg/kg	0.0061	07/19/24 13:53	
EPA 8270 by SIM	Fluorene	0.014	mg/kg	0.0061	07/19/24 13:53	
EPA 8270 by SIM	1-Methylnaphthalene	0.19	mg/kg	0.0061	07/19/24 13:53	
EPA 8270 by SIM	2-Methylnaphthalene	0.26	mg/kg	0.0061	07/19/24 13:53	
EPA 8270 by SIM	Naphthalene	0.11	mg/kg	0.0061	07/19/24 13:53	
EPA 8270 by SIM	Phenanthrene	0.024	mg/kg	0.0061	07/19/24 13:53	
EPA 8270 by SIM	Pyrene	0.013	mg/kg	0.0061	07/19/24 13:53	
SM 2540G	Percent Moisture	20.5	%	0.10	07/22/24 16:08	N2
50377912016	SP-9 (7-10')					
EPA 8270 by SIM	Acenaphthene	0.0046J	mg/kg	0.0061	07/19/24 14:07	
EPA 8270 by SIM	Benzo(a)anthracene	0.0056J	mg/kg	0.0061	07/19/24 14:07	
EPA 8270 by SIM	Chrysene	0.013	mg/kg	0.0061	07/19/24 14:07	
EPA 8270 by SIM	Fluoranthene	0.0099	mg/kg	0.0061	07/19/24 14:07	
EPA 8270 by SIM	Fluorene	0.012	mg/kg	0.0061	07/19/24 14:07	
EPA 8270 by SIM	1-Methylnaphthalene	0.20	mg/kg	0.0061	07/19/24 14:07	
EPA 8270 by SIM	2-Methylnaphthalene	0.32	mg/kg	0.0061	07/19/24 14:07	
EPA 8270 by SIM	Phenanthrene	0.016	mg/kg	0.0061	07/19/24 14:07	
EPA 8270 by SIM	Pyrene	0.0094	mg/kg	0.0061	07/19/24 14:07	
SM 2540G	Percent Moisture	18.7	%	0.10	07/22/24 16:08	N2
50377912017	SP-9 (10-12')					
EPA 8270 by SIM	Benzo(a)anthracene	0.0047J	mg/kg	0.0057	07/19/24 14:21	
EPA 8270 by SIM	Chrysene	0.0087	mg/kg	0.0057	07/19/24 14:21	

REPORT OF LABORATORY ANALYSIS

This report shall not be reproduced, except in full, without the written consent of Pace Analytical Services, LLC.



SUMMARY OF DETECTION

Project: 216 S. College Ave 24-199

Pace Project No.: 50377912

Lab Sample ID Method	Client Sample ID Parameters	Result	Units	Report Limit	Analyzed	Qualifiers
50377912017	SP-9 (10-12')					
EPA 8270 by SIM	Fluoranthene	0.0062	mg/kg	0.0057	07/19/24 14:21	
EPA 8270 by SIM	Fluorene	0.0074	mg/kg	0.0057	07/19/24 14:21	
EPA 8270 by SIM	1-Methylnaphthalene	0.15	mg/kg	0.0057	07/19/24 14:21	
EPA 8270 by SIM	2-Methylnaphthalene	0.28	mg/kg	0.0057	07/19/24 14:21	
EPA 8270 by SIM	Phenanthrene	0.011	mg/kg	0.0057	07/19/24 14:21	
EPA 8270 by SIM	Pyrene	0.0057J	mg/kg	0.0057	07/19/24 14:21	
SM 2540G	Percent Moisture	16.1	%	0.10	07/22/24 16:08	N2
50377912018	SP-10 (0-2')					
EPA 8270 by SIM	Acenaphthylene	0.021	mg/kg	0.0057	07/19/24 14:35	
EPA 8270 by SIM	Anthracene	0.0083	mg/kg	0.0057	07/19/24 14:35	
EPA 8270 by SIM	Benzo(a)anthracene	0.045	mg/kg	0.0057	07/19/24 14:35	
EPA 8270 by SIM	Benzo(a)pyrene	0.058	mg/kg	0.0057	07/19/24 14:35	
EPA 8270 by SIM	Benzo(b)fluoranthene	0.094	mg/kg	0.0057	07/19/24 14:35	
EPA 8270 by SIM	Benzo(g,h,i)perylene	0.044	mg/kg	0.0057	07/19/24 14:35	
EPA 8270 by SIM	Chrysene	0.055	mg/kg	0.0057	07/19/24 14:35	
EPA 8270 by SIM	Dibenz(a,h)anthracene	0.014	mg/kg	0.0057	07/19/24 14:35	
EPA 8270 by SIM	Fluoranthene	0.062	mg/kg	0.0057	07/19/24 14:35	
EPA 8270 by SIM	Fluorene	0.0096	mg/kg	0.0057	07/19/24 14:35	
EPA 8270 by SIM	Indeno(1,2,3-cd)pyrene	0.037	mg/kg	0.0057	07/19/24 14:35	
EPA 8270 by SIM	1-Methylnaphthalene	0.026	mg/kg	0.0057	07/19/24 14:35	
EPA 8270 by SIM	2-Methylnaphthalene	0.050	mg/kg	0.0057	07/19/24 14:35	
EPA 8270 by SIM	Naphthalene	0.016	mg/kg	0.0057	07/19/24 14:35	
EPA 8270 by SIM	Phenanthrene	0.031	mg/kg	0.0057	07/19/24 14:35	
EPA 8270 by SIM	Pyrene	0.076	mg/kg	0.0057	07/19/24 14:35	
SM 2540G	Percent Moisture	14.7	%	0.10	07/22/24 16:08	N2
50377912019	SP-10 (5-7')					
EPA 8270 by SIM	1-Methylnaphthalene	0.032	mg/kg	0.0063	07/19/24 14:50	
EPA 8270 by SIM	2-Methylnaphthalene	0.040	mg/kg	0.0063	07/19/24 14:50	
SM 2540G	Percent Moisture	22.9	%	0.10	07/23/24 13:39	N2
50377912020	SP-11 (0-2')					
EPA 8270 by SIM	Anthracene	0.037	mg/kg	0.026	07/19/24 15:04	
EPA 8270 by SIM	Benzo(a)anthracene	0.086	mg/kg	0.026	07/19/24 15:04	
EPA 8270 by SIM	Benzo(a)pyrene	0.11	mg/kg	0.026	07/19/24 15:04	
EPA 8270 by SIM	Benzo(b)fluoranthene	0.11	mg/kg	0.026	07/19/24 15:04	
EPA 8270 by SIM	Benzo(g,h,i)perylene	0.062	mg/kg	0.026	07/19/24 15:04	
EPA 8270 by SIM	Benzo(k)fluoranthene	0.039	mg/kg	0.026	07/19/24 15:04	
EPA 8270 by SIM	Chrysene	0.16	mg/kg	0.026	07/19/24 15:04	
EPA 8270 by SIM	Fluoranthene	0.22	mg/kg	0.026	07/19/24 15:04	
EPA 8270 by SIM	Fluorene	0.040	mg/kg	0.026	07/19/24 15:04	
EPA 8270 by SIM	Indeno(1,2,3-cd)pyrene	0.055	mg/kg	0.026	07/19/24 15:04	
EPA 8270 by SIM	1-Methylnaphthalene	0.038	mg/kg	0.026	07/19/24 15:04	
EPA 8270 by SIM	2-Methylnaphthalene	0.035	mg/kg	0.026	07/19/24 15:04	
EPA 8270 by SIM	Naphthalene	0.12	mg/kg	0.026	07/19/24 15:04	ED, R1
EPA 8270 by SIM	Phenanthrene	0.27	mg/kg	0.026	07/19/24 15:04	R1
EPA 8270 by SIM	Pyrene	0.27	mg/kg	0.026	07/19/24 15:04	
SM 2540G	Percent Moisture	9.8	%	0.10	07/23/24 13:39	N2

REPORT OF LABORATORY ANALYSIS

This report shall not be reproduced, except in full,
without the written consent of Pace Analytical Services, LLC.



SUMMARY OF DETECTION

Project: 216 S. College Ave 24-199

Pace Project No.: 50377912

Lab Sample ID Method	Client Sample ID Parameters	Result	Units	Report Limit	Analyzed	Qualifiers
50377912021	SP-11 (5-7')					
SM 2540G	Percent Moisture	21.4	%	0.10	07/23/24 13:39	N2
50377912022	SP-11 (2-4')					
SM 2540G	Percent Moisture	18.4	%	0.10	07/23/24 13:39	N2
50377912023	SP-3R					
EPA 6010	Arsenic	7.3J	ug/L	10.0	07/20/24 01:27	
EPA 6010	Lead	10.6	ug/L	10.0	07/20/24 01:27	
50377912024	SP-7					
EPA 6010	Arsenic	23.3	ug/L	10.0	07/20/24 01:29	
EPA 6010	Lead	30.1	ug/L	10.0	07/20/24 01:29	
EPA 8270 by SIM 40E	Acenaphthene	0.31J	ug/L	0.99	07/15/24 23:10	
EPA 8270 by SIM 40E	Acenaphthylene	0.077J	ug/L	0.99	07/15/24 23:10	
EPA 8270 by SIM 40E	Fluoranthene	0.087J	ug/L	0.99	07/15/24 23:10	
EPA 8270 by SIM 40E	Fluorene	0.54J	ug/L	0.99	07/15/24 23:10	
EPA 8270 by SIM 40E	1-Methylnaphthalene	20.2	ug/L	0.99	07/15/24 23:10	
EPA 8270 by SIM 40E	2-Methylnaphthalene	14.1	ug/L	0.99	07/15/24 23:10	
EPA 8270 by SIM 40E	Phenanthrene	0.63J	ug/L	0.99	07/15/24 23:10	
EPA 5030/8260	Benzene	228	ug/L	5.0	07/18/24 20:04	
EPA 5030/8260	n-Butylbenzene	5.2	ug/L	5.0	07/18/24 20:04	
EPA 5030/8260	sec-Butylbenzene	8.7	ug/L	5.0	07/18/24 20:04	
EPA 5030/8260	tert-Butylbenzene	0.82J	ug/L	5.0	07/18/24 20:04	
EPA 5030/8260	Ethylbenzene	6.3	ug/L	5.0	07/18/24 20:04	
EPA 5030/8260	n-Hexane	85.0	ug/L	5.0	07/18/24 20:04	
EPA 5030/8260	Isopropylbenzene (Cumene)	52.5	ug/L	5.0	07/18/24 20:04	
EPA 5030/8260	p-Isopropyltoluene	3.7J	ug/L	5.0	07/18/24 20:04	
EPA 5030/8260	1-Methylnaphthalene	16.7	ug/L	10.0	07/18/24 20:04	
EPA 5030/8260	2-Methylnaphthalene	11.5	ug/L	10.0	07/18/24 20:04	
EPA 5030/8260	n-Propylbenzene	48.2	ug/L	5.0	07/18/24 20:04	
EPA 5030/8260	Toluene	14.0	ug/L	5.0	07/18/24 20:04	
EPA 5030/8260	1,2,4-Trimethylbenzene	0.84J	ug/L	5.0	07/18/24 20:04	
EPA 5030/8260	1,3,5-Trimethylbenzene	1.4J	ug/L	5.0	07/18/24 20:04	
EPA 5030/8260	Xylene (Total)	28.8	ug/L	10.0	07/18/24 20:04	
50377912025	SP-8					
EPA 6010	Arsenic	58.3	ug/L	10.0	07/20/24 01:31	
EPA 6010	Lead	118	ug/L	10.0	07/20/24 01:31	
EPA 8270 by SIM 40E	Acenaphthene	0.46J	ug/L	1.0	07/15/24 23:21	
EPA 8270 by SIM 40E	Acenaphthylene	0.30J	ug/L	1.0	07/15/24 23:21	
EPA 8270 by SIM 40E	Anthracene	0.13	ug/L	0.10	07/15/24 23:21	
EPA 8270 by SIM 40E	Benzo(a)anthracene	0.36	ug/L	0.10	07/15/24 23:21	
EPA 8270 by SIM 40E	Benzo(b)fluoranthene	0.10J	ug/L	0.10	07/15/24 23:21	
EPA 8270 by SIM 40E	Chrysene	0.64	ug/L	0.51	07/15/24 23:21	
EPA 8270 by SIM 40E	Fluoranthene	0.25J	ug/L	1.0	07/15/24 23:21	
EPA 8270 by SIM 40E	Fluorene	0.52J	ug/L	1.0	07/15/24 23:21	
EPA 8270 by SIM 40E	1-Methylnaphthalene	26.2	ug/L	1.0	07/15/24 23:21	
EPA 8270 by SIM 40E	2-Methylnaphthalene	31.4	ug/L	1.0	07/15/24 23:21	
EPA 8270 by SIM 40E	Naphthalene	13.7	ug/L	1.0	07/15/24 23:21	

REPORT OF LABORATORY ANALYSIS

This report shall not be reproduced, except in full,
without the written consent of Pace Analytical Services, LLC.



SUMMARY OF DETECTION

Project: 216 S. College Ave 24-199

Pace Project No.: 50377912

Lab Sample ID Method	Client Sample ID Parameters	Result	Units	Report Limit	Analyzed	Qualifiers
50377912025	SP-8					
EPA 8270 by SIM 40E	Phenanthrene	1.1	ug/L	1.0	07/15/24 23:21	
EPA 8270 by SIM 40E	Pyrene	0.35J	ug/L	1.0	07/15/24 23:21	
EPA 5030/8260	Benzene	540	ug/L	50.0	07/19/24 17:55	
EPA 5030/8260	n-Butylbenzene	5.7	ug/L	5.0	07/18/24 20:34	
EPA 5030/8260	sec-Butylbenzene	6.1	ug/L	5.0	07/18/24 20:34	
EPA 5030/8260	tert-Butylbenzene	0.48J	ug/L	5.0	07/18/24 20:34	
EPA 5030/8260	Ethylbenzene	26.3	ug/L	5.0	07/18/24 20:34	
EPA 5030/8260	n-Hexane	142	ug/L	5.0	07/18/24 20:34	
EPA 5030/8260	Isopropylbenzene (Cumene)	25.0	ug/L	5.0	07/18/24 20:34	
EPA 5030/8260	p-Isopropyltoluene	4.4J	ug/L	5.0	07/18/24 20:34	
EPA 5030/8260	1-Methylnaphthalene	23.0	ug/L	10.0	07/18/24 20:34	
EPA 5030/8260	2-Methylnaphthalene	27.2	ug/L	10.0	07/18/24 20:34	
EPA 5030/8260	Naphthalene	8.8	ug/L	1.2	07/18/24 20:34	
EPA 5030/8260	n-Propylbenzene	35.0	ug/L	5.0	07/18/24 20:34	
EPA 5030/8260	Toluene	14.7	ug/L	5.0	07/18/24 20:34	
EPA 5030/8260	1,2,4-Trimethylbenzene	22.9	ug/L	5.0	07/18/24 20:34	
EPA 5030/8260	1,3,5-Trimethylbenzene	11.7	ug/L	5.0	07/18/24 20:34	
EPA 5030/8260	Xylene (Total)	59.9	ug/L	10.0	07/18/24 20:34	
50377912026	SP-9					
EPA 6010	Arsenic	20.8	ug/L	10.0	07/20/24 01:32	
EPA 6010	Lead	16.3	ug/L	10.0	07/20/24 01:32	
EPA 8270 by SIM 40E	Acenaphthene	0.36J	ug/L	1.0	07/15/24 23:32	
EPA 8270 by SIM 40E	Acenaphthylene	0.086J	ug/L	1.0	07/15/24 23:32	
EPA 8270 by SIM 40E	Fluorene	0.28J	ug/L	1.0	07/15/24 23:32	
EPA 8270 by SIM 40E	1-Methylnaphthalene	18.6	ug/L	1.0	07/15/24 23:32	
EPA 8270 by SIM 40E	2-Methylnaphthalene	12.8	ug/L	1.0	07/15/24 23:32	
EPA 8270 by SIM 40E	Phenanthrene	0.24J	ug/L	1.0	07/15/24 23:32	
EPA 5030/8260	Benzene	42.5	ug/L	5.0	07/18/24 21:04	
EPA 5030/8260	n-Butylbenzene	2.2J	ug/L	5.0	07/18/24 21:04	
EPA 5030/8260	sec-Butylbenzene	4.7J	ug/L	5.0	07/18/24 21:04	
EPA 5030/8260	tert-Butylbenzene	0.49J	ug/L	5.0	07/18/24 21:04	
EPA 5030/8260	Ethylbenzene	1.5J	ug/L	5.0	07/18/24 21:04	
EPA 5030/8260	n-Hexane	28.3	ug/L	5.0	07/18/24 21:04	
EPA 5030/8260	Isopropylbenzene (Cumene)	15.1	ug/L	5.0	07/18/24 21:04	
EPA 5030/8260	p-Isopropyltoluene	0.72J	ug/L	5.0	07/18/24 21:04	
EPA 5030/8260	1-Methylnaphthalene	14.4	ug/L	10.0	07/18/24 21:04	
EPA 5030/8260	2-Methylnaphthalene	9.7J	ug/L	10.0	07/18/24 21:04	
EPA 5030/8260	n-Propylbenzene	13.3	ug/L	5.0	07/18/24 21:04	
EPA 5030/8260	Toluene	3.5J	ug/L	5.0	07/18/24 21:04	
EPA 5030/8260	1,2,4-Trimethylbenzene	0.57J	ug/L	5.0	07/18/24 21:04	
EPA 5030/8260	1,3,5-Trimethylbenzene	0.50J	ug/L	5.0	07/18/24 21:04	
EPA 5030/8260	Xylene (Total)	13.0	ug/L	10.0	07/18/24 21:04	
50377912027	SP-10					
EPA 6010	Arsenic	101	ug/L	50.0	07/20/24 01:34	
EPA 6010	Lead	240	ug/L	50.0	07/20/24 01:34	
EPA 8270 by SIM 40E	Acenaphthene	0.13J	ug/L	0.99	07/15/24 23:42	

REPORT OF LABORATORY ANALYSIS

This report shall not be reproduced, except in full,
without the written consent of Pace Analytical Services, LLC.



SUMMARY OF DETECTION

Project: 216 S. College Ave 24-199

Pace Project No.: 50377912

Lab Sample ID Method	Client Sample ID Parameters	Result	Units	Report Limit	Analyzed	Qualifiers
50377912027	SP-10					
EPA 8270 by SIM 40E	1-Methylnaphthalene	12.5	ug/L	0.99	07/15/24 23:42	
EPA 8270 by SIM 40E	2-Methylnaphthalene	14.1	ug/L	0.99	07/15/24 23:42	
EPA 8270 by SIM 40E	Naphthalene	2.6	ug/L	0.99	07/15/24 23:42	
EPA 5030/8260	Benzene	241	ug/L	5.0	07/19/24 02:39	M1
EPA 5030/8260	2-Butanone (MEK)	40.4	ug/L	25.0	07/19/24 02:39	
EPA 5030/8260	n-Butylbenzene	3.0J	ug/L	5.0	07/19/24 02:39	
EPA 5030/8260	sec-Butylbenzene	3.5J	ug/L	5.0	07/19/24 02:39	
EPA 5030/8260	tert-Butylbenzene	0.57J	ug/L	5.0	07/19/24 02:39	
EPA 5030/8260	Ethylbenzene	13.3	ug/L	5.0	07/19/24 02:39	
EPA 5030/8260	n-Hexane	106	ug/L	5.0	07/19/24 02:39	
EPA 5030/8260	Isopropylbenzene (Cumene)	14.8	ug/L	5.0	07/19/24 02:39	
EPA 5030/8260	p-Isopropyltoluene	2.3J	ug/L	5.0	07/19/24 02:39	
EPA 5030/8260	1-Methylnaphthalene	9.2J	ug/L	10.0	07/19/24 02:39	
EPA 5030/8260	2-Methylnaphthalene	11.0	ug/L	10.0	07/19/24 02:39	
EPA 5030/8260	Naphthalene	2.7	ug/L	1.2	07/19/24 02:39	
EPA 5030/8260	n-Propylbenzene	12.5	ug/L	5.0	07/19/24 02:39	
EPA 5030/8260	Toluene	9.7	ug/L	5.0	07/19/24 02:39	
EPA 5030/8260	1,2,4-Trimethylbenzene	7.1	ug/L	5.0	07/19/24 02:39	
EPA 5030/8260	1,3,5-Trimethylbenzene	4.3J	ug/L	5.0	07/19/24 02:39	
EPA 5030/8260	Xylene (Total)	23.0	ug/L	10.0	07/19/24 02:39	
50377912028	SP-11					
EPA 6010	Arsenic	27.9	ug/L	10.0	07/20/24 01:40	
EPA 6010	Lead	24.5	ug/L	10.0	07/20/24 01:40	
EPA 8270 by SIM 40E	1-Methylnaphthalene	6.2	ug/L	0.98	07/16/24 00:15	
EPA 8270 by SIM 40E	2-Methylnaphthalene	9.4	ug/L	0.98	07/16/24 00:15	
EPA 5030/8260	Benzene	2.1J	ug/L	5.0	07/18/24 21:35	
EPA 5030/8260	n-Butylbenzene	2.4J	ug/L	5.0	07/18/24 21:35	
EPA 5030/8260	sec-Butylbenzene	2.4J	ug/L	5.0	07/18/24 21:35	
EPA 5030/8260	tert-Butylbenzene	0.44J	ug/L	5.0	07/18/24 21:35	
EPA 5030/8260	Ethylbenzene	22.4	ug/L	5.0	07/18/24 21:35	
EPA 5030/8260	n-Hexane	25.2	ug/L	5.0	07/18/24 21:35	
EPA 5030/8260	Isopropylbenzene (Cumene)	11.5	ug/L	5.0	07/18/24 21:35	
EPA 5030/8260	p-Isopropyltoluene	2.3J	ug/L	5.0	07/18/24 21:35	
EPA 5030/8260	1-Methylnaphthalene	5.5J	ug/L	10.0	07/18/24 21:35	
EPA 5030/8260	2-Methylnaphthalene	7.1J	ug/L	10.0	07/18/24 21:35	
EPA 5030/8260	n-Propylbenzene	13.5	ug/L	5.0	07/18/24 21:35	
EPA 5030/8260	1,2,4-Trimethylbenzene	10.6	ug/L	5.0	07/18/24 21:35	
EPA 5030/8260	1,3,5-Trimethylbenzene	3.4J	ug/L	5.0	07/18/24 21:35	
EPA 5030/8260	Xylene (Total)	6.5J	ug/L	10.0	07/18/24 21:35	
50377912029	SP-11 DUP					
EPA 6010	Arsenic	26.6	ug/L	10.0	07/20/24 01:41	
EPA 6010	Lead	22.5	ug/L	10.0	07/20/24 01:41	
EPA 8270 by SIM 40E	1-Methylnaphthalene	5.9	ug/L	1.0	07/16/24 00:25	
EPA 8270 by SIM 40E	2-Methylnaphthalene	8.8	ug/L	1.0	07/16/24 00:25	
EPA 5030/8260	Benzene	2.1J	ug/L	5.0	07/18/24 22:05	
EPA 5030/8260	n-Butylbenzene	2.4J	ug/L	5.0	07/18/24 22:05	

REPORT OF LABORATORY ANALYSIS

This report shall not be reproduced, except in full,
without the written consent of Pace Analytical Services, LLC.



SUMMARY OF DETECTION

Project: 216 S. College Ave 24-199

Pace Project No.: 50377912

Lab Sample ID Method	Client Sample ID Parameters	Result	Units	Report Limit	Analyzed	Qualifiers
50377912029	SP-11 DUP					
EPA 5030/8260	sec-Butylbenzene	2.6J	ug/L	5.0	07/18/24 22:05	
EPA 5030/8260	tert-Butylbenzene	0.49J	ug/L	5.0	07/18/24 22:05	
EPA 5030/8260	Ethylbenzene	25.2	ug/L	5.0	07/18/24 22:05	
EPA 5030/8260	n-Hexane	25.2	ug/L	5.0	07/18/24 22:05	
EPA 5030/8260	Isopropylbenzene (Cumene)	12.2	ug/L	5.0	07/18/24 22:05	
EPA 5030/8260	p-Isopropyltoluene	2.4J	ug/L	5.0	07/18/24 22:05	
EPA 5030/8260	1-Methylnaphthalene	5.0J	ug/L	10.0	07/18/24 22:05	
EPA 5030/8260	2-Methylnaphthalene	7.0J	ug/L	10.0	07/18/24 22:05	
EPA 5030/8260	n-Propylbenzene	14.0	ug/L	5.0	07/18/24 22:05	
EPA 5030/8260	1,2,4-Trimethylbenzene	12.0	ug/L	5.0	07/18/24 22:05	
EPA 5030/8260	1,3,5-Trimethylbenzene	3.6J	ug/L	5.0	07/18/24 22:05	
EPA 5030/8260	Xylene (Total)	7.3J	ug/L	10.0	07/18/24 22:05	
50377912030	SP-3R FF					
EPA 6010	Arsenic	5.5J	ug/L	10.0	07/20/24 01:43	
50377912032	SP-8 FF					
EPA 6010	Arsenic	6.2J	ug/L	10.0	07/20/24 01:50	
50377912034	SP-10 FF					
EPA 6010	Arsenic	13.7	ug/L	10.0	07/20/24 01:54	
EPA 6010	Lead	21.9	ug/L	10.0	07/20/24 01:54	
50377912035	SP-11 FF					
EPA 6010	Arsenic	11.8	ug/L	10.0	07/20/24 01:56	
EPA 6010	Lead	6.1J	ug/L	10.0	07/20/24 01:56	
50377912037	Trip Blank					
EPA 8260	Acetone	0.0088J	mg/kg	0.10	07/19/24 03:25	
EPA 8260	n-Hexane	0.035	mg/kg	0.0050	07/19/24 03:25	C0
EPA 8260	1-Methylnaphthalene	0.0018J	mg/kg	0.010	07/19/24 03:25	B
EPA 8260	Trichloroethene	0.0027J	mg/kg	0.0050	07/19/24 03:25	
EPA 8260	Trichlorofluoromethane	0.0032J	mg/kg	0.0050	07/19/24 03:25	

REPORT OF LABORATORY ANALYSIS

This report shall not be reproduced, except in full,
without the written consent of Pace Analytical Services, LLC.



ANALYTICAL RESULTS

Project: 216 S. College Ave 24-199

Pace Project No.: 50377912

Sample: SP-10 11' Lab ID: 50377912001 Collected: 07/10/24 09:50 Received: 07/12/24 15:40 Matrix: Solid

Results reported on a "dry weight" basis and are adjusted for percent moisture, sample size and any dilutions.

Parameters	Results	Units	PQL	MDL	DF	Prepared	Analyzed	CAS No.	Qual
8260 MSV 5035A VOA									
Analytical Method: EPA 8260									
Initial Volume/Weight: 5.707 g Final Volume/Weight: 5 mL									
Pace Analytical Services - Indianapolis									
Acetone	<0.28	mg/kg	5.2	0.28	50		07/18/24 13:14	67-64-1	
Acrolein	<0.85	mg/kg	5.2	0.85	50		07/18/24 13:14	107-02-8	
Acrylonitrile	<0.088	mg/kg	5.2	0.088	50		07/18/24 13:14	107-13-1	
Benzene	0.082J	mg/kg	0.26	0.0090	50		07/18/24 13:14	71-43-2	
Bromobenzene	<0.015	mg/kg	0.26	0.015	50		07/18/24 13:14	108-86-1	
Bromochloromethane	<0.018	mg/kg	0.26	0.018	50		07/18/24 13:14	74-97-5	
Bromodichloromethane	<0.016	mg/kg	0.26	0.016	50		07/18/24 13:14	75-27-4	
Bromoform	<0.096	mg/kg	0.26	0.096	50		07/18/24 13:14	75-25-2	
Bromomethane	<0.049	mg/kg	0.26	0.049	50		07/18/24 13:14	74-83-9	
2-Butanone (MEK)	<0.54	mg/kg	1.3	0.54	50		07/18/24 13:14	78-93-3	
n-Butylbenzene	0.52	mg/kg	0.26	0.020	50		07/18/24 13:14	104-51-8	
sec-Butylbenzene	0.38	mg/kg	0.26	0.013	50		07/18/24 13:14	135-98-8	
tert-Butylbenzene	0.024J	mg/kg	0.26	0.010	50		07/18/24 13:14	98-06-6	
Carbon disulfide	<0.045	mg/kg	0.52	0.045	50		07/18/24 13:14	75-15-0	
Carbon tetrachloride	<0.073	mg/kg	0.26	0.073	50		07/18/24 13:14	56-23-5	
Chlorobenzene	<0.011	mg/kg	0.26	0.011	50		07/18/24 13:14	108-90-7	
Chloroethane	<0.048	mg/kg	0.26	0.048	50		07/18/24 13:14	75-00-3	
Chloroform	<0.14	mg/kg	0.26	0.14	50		07/18/24 13:14	67-66-3	
Chloromethane	<0.022	mg/kg	0.26	0.022	50		07/18/24 13:14	74-87-3	
2-Chlorotoluene	<0.012	mg/kg	0.26	0.012	50		07/18/24 13:14	95-49-8	
4-Chlorotoluene	<0.011	mg/kg	0.26	0.011	50		07/18/24 13:14	106-43-4	
Dibromochloromethane	<0.019	mg/kg	0.26	0.019	50		07/18/24 13:14	124-48-1	
1,2-Dibromoethane (EDB)	<0.021	mg/kg	0.26	0.021	50		07/18/24 13:14	106-93-4	
Dibromomethane	<0.057	mg/kg	0.26	0.057	50		07/18/24 13:14	74-95-3	
1,2-Dichlorobenzene	<0.015	mg/kg	0.26	0.015	50		07/18/24 13:14	95-50-1	
1,3-Dichlorobenzene	<0.015	mg/kg	0.26	0.015	50		07/18/24 13:14	541-73-1	
1,4-Dichlorobenzene	<0.016	mg/kg	0.26	0.016	50		07/18/24 13:14	106-46-7	
trans-1,4-Dichloro-2-butene	<0.13	mg/kg	5.2	0.13	50		07/18/24 13:14	110-57-6	
Dichlorodifluoromethane	<0.019	mg/kg	0.26	0.019	50		07/18/24 13:14	75-71-8	
1,1-Dichloroethane	<0.012	mg/kg	0.26	0.012	50		07/18/24 13:14	75-34-3	
1,2-Dichloroethane	<0.013	mg/kg	0.26	0.013	50		07/18/24 13:14	107-06-2	
1,1-Dichloroethene	<0.021	mg/kg	0.26	0.021	50		07/18/24 13:14	75-35-4	
cis-1,2-Dichloroethene	<0.017	mg/kg	0.26	0.017	50		07/18/24 13:14	156-59-2	
trans-1,2-Dichloroethene	<0.024	mg/kg	0.26	0.024	50		07/18/24 13:14	156-60-5	
1,2-Dichloropropane	<0.020	mg/kg	0.26	0.020	50		07/18/24 13:14	78-87-5	
1,3-Dichloropropane	<0.014	mg/kg	0.26	0.014	50		07/18/24 13:14	142-28-9	
2,2-Dichloropropane	<0.087	mg/kg	0.26	0.087	50		07/18/24 13:14	594-20-7	
1,1-Dichloropropene	<0.014	mg/kg	0.26	0.014	50		07/18/24 13:14	563-58-6	
cis-1,3-Dichloropropene	<0.046	mg/kg	0.26	0.046	50		07/18/24 13:14	10061-01-5	
trans-1,3-Dichloropropene	<0.059	mg/kg	0.26	0.059	50		07/18/24 13:14	10061-02-6	
Ethylbenzene	0.53	mg/kg	0.26	0.013	50		07/18/24 13:14	100-41-4	
Ethyl methacrylate	<0.16	mg/kg	5.2	0.16	50		07/18/24 13:14	97-63-2	
Hexachloro-1,3-butadiene	<0.026	mg/kg	0.26	0.026	50		07/18/24 13:14	87-68-3	

REPORT OF LABORATORY ANALYSIS

This report shall not be reproduced, except in full,
without the written consent of Pace Analytical Services, LLC.



ANALYTICAL RESULTS

Project: 216 S. College Ave 24-199

Pace Project No.: 50377912

Sample: SP-10 11' Lab ID: 50377912001 Collected: 07/10/24 09:50 Received: 07/12/24 15:40 Matrix: Solid

Results reported on a "dry weight" basis and are adjusted for percent moisture, sample size and any dilutions.

Parameters	Results	Units	PQL	MDL	DF	Prepared	Analyzed	CAS No.	Qual
8260 MSV 5035A VOA									
Analytical Method: EPA 8260									
Initial Volume/Weight: 5.707 g Final Volume/Weight: 5 mL									
Pace Analytical Services - Indianapolis									
n-Hexane	13.8	mg/kg	0.52	0.057	100		07/19/24 17:24	110-54-3	
2-Hexanone	<0.11	mg/kg	5.2	0.11	50		07/18/24 13:14	591-78-6	
Iodomethane	<0.14	mg/kg	5.2	0.14	50		07/18/24 13:14	74-88-4	
Isopropylbenzene (Cumene)	0.78	mg/kg	0.26	0.012	50		07/18/24 13:14	98-82-8	
p-Isopropyltoluene	0.30	mg/kg	0.26	0.016	50		07/18/24 13:14	99-87-6	
Methylene Chloride	<0.64	mg/kg	1.0	0.64	50		07/18/24 13:14	75-09-2	
1-Methylnaphthalene	0.51J	mg/kg	0.52	0.014	50		07/18/24 13:14	90-12-0	
2-Methylnaphthalene	0.99	mg/kg	0.52	0.14	50		07/18/24 13:14	91-57-6	
4-Methyl-2-pentanone (MIBK)	<0.14	mg/kg	1.3	0.14	50		07/18/24 13:14	108-10-1	
Methyl-tert-butyl ether	<0.013	mg/kg	0.26	0.013	50		07/18/24 13:14	1634-04-4	
Naphthalene	<0.099	mg/kg	0.26	0.099	50		07/18/24 13:14	91-20-3	
n-Propylbenzene	1.2	mg/kg	0.26	0.011	50		07/18/24 13:14	103-65-1	
Styrene	<0.012	mg/kg	0.26	0.012	50		07/18/24 13:14	100-42-5	
1,1,1,2-Tetrachloroethane	<0.014	mg/kg	0.26	0.014	50		07/18/24 13:14	630-20-6	
1,1,2,2-Tetrachloroethane	<0.029	mg/kg	0.26	0.029	50		07/18/24 13:14	79-34-5	
Tetrachloroethene	<0.016	mg/kg	0.26	0.016	50		07/18/24 13:14	127-18-4	
Toluene	<0.024	mg/kg	0.26	0.024	50		07/18/24 13:14	108-88-3	
1,2,3-Trichlorobenzene	<0.045	mg/kg	0.26	0.045	50		07/18/24 13:14	87-61-6	
1,2,4-Trichlorobenzene	<0.040	mg/kg	0.26	0.040	50		07/18/24 13:14	120-82-1	
1,1,1-Trichloroethane	<0.018	mg/kg	0.26	0.018	50		07/18/24 13:14	71-55-6	
1,1,2-Trichloroethane	<0.048	mg/kg	0.26	0.048	50		07/18/24 13:14	79-00-5	
Trichloroethene	<0.020	mg/kg	0.26	0.020	50		07/18/24 13:14	79-01-6	
Trichlorofluoromethane	<0.021	mg/kg	0.26	0.021	50		07/18/24 13:14	75-69-4	
1,2,3-Trichloropropane	<0.067	mg/kg	0.26	0.067	50		07/18/24 13:14	96-18-4	
1,2,4-Trimethylbenzene	<0.036	mg/kg	0.26	0.036	50		07/18/24 13:14	95-63-6	
1,3,5-Trimethylbenzene	<0.014	mg/kg	0.26	0.014	50		07/18/24 13:14	108-67-8	
Vinyl acetate	<0.062	mg/kg	5.2	0.062	50		07/18/24 13:14	108-05-4	
Vinyl chloride	<0.056	mg/kg	0.26	0.056	50		07/18/24 13:14	75-01-4	
Xylene (Total)	0.13J	mg/kg	0.52	0.11	50		07/18/24 13:14	1330-20-7	
Surrogates									
Dibromofluoromethane (S)	90	%	75-135		50		07/18/24 13:14	1868-53-7	
Toluene-d8 (S)	128	%	65-148		50		07/18/24 13:14	2037-26-5	
4-Bromofluorobenzene (S)	104	%	63-132		50		07/18/24 13:14	460-00-4	

Percent Moisture

Analytical Method: SM 2540G

Pace Analytical Services - Indianapolis

Parameters	Results	Units	PQL	MDL	DF	Prepared	Analyzed	CAS No.	Qual
Percent Moisture	15.8	%	0.10	0.10	1		07/22/24 16:03		N2

REPORT OF LABORATORY ANALYSIS

This report shall not be reproduced, except in full,
without the written consent of Pace Analytical Services, LLC.



ANALYTICAL RESULTS

Project: 216 S. College Ave 24-199

Pace Project No.: 50377912

Sample: SP-8 6' Lab ID: 50377912002 Collected: 07/10/24 07:50 Received: 07/12/24 15:40 Matrix: Solid

Results reported on a "dry weight" basis and are adjusted for percent moisture, sample size and any dilutions.

Parameters	Results	Units	PQL	MDL	DF	Prepared	Analyzed	CAS No.	Qual
8260 MSV 5035A VOA									
Analytical Method: EPA 8260									
Initial Volume/Weight: 4.661 g Final Volume/Weight: 5 mL									
Pace Analytical Services - Indianapolis									
Acetone	<0.37	mg/kg	6.7	0.37	50		07/18/24 13:44	67-64-1	
Acrolein	<1.1	mg/kg	6.7	1.1	50		07/18/24 13:44	107-02-8	
Acrylonitrile	<0.11	mg/kg	6.7	0.11	50		07/18/24 13:44	107-13-1	
Benzene	<0.012	mg/kg	0.34	0.012	50		07/18/24 13:44	71-43-2	
Bromobenzene	<0.020	mg/kg	0.34	0.020	50		07/18/24 13:44	108-86-1	
Bromochloromethane	<0.024	mg/kg	0.34	0.024	50		07/18/24 13:44	74-97-5	
Bromodichloromethane	<0.020	mg/kg	0.34	0.020	50		07/18/24 13:44	75-27-4	
Bromoform	<0.12	mg/kg	0.34	0.12	50		07/18/24 13:44	75-25-2	
Bromomethane	<0.064	mg/kg	0.34	0.064	50		07/18/24 13:44	74-83-9	
2-Butanone (MEK)	<0.70	mg/kg	1.7	0.70	50		07/18/24 13:44	78-93-3	
n-Butylbenzene	0.91	mg/kg	0.34	0.026	50		07/18/24 13:44	104-51-8	
sec-Butylbenzene	0.51	mg/kg	0.34	0.017	50		07/18/24 13:44	135-98-8	
tert-Butylbenzene	0.036J	mg/kg	0.34	0.013	50		07/18/24 13:44	98-06-6	
Carbon disulfide	<0.059	mg/kg	0.67	0.059	50		07/18/24 13:44	75-15-0	
Carbon tetrachloride	<0.095	mg/kg	0.34	0.095	50		07/18/24 13:44	56-23-5	
Chlorobenzene	<0.014	mg/kg	0.34	0.014	50		07/18/24 13:44	108-90-7	
Chloroethane	<0.062	mg/kg	0.34	0.062	50		07/18/24 13:44	75-00-3	
Chloroform	<0.18	mg/kg	0.34	0.18	50		07/18/24 13:44	67-66-3	
Chloromethane	<0.029	mg/kg	0.34	0.029	50		07/18/24 13:44	74-87-3	
2-Chlorotoluene	<0.015	mg/kg	0.34	0.015	50		07/18/24 13:44	95-49-8	
4-Chlorotoluene	<0.014	mg/kg	0.34	0.014	50		07/18/24 13:44	106-43-4	
Dibromochloromethane	<0.024	mg/kg	0.34	0.024	50		07/18/24 13:44	124-48-1	
1,2-Dibromoethane (EDB)	<0.027	mg/kg	0.34	0.027	50		07/18/24 13:44	106-93-4	
Dibromomethane	<0.074	mg/kg	0.34	0.074	50		07/18/24 13:44	74-95-3	
1,2-Dichlorobenzene	<0.020	mg/kg	0.34	0.020	50		07/18/24 13:44	95-50-1	
1,3-Dichlorobenzene	<0.019	mg/kg	0.34	0.019	50		07/18/24 13:44	541-73-1	
1,4-Dichlorobenzene	<0.020	mg/kg	0.34	0.020	50		07/18/24 13:44	106-46-7	
trans-1,4-Dichloro-2-butene	<0.17	mg/kg	6.7	0.17	50		07/18/24 13:44	110-57-6	
Dichlorodifluoromethane	<0.025	mg/kg	0.34	0.025	50		07/18/24 13:44	75-71-8	
1,1-Dichloroethane	<0.015	mg/kg	0.34	0.015	50		07/18/24 13:44	75-34-3	
1,2-Dichloroethane	<0.017	mg/kg	0.34	0.017	50		07/18/24 13:44	107-06-2	
1,1-Dichloroethene	<0.027	mg/kg	0.34	0.027	50		07/18/24 13:44	75-35-4	
cis-1,2-Dichloroethene	<0.023	mg/kg	0.34	0.023	50		07/18/24 13:44	156-59-2	
trans-1,2-Dichloroethene	<0.031	mg/kg	0.34	0.031	50		07/18/24 13:44	156-60-5	
1,2-Dichloropropane	<0.026	mg/kg	0.34	0.026	50		07/18/24 13:44	78-87-5	
1,3-Dichloropropane	<0.018	mg/kg	0.34	0.018	50		07/18/24 13:44	142-28-9	
2,2-Dichloropropane	<0.11	mg/kg	0.34	0.11	50		07/18/24 13:44	594-20-7	
1,1-Dichloropropene	<0.018	mg/kg	0.34	0.018	50		07/18/24 13:44	563-58-6	
cis-1,3-Dichloropropene	<0.059	mg/kg	0.34	0.059	50		07/18/24 13:44	10061-01-5	
trans-1,3-Dichloropropene	<0.077	mg/kg	0.34	0.077	50		07/18/24 13:44	10061-02-6	
Ethylbenzene	<0.017	mg/kg	0.34	0.017	50		07/18/24 13:44	100-41-4	
Ethyl methacrylate	<0.20	mg/kg	6.7	0.20	50		07/18/24 13:44	97-63-2	
Hexachloro-1,3-butadiene	<0.034	mg/kg	0.34	0.034	50		07/18/24 13:44	87-68-3	

REPORT OF LABORATORY ANALYSIS

This report shall not be reproduced, except in full,
without the written consent of Pace Analytical Services, LLC.



ANALYTICAL RESULTS

Project: 216 S. College Ave 24-199

Pace Project No.: 50377912

Sample: **SP-8 6'** Lab ID: **50377912002** Collected: 07/10/24 07:50 Received: 07/12/24 15:40 Matrix: Solid

Results reported on a "dry weight" basis and are adjusted for percent moisture, sample size and any dilutions.

Parameters	Results	Units	PQL	MDL	DF	Prepared	Analyzed	CAS No.	Qual
8260 MSV 5035A VOA									
Analytical Method: EPA 8260									
Initial Volume/Weight: 4.661 g Final Volume/Weight: 5 mL									
Pace Analytical Services - Indianapolis									
n-Hexane	0.41	mg/kg	0.34	0.033	50		07/18/24 13:44	110-54-3	
2-Hexanone	<0.15	mg/kg	6.7	0.15	50		07/18/24 13:44	591-78-6	
Iodomethane	<0.18	mg/kg	6.7	0.18	50		07/18/24 13:44	74-88-4	
Isopropylbenzene (Cumene)	0.35	mg/kg	0.34	0.016	50		07/18/24 13:44	98-82-8	
p-Isopropyltoluene	0.070J	mg/kg	0.34	0.021	50		07/18/24 13:44	99-87-6	
Methylene Chloride	<0.83	mg/kg	1.3	0.83	50		07/18/24 13:44	75-09-2	
1-Methylnaphthalene	1.4	mg/kg	0.67	0.019	50		07/18/24 13:44	90-12-0	
2-Methylnaphthalene	2.2	mg/kg	0.67	0.19	50		07/18/24 13:44	91-57-6	
4-Methyl-2-pentanone (MIBK)	<0.18	mg/kg	1.7	0.18	50		07/18/24 13:44	108-10-1	
Methyl-tert-butyl ether	<0.017	mg/kg	0.34	0.017	50		07/18/24 13:44	1634-04-4	
Naphthalene	<0.13	mg/kg	0.34	0.13	50		07/18/24 13:44	91-20-3	
n-Propylbenzene	1.0	mg/kg	0.34	0.014	50		07/18/24 13:44	103-65-1	
Styrene	<0.016	mg/kg	0.34	0.016	50		07/18/24 13:44	100-42-5	
1,1,1,2-Tetrachloroethane	<0.018	mg/kg	0.34	0.018	50		07/18/24 13:44	630-20-6	
1,1,2,2-Tetrachloroethane	<0.037	mg/kg	0.34	0.037	50		07/18/24 13:44	79-34-5	
Tetrachloroethene	<0.021	mg/kg	0.34	0.021	50		07/18/24 13:44	127-18-4	
Toluene	<0.031	mg/kg	0.34	0.031	50		07/18/24 13:44	108-88-3	
1,2,3-Trichlorobenzene	<0.059	mg/kg	0.34	0.059	50		07/18/24 13:44	87-61-6	
1,2,4-Trichlorobenzene	<0.052	mg/kg	0.34	0.052	50		07/18/24 13:44	120-82-1	
1,1,1-Trichloroethane	<0.024	mg/kg	0.34	0.024	50		07/18/24 13:44	71-55-6	
1,1,2-Trichloroethane	<0.062	mg/kg	0.34	0.062	50		07/18/24 13:44	79-00-5	
Trichloroethene	<0.026	mg/kg	0.34	0.026	50		07/18/24 13:44	79-01-6	
Trichlorofluoromethane	<0.027	mg/kg	0.34	0.027	50		07/18/24 13:44	75-69-4	
1,2,3-Trichloropropane	<0.086	mg/kg	0.34	0.086	50		07/18/24 13:44	96-18-4	
1,2,4-Trimethylbenzene	<0.047	mg/kg	0.34	0.047	50		07/18/24 13:44	95-63-6	
1,3,5-Trimethylbenzene	<0.018	mg/kg	0.34	0.018	50		07/18/24 13:44	108-67-8	
Vinyl acetate	<0.080	mg/kg	6.7	0.080	50		07/18/24 13:44	108-05-4	
Vinyl chloride	<0.073	mg/kg	0.34	0.073	50		07/18/24 13:44	75-01-4	
Xylene (Total)	<0.15	mg/kg	0.67	0.15	50		07/18/24 13:44	1330-20-7	
Surrogates									
Dibromofluoromethane (S)	90	%	75-135		50		07/18/24 13:44	1868-53-7	
Toluene-d8 (S)	113	%	65-148		50		07/18/24 13:44	2037-26-5	
4-Bromofluorobenzene (S)	103	%	63-132		50		07/18/24 13:44	460-00-4	

Percent Moisture

Analytical Method: SM 2540G
Pace Analytical Services - Indianapolis

Percent Moisture	20.5	%	0.10	0.10	1		07/22/24 16:04		N2
------------------	------	---	------	------	---	--	----------------	--	----

REPORT OF LABORATORY ANALYSIS

This report shall not be reproduced, except in full, without the written consent of Pace Analytical Services, LLC.



ANALYTICAL RESULTS

Project: 216 S. College Ave 24-199

Pace Project No.: 50377912

Sample: SP-8 12' Lab ID: 50377912003 Collected: 07/10/24 07:55 Received: 07/12/24 15:40 Matrix: Solid

Results reported on a "dry weight" basis and are adjusted for percent moisture, sample size and any dilutions.

Parameters	Results	Units	PQL	MDL	DF	Prepared	Analyzed	CAS No.	Qual
8260 MSV 5035A VOA									
Analytical Method: EPA 8260									
Initial Volume/Weight: 6.362 g Final Volume/Weight: 5 mL									
Pace Analytical Services - Indianapolis									
Acetone	<0.0052	mg/kg	0.095	0.0052	1		07/18/24 14:15	67-64-1	
Acrolein	<0.016	mg/kg	0.095	0.016	1		07/18/24 14:15	107-02-8	
Acrylonitrile	<0.0016	mg/kg	0.095	0.0016	1		07/18/24 14:15	107-13-1	
Benzene	0.14	mg/kg	0.0048	0.00016	1		07/18/24 14:15	71-43-2	
Bromobenzene	<0.00028	mg/kg	0.0048	0.00028	1		07/18/24 14:15	108-86-1	
Bromochloromethane	<0.00033	mg/kg	0.0048	0.00033	1		07/18/24 14:15	74-97-5	
Bromodichloromethane	<0.00029	mg/kg	0.0048	0.00029	1		07/18/24 14:15	75-27-4	
Bromoform	<0.0018	mg/kg	0.0048	0.0018	1		07/18/24 14:15	75-25-2	
Bromomethane	<0.00090	mg/kg	0.0048	0.00090	1		07/18/24 14:15	74-83-9	
2-Butanone (MEK)	<0.0099	mg/kg	0.024	0.0099	1		07/18/24 14:15	78-93-3	
n-Butylbenzene	0.0044J	mg/kg	0.0048	0.00036	1		07/18/24 14:15	104-51-8	
sec-Butylbenzene	0.0046J	mg/kg	0.0048	0.00024	1		07/18/24 14:15	135-98-8	
tert-Butylbenzene	0.00042J	mg/kg	0.0048	0.00018	1		07/18/24 14:15	98-06-6	
Carbon disulfide	<0.00083	mg/kg	0.0095	0.00083	1		07/18/24 14:15	75-15-0	
Carbon tetrachloride	<0.0013	mg/kg	0.0048	0.0013	1		07/18/24 14:15	56-23-5	
Chlorobenzene	<0.00020	mg/kg	0.0048	0.00020	1		07/18/24 14:15	108-90-7	
Chloroethane	<0.00087	mg/kg	0.0048	0.00087	1		07/18/24 14:15	75-00-3	
Chloroform	<0.0026	mg/kg	0.0048	0.0026	1		07/18/24 14:15	67-66-3	
Chloromethane	<0.00041	mg/kg	0.0048	0.00041	1		07/18/24 14:15	74-87-3	
2-Chlorotoluene	<0.00022	mg/kg	0.0048	0.00022	1		07/18/24 14:15	95-49-8	
4-Chlorotoluene	<0.00020	mg/kg	0.0048	0.00020	1		07/18/24 14:15	106-43-4	
Dibromochloromethane	<0.00034	mg/kg	0.0048	0.00034	1		07/18/24 14:15	124-48-1	
1,2-Dibromoethane (EDB)	<0.00038	mg/kg	0.0048	0.00038	1		07/18/24 14:15	106-93-4	
Dibromomethane	<0.0010	mg/kg	0.0048	0.0010	1		07/18/24 14:15	74-95-3	
1,2-Dichlorobenzene	<0.00028	mg/kg	0.0048	0.00028	1		07/18/24 14:15	95-50-1	
1,3-Dichlorobenzene	<0.00027	mg/kg	0.0048	0.00027	1		07/18/24 14:15	541-73-1	
1,4-Dichlorobenzene	<0.00028	mg/kg	0.0048	0.00028	1		07/18/24 14:15	106-46-7	
trans-1,4-Dichloro-2-butene	<0.0024	mg/kg	0.095	0.0024	1		07/18/24 14:15	110-57-6	
Dichlorodifluoromethane	<0.00035	mg/kg	0.0048	0.00035	1		07/18/24 14:15	75-71-8	
1,1-Dichloroethane	<0.00022	mg/kg	0.0048	0.00022	1		07/18/24 14:15	75-34-3	
1,2-Dichloroethane	<0.00024	mg/kg	0.0048	0.00024	1		07/18/24 14:15	107-06-2	
1,1-Dichloroethene	<0.00039	mg/kg	0.0048	0.00039	1		07/18/24 14:15	75-35-4	
cis-1,2-Dichloroethene	<0.00032	mg/kg	0.0048	0.00032	1		07/18/24 14:15	156-59-2	
trans-1,2-Dichloroethene	<0.00044	mg/kg	0.0048	0.00044	1		07/18/24 14:15	156-60-5	
1,2-Dichloropropane	<0.00037	mg/kg	0.0048	0.00037	1		07/18/24 14:15	78-87-5	
1,3-Dichloropropane	<0.00025	mg/kg	0.0048	0.00025	1		07/18/24 14:15	142-28-9	
2,2-Dichloropropane	<0.0016	mg/kg	0.0048	0.0016	1		07/18/24 14:15	594-20-7	
1,1-Dichloropropene	<0.00025	mg/kg	0.0048	0.00025	1		07/18/24 14:15	563-58-6	
cis-1,3-Dichloropropene	<0.00084	mg/kg	0.0048	0.00084	1		07/18/24 14:15	10061-01-5	
trans-1,3-Dichloropropene	<0.0011	mg/kg	0.0048	0.0011	1		07/18/24 14:15	10061-02-6	
Ethylbenzene	0.0010J	mg/kg	0.0048	0.00024	1		07/18/24 14:15	100-41-4	
Ethyl methacrylate	<0.0029	mg/kg	0.095	0.0029	1		07/18/24 14:15	97-63-2	
Hexachloro-1,3-butadiene	<0.00048	mg/kg	0.0048	0.00048	1		07/18/24 14:15	87-68-3	

REPORT OF LABORATORY ANALYSIS

This report shall not be reproduced, except in full,
without the written consent of Pace Analytical Services, LLC.



ANALYTICAL RESULTS

Project: 216 S. College Ave 24-199

Pace Project No.: 50377912

Sample: SP-8 12' Lab ID: 50377912003 Collected: 07/10/24 07:55 Received: 07/12/24 15:40 Matrix: Solid

Results reported on a "dry weight" basis and are adjusted for percent moisture, sample size and any dilutions.

Parameters	Results	Units	PQL	MDL	DF	Prepared	Analyzed	CAS No.	Qual
8260 MSV 5035A VOA									
Analytical Method: EPA 8260									
Initial Volume/Weight: 6.362 g Final Volume/Weight: 5 mL									
Pace Analytical Services - Indianapolis									
n-Hexane	0.12	mg/kg	0.0048	0.00047	1		07/18/24 14:15	110-54-3	
2-Hexanone	<0.0021	mg/kg	0.095	0.0021	1		07/18/24 14:15	591-78-6	
Iodomethane	<0.0025	mg/kg	0.095	0.0025	1		07/18/24 14:15	74-88-4	
Isopropylbenzene (Cumene)	0.0071	mg/kg	0.0048	0.00023	1		07/18/24 14:15	98-82-8	
p-Isopropyltoluene	0.0016J	mg/kg	0.0048	0.00030	1		07/18/24 14:15	99-87-6	
Methylene Chloride	<0.012	mg/kg	0.019	0.012	1		07/18/24 14:15	75-09-2	
1-Methylnaphthalene	0.019	mg/kg	0.0095	0.00026	1		07/18/24 14:15	90-12-0	
2-Methylnaphthalene	0.021	mg/kg	0.0095	0.0026	1		07/18/24 14:15	91-57-6	
4-Methyl-2-pentanone (MIBK)	<0.0025	mg/kg	0.024	0.0025	1		07/18/24 14:15	108-10-1	
Methyl-tert-butyl ether	<0.00025	mg/kg	0.0048	0.00025	1		07/18/24 14:15	1634-04-4	
Naphthalene	<0.0018	mg/kg	0.0048	0.0018	1		07/18/24 14:15	91-20-3	
n-Propylbenzene	0.0090	mg/kg	0.0048	0.00020	1		07/18/24 14:15	103-65-1	
Styrene	<0.00022	mg/kg	0.0048	0.00022	1		07/18/24 14:15	100-42-5	
1,1,1,2-Tetrachloroethane	<0.00026	mg/kg	0.0048	0.00026	1		07/18/24 14:15	630-20-6	
1,1,2,2-Tetrachloroethane	<0.00053	mg/kg	0.0048	0.00053	1		07/18/24 14:15	79-34-5	
Tetrachloroethene	<0.00030	mg/kg	0.0048	0.00030	1		07/18/24 14:15	127-18-4	
Toluene	0.0050	mg/kg	0.0048	0.00044	1		07/18/24 14:15	108-88-3	
1,2,3-Trichlorobenzene	<0.00083	mg/kg	0.0048	0.00083	1		07/18/24 14:15	87-61-6	
1,2,4-Trichlorobenzene	<0.00073	mg/kg	0.0048	0.00073	1		07/18/24 14:15	120-82-1	
1,1,1-Trichloroethane	<0.00033	mg/kg	0.0048	0.00033	1		07/18/24 14:15	71-55-6	
1,1,2-Trichloroethane	<0.00088	mg/kg	0.0048	0.00088	1		07/18/24 14:15	79-00-5	
Trichloroethene	<0.00037	mg/kg	0.0048	0.00037	1		07/18/24 14:15	79-01-6	
Trichlorofluoromethane	<0.00038	mg/kg	0.0048	0.00038	1		07/18/24 14:15	75-69-4	
1,2,3-Trichloropropane	<0.0012	mg/kg	0.0048	0.0012	1		07/18/24 14:15	96-18-4	
1,2,4-Trimethylbenzene	0.0012J	mg/kg	0.0048	0.00067	1		07/18/24 14:15	95-63-6	
1,3,5-Trimethylbenzene	0.00089J	mg/kg	0.0048	0.00025	1		07/18/24 14:15	108-67-8	
Vinyl acetate	<0.0011	mg/kg	0.095	0.0011	1		07/18/24 14:15	108-05-4	
Vinyl chloride	<0.0010	mg/kg	0.0048	0.0010	1		07/18/24 14:15	75-01-4	
Xylene (Total)	0.018	mg/kg	0.0095	0.0021	1		07/18/24 14:15	1330-20-7	
Surrogates									
Dibromofluoromethane (S)	89	%	75-135		1		07/18/24 14:15	1868-53-7	
Toluene-d8 (S)	104	%	65-148		1		07/18/24 14:15	2037-26-5	
4-Bromofluorobenzene (S)	98	%	63-132		1		07/18/24 14:15	460-00-4	

Percent Moisture

Analytical Method: SM 2540G

Pace Analytical Services - Indianapolis

Parameters	Results	Units	PQL	MDL	DF	Prepared	Analyzed	CAS No.	Qual
Percent Moisture	17.4	%	0.10	0.10	1		07/22/24 16:04		N2

REPORT OF LABORATORY ANALYSIS

This report shall not be reproduced, except in full,
without the written consent of Pace Analytical Services, LLC.



ANALYTICAL RESULTS

Project: 216 S. College Ave 24-199

Pace Project No.: 50377912

Sample: SP-9 10.5' Lab ID: 50377912004 Collected: 07/10/24 08:15 Received: 07/12/24 15:40 Matrix: Solid

Results reported on a "dry weight" basis and are adjusted for percent moisture, sample size and any dilutions.

Parameters	Results	Units	PQL	MDL	DF	Prepared	Analyzed	CAS No.	Qual
8260 MSV 5035A VOA									
Analytical Method: EPA 8260									
Initial Volume/Weight: 6.618 g Final Volume/Weight: 5 mL									
Pace Analytical Services - Indianapolis									
Acetone	<0.26	mg/kg	4.8	0.26	50		07/18/24 14:45	67-64-1	
Acrolein	<0.78	mg/kg	4.8	0.78	50		07/18/24 14:45	107-02-8	
Acrylonitrile	<0.081	mg/kg	4.8	0.081	50		07/18/24 14:45	107-13-1	
Benzene	<0.0082	mg/kg	0.24	0.0082	50		07/18/24 14:45	71-43-2	
Bromobenzene	<0.014	mg/kg	0.24	0.014	50		07/18/24 14:45	108-86-1	
Bromochloromethane	<0.017	mg/kg	0.24	0.017	50		07/18/24 14:45	74-97-5	
Bromodichloromethane	<0.015	mg/kg	0.24	0.015	50		07/18/24 14:45	75-27-4	
Bromoform	<0.088	mg/kg	0.24	0.088	50		07/18/24 14:45	75-25-2	
Bromomethane	<0.045	mg/kg	0.24	0.045	50		07/18/24 14:45	74-83-9	
2-Butanone (MEK)	<0.50	mg/kg	1.2	0.50	50		07/18/24 14:45	78-93-3	
n-Butylbenzene	0.62	mg/kg	0.24	0.018	50		07/18/24 14:45	104-51-8	
sec-Butylbenzene	0.50	mg/kg	0.24	0.012	50		07/18/24 14:45	135-98-8	
tert-Butylbenzene	0.030J	mg/kg	0.24	0.0092	50		07/18/24 14:45	98-06-6	
Carbon disulfide	<0.042	mg/kg	0.48	0.042	50		07/18/24 14:45	75-15-0	
Carbon tetrachloride	<0.067	mg/kg	0.24	0.067	50		07/18/24 14:45	56-23-5	
Chlorobenzene	<0.0099	mg/kg	0.24	0.0099	50		07/18/24 14:45	108-90-7	
Chloroethane	<0.044	mg/kg	0.24	0.044	50		07/18/24 14:45	75-00-3	
Chloroform	<0.13	mg/kg	0.24	0.13	50		07/18/24 14:45	67-66-3	
Chloromethane	<0.020	mg/kg	0.24	0.020	50		07/18/24 14:45	74-87-3	
2-Chlorotoluene	<0.011	mg/kg	0.24	0.011	50		07/18/24 14:45	95-49-8	
4-Chlorotoluene	<0.010	mg/kg	0.24	0.010	50		07/18/24 14:45	106-43-4	
Dibromochloromethane	<0.017	mg/kg	0.24	0.017	50		07/18/24 14:45	124-48-1	
1,2-Dibromoethane (EDB)	<0.019	mg/kg	0.24	0.019	50		07/18/24 14:45	106-93-4	
Dibromomethane	<0.053	mg/kg	0.24	0.053	50		07/18/24 14:45	74-95-3	
1,2-Dichlorobenzene	<0.014	mg/kg	0.24	0.014	50		07/18/24 14:45	95-50-1	
1,3-Dichlorobenzene	<0.013	mg/kg	0.24	0.013	50		07/18/24 14:45	541-73-1	
1,4-Dichlorobenzene	<0.014	mg/kg	0.24	0.014	50		07/18/24 14:45	106-46-7	
trans-1,4-Dichloro-2-butene	<0.12	mg/kg	4.8	0.12	50		07/18/24 14:45	110-57-6	
Dichlorodifluoromethane	<0.018	mg/kg	0.24	0.018	50		07/18/24 14:45	75-71-8	
1,1-Dichloroethane	<0.011	mg/kg	0.24	0.011	50		07/18/24 14:45	75-34-3	
1,2-Dichloroethane	<0.012	mg/kg	0.24	0.012	50		07/18/24 14:45	107-06-2	
1,1-Dichloroethene	<0.019	mg/kg	0.24	0.019	50		07/18/24 14:45	75-35-4	
cis-1,2-Dichloroethene	<0.016	mg/kg	0.24	0.016	50		07/18/24 14:45	156-59-2	
trans-1,2-Dichloroethene	<0.022	mg/kg	0.24	0.022	50		07/18/24 14:45	156-60-5	
1,2-Dichloropropane	<0.018	mg/kg	0.24	0.018	50		07/18/24 14:45	78-87-5	
1,3-Dichloropropane	<0.013	mg/kg	0.24	0.013	50		07/18/24 14:45	142-28-9	
2,2-Dichloropropane	<0.080	mg/kg	0.24	0.080	50		07/18/24 14:45	594-20-7	
1,1-Dichloropropene	<0.013	mg/kg	0.24	0.013	50		07/18/24 14:45	563-58-6	
cis-1,3-Dichloropropene	<0.042	mg/kg	0.24	0.042	50		07/18/24 14:45	10061-01-5	
trans-1,3-Dichloropropene	<0.054	mg/kg	0.24	0.054	50		07/18/24 14:45	10061-02-6	
Ethylbenzene	0.17J	mg/kg	0.24	0.012	50		07/18/24 14:45	100-41-4	
Ethyl methacrylate	<0.15	mg/kg	4.8	0.15	50		07/18/24 14:45	97-63-2	
Hexachloro-1,3-butadiene	<0.024	mg/kg	0.24	0.024	50		07/18/24 14:45	87-68-3	

REPORT OF LABORATORY ANALYSIS

This report shall not be reproduced, except in full,
without the written consent of Pace Analytical Services, LLC.



ANALYTICAL RESULTS

Project: 216 S. College Ave 24-199

Pace Project No.: 50377912

Sample: SP-9 10.5' Lab ID: 50377912004 Collected: 07/10/24 08:15 Received: 07/12/24 15:40 Matrix: Solid

Results reported on a "dry weight" basis and are adjusted for percent moisture, sample size and any dilutions.

Parameters	Results	Units	PQL	MDL	DF	Prepared	Analyzed	CAS No.	Qual
8260 MSV 5035A VOA									
Analytical Method: EPA 8260									
Initial Volume/Weight: 6.618 g Final Volume/Weight: 5 mL									
Pace Analytical Services - Indianapolis									
n-Hexane	11.6	mg/kg	0.24	0.024	50		07/18/24 14:45	110-54-3	
2-Hexanone	<0.10	mg/kg	4.8	0.10	50		07/18/24 14:45	591-78-6	
Iodomethane	<0.12	mg/kg	4.8	0.12	50		07/18/24 14:45	74-88-4	
Isopropylbenzene (Cumene)	0.83	mg/kg	0.24	0.011	50		07/18/24 14:45	98-82-8	
p-Isopropyltoluene	0.27	mg/kg	0.24	0.015	50		07/18/24 14:45	99-87-6	
Methylene Chloride	<0.59	mg/kg	0.95	0.59	50		07/18/24 14:45	75-09-2	
1-Methylnaphthalene	0.86	mg/kg	0.48	0.013	50		07/18/24 14:45	90-12-0	
2-Methylnaphthalene	1.5	mg/kg	0.48	0.13	50		07/18/24 14:45	91-57-6	
4-Methyl-2-pentanone (MIBK)	<0.12	mg/kg	1.2	0.12	50		07/18/24 14:45	108-10-1	
Methyl-tert-butyl ether	<0.012	mg/kg	0.24	0.012	50		07/18/24 14:45	1634-04-4	
Naphthalene	<0.091	mg/kg	0.24	0.091	50		07/18/24 14:45	91-20-3	
n-Propylbenzene	1.4	mg/kg	0.24	0.0099	50		07/18/24 14:45	103-65-1	
Styrene	<0.011	mg/kg	0.24	0.011	50		07/18/24 14:45	100-42-5	
1,1,1,2-Tetrachloroethane	<0.013	mg/kg	0.24	0.013	50		07/18/24 14:45	630-20-6	
1,1,2,2-Tetrachloroethane	<0.027	mg/kg	0.24	0.027	50		07/18/24 14:45	79-34-5	
Tetrachloroethene	<0.015	mg/kg	0.24	0.015	50		07/18/24 14:45	127-18-4	
Toluene	<0.022	mg/kg	0.24	0.022	50		07/18/24 14:45	108-88-3	
1,2,3-Trichlorobenzene	<0.042	mg/kg	0.24	0.042	50		07/18/24 14:45	87-61-6	
1,2,4-Trichlorobenzene	<0.037	mg/kg	0.24	0.037	50		07/18/24 14:45	120-82-1	
1,1,1-Trichloroethane	<0.017	mg/kg	0.24	0.017	50		07/18/24 14:45	71-55-6	
1,1,2-Trichloroethane	<0.044	mg/kg	0.24	0.044	50		07/18/24 14:45	79-00-5	
Trichloroethene	<0.019	mg/kg	0.24	0.019	50		07/18/24 14:45	79-01-6	
Trichlorofluoromethane	<0.019	mg/kg	0.24	0.019	50		07/18/24 14:45	75-69-4	
1,2,3-Trichloropropane	<0.061	mg/kg	0.24	0.061	50		07/18/24 14:45	96-18-4	
1,2,4-Trimethylbenzene	<0.033	mg/kg	0.24	0.033	50		07/18/24 14:45	95-63-6	
1,3,5-Trimethylbenzene	<0.012	mg/kg	0.24	0.012	50		07/18/24 14:45	108-67-8	
Vinyl acetate	<0.057	mg/kg	4.8	0.057	50		07/18/24 14:45	108-05-4	
Vinyl chloride	<0.052	mg/kg	0.24	0.052	50		07/18/24 14:45	75-01-4	
Xylene (Total)	0.14J	mg/kg	0.48	0.11	50		07/18/24 14:45	1330-20-7	
Surrogates									
Dibromofluoromethane (S)	93	%	75-135		50		07/18/24 14:45	1868-53-7	
Toluene-d8 (S)	121	%	65-148		50		07/18/24 14:45	2037-26-5	
4-Bromofluorobenzene (S)	106	%	63-132		50		07/18/24 14:45	460-00-4	

Percent Moisture

Analytical Method: SM 2540G

Pace Analytical Services - Indianapolis

Parameters	Results	Units	PQL	MDL	DF	Prepared	Analyzed	CAS No.	Qual
Percent Moisture	20.9	%	0.10	0.10	1		07/22/24 16:04		N2

REPORT OF LABORATORY ANALYSIS

This report shall not be reproduced, except in full,
without the written consent of Pace Analytical Services, LLC.



ANALYTICAL RESULTS

Project: 216 S. College Ave 24-199

Pace Project No.: 50377912

Sample: SP-6 11' Lab ID: 50377912005 Collected: 07/10/24 08:30 Received: 07/12/24 15:40 Matrix: Solid

Results reported on a "dry weight" basis and are adjusted for percent moisture, sample size and any dilutions.

Parameters	Results	Units	PQL	MDL	DF	Prepared	Analyzed	CAS No.	Qual
8260 MSV 5035A VOA									
Analytical Method: EPA 8260									
Initial Volume/Weight: 4.378 g Final Volume/Weight: 5 mL									
Pace Analytical Services - Indianapolis									
Acetone	<1.2	mg/kg	8.2	1.2	50		07/19/24 16:54	67-64-1	
Acrolein	<1.5	mg/kg	8.2	1.5	50		07/19/24 16:54	107-02-8	
Acrylonitrile	<0.15	mg/kg	8.2	0.15	50		07/19/24 16:54	107-13-1	
Benzene	<0.020	mg/kg	0.41	0.020	50		07/19/24 16:54	71-43-2	
Bromobenzene	<0.030	mg/kg	0.41	0.030	50		07/19/24 16:54	108-86-1	
Bromochloromethane	<0.033	mg/kg	0.41	0.033	50		07/19/24 16:54	74-97-5	
Bromodichloromethane	<0.031	mg/kg	0.41	0.031	50		07/19/24 16:54	75-27-4	
Bromoform	<0.033	mg/kg	0.41	0.033	50		07/19/24 16:54	75-25-2	
Bromomethane	<0.039	mg/kg	0.41	0.039	50		07/19/24 16:54	74-83-9	
2-Butanone (MEK)	<0.58	mg/kg	2.1	0.58	50		07/19/24 16:54	78-93-3	
n-Butylbenzene	<0.029	mg/kg	0.41	0.029	50		07/19/24 16:54	104-51-8	
sec-Butylbenzene	0.46	mg/kg	0.41	0.023	50		07/19/24 16:54	135-98-8	
tert-Butylbenzene	0.12J	mg/kg	0.41	0.021	50		07/19/24 16:54	98-06-6	
Carbon disulfide	<0.054	mg/kg	0.82	0.054	50		07/19/24 16:54	75-15-0	
Carbon tetrachloride	<0.024	mg/kg	0.41	0.024	50		07/19/24 16:54	56-23-5	
Chlorobenzene	<0.021	mg/kg	0.41	0.021	50		07/19/24 16:54	108-90-7	
Chloroethane	<0.057	mg/kg	0.41	0.057	50		07/19/24 16:54	75-00-3	
Chloroform	<0.18	mg/kg	0.41	0.18	50		07/19/24 16:54	67-66-3	
Chloromethane	<0.027	mg/kg	0.41	0.027	50		07/19/24 16:54	74-87-3	
2-Chlorotoluene	<0.025	mg/kg	0.41	0.025	50		07/19/24 16:54	95-49-8	
4-Chlorotoluene	<0.028	mg/kg	0.41	0.028	50		07/19/24 16:54	106-43-4	
Dibromochloromethane	<0.032	mg/kg	0.41	0.032	50		07/19/24 16:54	124-48-1	
1,2-Dibromoethane (EDB)	<0.054	mg/kg	0.41	0.054	50		07/19/24 16:54	106-93-4	
Dibromomethane	<0.049	mg/kg	0.41	0.049	50		07/19/24 16:54	74-95-3	
1,2-Dichlorobenzene	<0.026	mg/kg	0.41	0.026	50		07/19/24 16:54	95-50-1	
1,3-Dichlorobenzene	<0.027	mg/kg	0.41	0.027	50		07/19/24 16:54	541-73-1	
1,4-Dichlorobenzene	<0.028	mg/kg	0.41	0.028	50		07/19/24 16:54	106-46-7	
trans-1,4-Dichloro-2-butene	<0.18	mg/kg	8.2	0.18	50		07/19/24 16:54	110-57-6	
Dichlorodifluoromethane	<0.027	mg/kg	0.41	0.027	50		07/19/24 16:54	75-71-8	
1,1-Dichloroethane	<0.018	mg/kg	0.41	0.018	50		07/19/24 16:54	75-34-3	
1,2-Dichloroethane	<0.021	mg/kg	0.41	0.021	50		07/19/24 16:54	107-06-2	
1,1-Dichloroethene	<0.031	mg/kg	0.41	0.031	50		07/19/24 16:54	75-35-4	
cis-1,2-Dichloroethene	<0.028	mg/kg	0.41	0.028	50		07/19/24 16:54	156-59-2	
trans-1,2-Dichloroethene	<0.042	mg/kg	0.41	0.042	50		07/19/24 16:54	156-60-5	
1,2-Dichloropropane	<0.038	mg/kg	0.41	0.038	50		07/19/24 16:54	78-87-5	
1,3-Dichloropropane	<0.024	mg/kg	0.41	0.024	50		07/19/24 16:54	142-28-9	
2,2-Dichloropropane	<0.14	mg/kg	0.41	0.14	50		07/19/24 16:54	594-20-7	
1,1-Dichloropropene	<0.020	mg/kg	0.41	0.020	50		07/19/24 16:54	563-58-6	
cis-1,3-Dichloropropene	<0.022	mg/kg	0.41	0.022	50		07/19/24 16:54	10061-01-5	
trans-1,3-Dichloropropene	<0.086	mg/kg	0.41	0.086	50		07/19/24 16:54	10061-02-6	
Ethylbenzene	<0.020	mg/kg	0.41	0.020	50		07/19/24 16:54	100-41-4	
Ethyl methacrylate	<0.23	mg/kg	8.2	0.23	50		07/19/24 16:54	97-63-2	
Hexachloro-1,3-butadiene	<0.027	mg/kg	0.41	0.027	50		07/19/24 16:54	87-68-3	

REPORT OF LABORATORY ANALYSIS

This report shall not be reproduced, except in full,
without the written consent of Pace Analytical Services, LLC.



ANALYTICAL RESULTS

Project: 216 S. College Ave 24-199

Pace Project No.: 50377912

Sample: SP-6 11' Lab ID: 50377912005 Collected: 07/10/24 08:30 Received: 07/12/24 15:40 Matrix: Solid

Results reported on a "dry weight" basis and are adjusted for percent moisture, sample size and any dilutions.

Parameters	Results	Units	PQL	MDL	DF	Prepared	Analyzed	CAS No.	Qual
8260 MSV 5035A VOA									
Analytical Method: EPA 8260									
Initial Volume/Weight: 4.378 g Final Volume/Weight: 5 mL									
Pace Analytical Services - Indianapolis									
n-Hexane	<0.045	mg/kg	0.41	0.045	50		07/19/24 16:54	110-54-3	
2-Hexanone	<0.19	mg/kg	8.2	0.19	50		07/19/24 16:54	591-78-6	
Iodomethane	<0.039	mg/kg	8.2	0.039	50		07/19/24 16:54	74-88-4	
Isopropylbenzene (Cumene)	<0.026	mg/kg	0.41	0.026	50		07/19/24 16:54	98-82-8	
p-Isopropyltoluene	<0.025	mg/kg	0.41	0.025	50		07/19/24 16:54	99-87-6	
Methylene Chloride	<0.95	mg/kg	1.6	0.95	50		07/19/24 16:54	75-09-2	
1-Methylnaphthalene	<0.17	mg/kg	0.82	0.17	50		07/19/24 16:54	90-12-0	
2-Methylnaphthalene	<0.17	mg/kg	0.82	0.17	50		07/19/24 16:54	91-57-6	
4-Methyl-2-pentanone (MIBK)	<0.14	mg/kg	2.1	0.14	50		07/19/24 16:54	108-10-1	
Methyl-tert-butyl ether	<0.020	mg/kg	0.41	0.020	50		07/19/24 16:54	1634-04-4	
Naphthalene	<0.072	mg/kg	0.41	0.072	50		07/19/24 16:54	91-20-3	
n-Propylbenzene	<0.023	mg/kg	0.41	0.023	50		07/19/24 16:54	103-65-1	
Styrene	<0.027	mg/kg	0.41	0.027	50		07/19/24 16:54	100-42-5	
1,1,1,2-Tetrachloroethane	<0.027	mg/kg	0.41	0.027	50		07/19/24 16:54	630-20-6	
1,1,2,2-Tetrachloroethane	<0.055	mg/kg	0.41	0.055	50		07/19/24 16:54	79-34-5	
Tetrachloroethene	<0.023	mg/kg	0.41	0.023	50		07/19/24 16:54	127-18-4	
Toluene	<0.11	mg/kg	0.41	0.11	50		07/19/24 16:54	108-88-3	
1,2,3-Trichlorobenzene	<0.049	mg/kg	0.41	0.049	50		07/19/24 16:54	87-61-6	
1,2,4-Trichlorobenzene	<0.045	mg/kg	0.41	0.045	50		07/19/24 16:54	120-82-1	
1,1,1-Trichloroethane	<0.025	mg/kg	0.41	0.025	50		07/19/24 16:54	71-55-6	
1,1,2-Trichloroethane	<0.057	mg/kg	0.41	0.057	50		07/19/24 16:54	79-00-5	
Trichloroethene	<0.044	mg/kg	0.41	0.044	50		07/19/24 16:54	79-01-6	
Trichlorofluoromethane	<0.029	mg/kg	0.41	0.029	50		07/19/24 16:54	75-69-4	
1,2,3-Trichloropropane	<0.14	mg/kg	0.41	0.14	50		07/19/24 16:54	96-18-4	
1,2,4-Trimethylbenzene	<0.021	mg/kg	0.41	0.021	50		07/19/24 16:54	95-63-6	
1,3,5-Trimethylbenzene	<0.023	mg/kg	0.41	0.023	50		07/19/24 16:54	108-67-8	
Vinyl acetate	<0.085	mg/kg	8.2	0.085	50		07/19/24 16:54	108-05-4	
Vinyl chloride	<0.021	mg/kg	0.41	0.021	50		07/19/24 16:54	75-01-4	
Xylene (Total)	<0.055	mg/kg	0.82	0.055	50		07/19/24 16:54	1330-20-7	
Surrogates									
Dibromofluoromethane (S)	95	%	75-135		50		07/19/24 16:54	1868-53-7	D3
Toluene-d8 (S)	102	%	65-148		50		07/19/24 16:54	2037-26-5	
4-Bromofluorobenzene (S)	107	%	63-132		50		07/19/24 16:54	460-00-4	

Percent Moisture

Analytical Method: SM 2540G

Pace Analytical Services - Indianapolis

Percent Moisture	30.6	%	0.10	0.10	1		07/22/24 16:04		N2
------------------	------	---	------	------	---	--	----------------	--	----

REPORT OF LABORATORY ANALYSIS

This report shall not be reproduced, except in full,
without the written consent of Pace Analytical Services, LLC.



ANALYTICAL RESULTS

Project: 216 S. College Ave 24-199

Pace Project No.: 50377912

Sample: SP-7 7 Lab ID: 50377912006 Collected: 07/10/24 08:50 Received: 07/12/24 15:40 Matrix: Solid

Results reported on a "dry weight" basis and are adjusted for percent moisture, sample size and any dilutions.

Parameters	Results	Units	PQL	MDL	DF	Prepared	Analyzed	CAS No.	Qual
8260 MSV 5035A VOA									
Analytical Method: EPA 8260									
Initial Volume/Weight: 6.076 g Final Volume/Weight: 5 mL									
Pace Analytical Services - Indianapolis									
Acetone	<0.56	mg/kg	10.2	0.56	100		07/18/24 15:46	67-64-1	
Acrolein	<1.7	mg/kg	10.2	1.7	100		07/18/24 15:46	107-02-8	
Acrylonitrile	<0.17	mg/kg	10.2	0.17	100		07/18/24 15:46	107-13-1	
Benzene	<0.018	mg/kg	0.51	0.018	100		07/18/24 15:46	71-43-2	
Bromobenzene	<0.030	mg/kg	0.51	0.030	100		07/18/24 15:46	108-86-1	
Bromochloromethane	<0.036	mg/kg	0.51	0.036	100		07/18/24 15:46	74-97-5	
Bromodichloromethane	<0.031	mg/kg	0.51	0.031	100		07/18/24 15:46	75-27-4	
Bromoform	<0.19	mg/kg	0.51	0.19	100		07/18/24 15:46	75-25-2	
Bromomethane	<0.096	mg/kg	0.51	0.096	100		07/18/24 15:46	74-83-9	
2-Butanone (MEK)	<1.1	mg/kg	2.6	1.1	100		07/18/24 15:46	78-93-3	
n-Butylbenzene	0.99	mg/kg	0.51	0.039	100		07/18/24 15:46	104-51-8	
sec-Butylbenzene	1.6	mg/kg	0.51	0.026	100		07/18/24 15:46	135-98-8	
tert-Butylbenzene	0.080J	mg/kg	0.51	0.020	100		07/18/24 15:46	98-06-6	
Carbon disulfide	<0.089	mg/kg	1.0	0.089	100		07/18/24 15:46	75-15-0	
Carbon tetrachloride	<0.14	mg/kg	0.51	0.14	100		07/18/24 15:46	56-23-5	
Chlorobenzene	<0.021	mg/kg	0.51	0.021	100		07/18/24 15:46	108-90-7	
Chloroethane	<0.094	mg/kg	0.51	0.094	100		07/18/24 15:46	75-00-3	
Chloroform	<0.28	mg/kg	0.51	0.28	100		07/18/24 15:46	67-66-3	
Chloromethane	<0.044	mg/kg	0.51	0.044	100		07/18/24 15:46	74-87-3	
2-Chlorotoluene	<0.023	mg/kg	0.51	0.023	100		07/18/24 15:46	95-49-8	
4-Chlorotoluene	<0.022	mg/kg	0.51	0.022	100		07/18/24 15:46	106-43-4	
Dibromochloromethane	<0.037	mg/kg	0.51	0.037	100		07/18/24 15:46	124-48-1	
1,2-Dibromoethane (EDB)	<0.041	mg/kg	0.51	0.041	100		07/18/24 15:46	106-93-4	
Dibromomethane	<0.11	mg/kg	0.51	0.11	100		07/18/24 15:46	74-95-3	
1,2-Dichlorobenzene	<0.030	mg/kg	0.51	0.030	100		07/18/24 15:46	95-50-1	
1,3-Dichlorobenzene	<0.029	mg/kg	0.51	0.029	100		07/18/24 15:46	541-73-1	
1,4-Dichlorobenzene	<0.031	mg/kg	0.51	0.031	100		07/18/24 15:46	106-46-7	
trans-1,4-Dichloro-2-butene	<0.26	mg/kg	10.2	0.26	100		07/18/24 15:46	110-57-6	
Dichlorodifluoromethane	<0.038	mg/kg	0.51	0.038	100		07/18/24 15:46	75-71-8	
1,1-Dichloroethane	<0.023	mg/kg	0.51	0.023	100		07/18/24 15:46	75-34-3	
1,2-Dichloroethane	<0.026	mg/kg	0.51	0.026	100		07/18/24 15:46	107-06-2	
1,1-Dichloroethene	<0.041	mg/kg	0.51	0.041	100		07/18/24 15:46	75-35-4	
cis-1,2-Dichloroethene	<0.034	mg/kg	0.51	0.034	100		07/18/24 15:46	156-59-2	
trans-1,2-Dichloroethene	<0.047	mg/kg	0.51	0.047	100		07/18/24 15:46	156-60-5	
1,2-Dichloropropane	<0.040	mg/kg	0.51	0.040	100		07/18/24 15:46	78-87-5	
1,3-Dichloropropane	<0.027	mg/kg	0.51	0.027	100		07/18/24 15:46	142-28-9	
2,2-Dichloropropane	<0.17	mg/kg	0.51	0.17	100		07/18/24 15:46	594-20-7	
1,1-Dichloropropene	<0.027	mg/kg	0.51	0.027	100		07/18/24 15:46	563-58-6	
cis-1,3-Dichloropropene	<0.090	mg/kg	0.51	0.090	100		07/18/24 15:46	10061-01-5	
trans-1,3-Dichloropropene	<0.12	mg/kg	0.51	0.12	100		07/18/24 15:46	10061-02-6	
Ethylbenzene	<0.026	mg/kg	0.51	0.026	100		07/18/24 15:46	100-41-4	
Ethyl methacrylate	<0.31	mg/kg	10.2	0.31	100		07/18/24 15:46	97-63-2	
Hexachloro-1,3-butadiene	<0.051	mg/kg	0.51	0.051	100		07/18/24 15:46	87-68-3	

REPORT OF LABORATORY ANALYSIS

This report shall not be reproduced, except in full,
without the written consent of Pace Analytical Services, LLC.



ANALYTICAL RESULTS

Project: 216 S. College Ave 24-199

Pace Project No.: 50377912

Sample: **SP-7 7'** Lab ID: **50377912006** Collected: 07/10/24 08:50 Received: 07/12/24 15:40 Matrix: Solid

Results reported on a "dry weight" basis and are adjusted for percent moisture, sample size and any dilutions.

Parameters	Results	Units	PQL	MDL	DF	Prepared	Analyzed	CAS No.	Qual
8260 MSV 5035A VOA									
Analytical Method: EPA 8260									
Initial Volume/Weight: 6.076 g Final Volume/Weight: 5 mL									
Pace Analytical Services - Indianapolis									
n-Hexane	1.9	mg/kg	0.51	0.050	100		07/18/24 15:46	110-54-3	
2-Hexanone	<0.22	mg/kg	10.2	0.22	100		07/18/24 15:46	591-78-6	
Iodomethane	<0.27	mg/kg	10.2	0.27	100		07/18/24 15:46	74-88-4	
Isopropylbenzene (Cumene)	1.9	mg/kg	0.51	0.024	100		07/18/24 15:46	98-82-8	
p-Isopropyltoluene	0.26J	mg/kg	0.51	0.032	100		07/18/24 15:46	99-87-6	
Methylene Chloride	<1.3	mg/kg	2.0	1.3	100		07/18/24 15:46	75-09-2	
1-Methylnaphthalene	1.4	mg/kg	1.0	0.028	100		07/18/24 15:46	90-12-0	
2-Methylnaphthalene	1.7	mg/kg	1.0	0.28	100		07/18/24 15:46	91-57-6	
4-Methyl-2-pentanone (MIBK)	<0.27	mg/kg	2.6	0.27	100		07/18/24 15:46	108-10-1	
Methyl-tert-butyl ether	<0.026	mg/kg	0.51	0.026	100		07/18/24 15:46	1634-04-4	
Naphthalene	<0.19	mg/kg	0.51	0.19	100		07/18/24 15:46	91-20-3	
n-Propylbenzene	3.0	mg/kg	0.51	0.021	100		07/18/24 15:46	103-65-1	
Styrene	<0.024	mg/kg	0.51	0.024	100		07/18/24 15:46	100-42-5	
1,1,1,2-Tetrachloroethane	<0.027	mg/kg	0.51	0.027	100		07/18/24 15:46	630-20-6	
1,1,2,2-Tetrachloroethane	<0.057	mg/kg	0.51	0.057	100		07/18/24 15:46	79-34-5	
Tetrachloroethene	<0.032	mg/kg	0.51	0.032	100		07/18/24 15:46	127-18-4	
Toluene	<0.047	mg/kg	0.51	0.047	100		07/18/24 15:46	108-88-3	
1,2,3-Trichlorobenzene	<0.089	mg/kg	0.51	0.089	100		07/18/24 15:46	87-61-6	
1,2,4-Trichlorobenzene	<0.079	mg/kg	0.51	0.079	100		07/18/24 15:46	120-82-1	
1,1,1-Trichloroethane	<0.036	mg/kg	0.51	0.036	100		07/18/24 15:46	71-55-6	
1,1,2-Trichloroethane	<0.095	mg/kg	0.51	0.095	100		07/18/24 15:46	79-00-5	
Trichloroethene	<0.040	mg/kg	0.51	0.040	100		07/18/24 15:46	79-01-6	
Trichlorofluoromethane	<0.040	mg/kg	0.51	0.040	100		07/18/24 15:46	75-69-4	
1,2,3-Trichloropropane	<0.13	mg/kg	0.51	0.13	100		07/18/24 15:46	96-18-4	
1,2,4-Trimethylbenzene	<0.071	mg/kg	0.51	0.071	100		07/18/24 15:46	95-63-6	
1,3,5-Trimethylbenzene	<0.027	mg/kg	0.51	0.027	100		07/18/24 15:46	108-67-8	
Vinyl acetate	<0.12	mg/kg	10.2	0.12	100		07/18/24 15:46	108-05-4	
Vinyl chloride	<0.11	mg/kg	0.51	0.11	100		07/18/24 15:46	75-01-4	
Xylene (Total)	<0.22	mg/kg	1.0	0.22	100		07/18/24 15:46	1330-20-7	
Surrogates									
Dibromofluoromethane (S)	91	%	75-135		100		07/18/24 15:46	1868-53-7	
Toluene-d8 (S)	122	%	65-148		100		07/18/24 15:46	2037-26-5	
4-Bromofluorobenzene (S)	107	%	63-132		100		07/18/24 15:46	460-00-4	

Percent Moisture

Analytical Method: SM 2540G
Pace Analytical Services - Indianapolis

Percent Moisture	19.4	%	0.10	0.10	1		07/22/24 16:04		N2
------------------	------	---	------	------	---	--	----------------	--	----

REPORT OF LABORATORY ANALYSIS

This report shall not be reproduced, except in full, without the written consent of Pace Analytical Services, LLC.



ANALYTICAL RESULTS

Project: 216 S. College Ave 24-199

Pace Project No.: 50377912

Sample: SP-7 7' DUP Lab ID: 50377912007 Collected: 07/10/24 08:50 Received: 07/12/24 15:40 Matrix: Solid

Results reported on a "dry weight" basis and are adjusted for percent moisture, sample size and any dilutions.

Parameters	Results	Units	PQL	MDL	DF	Prepared	Analyzed	CAS No.	Qual
8260 MSV 5035A VOA									
Analytical Method: EPA 8260									
Initial Volume/Weight: 5.245 g Final Volume/Weight: 5 mL									
Pace Analytical Services - Indianapolis									
Acetone	<0.32	mg/kg	6.0	0.32	50		07/18/24 16:16	67-64-1	
Acrolein	<0.98	mg/kg	6.0	0.98	50		07/18/24 16:16	107-02-8	
Acrylonitrile	<0.10	mg/kg	6.0	0.10	50		07/18/24 16:16	107-13-1	
Benzene	<0.010	mg/kg	0.30	0.010	50		07/18/24 16:16	71-43-2	
Bromobenzene	<0.018	mg/kg	0.30	0.018	50		07/18/24 16:16	108-86-1	
Bromochloromethane	<0.021	mg/kg	0.30	0.021	50		07/18/24 16:16	74-97-5	
Bromodichloromethane	<0.018	mg/kg	0.30	0.018	50		07/18/24 16:16	75-27-4	
Bromoform	<0.11	mg/kg	0.30	0.11	50		07/18/24 16:16	75-25-2	
Bromomethane	<0.056	mg/kg	0.30	0.056	50		07/18/24 16:16	74-83-9	
2-Butanone (MEK)	<0.62	mg/kg	1.5	0.62	50		07/18/24 16:16	78-93-3	
n-Butylbenzene	1.2	mg/kg	0.30	0.023	50		07/18/24 16:16	104-51-8	
sec-Butylbenzene	1.8	mg/kg	0.30	0.015	50		07/18/24 16:16	135-98-8	
tert-Butylbenzene	0.086J	mg/kg	0.30	0.011	50		07/18/24 16:16	98-06-6	
Carbon disulfide	<0.052	mg/kg	0.60	0.052	50		07/18/24 16:16	75-15-0	
Carbon tetrachloride	<0.084	mg/kg	0.30	0.084	50		07/18/24 16:16	56-23-5	
Chlorobenzene	<0.012	mg/kg	0.30	0.012	50		07/18/24 16:16	108-90-7	
Chloroethane	<0.055	mg/kg	0.30	0.055	50		07/18/24 16:16	75-00-3	
Chloroform	<0.16	mg/kg	0.30	0.16	50		07/18/24 16:16	67-66-3	
Chloromethane	<0.026	mg/kg	0.30	0.026	50		07/18/24 16:16	74-87-3	
2-Chlorotoluene	<0.014	mg/kg	0.30	0.014	50		07/18/24 16:16	95-49-8	
4-Chlorotoluene	<0.013	mg/kg	0.30	0.013	50		07/18/24 16:16	106-43-4	
Dibromochloromethane	<0.021	mg/kg	0.30	0.021	50		07/18/24 16:16	124-48-1	
1,2-Dibromoethane (EDB)	<0.024	mg/kg	0.30	0.024	50		07/18/24 16:16	106-93-4	
Dibromomethane	<0.066	mg/kg	0.30	0.066	50		07/18/24 16:16	74-95-3	
1,2-Dichlorobenzene	<0.017	mg/kg	0.30	0.017	50		07/18/24 16:16	95-50-1	
1,3-Dichlorobenzene	<0.017	mg/kg	0.30	0.017	50		07/18/24 16:16	541-73-1	
1,4-Dichlorobenzene	<0.018	mg/kg	0.30	0.018	50		07/18/24 16:16	106-46-7	
trans-1,4-Dichloro-2-butene	<0.15	mg/kg	6.0	0.15	50		07/18/24 16:16	110-57-6	
Dichlorodifluoromethane	<0.022	mg/kg	0.30	0.022	50		07/18/24 16:16	75-71-8	
1,1-Dichloroethane	<0.013	mg/kg	0.30	0.013	50		07/18/24 16:16	75-34-3	
1,2-Dichloroethane	<0.015	mg/kg	0.30	0.015	50		07/18/24 16:16	107-06-2	
1,1-Dichloroethene	<0.024	mg/kg	0.30	0.024	50		07/18/24 16:16	75-35-4	
cis-1,2-Dichloroethene	<0.020	mg/kg	0.30	0.020	50		07/18/24 16:16	156-59-2	
trans-1,2-Dichloroethene	<0.027	mg/kg	0.30	0.027	50		07/18/24 16:16	156-60-5	
1,2-Dichloropropane	<0.023	mg/kg	0.30	0.023	50		07/18/24 16:16	78-87-5	
1,3-Dichloropropane	<0.016	mg/kg	0.30	0.016	50		07/18/24 16:16	142-28-9	
2,2-Dichloropropane	<0.10	mg/kg	0.30	0.10	50		07/18/24 16:16	594-20-7	
1,1-Dichloropropene	<0.016	mg/kg	0.30	0.016	50		07/18/24 16:16	563-58-6	
cis-1,3-Dichloropropene	<0.052	mg/kg	0.30	0.052	50		07/18/24 16:16	10061-01-5	
trans-1,3-Dichloropropene	<0.068	mg/kg	0.30	0.068	50		07/18/24 16:16	10061-02-6	
Ethylbenzene	<0.015	mg/kg	0.30	0.015	50		07/18/24 16:16	100-41-4	
Ethyl methacrylate	<0.18	mg/kg	6.0	0.18	50		07/18/24 16:16	97-63-2	
Hexachloro-1,3-butadiene	<0.030	mg/kg	0.30	0.030	50		07/18/24 16:16	87-68-3	

REPORT OF LABORATORY ANALYSIS

This report shall not be reproduced, except in full,
without the written consent of Pace Analytical Services, LLC.



ANALYTICAL RESULTS

Project: 216 S. College Ave 24-199

Pace Project No.: 50377912

Sample: SP-7 7' DUP Lab ID: 50377912007 Collected: 07/10/24 08:50 Received: 07/12/24 15:40 Matrix: Solid

Results reported on a "dry weight" basis and are adjusted for percent moisture, sample size and any dilutions.

Parameters	Results	Units	PQL	MDL	DF	Prepared	Analyzed	CAS No.	Qual
8260 MSV 5035A VOA									
Analytical Method: EPA 8260									
Initial Volume/Weight: 5.245 g Final Volume/Weight: 5 mL									
Pace Analytical Services - Indianapolis									
n-Hexane	2.8	mg/kg	0.30	0.029	50		07/18/24 16:16	110-54-3	
2-Hexanone	<0.13	mg/kg	6.0	0.13	50		07/18/24 16:16	591-78-6	
Iodomethane	<0.16	mg/kg	6.0	0.16	50		07/18/24 16:16	74-88-4	
Isopropylbenzene (Cumene)	2.1	mg/kg	0.30	0.014	50		07/18/24 16:16	98-82-8	
p-Isopropyltoluene	0.31	mg/kg	0.30	0.019	50		07/18/24 16:16	99-87-6	
Methylene Chloride	<0.73	mg/kg	1.2	0.73	50		07/18/24 16:16	75-09-2	
1-Methylnaphthalene	1.4	mg/kg	0.60	0.017	50		07/18/24 16:16	90-12-0	
2-Methylnaphthalene	1.9	mg/kg	0.60	0.17	50		07/18/24 16:16	91-57-6	
4-Methyl-2-pentanone (MIBK)	<0.16	mg/kg	1.5	0.16	50		07/18/24 16:16	108-10-1	
Methyl-tert-butyl ether	<0.015	mg/kg	0.30	0.015	50		07/18/24 16:16	1634-04-4	
Naphthalene	<0.11	mg/kg	0.30	0.11	50		07/18/24 16:16	91-20-3	
n-Propylbenzene	3.5	mg/kg	0.30	0.012	50		07/18/24 16:16	103-65-1	
Styrene	<0.014	mg/kg	0.30	0.014	50		07/18/24 16:16	100-42-5	
1,1,1,2-Tetrachloroethane	<0.016	mg/kg	0.30	0.016	50		07/18/24 16:16	630-20-6	
1,1,2,2-Tetrachloroethane	<0.033	mg/kg	0.30	0.033	50		07/18/24 16:16	79-34-5	
Tetrachloroethene	<0.019	mg/kg	0.30	0.019	50		07/18/24 16:16	127-18-4	
Toluene	<0.027	mg/kg	0.30	0.027	50		07/18/24 16:16	108-88-3	
1,2,3-Trichlorobenzene	<0.052	mg/kg	0.30	0.052	50		07/18/24 16:16	87-61-6	
1,2,4-Trichlorobenzene	<0.046	mg/kg	0.30	0.046	50		07/18/24 16:16	120-82-1	
1,1,1-Trichloroethane	<0.021	mg/kg	0.30	0.021	50		07/18/24 16:16	71-55-6	
1,1,2-Trichloroethane	<0.055	mg/kg	0.30	0.055	50		07/18/24 16:16	79-00-5	
Trichloroethene	<0.023	mg/kg	0.30	0.023	50		07/18/24 16:16	79-01-6	
Trichlorofluoromethane	<0.024	mg/kg	0.30	0.024	50		07/18/24 16:16	75-69-4	
1,2,3-Trichloropropane	<0.076	mg/kg	0.30	0.076	50		07/18/24 16:16	96-18-4	
1,2,4-Trimethylbenzene	<0.042	mg/kg	0.30	0.042	50		07/18/24 16:16	95-63-6	
1,3,5-Trimethylbenzene	<0.016	mg/kg	0.30	0.016	50		07/18/24 16:16	108-67-8	
Vinyl acetate	<0.071	mg/kg	6.0	0.071	50		07/18/24 16:16	108-05-4	
Vinyl chloride	<0.064	mg/kg	0.30	0.064	50		07/18/24 16:16	75-01-4	
Xylene (Total)	<0.13	mg/kg	0.60	0.13	50		07/18/24 16:16	1330-20-7	
Surrogates									
Dibromofluoromethane (S)	92	%	75-135		50		07/18/24 16:16	1868-53-7	
Toluene-d8 (S)	140	%	65-148		50		07/18/24 16:16	2037-26-5	
4-Bromofluorobenzene (S)	122	%	63-132		50		07/18/24 16:16	460-00-4	

Percent Moisture

Analytical Method: SM 2540G

Pace Analytical Services - Indianapolis

Percent Moisture	20.2	%	0.10	0.10	1		07/22/24 16:04		N2
------------------	------	---	------	------	---	--	----------------	--	----

REPORT OF LABORATORY ANALYSIS

This report shall not be reproduced, except in full,
without the written consent of Pace Analytical Services, LLC.



ANALYTICAL RESULTS

Project: 216 S. College Ave 24-199

Pace Project No.: 50377912

Sample: SP-11 7' Lab ID: 50377912008 Collected: 07/10/24 09:25 Received: 07/12/24 15:40 Matrix: Solid

Results reported on a "dry weight" basis and are adjusted for percent moisture, sample size and any dilutions.

Parameters	Results	Units	PQL	MDL	DF	Prepared	Analyzed	CAS No.	Qual
8260 MSV 5035A VOA									
Analytical Method: EPA 8260									
Initial Volume/Weight: 5.639 g Final Volume/Weight: 5 mL									
Pace Analytical Services - Indianapolis									
Acetone	<0.30	mg/kg	5.5	0.30	50		07/19/24 01:23	67-64-1	
Acrolein	<0.90	mg/kg	5.5	0.90	50		07/19/24 01:23	107-02-8	
Acrylonitrile	<0.093	mg/kg	5.5	0.093	50		07/19/24 01:23	107-13-1	
Benzene	<0.0094	mg/kg	0.27	0.0094	50		07/19/24 01:23	71-43-2	
Bromobenzene	<0.016	mg/kg	0.27	0.016	50		07/19/24 01:23	108-86-1	
Bromochloromethane	<0.019	mg/kg	0.27	0.019	50		07/19/24 01:23	74-97-5	
Bromodichloromethane	<0.017	mg/kg	0.27	0.017	50		07/19/24 01:23	75-27-4	
Bromoform	<0.10	mg/kg	0.27	0.10	50		07/19/24 01:23	75-25-2	
Bromomethane	<0.051	mg/kg	0.27	0.051	50		07/19/24 01:23	74-83-9	
2-Butanone (MEK)	<0.57	mg/kg	1.4	0.57	50		07/19/24 01:23	78-93-3	
n-Butylbenzene	1.6	mg/kg	0.27	0.021	50		07/19/24 01:23	104-51-8	
sec-Butylbenzene	1.2	mg/kg	0.27	0.014	50		07/19/24 01:23	135-98-8	
tert-Butylbenzene	0.069J	mg/kg	0.27	0.010	50		07/19/24 01:23	98-06-6	
Carbon disulfide	<0.048	mg/kg	0.55	0.048	50		07/19/24 01:23	75-15-0	
Carbon tetrachloride	<0.077	mg/kg	0.27	0.077	50		07/19/24 01:23	56-23-5	
Chlorobenzene	<0.011	mg/kg	0.27	0.011	50		07/19/24 01:23	108-90-7	
Chloroethane	<0.050	mg/kg	0.27	0.050	50		07/19/24 01:23	75-00-3	
Chloroform	<0.15	mg/kg	0.27	0.15	50		07/19/24 01:23	67-66-3	
Chloromethane	<0.023	mg/kg	0.27	0.023	50		07/19/24 01:23	74-87-3	
2-Chlorotoluene	<0.013	mg/kg	0.27	0.013	50		07/19/24 01:23	95-49-8	
4-Chlorotoluene	<0.012	mg/kg	0.27	0.012	50		07/19/24 01:23	106-43-4	
Dibromochloromethane	<0.020	mg/kg	0.27	0.020	50		07/19/24 01:23	124-48-1	
1,2-Dibromoethane (EDB)	<0.022	mg/kg	0.27	0.022	50		07/19/24 01:23	106-93-4	
Dibromomethane	<0.060	mg/kg	0.27	0.060	50		07/19/24 01:23	74-95-3	
1,2-Dichlorobenzene	<0.016	mg/kg	0.27	0.016	50		07/19/24 01:23	95-50-1	
1,3-Dichlorobenzene	<0.015	mg/kg	0.27	0.015	50		07/19/24 01:23	541-73-1	
1,4-Dichlorobenzene	<0.016	mg/kg	0.27	0.016	50		07/19/24 01:23	106-46-7	
trans-1,4-Dichloro-2-butene	<0.14	mg/kg	5.5	0.14	50		07/19/24 01:23	110-57-6	
Dichlorodifluoromethane	<0.020	mg/kg	0.27	0.020	50		07/19/24 01:23	75-71-8	
1,1-Dichloroethane	<0.012	mg/kg	0.27	0.012	50		07/19/24 01:23	75-34-3	
1,2-Dichloroethane	<0.014	mg/kg	0.27	0.014	50		07/19/24 01:23	107-06-2	
1,1-Dichloroethene	<0.022	mg/kg	0.27	0.022	50		07/19/24 01:23	75-35-4	
cis-1,2-Dichloroethene	<0.018	mg/kg	0.27	0.018	50		07/19/24 01:23	156-59-2	
trans-1,2-Dichloroethene	<0.025	mg/kg	0.27	0.025	50		07/19/24 01:23	156-60-5	
1,2-Dichloropropane	<0.021	mg/kg	0.27	0.021	50		07/19/24 01:23	78-87-5	
1,3-Dichloropropane	<0.014	mg/kg	0.27	0.014	50		07/19/24 01:23	142-28-9	
2,2-Dichloropropane	<0.091	mg/kg	0.27	0.091	50		07/19/24 01:23	594-20-7	
1,1-Dichloropropene	<0.014	mg/kg	0.27	0.014	50		07/19/24 01:23	563-58-6	
cis-1,3-Dichloropropene	<0.048	mg/kg	0.27	0.048	50		07/19/24 01:23	10061-01-5	
trans-1,3-Dichloropropene	<0.062	mg/kg	0.27	0.062	50		07/19/24 01:23	10061-02-6	
Ethylbenzene	<0.014	mg/kg	0.27	0.014	50		07/19/24 01:23	100-41-4	
Ethyl methacrylate	<0.17	mg/kg	5.5	0.17	50		07/19/24 01:23	97-63-2	
Hexachloro-1,3-butadiene	<0.027	mg/kg	0.27	0.027	50		07/19/24 01:23	87-68-3	

REPORT OF LABORATORY ANALYSIS

This report shall not be reproduced, except in full,
without the written consent of Pace Analytical Services, LLC.



ANALYTICAL RESULTS

Project: 216 S. College Ave 24-199

Pace Project No.: 50377912

Sample: SP-11 7' Lab ID: 50377912008 Collected: 07/10/24 09:25 Received: 07/12/24 15:40 Matrix: Solid

Results reported on a "dry weight" basis and are adjusted for percent moisture, sample size and any dilutions.

Parameters	Results	Units	PQL	MDL	DF	Prepared	Analyzed	CAS No.	Qual
8260 MSV 5035A VOA									
Analytical Method: EPA 8260									
Initial Volume/Weight: 5.639 g Final Volume/Weight: 5 mL									
Pace Analytical Services - Indianapolis									
n-Hexane	0.52	mg/kg	0.27	0.027	50		07/19/24 01:23	110-54-3	
2-Hexanone	<0.12	mg/kg	5.5	0.12	50		07/19/24 01:23	591-78-6	
Iodomethane	<0.14	mg/kg	5.5	0.14	50		07/19/24 01:23	74-88-4	
Isopropylbenzene (Cumene)	1.0	mg/kg	0.27	0.013	50		07/19/24 01:23	98-82-8	
p-Isopropyltoluene	0.95	mg/kg	0.27	0.017	50		07/19/24 01:23	99-87-6	
Methylene Chloride	<0.67	mg/kg	1.1	0.67	50		07/19/24 01:23	75-09-2	
1-Methylnaphthalene	1.2	mg/kg	0.55	0.015	50		07/19/24 01:23	90-12-0	
2-Methylnaphthalene	2.3	mg/kg	0.55	0.15	50		07/19/24 01:23	91-57-6	
4-Methyl-2-pentanone (MIBK)	<0.14	mg/kg	1.4	0.14	50		07/19/24 01:23	108-10-1	
Methyl-tert-butyl ether	<0.014	mg/kg	0.27	0.014	50		07/19/24 01:23	1634-04-4	
Naphthalene	<0.10	mg/kg	0.27	0.10	50		07/19/24 01:23	91-20-3	
n-Propylbenzene	2.0	mg/kg	0.27	0.011	50		07/19/24 01:23	103-65-1	
Styrene	<0.013	mg/kg	0.27	0.013	50		07/19/24 01:23	100-42-5	
1,1,1,2-Tetrachloroethane	<0.015	mg/kg	0.27	0.015	50		07/19/24 01:23	630-20-6	
1,1,2,2-Tetrachloroethane	<0.030	mg/kg	0.27	0.030	50		07/19/24 01:23	79-34-5	M1
Tetrachloroethene	<0.017	mg/kg	0.27	0.017	50		07/19/24 01:23	127-18-4	
Toluene	<0.025	mg/kg	0.27	0.025	50		07/19/24 01:23	108-88-3	
1,2,3-Trichlorobenzene	<0.048	mg/kg	0.27	0.048	50		07/19/24 01:23	87-61-6	
1,2,4-Trichlorobenzene	<0.042	mg/kg	0.27	0.042	50		07/19/24 01:23	120-82-1	
1,1,1-Trichloroethane	<0.019	mg/kg	0.27	0.019	50		07/19/24 01:23	71-55-6	
1,1,2-Trichloroethane	<0.051	mg/kg	0.27	0.051	50		07/19/24 01:23	79-00-5	
Trichloroethene	<0.021	mg/kg	0.27	0.021	50		07/19/24 01:23	79-01-6	
Trichlorofluoromethane	<0.022	mg/kg	0.27	0.022	50		07/19/24 01:23	75-69-4	
1,2,3-Trichloropropane	<0.070	mg/kg	0.27	0.070	50		07/19/24 01:23	96-18-4	
1,2,4-Trimethylbenzene	<0.038	mg/kg	0.27	0.038	50		07/19/24 01:23	95-63-6	
1,3,5-Trimethylbenzene	<0.014	mg/kg	0.27	0.014	50		07/19/24 01:23	108-67-8	
Vinyl acetate	<0.065	mg/kg	5.5	0.065	50		07/19/24 01:23	108-05-4	
Vinyl chloride	<0.059	mg/kg	0.27	0.059	50		07/19/24 01:23	75-01-4	
Xylene (Total)	<0.12	mg/kg	0.55	0.12	50		07/19/24 01:23	1330-20-7	
Surrogates									
Dibromofluoromethane (S)	87	%	75-135		50		07/19/24 01:23	1868-53-7	
Toluene-d8 (S)	118	%	65-148		50		07/19/24 01:23	2037-26-5	
4-Bromofluorobenzene (S)	116	%	63-132		50		07/19/24 01:23	460-00-4	

Percent Moisture

Analytical Method: SM 2540G

Pace Analytical Services - Indianapolis

Parameters	Results	Units	PQL	MDL	DF	Prepared	Analyzed	CAS No.	Qual
Percent Moisture	18.9	%	0.10	0.10	1		07/22/24 16:04		N2

REPORT OF LABORATORY ANALYSIS

This report shall not be reproduced, except in full,
without the written consent of Pace Analytical Services, LLC.



ANALYTICAL RESULTS

Project: 216 S. College Ave 24-199

Pace Project No.: 50377912

Sample: SP-3R 10' Lab ID: 50377912009 Collected: 07/10/24 10:15 Received: 07/12/24 15:40 Matrix: Solid

Results reported on a "dry weight" basis and are adjusted for percent moisture, sample size and any dilutions.

Parameters	Results	Units	PQL	MDL	DF	Prepared	Analyzed	CAS No.	Qual
8260 MSV 5035A VOA									
Analytical Method: EPA 8260									
Initial Volume/Weight: 5.72 g Final Volume/Weight: 5 mL									
Pace Analytical Services - Indianapolis									
Acetone	0.0088J	mg/kg	0.11	0.0058	1		07/19/24 02:54	67-64-1	
Acrolein	<0.0017	mg/kg	0.11	0.017	1		07/19/24 02:54	107-02-8	
Acrylonitrile	<0.0018	mg/kg	0.11	0.0018	1		07/19/24 02:54	107-13-1	
Benzene	<0.00018	mg/kg	0.0053	0.00018	1		07/19/24 02:54	71-43-2	
Bromobenzene	<0.00031	mg/kg	0.0053	0.00031	1		07/19/24 02:54	108-86-1	
Bromochloromethane	<0.00037	mg/kg	0.0053	0.00037	1		07/19/24 02:54	74-97-5	
Bromodichloromethane	<0.00032	mg/kg	0.0053	0.00032	1		07/19/24 02:54	75-27-4	
Bromoform	<0.0020	mg/kg	0.0053	0.0020	1		07/19/24 02:54	75-25-2	
Bromomethane	<0.0010	mg/kg	0.0053	0.0010	1		07/19/24 02:54	74-83-9	
2-Butanone (MEK)	<0.011	mg/kg	0.027	0.011	1		07/19/24 02:54	78-93-3	
n-Butylbenzene	<0.00040	mg/kg	0.0053	0.00040	1		07/19/24 02:54	104-51-8	
sec-Butylbenzene	<0.00027	mg/kg	0.0053	0.00027	1		07/19/24 02:54	135-98-8	
tert-Butylbenzene	<0.00020	mg/kg	0.0053	0.00020	1		07/19/24 02:54	98-06-6	
Carbon disulfide	<0.00093	mg/kg	0.011	0.00093	1		07/19/24 02:54	75-15-0	
Carbon tetrachloride	<0.0015	mg/kg	0.0053	0.0015	1		07/19/24 02:54	56-23-5	
Chlorobenzene	<0.00022	mg/kg	0.0053	0.00022	1		07/19/24 02:54	108-90-7	
Chloroethane	<0.00097	mg/kg	0.0053	0.00097	1		07/19/24 02:54	75-00-3	
Chloroform	<0.0029	mg/kg	0.0053	0.0029	1		07/19/24 02:54	67-66-3	
Chloromethane	<0.00046	mg/kg	0.0053	0.00046	1		07/19/24 02:54	74-87-3	
2-Chlorotoluene	<0.00024	mg/kg	0.0053	0.00024	1		07/19/24 02:54	95-49-8	
4-Chlorotoluene	<0.00023	mg/kg	0.0053	0.00023	1		07/19/24 02:54	106-43-4	
Dibromochloromethane	<0.00038	mg/kg	0.0053	0.00038	1		07/19/24 02:54	124-48-1	
1,2-Dibromoethane (EDB)	<0.00042	mg/kg	0.0053	0.00042	1		07/19/24 02:54	106-93-4	
Dibromomethane	<0.0012	mg/kg	0.0053	0.0012	1		07/19/24 02:54	74-95-3	
1,2-Dichlorobenzene	<0.00031	mg/kg	0.0053	0.00031	1		07/19/24 02:54	95-50-1	
1,3-Dichlorobenzene	<0.00030	mg/kg	0.0053	0.00030	1		07/19/24 02:54	541-73-1	
1,4-Dichlorobenzene	<0.00032	mg/kg	0.0053	0.00032	1		07/19/24 02:54	106-46-7	
trans-1,4-Dichloro-2-butene	<0.0027	mg/kg	0.11	0.0027	1		07/19/24 02:54	110-57-6	
Dichlorodifluoromethane	<0.00039	mg/kg	0.0053	0.00039	1		07/19/24 02:54	75-71-8	
1,1-Dichloroethane	<0.00024	mg/kg	0.0053	0.00024	1		07/19/24 02:54	75-34-3	
1,2-Dichloroethane	<0.00027	mg/kg	0.0053	0.00027	1		07/19/24 02:54	107-06-2	
1,1-Dichloroethene	<0.00043	mg/kg	0.0053	0.00043	1		07/19/24 02:54	75-35-4	
cis-1,2-Dichloroethene	<0.00036	mg/kg	0.0053	0.00036	1		07/19/24 02:54	156-59-2	
trans-1,2-Dichloroethene	<0.00049	mg/kg	0.0053	0.00049	1		07/19/24 02:54	156-60-5	
1,2-Dichloropropane	<0.00041	mg/kg	0.0053	0.00041	1		07/19/24 02:54	78-87-5	
1,3-Dichloropropane	<0.00028	mg/kg	0.0053	0.00028	1		07/19/24 02:54	142-28-9	
2,2-Dichloropropane	<0.0018	mg/kg	0.0053	0.0018	1		07/19/24 02:54	594-20-7	
1,1-Dichloropropene	<0.00028	mg/kg	0.0053	0.00028	1		07/19/24 02:54	563-58-6	
cis-1,3-Dichloropropene	<0.00093	mg/kg	0.0053	0.00093	1		07/19/24 02:54	10061-01-5	
trans-1,3-Dichloropropene	<0.0012	mg/kg	0.0053	0.0012	1		07/19/24 02:54	10061-02-6	
Ethylbenzene	<0.00027	mg/kg	0.0053	0.00027	1		07/19/24 02:54	100-41-4	
Ethyl methacrylate	<0.0032	mg/kg	0.11	0.0032	1		07/19/24 02:54	97-63-2	
Hexachloro-1,3-butadiene	<0.00053	mg/kg	0.0053	0.00053	1		07/19/24 02:54	87-68-3	

REPORT OF LABORATORY ANALYSIS

This report shall not be reproduced, except in full,
without the written consent of Pace Analytical Services, LLC.



ANALYTICAL RESULTS

Project: 216 S. College Ave 24-199

Pace Project No.: 50377912

Sample: **SP-3R 10'** Lab ID: **50377912009** Collected: 07/10/24 10:15 Received: 07/12/24 15:40 Matrix: Solid

Results reported on a "dry weight" basis and are adjusted for percent moisture, sample size and any dilutions.

Parameters	Results	Units	PQL	MDL	DF	Prepared	Analyzed	CAS No.	Qual
8260 MSV 5035A VOA									
Analytical Method: EPA 8260									
Initial Volume/Weight: 5.72 g Final Volume/Weight: 5 mL									
Pace Analytical Services - Indianapolis									
n-Hexane	<0.00052	mg/kg	0.0053	0.00052	1		07/19/24 02:54	110-54-3	
2-Hexanone	<0.0023	mg/kg	0.11	0.0023	1		07/19/24 02:54	591-78-6	
Iodomethane	<0.0028	mg/kg	0.11	0.0028	1		07/19/24 02:54	74-88-4	
Isopropylbenzene (Cumene)	<0.00025	mg/kg	0.0053	0.00025	1		07/19/24 02:54	98-82-8	
p-Isopropyltoluene	<0.00033	mg/kg	0.0053	0.00033	1		07/19/24 02:54	99-87-6	
Methylene Chloride	<0.013	mg/kg	0.021	0.013	1		07/19/24 02:54	75-09-2	
1-Methylnaphthalene	0.0025J	mg/kg	0.011	0.00029	1		07/19/24 02:54	90-12-0	B
2-Methylnaphthalene	<0.0030	mg/kg	0.011	0.0030	1		07/19/24 02:54	91-57-6	
4-Methyl-2-pentanone (MIBK)	<0.0028	mg/kg	0.027	0.0028	1		07/19/24 02:54	108-10-1	
Methyl-tert-butyl ether	<0.00028	mg/kg	0.0053	0.00028	1		07/19/24 02:54	1634-04-4	
Naphthalene	<0.0020	mg/kg	0.0053	0.0020	1		07/19/24 02:54	91-20-3	
n-Propylbenzene	<0.00022	mg/kg	0.0053	0.00022	1		07/19/24 02:54	103-65-1	
Styrene	<0.00025	mg/kg	0.0053	0.00025	1		07/19/24 02:54	100-42-5	
1,1,1,2-Tetrachloroethane	<0.00029	mg/kg	0.0053	0.00029	1		07/19/24 02:54	630-20-6	
1,1,2,2-Tetrachloroethane	<0.00059	mg/kg	0.0053	0.00059	1		07/19/24 02:54	79-34-5	
Tetrachloroethene	<0.00033	mg/kg	0.0053	0.00033	1		07/19/24 02:54	127-18-4	
Toluene	0.0014J	mg/kg	0.0053	0.00049	1		07/19/24 02:54	108-88-3	
1,2,3-Trichlorobenzene	<0.00093	mg/kg	0.0053	0.00093	1		07/19/24 02:54	87-61-6	
1,2,4-Trichlorobenzene	<0.00082	mg/kg	0.0053	0.00082	1		07/19/24 02:54	120-82-1	
1,1,1-Trichloroethane	<0.00037	mg/kg	0.0053	0.00037	1		07/19/24 02:54	71-55-6	
1,1,2-Trichloroethane	<0.00098	mg/kg	0.0053	0.00098	1		07/19/24 02:54	79-00-5	
Trichloroethene	<0.00041	mg/kg	0.0053	0.00041	1		07/19/24 02:54	79-01-6	
Trichlorofluoromethane	<0.00042	mg/kg	0.0053	0.00042	1		07/19/24 02:54	75-69-4	
1,2,3-Trichloropropane	<0.0014	mg/kg	0.0053	0.0014	1		07/19/24 02:54	96-18-4	
1,2,4-Trimethylbenzene	<0.00074	mg/kg	0.0053	0.00074	1		07/19/24 02:54	95-63-6	
1,3,5-Trimethylbenzene	<0.00028	mg/kg	0.0053	0.00028	1		07/19/24 02:54	108-67-8	
Vinyl acetate	<0.0013	mg/kg	0.11	0.0013	1		07/19/24 02:54	108-05-4	
Vinyl chloride	<0.0011	mg/kg	0.0053	0.0011	1		07/19/24 02:54	75-01-4	
Xylene (Total)	<0.0023	mg/kg	0.011	0.0023	1		07/19/24 02:54	1330-20-7	
Surrogates									
Dibromofluoromethane (S)	97	%	75-135		1		07/19/24 02:54	1868-53-7	
Toluene-d8 (S)	102	%	65-148		1		07/19/24 02:54	2037-26-5	
4-Bromofluorobenzene (S)	100	%	63-132		1		07/19/24 02:54	460-00-4	

Percent Moisture

Analytical Method: SM 2540G

Pace Analytical Services - Indianapolis

Percent Moisture	17.8	%	0.10	0.10	1		07/22/24 16:04		N2
------------------	------	---	------	------	---	--	----------------	--	----

REPORT OF LABORATORY ANALYSIS

This report shall not be reproduced, except in full, without the written consent of Pace Analytical Services, LLC.



ANALYTICAL RESULTS

Project: 216 S. College Ave 24-199

Pace Project No.: 50377912

Sample: **SP-6 (6-7')** Lab ID: **50377912010** Collected: 07/10/24 08:25 Received: 07/12/24 15:40 Matrix: Solid

Results reported on a "dry weight" basis and are adjusted for percent moisture, sample size and any dilutions.

Parameters	Results	Units	PQL	MDL	DF	Prepared	Analyzed	CAS No.	Qual
8270 PAH Soil by SIM									
Analytical Method: EPA 8270 by SIM Preparation Method: EPA 3546									
Initial Volume/Weight: 15.1 g Final Volume/Weight: 1 mL									
Pace Analytical Services - Indianapolis									
Acenaphthene	0.011	mg/kg	0.0063	0.0025	1	07/18/24 10:02	07/19/24 01:45	83-32-9	
Acenaphthylene	<0.0024	mg/kg	0.0063	0.0024	1	07/18/24 10:02	07/19/24 01:45	208-96-8	
Anthracene	<0.0032	mg/kg	0.0063	0.0032	1	07/18/24 10:02	07/19/24 01:45	120-12-7	
Benzo(a)anthracene	<0.0018	mg/kg	0.0063	0.0018	1	07/18/24 10:02	07/19/24 01:45	56-55-3	
Benzo(a)pyrene	<0.0038	mg/kg	0.0063	0.0038	1	07/18/24 10:02	07/19/24 01:45	50-32-8	
Benzo(b)fluoranthene	<0.0035	mg/kg	0.0063	0.0035	1	07/18/24 10:02	07/19/24 01:45	205-99-2	
Benzo(g,h,i)perylene	<0.0037	mg/kg	0.0063	0.0037	1	07/18/24 10:02	07/19/24 01:45	191-24-2	
Benzo(k)fluoranthene	<0.0029	mg/kg	0.0063	0.0029	1	07/18/24 10:02	07/19/24 01:45	207-08-9	
Chrysene	<0.0043	mg/kg	0.0063	0.0043	1	07/18/24 10:02	07/19/24 01:45	218-01-9	
Dibenz(a,h)anthracene	<0.0031	mg/kg	0.0063	0.0031	1	07/18/24 10:02	07/19/24 01:45	53-70-3	
Fluoranthene	<0.0044	mg/kg	0.0063	0.0044	1	07/18/24 10:02	07/19/24 01:45	206-44-0	
Fluorene	0.019	mg/kg	0.0063	0.0025	1	07/18/24 10:02	07/19/24 01:45	86-73-7	
Indeno(1,2,3-cd)pyrene	<0.0032	mg/kg	0.0063	0.0032	1	07/18/24 10:02	07/19/24 01:45	193-39-5	
1-Methylnaphthalene	0.019	mg/kg	0.0063	0.0025	1	07/18/24 10:02	07/19/24 01:45	90-12-0	
2-Methylnaphthalene	<0.0059	mg/kg	0.0063	0.0059	1	07/18/24 10:02	07/19/24 01:45	91-57-6	
Naphthalene	<0.0058	mg/kg	0.0063	0.0058	1	07/18/24 10:02	07/19/24 01:45	91-20-3	
Phenanthrene	0.010	mg/kg	0.0063	0.0045	1	07/18/24 10:02	07/19/24 01:45	85-01-8	
Pyrene	<0.0043	mg/kg	0.0063	0.0043	1	07/18/24 10:02	07/19/24 01:45	129-00-0	
Surrogates									
2-Fluorobiphenyl (S)	59	%	16-93		1	07/18/24 10:02	07/19/24 01:45	321-60-8	
p-Terphenyl-d14 (S)	72	%	19-115		1	07/18/24 10:02	07/19/24 01:45	1718-51-0	
Percent Moisture									
Analytical Method: SM 2540G									
Pace Analytical Services - Indianapolis									
Percent Moisture	21.2	%	0.10	0.10	1		07/22/24 16:04		N2

REPORT OF LABORATORY ANALYSIS

This report shall not be reproduced, except in full, without the written consent of Pace Analytical Services, LLC.



ANALYTICAL RESULTS

Project: 216 S. College Ave 24-199

Pace Project No.: 50377912

Sample: **SP-7 (7-9)** Lab ID: **50377912011** Collected: 07/10/24 08:50 Received: 07/12/24 15:40 Matrix: Solid

Results reported on a "dry weight" basis and are adjusted for percent moisture, sample size and any dilutions.

Parameters	Results	Units	PQL	MDL	DF	Prepared	Analyzed	CAS No.	Qual
8270 PAH Soil by SIM									
Analytical Method: EPA 8270 by SIM Preparation Method: EPA 3546									
Initial Volume/Weight: 15.5 g Final Volume/Weight: 1 mL									
Pace Analytical Services - Indianapolis									
Acenaphthene	0.0082	mg/kg	0.0061	0.0025	1	07/18/24 10:02	07/19/24 11:57	83-32-9	
Acenaphthylene	0.0031J	mg/kg	0.0061	0.0023	1	07/18/24 10:02	07/19/24 11:57	208-96-8	
Anthracene	<0.0031	mg/kg	0.0061	0.0031	1	07/18/24 10:02	07/19/24 11:57	120-12-7	
Benzo(a)anthracene	0.010	mg/kg	0.0061	0.0017	1	07/18/24 10:02	07/19/24 11:57	56-55-3	
Benzo(a)pyrene	0.0059J	mg/kg	0.0061	0.0036	1	07/18/24 10:02	07/19/24 11:57	50-32-8	
Benzo(b)fluoranthene	0.0071	mg/kg	0.0061	0.0034	1	07/18/24 10:02	07/19/24 11:57	205-99-2	
Benzo(g,h,i)perylene	<0.0036	mg/kg	0.0061	0.0036	1	07/18/24 10:02	07/19/24 11:57	191-24-2	
Benzo(k)fluoranthene	<0.0028	mg/kg	0.0061	0.0028	1	07/18/24 10:02	07/19/24 11:57	207-08-9	
Chrysene	0.023	mg/kg	0.0061	0.0042	1	07/18/24 10:02	07/19/24 11:57	218-01-9	
Dibenz(a,h)anthracene	<0.0030	mg/kg	0.0061	0.0030	1	07/18/24 10:02	07/19/24 11:57	53-70-3	
Fluoranthene	0.017	mg/kg	0.0061	0.0043	1	07/18/24 10:02	07/19/24 11:57	206-44-0	
Fluorene	0.031	mg/kg	0.0061	0.0024	1	07/18/24 10:02	07/19/24 11:57	86-73-7	
Indeno(1,2,3-cd)pyrene	<0.0031	mg/kg	0.0061	0.0031	1	07/18/24 10:02	07/19/24 11:57	193-39-5	
1-Methylnaphthalene	0.39	mg/kg	0.0061	0.0025	1	07/18/24 10:02	07/19/24 11:57	90-12-0	
2-Methylnaphthalene	0.66	mg/kg	0.0061	0.0058	1	07/18/24 10:02	07/19/24 11:57	91-57-6	
Naphthalene	<0.0056	mg/kg	0.0061	0.0056	1	07/18/24 10:02	07/19/24 11:57	91-20-3	
Phenanthrene	0.057	mg/kg	0.0061	0.0044	1	07/18/24 10:02	07/19/24 11:57	85-01-8	
Pyrene	0.018	mg/kg	0.0061	0.0042	1	07/18/24 10:02	07/19/24 11:57	129-00-0	
Surrogates									
2-Fluorobiphenyl (S)	68	%	16-93		1	07/18/24 10:02	07/19/24 11:57	321-60-8	
p-Terphenyl-d14 (S)	77	%	19-115		1	07/18/24 10:02	07/19/24 11:57	1718-51-0	
Percent Moisture									
Analytical Method: SM 2540G									
Pace Analytical Services - Indianapolis									
Percent Moisture	20.9	%	0.10	0.10	1		07/22/24 16:05		N2

REPORT OF LABORATORY ANALYSIS

This report shall not be reproduced, except in full, without the written consent of Pace Analytical Services, LLC.



ANALYTICAL RESULTS

Project: 216 S. College Ave 24-199

Pace Project No.: 50377912

Sample: SP-7 (10-12') Lab ID: 50377912012 Collected: 07/10/24 08:55 Received: 07/12/24 15:40 Matrix: Solid

Results reported on a "dry weight" basis and are adjusted for percent moisture, sample size and any dilutions.

Parameters	Results	Units	PQL	MDL	DF	Prepared	Analyzed	CAS No.	Qual
8270 PAH Soil by SIM									
Analytical Method: EPA 8270 by SIM Preparation Method: EPA 3546									
Initial Volume/Weight: 15.3 g Final Volume/Weight: 1 mL									
Pace Analytical Services - Indianapolis									
Acenaphthene	0.011	mg/kg	0.0063	0.0025	1	07/18/24 10:02	07/19/24 12:11	83-32-9	
Acenaphthylene	<0.0024	mg/kg	0.0063	0.0024	1	07/18/24 10:02	07/19/24 12:11	208-96-8	
Anthracene	<0.0032	mg/kg	0.0063	0.0032	1	07/18/24 10:02	07/19/24 12:11	120-12-7	
Benzo(a)anthracene	0.013	mg/kg	0.0063	0.0018	1	07/18/24 10:02	07/19/24 12:11	56-55-3	
Benzo(a)pyrene	0.0085	mg/kg	0.0063	0.0038	1	07/18/24 10:02	07/19/24 12:11	50-32-8	
Benzo(b)fluoranthene	0.0097	mg/kg	0.0063	0.0035	1	07/18/24 10:02	07/19/24 12:11	205-99-2	
Benzo(g,h,i)perylene	0.0046J	mg/kg	0.0063	0.0037	1	07/18/24 10:02	07/19/24 12:11	191-24-2	
Benzo(k)fluoranthene	<0.0029	mg/kg	0.0063	0.0029	1	07/18/24 10:02	07/19/24 12:11	207-08-9	
Chrysene	0.032	mg/kg	0.0063	0.0043	1	07/18/24 10:02	07/19/24 12:11	218-01-9	
Dibenz(a,h)anthracene	<0.0031	mg/kg	0.0063	0.0031	1	07/18/24 10:02	07/19/24 12:11	53-70-3	
Fluoranthene	0.023	mg/kg	0.0063	0.0044	1	07/18/24 10:02	07/19/24 12:11	206-44-0	
Fluorene	0.036	mg/kg	0.0063	0.0025	1	07/18/24 10:02	07/19/24 12:11	86-73-7	
Indeno(1,2,3-cd)pyrene	<0.0032	mg/kg	0.0063	0.0032	1	07/18/24 10:02	07/19/24 12:11	193-39-5	
1-Methylnaphthalene	0.50	mg/kg	0.0063	0.0025	1	07/18/24 10:02	07/19/24 12:11	90-12-0	
2-Methylnaphthalene	0.83	mg/kg	0.0063	0.0059	1	07/18/24 10:02	07/19/24 12:11	91-57-6	
Naphthalene	<0.0058	mg/kg	0.0063	0.0058	1	07/18/24 10:02	07/19/24 12:11	91-20-3	
Phenanthrene	0.079	mg/kg	0.0063	0.0045	1	07/18/24 10:02	07/19/24 12:11	85-01-8	
Pyrene	0.025	mg/kg	0.0063	0.0043	1	07/18/24 10:02	07/19/24 12:11	129-00-0	
Surrogates									
2-Fluorobiphenyl (S)	63	%	16-93		1	07/18/24 10:02	07/19/24 12:11	321-60-8	
p-Terphenyl-d14 (S)	74	%	19-115		1	07/18/24 10:02	07/19/24 12:11	1718-51-0	
Percent Moisture									
Analytical Method: SM 2540G									
Pace Analytical Services - Indianapolis									
Percent Moisture	22.4	%	0.10	0.10	1		07/22/24 16:05		N2

REPORT OF LABORATORY ANALYSIS

This report shall not be reproduced, except in full, without the written consent of Pace Analytical Services, LLC.



ANALYTICAL RESULTS

Project: 216 S. College Ave 24-199

Pace Project No.: 50377912

Sample: SP-7 (10-12') DUP Lab ID: 50377912013 Collected: 07/10/24 08:55 Received: 07/12/24 15:40 Matrix: Solid

Results reported on a "dry weight" basis and are adjusted for percent moisture, sample size and any dilutions.

Parameters	Results	Units	PQL	MDL	DF	Prepared	Analyzed	CAS No.	Qual
8270 PAH Soil by SIM									
Analytical Method: EPA 8270 by SIM Preparation Method: EPA 3546									
Initial Volume/Weight: 15.4 g Final Volume/Weight: 1 mL									
Pace Analytical Services - Indianapolis									
Acenaphthene	0.016	mg/kg	0.0064	0.0026	1	07/18/24 11:19	07/19/24 13:24	83-32-9	
Acenaphthylene	<0.0024	mg/kg	0.0064	0.0024	1	07/18/24 11:19	07/19/24 13:24	208-96-8	
Anthracene	<0.0032	mg/kg	0.0064	0.0032	1	07/18/24 11:19	07/19/24 13:24	120-12-7	
Benzo(a)anthracene	0.016	mg/kg	0.0064	0.0018	1	07/18/24 11:19	07/19/24 13:24	56-55-3	
Benzo(a)pyrene	0.0094	mg/kg	0.0064	0.0038	1	07/18/24 11:19	07/19/24 13:24	50-32-8	
Benzo(b)fluoranthene	0.012	mg/kg	0.0064	0.0035	1	07/18/24 11:19	07/19/24 13:24	205-99-2	
Benzo(g,h,i)perylene	0.0042J	mg/kg	0.0064	0.0038	1	07/18/24 11:19	07/19/24 13:24	191-24-2	
Benzo(k)fluoranthene	<0.0029	mg/kg	0.0064	0.0029	1	07/18/24 11:19	07/19/24 13:24	207-08-9	
Chrysene	0.036	mg/kg	0.0064	0.0044	1	07/18/24 11:19	07/19/24 13:24	218-01-9	
Dibenz(a,h)anthracene	<0.0031	mg/kg	0.0064	0.0031	1	07/18/24 11:19	07/19/24 13:24	53-70-3	
Fluoranthene	0.029	mg/kg	0.0064	0.0044	1	07/18/24 11:19	07/19/24 13:24	206-44-0	
Fluorene	0.045	mg/kg	0.0064	0.0025	1	07/18/24 11:19	07/19/24 13:24	86-73-7	
Indeno(1,2,3-cd)pyrene	<0.0032	mg/kg	0.0064	0.0032	1	07/18/24 11:19	07/19/24 13:24	193-39-5	
1-Methylnaphthalene	0.69	mg/kg	0.0064	0.0026	1	07/18/24 11:19	07/19/24 13:24	90-12-0	
2-Methylnaphthalene	1.2	mg/kg	0.0064	0.0060	1	07/18/24 11:19	07/19/24 13:24	91-57-6	
Naphthalene	<0.0059	mg/kg	0.0064	0.0059	1	07/18/24 11:19	07/19/24 13:24	91-20-3	
Phenanthrene	0.083	mg/kg	0.0064	0.0046	1	07/18/24 11:19	07/19/24 13:24	85-01-8	
Pyrene	0.031	mg/kg	0.0064	0.0044	1	07/18/24 11:19	07/19/24 13:24	129-00-0	
Surrogates									
2-Fluorobiphenyl (S)	58	%	16-93		1	07/18/24 11:19	07/19/24 13:24	321-60-8	
p-Terphenyl-d14 (S)	65	%	19-115		1	07/18/24 11:19	07/19/24 13:24	1718-51-0	
Percent Moisture									
Analytical Method: SM 2540G									
Pace Analytical Services - Indianapolis									
Percent Moisture	23.6	%	0.10	0.10	1		07/22/24 16:05		N2

REPORT OF LABORATORY ANALYSIS

This report shall not be reproduced, except in full,
without the written consent of Pace Analytical Services, LLC.



ANALYTICAL RESULTS

Project: 216 S. College Ave 24-199

Pace Project No.: 50377912

Sample: **SP-8 (7-10')** Lab ID: **50377912014** Collected: 07/10/24 07:50 Received: 07/12/24 15:40 Matrix: Solid

Results reported on a "dry weight" basis and are adjusted for percent moisture, sample size and any dilutions.

Parameters	Results	Units	PQL	MDL	DF	Prepared	Analyzed	CAS No.	Qual
8270 PAH Soil by SIM									
Analytical Method: EPA 8270 by SIM Preparation Method: EPA 3546									
Initial Volume/Weight: 15.9 g Final Volume/Weight: 1 mL									
Pace Analytical Services - Indianapolis									
Acenaphthene	<0.0024	mg/kg	0.0060	0.0024	1	07/18/24 11:19	07/19/24 13:39	83-32-9	
Acenaphthylene	<0.0023	mg/kg	0.0060	0.0023	1	07/18/24 11:19	07/19/24 13:39	208-96-8	
Anthracene	<0.0030	mg/kg	0.0060	0.0030	1	07/18/24 11:19	07/19/24 13:39	120-12-7	
Benzo(a)anthracene	<0.0017	mg/kg	0.0060	0.0017	1	07/18/24 11:19	07/19/24 13:39	56-55-3	
Benzo(a)pyrene	<0.0036	mg/kg	0.0060	0.0036	1	07/18/24 11:19	07/19/24 13:39	50-32-8	
Benzo(b)fluoranthene	<0.0033	mg/kg	0.0060	0.0033	1	07/18/24 11:19	07/19/24 13:39	205-99-2	
Benzo(g,h,i)perylene	<0.0036	mg/kg	0.0060	0.0036	1	07/18/24 11:19	07/19/24 13:39	191-24-2	
Benzo(k)fluoranthene	<0.0028	mg/kg	0.0060	0.0028	1	07/18/24 11:19	07/19/24 13:39	207-08-9	
Chrysene	0.0052J	mg/kg	0.0060	0.0041	1	07/18/24 11:19	07/19/24 13:39	218-01-9	
Dibenz(a,h)anthracene	<0.0029	mg/kg	0.0060	0.0029	1	07/18/24 11:19	07/19/24 13:39	53-70-3	
Fluoranthene	0.0046J	mg/kg	0.0060	0.0042	1	07/18/24 11:19	07/19/24 13:39	206-44-0	
Fluorene	<0.0024	mg/kg	0.0060	0.0024	1	07/18/24 11:19	07/19/24 13:39	86-73-7	
Indeno(1,2,3-cd)pyrene	<0.0031	mg/kg	0.0060	0.0031	1	07/18/24 11:19	07/19/24 13:39	193-39-5	
1-Methylnaphthalene	0.12	mg/kg	0.0060	0.0024	1	07/18/24 11:19	07/19/24 13:39	90-12-0	
2-Methylnaphthalene	0.23	mg/kg	0.0060	0.0056	1	07/18/24 11:19	07/19/24 13:39	91-57-6	
Naphthalene	0.17	mg/kg	0.0060	0.0055	1	07/18/24 11:19	07/19/24 13:39	91-20-3	
Phenanthrene	0.0088	mg/kg	0.0060	0.0043	1	07/18/24 11:19	07/19/24 13:39	85-01-8	
Pyrene	0.0044J	mg/kg	0.0060	0.0041	1	07/18/24 11:19	07/19/24 13:39	129-00-0	
Surrogates									
2-Fluorobiphenyl (S)	69	%	16-93		1	07/18/24 11:19	07/19/24 13:39	321-60-8	
p-Terphenyl-d14 (S)	76	%	19-115		1	07/18/24 11:19	07/19/24 13:39	1718-51-0	
Percent Moisture									
Analytical Method: SM 2540G									
Pace Analytical Services - Indianapolis									
Percent Moisture	21.3	%	0.10	0.10	1		07/22/24 16:07		N2

REPORT OF LABORATORY ANALYSIS

This report shall not be reproduced, except in full, without the written consent of Pace Analytical Services, LLC.



ANALYTICAL RESULTS

Project: 216 S. College Ave 24-199

Pace Project No.: 50377912

Sample: SP-8 (10-12') Lab ID: 50377912015 Collected: 07/10/24 07:55 Received: 07/12/24 15:40 Matrix: Solid

Results reported on a "dry weight" basis and are adjusted for percent moisture, sample size and any dilutions.

Parameters	Results	Units	PQL	MDL	DF	Prepared	Analyzed	CAS No.	Qual
8270 PAH Soil by SIM									
Analytical Method: EPA 8270 by SIM Preparation Method: EPA 3546									
Initial Volume/Weight: 15.6 g Final Volume/Weight: 1 mL									
Pace Analytical Services - Indianapolis									
Acenaphthene	0.0055J	mg/kg	0.0061	0.0024	1	07/18/24 11:19	07/19/24 13:53	83-32-9	
Acenaphthylene	0.0051J	mg/kg	0.0061	0.0023	1	07/18/24 11:19	07/19/24 13:53	208-96-8	
Anthracene	<0.0030	mg/kg	0.0061	0.0030	1	07/18/24 11:19	07/19/24 13:53	120-12-7	
Benzo(a)anthracene	0.0088	mg/kg	0.0061	0.0017	1	07/18/24 11:19	07/19/24 13:53	56-55-3	
Benzo(a)pyrene	0.0042J	mg/kg	0.0061	0.0036	1	07/18/24 11:19	07/19/24 13:53	50-32-8	
Benzo(b)fluoranthene	0.0046J	mg/kg	0.0061	0.0033	1	07/18/24 11:19	07/19/24 13:53	205-99-2	
Benzo(g,h,i)perylene	<0.0036	mg/kg	0.0061	0.0036	1	07/18/24 11:19	07/19/24 13:53	191-24-2	
Benzo(k)fluoranthene	<0.0028	mg/kg	0.0061	0.0028	1	07/18/24 11:19	07/19/24 13:53	207-08-9	
Chrysene	0.017	mg/kg	0.0061	0.0042	1	07/18/24 11:19	07/19/24 13:53	218-01-9	
Dibenz(a,h)anthracene	<0.0030	mg/kg	0.0061	0.0030	1	07/18/24 11:19	07/19/24 13:53	53-70-3	
Fluoranthene	0.012	mg/kg	0.0061	0.0042	1	07/18/24 11:19	07/19/24 13:53	206-44-0	
Fluorene	0.014	mg/kg	0.0061	0.0024	1	07/18/24 11:19	07/19/24 13:53	86-73-7	
Indeno(1,2,3-cd)pyrene	<0.0031	mg/kg	0.0061	0.0031	1	07/18/24 11:19	07/19/24 13:53	193-39-5	
1-Methylnaphthalene	0.19	mg/kg	0.0061	0.0024	1	07/18/24 11:19	07/19/24 13:53	90-12-0	
2-Methylnaphthalene	0.26	mg/kg	0.0061	0.0057	1	07/18/24 11:19	07/19/24 13:53	91-57-6	
Naphthalene	0.11	mg/kg	0.0061	0.0056	1	07/18/24 11:19	07/19/24 13:53	91-20-3	
Phenanthrene	0.024	mg/kg	0.0061	0.0044	1	07/18/24 11:19	07/19/24 13:53	85-01-8	
Pyrene	0.013	mg/kg	0.0061	0.0042	1	07/18/24 11:19	07/19/24 13:53	129-00-0	
Surrogates									
2-Fluorobiphenyl (S)	56	%	16-93		1	07/18/24 11:19	07/19/24 13:53	321-60-8	
p-Terphenyl-d14 (S)	62	%	19-115		1	07/18/24 11:19	07/19/24 13:53	1718-51-0	
Percent Moisture									
Analytical Method: SM 2540G									
Pace Analytical Services - Indianapolis									
Percent Moisture	20.5	%	0.10	0.10	1		07/22/24 16:08		N2

REPORT OF LABORATORY ANALYSIS

This report shall not be reproduced, except in full, without the written consent of Pace Analytical Services, LLC.



ANALYTICAL RESULTS

Project: 216 S. College Ave 24-199

Pace Project No.: 50377912

Sample: SP-9 (7-10') Lab ID: 50377912016 Collected: 07/10/24 08:10 Received: 07/12/24 15:40 Matrix: Solid

Results reported on a "dry weight" basis and are adjusted for percent moisture, sample size and any dilutions.

Parameters	Results	Units	PQL	MDL	DF	Prepared	Analyzed	CAS No.	Qual
8270 PAH Soil by SIM									
Analytical Method: EPA 8270 by SIM Preparation Method: EPA 3546									
Initial Volume/Weight: 15.1 g Final Volume/Weight: 1 mL									
Pace Analytical Services - Indianapolis									
Acenaphthene	0.0046J	mg/kg	0.0061	0.0025	1	07/18/24 11:19	07/19/24 14:07	83-32-9	
Acenaphthylene	<0.0023	mg/kg	0.0061	0.0023	1	07/18/24 11:19	07/19/24 14:07	208-96-8	
Anthracene	<0.0031	mg/kg	0.0061	0.0031	1	07/18/24 11:19	07/19/24 14:07	120-12-7	
Benzo(a)anthracene	0.0056J	mg/kg	0.0061	0.0017	1	07/18/24 11:19	07/19/24 14:07	56-55-3	
Benzo(a)pyrene	<0.0036	mg/kg	0.0061	0.0036	1	07/18/24 11:19	07/19/24 14:07	50-32-8	
Benzo(b)fluoranthene	<0.0034	mg/kg	0.0061	0.0034	1	07/18/24 11:19	07/19/24 14:07	205-99-2	
Benzo(g,h,i)perylene	<0.0036	mg/kg	0.0061	0.0036	1	07/18/24 11:19	07/19/24 14:07	191-24-2	
Benzo(k)fluoranthene	<0.0028	mg/kg	0.0061	0.0028	1	07/18/24 11:19	07/19/24 14:07	207-08-9	
Chrysene	0.013	mg/kg	0.0061	0.0042	1	07/18/24 11:19	07/19/24 14:07	218-01-9	
Dibenz(a,h)anthracene	<0.0030	mg/kg	0.0061	0.0030	1	07/18/24 11:19	07/19/24 14:07	53-70-3	
Fluoranthene	0.0099	mg/kg	0.0061	0.0043	1	07/18/24 11:19	07/19/24 14:07	206-44-0	
Fluorene	0.012	mg/kg	0.0061	0.0024	1	07/18/24 11:19	07/19/24 14:07	86-73-7	
Indeno(1,2,3-cd)pyrene	<0.0031	mg/kg	0.0061	0.0031	1	07/18/24 11:19	07/19/24 14:07	193-39-5	
1-Methylnaphthalene	0.20	mg/kg	0.0061	0.0025	1	07/18/24 11:19	07/19/24 14:07	90-12-0	
2-Methylnaphthalene	0.32	mg/kg	0.0061	0.0057	1	07/18/24 11:19	07/19/24 14:07	91-57-6	
Naphthalene	<0.0056	mg/kg	0.0061	0.0056	1	07/18/24 11:19	07/19/24 14:07	91-20-3	
Phenanthrene	0.016	mg/kg	0.0061	0.0044	1	07/18/24 11:19	07/19/24 14:07	85-01-8	
Pyrene	0.0094	mg/kg	0.0061	0.0042	1	07/18/24 11:19	07/19/24 14:07	129-00-0	
Surrogates									
2-Fluorobiphenyl (S)	65	%	16-93		1	07/18/24 11:19	07/19/24 14:07	321-60-8	
p-Terphenyl-d14 (S)	74	%	19-115		1	07/18/24 11:19	07/19/24 14:07	1718-51-0	
Percent Moisture									
Analytical Method: SM 2540G									
Pace Analytical Services - Indianapolis									
Percent Moisture	18.7	%	0.10	0.10	1		07/22/24 16:08		N2

REPORT OF LABORATORY ANALYSIS

This report shall not be reproduced, except in full, without the written consent of Pace Analytical Services, LLC.



ANALYTICAL RESULTS

Project: 216 S. College Ave 24-199

Pace Project No.: 50377912

Sample: SP-9 (10-12') Lab ID: 50377912017 Collected: 07/10/24 08:15 Received: 07/12/24 15:40 Matrix: Solid

Results reported on a "dry weight" basis and are adjusted for percent moisture, sample size and any dilutions.

Parameters	Results	Units	PQL	MDL	DF	Prepared	Analyzed	CAS No.	Qual
8270 PAH Soil by SIM									
Analytical Method: EPA 8270 by SIM Preparation Method: EPA 3546									
Initial Volume/Weight: 15.7 g Final Volume/Weight: 1 mL									
Pace Analytical Services - Indianapolis									
Acenaphthene	<0.0023	mg/kg	0.0057	0.0023	1	07/18/24 11:19	07/19/24 14:21	83-32-9	
Acenaphthylene	<0.0021	mg/kg	0.0057	0.0021	1	07/18/24 11:19	07/19/24 14:21	208-96-8	
Anthracene	<0.0029	mg/kg	0.0057	0.0029	1	07/18/24 11:19	07/19/24 14:21	120-12-7	
Benzo(a)anthracene	0.0047J	mg/kg	0.0057	0.0016	1	07/18/24 11:19	07/19/24 14:21	56-55-3	
Benzo(a)pyrene	<0.0034	mg/kg	0.0057	0.0034	1	07/18/24 11:19	07/19/24 14:21	50-32-8	
Benzo(b)fluoranthene	<0.0031	mg/kg	0.0057	0.0031	1	07/18/24 11:19	07/19/24 14:21	205-99-2	
Benzo(g,h,i)perylene	<0.0034	mg/kg	0.0057	0.0034	1	07/18/24 11:19	07/19/24 14:21	191-24-2	
Benzo(k)fluoranthene	<0.0026	mg/kg	0.0057	0.0026	1	07/18/24 11:19	07/19/24 14:21	207-08-9	
Chrysene	0.0087	mg/kg	0.0057	0.0039	1	07/18/24 11:19	07/19/24 14:21	218-01-9	
Dibenz(a,h)anthracene	<0.0028	mg/kg	0.0057	0.0028	1	07/18/24 11:19	07/19/24 14:21	53-70-3	
Fluoranthene	0.0062	mg/kg	0.0057	0.0040	1	07/18/24 11:19	07/19/24 14:21	206-44-0	
Fluorene	0.0074	mg/kg	0.0057	0.0023	1	07/18/24 11:19	07/19/24 14:21	86-73-7	
Indeno(1,2,3-cd)pyrene	<0.0029	mg/kg	0.0057	0.0029	1	07/18/24 11:19	07/19/24 14:21	193-39-5	
1-Methylnaphthalene	0.15	mg/kg	0.0057	0.0023	1	07/18/24 11:19	07/19/24 14:21	90-12-0	
2-Methylnaphthalene	0.28	mg/kg	0.0057	0.0054	1	07/18/24 11:19	07/19/24 14:21	91-57-6	
Naphthalene	<0.0052	mg/kg	0.0057	0.0052	1	07/18/24 11:19	07/19/24 14:21	91-20-3	
Phenanthrene	0.011	mg/kg	0.0057	0.0041	1	07/18/24 11:19	07/19/24 14:21	85-01-8	
Pyrene	0.0057J	mg/kg	0.0057	0.0039	1	07/18/24 11:19	07/19/24 14:21	129-00-0	
Surrogates									
2-Fluorobiphenyl (S)	62	%	16-93		1	07/18/24 11:19	07/19/24 14:21	321-60-8	
p-Terphenyl-d14 (S)	64	%	19-115		1	07/18/24 11:19	07/19/24 14:21	1718-51-0	
Percent Moisture									
Analytical Method: SM 2540G									
Pace Analytical Services - Indianapolis									
Percent Moisture	16.1	%	0.10	0.10	1		07/22/24 16:08		N2

REPORT OF LABORATORY ANALYSIS

This report shall not be reproduced, except in full,
without the written consent of Pace Analytical Services, LLC.



ANALYTICAL RESULTS

Project: 216 S. College Ave 24-199

Pace Project No.: 50377912

Sample: SP-10 (0-2') Lab ID: 50377912018 Collected: 07/10/24 09:40 Received: 07/12/24 15:40 Matrix: Solid

Results reported on a "dry weight" basis and are adjusted for percent moisture, sample size and any dilutions.

Parameters	Results	Units	PQL	MDL	DF	Prepared	Analyzed	CAS No.	Qual
8270 PAH Soil by SIM									
Analytical Method: EPA 8270 by SIM Preparation Method: EPA 3546									
Initial Volume/Weight: 15.5 g Final Volume/Weight: 1 mL									
Pace Analytical Services - Indianapolis									
Acenaphthene	<0.0023	mg/kg	0.0057	0.0023	1	07/18/24 11:19	07/19/24 14:35	83-32-9	
Acenaphthylene	0.021	mg/kg	0.0057	0.0021	1	07/18/24 11:19	07/19/24 14:35	208-96-8	
Anthracene	0.0083	mg/kg	0.0057	0.0028	1	07/18/24 11:19	07/19/24 14:35	120-12-7	
Benzo(a)anthracene	0.045	mg/kg	0.0057	0.0016	1	07/18/24 11:19	07/19/24 14:35	56-55-3	
Benzo(a)pyrene	0.058	mg/kg	0.0057	0.0034	1	07/18/24 11:19	07/19/24 14:35	50-32-8	
Benzo(b)fluoranthene	0.094	mg/kg	0.0057	0.0031	1	07/18/24 11:19	07/19/24 14:35	205-99-2	
Benzo(g,h,i)perylene	0.044	mg/kg	0.0057	0.0034	1	07/18/24 11:19	07/19/24 14:35	191-24-2	
Benzo(k)fluoranthene	<0.0026	mg/kg	0.0057	0.0026	1	07/18/24 11:19	07/19/24 14:35	207-08-9	
Chrysene	0.055	mg/kg	0.0057	0.0039	1	07/18/24 11:19	07/19/24 14:35	218-01-9	
Dibenz(a,h)anthracene	0.014	mg/kg	0.0057	0.0028	1	07/18/24 11:19	07/19/24 14:35	53-70-3	
Fluoranthene	0.062	mg/kg	0.0057	0.0040	1	07/18/24 11:19	07/19/24 14:35	206-44-0	
Fluorene	0.0096	mg/kg	0.0057	0.0022	1	07/18/24 11:19	07/19/24 14:35	86-73-7	
Indeno(1,2,3-cd)pyrene	0.037	mg/kg	0.0057	0.0029	1	07/18/24 11:19	07/19/24 14:35	193-39-5	
1-Methylnaphthalene	0.026	mg/kg	0.0057	0.0023	1	07/18/24 11:19	07/19/24 14:35	90-12-0	
2-Methylnaphthalene	0.050	mg/kg	0.0057	0.0053	1	07/18/24 11:19	07/19/24 14:35	91-57-6	
Naphthalene	0.016	mg/kg	0.0057	0.0052	1	07/18/24 11:19	07/19/24 14:35	91-20-3	
Phenanthrene	0.031	mg/kg	0.0057	0.0041	1	07/18/24 11:19	07/19/24 14:35	85-01-8	
Pyrene	0.076	mg/kg	0.0057	0.0039	1	07/18/24 11:19	07/19/24 14:35	129-00-0	
Surrogates									
2-Fluorobiphenyl (S)	58	%	16-93		1	07/18/24 11:19	07/19/24 14:35	321-60-8	
p-Terphenyl-d14 (S)	58	%	19-115		1	07/18/24 11:19	07/19/24 14:35	1718-51-0	
Percent Moisture									
Analytical Method: SM 2540G									
Pace Analytical Services - Indianapolis									
Percent Moisture	14.7	%	0.10	0.10	1		07/22/24 16:08		N2

REPORT OF LABORATORY ANALYSIS

This report shall not be reproduced, except in full, without the written consent of Pace Analytical Services, LLC.



ANALYTICAL RESULTS

Project: 216 S. College Ave 24-199

Pace Project No.: 50377912

Sample: SP-10 (5-7') Lab ID: 50377912019 Collected: 07/10/24 09:45 Received: 07/12/24 15:40 Matrix: Solid

Results reported on a "dry weight" basis and are adjusted for percent moisture, sample size and any dilutions.

Parameters	Results	Units	PQL	MDL	DF	Prepared	Analyzed	CAS No.	Qual
8270 PAH Soil by SIM									
Analytical Method: EPA 8270 by SIM Preparation Method: EPA 3546									
Initial Volume/Weight: 15.5 g Final Volume/Weight: 1 mL									
Pace Analytical Services - Indianapolis									
Acenaphthene	<0.0025	mg/kg	0.0063	0.0025	1	07/18/24 11:19	07/19/24 14:50	83-32-9	
Acenaphthylene	<0.0024	mg/kg	0.0063	0.0024	1	07/18/24 11:19	07/19/24 14:50	208-96-8	
Anthracene	<0.0031	mg/kg	0.0063	0.0031	1	07/18/24 11:19	07/19/24 14:50	120-12-7	
Benzo(a)anthracene	<0.0018	mg/kg	0.0063	0.0018	1	07/18/24 11:19	07/19/24 14:50	56-55-3	
Benzo(a)pyrene	<0.0037	mg/kg	0.0063	0.0037	1	07/18/24 11:19	07/19/24 14:50	50-32-8	
Benzo(b)fluoranthene	<0.0035	mg/kg	0.0063	0.0035	1	07/18/24 11:19	07/19/24 14:50	205-99-2	
Benzo(g,h,i)perylene	<0.0037	mg/kg	0.0063	0.0037	1	07/18/24 11:19	07/19/24 14:50	191-24-2	
Benzo(k)fluoranthene	<0.0029	mg/kg	0.0063	0.0029	1	07/18/24 11:19	07/19/24 14:50	207-08-9	
Chrysene	<0.0043	mg/kg	0.0063	0.0043	1	07/18/24 11:19	07/19/24 14:50	218-01-9	
Dibenz(a,h)anthracene	<0.0031	mg/kg	0.0063	0.0031	1	07/18/24 11:19	07/19/24 14:50	53-70-3	
Fluoranthene	<0.0044	mg/kg	0.0063	0.0044	1	07/18/24 11:19	07/19/24 14:50	206-44-0	
Fluorene	<0.0025	mg/kg	0.0063	0.0025	1	07/18/24 11:19	07/19/24 14:50	86-73-7	
Indeno(1,2,3-cd)pyrene	<0.0032	mg/kg	0.0063	0.0032	1	07/18/24 11:19	07/19/24 14:50	193-39-5	
1-Methylnaphthalene	0.032	mg/kg	0.0063	0.0025	1	07/18/24 11:19	07/19/24 14:50	90-12-0	
2-Methylnaphthalene	0.040	mg/kg	0.0063	0.0059	1	07/18/24 11:19	07/19/24 14:50	91-57-6	
Naphthalene	<0.0058	mg/kg	0.0063	0.0058	1	07/18/24 11:19	07/19/24 14:50	91-20-3	
Phenanthrene	<0.0045	mg/kg	0.0063	0.0045	1	07/18/24 11:19	07/19/24 14:50	85-01-8	
Pyrene	<0.0043	mg/kg	0.0063	0.0043	1	07/18/24 11:19	07/19/24 14:50	129-00-0	
Surrogates									
2-Fluorobiphenyl (S)	48	%	16-93		1	07/18/24 11:19	07/19/24 14:50	321-60-8	
p-Terphenyl-d14 (S)	50	%	19-115		1	07/18/24 11:19	07/19/24 14:50	1718-51-0	
Percent Moisture									
Analytical Method: SM 2540G									
Pace Analytical Services - Indianapolis									
Percent Moisture	22.9	%	0.10	0.10	1		07/23/24 13:39		N2

REPORT OF LABORATORY ANALYSIS

This report shall not be reproduced, except in full, without the written consent of Pace Analytical Services, LLC.



ANALYTICAL RESULTS

Project: 216 S. College Ave 24-199

Pace Project No.: 50377912

Sample: SP-11 (0-2') Lab ID: 50377912020 Collected: 07/10/24 09:20 Received: 07/12/24 15:40 Matrix: Solid

Results reported on a "dry weight" basis and are adjusted for percent moisture, sample size and any dilutions.

Parameters	Results	Units	PQL	MDL	DF	Prepared	Analyzed	CAS No.	Qual
8270 PAH Soil by SIM									
Analytical Method: EPA 8270 by SIM Preparation Method: EPA 3546									
Initial Volume/Weight: 15.7 g Final Volume/Weight: 1 mL									
Pace Analytical Services - Indianapolis									
Acenaphthene	<0.011	mg/kg	0.026	0.011	5	07/18/24 11:19	07/19/24 15:04	83-32-9	
Acenaphthylene	<0.010	mg/kg	0.026	0.010	5	07/18/24 11:19	07/19/24 15:04	208-96-8	
Anthracene	0.037	mg/kg	0.026	0.013	5	07/18/24 11:19	07/19/24 15:04	120-12-7	
Benzo(a)anthracene	0.086	mg/kg	0.026	0.0075	5	07/18/24 11:19	07/19/24 15:04	56-55-3	
Benzo(a)pyrene	0.11	mg/kg	0.026	0.016	5	07/18/24 11:19	07/19/24 15:04	50-32-8	
Benzo(b)fluoranthene	0.11	mg/kg	0.026	0.015	5	07/18/24 11:19	07/19/24 15:04	205-99-2	
Benzo(g,h,i)perylene	0.062	mg/kg	0.026	0.016	5	07/18/24 11:19	07/19/24 15:04	191-24-2	
Benzo(k)fluoranthene	0.039	mg/kg	0.026	0.012	5	07/18/24 11:19	07/19/24 15:04	207-08-9	
Chrysene	0.16	mg/kg	0.026	0.018	5	07/18/24 11:19	07/19/24 15:04	218-01-9	
Dibenz(a,h)anthracene	<0.013	mg/kg	0.026	0.013	5	07/18/24 11:19	07/19/24 15:04	53-70-3	
Fluoranthene	0.22	mg/kg	0.026	0.018	5	07/18/24 11:19	07/19/24 15:04	206-44-0	
Fluorene	0.040	mg/kg	0.026	0.010	5	07/18/24 11:19	07/19/24 15:04	86-73-7	
Indeno(1,2,3-cd)pyrene	0.055	mg/kg	0.026	0.013	5	07/18/24 11:19	07/19/24 15:04	193-39-5	
1-Methylnaphthalene	0.038	mg/kg	0.026	0.011	5	07/18/24 11:19	07/19/24 15:04	90-12-0	
2-Methylnaphthalene	0.035	mg/kg	0.026	0.025	5	07/18/24 11:19	07/19/24 15:04	91-57-6	
Naphthalene	0.12	mg/kg	0.026	0.024	5	07/18/24 11:19	07/19/24 15:04	91-20-3	ED,R1
Phenanthrene	0.27	mg/kg	0.026	0.019	5	07/18/24 11:19	07/19/24 15:04	85-01-8	R1
Pyrene	0.27	mg/kg	0.026	0.018	5	07/18/24 11:19	07/19/24 15:04	129-00-0	
Surrogates									
2-Fluorobiphenyl (S)	48	%	16-93		5	07/18/24 11:19	07/19/24 15:04	321-60-8	
p-Terphenyl-d14 (S)	49	%	19-115		5	07/18/24 11:19	07/19/24 15:04	1718-51-0	
Percent Moisture									
Analytical Method: SM 2540G									
Pace Analytical Services - Indianapolis									
Percent Moisture	9.8	%	0.10	0.10	1		07/23/24 13:39		N2

REPORT OF LABORATORY ANALYSIS

This report shall not be reproduced, except in full, without the written consent of Pace Analytical Services, LLC.



ANALYTICAL RESULTS

Project: 216 S. College Ave 24-199

Pace Project No.: 50377912

Sample: SP-11 (5-7') Lab ID: 50377912021 Collected: 07/10/24 09:25 Received: 07/12/24 15:40 Matrix: Solid

Results reported on a "dry weight" basis and are adjusted for percent moisture, sample size and any dilutions.

Parameters	Results	Units	PQL	MDL	DF	Prepared	Analyzed	CAS No.	Qual
8270 PAH Soil by SIM									
Analytical Method: EPA 8270 by SIM Preparation Method: EPA 3546									
Initial Volume/Weight: 15.4 g Final Volume/Weight: 1 mL									
Pace Analytical Services - Indianapolis									
Acenaphthene	<0.0025	mg/kg	0.0062	0.0025	1	07/18/24 11:19	07/19/24 15:47	83-32-9	
Acenaphthylene	<0.0023	mg/kg	0.0062	0.0023	1	07/18/24 11:19	07/19/24 15:47	208-96-8	
Anthracene	<0.0031	mg/kg	0.0062	0.0031	1	07/18/24 11:19	07/19/24 15:47	120-12-7	
Benzo(a)anthracene	<0.0018	mg/kg	0.0062	0.0018	1	07/18/24 11:19	07/19/24 15:47	56-55-3	
Benzo(a)pyrene	<0.0037	mg/kg	0.0062	0.0037	1	07/18/24 11:19	07/19/24 15:47	50-32-8	
Benzo(b)fluoranthene	<0.0034	mg/kg	0.0062	0.0034	1	07/18/24 11:19	07/19/24 15:47	205-99-2	
Benzo(g,h,i)perylene	<0.0037	mg/kg	0.0062	0.0037	1	07/18/24 11:19	07/19/24 15:47	191-24-2	
Benzo(k)fluoranthene	<0.0029	mg/kg	0.0062	0.0029	1	07/18/24 11:19	07/19/24 15:47	207-08-9	
Chrysene	<0.0043	mg/kg	0.0062	0.0043	1	07/18/24 11:19	07/19/24 15:47	218-01-9	
Dibenz(a,h)anthracene	<0.0030	mg/kg	0.0062	0.0030	1	07/18/24 11:19	07/19/24 15:47	53-70-3	
Fluoranthene	<0.0043	mg/kg	0.0062	0.0043	1	07/18/24 11:19	07/19/24 15:47	206-44-0	
Fluorene	<0.0024	mg/kg	0.0062	0.0024	1	07/18/24 11:19	07/19/24 15:47	86-73-7	
Indeno(1,2,3-cd)pyrene	<0.0032	mg/kg	0.0062	0.0032	1	07/18/24 11:19	07/19/24 15:47	193-39-5	
1-Methylnaphthalene	<0.0025	mg/kg	0.0062	0.0025	1	07/18/24 11:19	07/19/24 15:47	90-12-0	
2-Methylnaphthalene	<0.0058	mg/kg	0.0062	0.0058	1	07/18/24 11:19	07/19/24 15:47	91-57-6	
Naphthalene	<0.0057	mg/kg	0.0062	0.0057	1	07/18/24 11:19	07/19/24 15:47	91-20-3	
Phenanthrene	<0.0045	mg/kg	0.0062	0.0045	1	07/18/24 11:19	07/19/24 15:47	85-01-8	
Pyrene	<0.0043	mg/kg	0.0062	0.0043	1	07/18/24 11:19	07/19/24 15:47	129-00-0	
Surrogates									
2-Fluorobiphenyl (S)	62	%	16-93		1	07/18/24 11:19	07/19/24 15:47	321-60-8	
p-Terphenyl-d14 (S)	75	%	19-115		1	07/18/24 11:19	07/19/24 15:47	1718-51-0	
Percent Moisture									
Analytical Method: SM 2540G									
Pace Analytical Services - Indianapolis									
Percent Moisture	21.4	%	0.10	0.10	1		07/23/24 13:39		N2

REPORT OF LABORATORY ANALYSIS

This report shall not be reproduced, except in full, without the written consent of Pace Analytical Services, LLC.



ANALYTICAL RESULTS

Project: 216 S. College Ave 24-199

Pace Project No.: 50377912

Sample: SP-11 (2-4') Lab ID: 50377912022 Collected: 07/10/24 09:20 Received: 07/12/24 15:40 Matrix: Solid

Results reported on a "dry weight" basis and are adjusted for percent moisture, sample size and any dilutions.

Parameters	Results	Units	PQL	MDL	DF	Prepared	Analyzed	CAS No.	Qual
8270 PAH Soil by SIM									
Analytical Method: EPA 8270 by SIM Preparation Method: EPA 3546									
Initial Volume/Weight: 15.5 g Final Volume/Weight: 1 mL									
Pace Analytical Services - Indianapolis									
Acenaphthene	<0.0024	mg/kg	0.0059	0.0024	1	07/18/24 11:19	07/19/24 16:01	83-32-9	
Acenaphthylene	<0.0022	mg/kg	0.0059	0.0022	1	07/18/24 11:19	07/19/24 16:01	208-96-8	
Anthracene	<0.0030	mg/kg	0.0059	0.0030	1	07/18/24 11:19	07/19/24 16:01	120-12-7	
Benzo(a)anthracene	<0.0017	mg/kg	0.0059	0.0017	1	07/18/24 11:19	07/19/24 16:01	56-55-3	
Benzo(a)pyrene	<0.0035	mg/kg	0.0059	0.0035	1	07/18/24 11:19	07/19/24 16:01	50-32-8	
Benzo(b)fluoranthene	<0.0033	mg/kg	0.0059	0.0033	1	07/18/24 11:19	07/19/24 16:01	205-99-2	
Benzo(g,h,i)perylene	<0.0035	mg/kg	0.0059	0.0035	1	07/18/24 11:19	07/19/24 16:01	191-24-2	
Benzo(k)fluoranthene	<0.0027	mg/kg	0.0059	0.0027	1	07/18/24 11:19	07/19/24 16:01	207-08-9	
Chrysene	<0.0041	mg/kg	0.0059	0.0041	1	07/18/24 11:19	07/19/24 16:01	218-01-9	
Dibenz(a,h)anthracene	<0.0029	mg/kg	0.0059	0.0029	1	07/18/24 11:19	07/19/24 16:01	53-70-3	
Fluoranthene	<0.0041	mg/kg	0.0059	0.0041	1	07/18/24 11:19	07/19/24 16:01	206-44-0	
Fluorene	<0.0023	mg/kg	0.0059	0.0023	1	07/18/24 11:19	07/19/24 16:01	86-73-7	
Indeno(1,2,3-cd)pyrene	<0.0030	mg/kg	0.0059	0.0030	1	07/18/24 11:19	07/19/24 16:01	193-39-5	
1-Methylnaphthalene	<0.0024	mg/kg	0.0059	0.0024	1	07/18/24 11:19	07/19/24 16:01	90-12-0	
2-Methylnaphthalene	<0.0056	mg/kg	0.0059	0.0056	1	07/18/24 11:19	07/19/24 16:01	91-57-6	
Naphthalene	<0.0055	mg/kg	0.0059	0.0055	1	07/18/24 11:19	07/19/24 16:01	91-20-3	
Phenanthrene	<0.0043	mg/kg	0.0059	0.0043	1	07/18/24 11:19	07/19/24 16:01	85-01-8	
Pyrene	<0.0041	mg/kg	0.0059	0.0041	1	07/18/24 11:19	07/19/24 16:01	129-00-0	
Surrogates									
2-Fluorobiphenyl (S)	55	%	16-93		1	07/18/24 11:19	07/19/24 16:01	321-60-8	
p-Terphenyl-d14 (S)	63	%	19-115		1	07/18/24 11:19	07/19/24 16:01	1718-51-0	
Percent Moisture									
Analytical Method: SM 2540G									
Pace Analytical Services - Indianapolis									
Percent Moisture	18.4	%	0.10	0.10	1		07/23/24 13:39		N2

REPORT OF LABORATORY ANALYSIS

This report shall not be reproduced, except in full, without the written consent of Pace Analytical Services, LLC.



ANALYTICAL RESULTS

Project: 216 S. College Ave 24-199

Pace Project No.: 50377912

Sample: SP-3R Lab ID: 50377912023 Collected: 07/10/24 16:30 Received: 07/12/24 15:40 Matrix: Water

Parameters	Results	Units	PQL	MDL	DF	Prepared	Analyzed	CAS No.	Qual
6010 MET ICP									
Analytical Method: EPA 6010 Preparation Method: EPA 3010									
Initial Volume/Weight: 50 mL Final Volume/Weight: 50 mL									
Pace Analytical Services - Indianapolis									
Arsenic	7.3J	ug/L	10.0	4.3	1	07/19/24 08:05	07/20/24 01:27	7440-38-2	
Lead	10.6	ug/L	10.0	2.0	1	07/19/24 08:05	07/20/24 01:27	7439-92-1	

REPORT OF LABORATORY ANALYSIS

This report shall not be reproduced, except in full, without the written consent of Pace Analytical Services, LLC.



ANALYTICAL RESULTS

Project: 216 S. College Ave 24-199

Pace Project No.: 50377912

Sample: SP-7 Lab ID: 50377912024 Collected: 07/10/24 15:35 Received: 07/12/24 15:40 Matrix: Water

Parameters	Results	Units	PQL	MDL	DF	Prepared	Analyzed	CAS No.	Qual
6010 MET ICP									
Analytical Method: EPA 6010 Preparation Method: EPA 3010									
Initial Volume/Weight: 50 mL Final Volume/Weight: 50 mL									
Pace Analytical Services - Indianapolis									
Arsenic	23.3	ug/L	10.0	4.3	1	07/19/24 08:05	07/20/24 01:29	7440-38-2	
Lead	30.1	ug/L	10.0	2.0	1	07/19/24 08:05	07/20/24 01:29	7439-92-1	
8270 PAH by 3511									
Analytical Method: EPA 8270 by SIM 40E Preparation Method: EPA 3511									
Initial Volume/Weight: 40.6 mL Final Volume/Weight: 2 mL									
Pace Analytical Services - Indianapolis									
Acenaphthene	0.31J	ug/L	0.99	0.093	1	07/15/24 12:20	07/15/24 23:10	83-32-9	
Acenaphthylene	0.077J	ug/L	0.99	0.072	1	07/15/24 12:20	07/15/24 23:10	208-96-8	
Anthracene	<0.080	ug/L	0.099	0.080	1	07/15/24 12:20	07/15/24 23:10	120-12-7	
Benzo(a)anthracene	<0.064	ug/L	0.099	0.064	1	07/15/24 12:20	07/15/24 23:10	56-55-3	
Benzo(a)pyrene	<0.069	ug/L	0.099	0.069	1	07/15/24 12:20	07/15/24 23:10	50-32-8	
Benzo(b)fluoranthene	<0.064	ug/L	0.099	0.064	1	07/15/24 12:20	07/15/24 23:10	205-99-2	
Benzo(g,h,i)perylene	<0.090	ug/L	0.099	0.090	1	07/15/24 12:20	07/15/24 23:10	191-24-2	
Benzo(k)fluoranthene	<0.067	ug/L	0.099	0.067	1	07/15/24 12:20	07/15/24 23:10	207-08-9	
Chrysene	<0.060	ug/L	0.49	0.060	1	07/15/24 12:20	07/15/24 23:10	218-01-9	
Dibenz(a,h)anthracene	<0.075	ug/L	0.099	0.075	1	07/15/24 12:20	07/15/24 23:10	53-70-3	
Fluoranthene	0.087J	ug/L	0.99	0.073	1	07/15/24 12:20	07/15/24 23:10	206-44-0	
Fluorene	0.54J	ug/L	0.99	0.095	1	07/15/24 12:20	07/15/24 23:10	86-73-7	
Indeno(1,2,3-cd)pyrene	<0.057	ug/L	0.099	0.057	1	07/15/24 12:20	07/15/24 23:10	193-39-5	
1-Methylnaphthalene	20.2	ug/L	0.99	0.086	1	07/15/24 12:20	07/15/24 23:10	90-12-0	
2-Methylnaphthalene	14.1	ug/L	0.99	0.097	1	07/15/24 12:20	07/15/24 23:10	91-57-6	
Naphthalene	<0.40	ug/L	0.99	0.40	1	07/15/24 12:20	07/15/24 23:10	91-20-3	
Phenanthrene	0.63J	ug/L	0.99	0.10	1	07/15/24 12:20	07/15/24 23:10	85-01-8	
Pyrene	<0.098	ug/L	0.99	0.098	1	07/15/24 12:20	07/15/24 23:10	129-00-0	
Surrogates									
2-Fluorobiphenyl (S)	85	%	43-129		1	07/15/24 12:20	07/15/24 23:10	321-60-8	
p-Terphenyl-d14 (S)	125	%	64-162		1	07/15/24 12:20	07/15/24 23:10	1718-51-0	
8260 MSV Indiana									
Analytical Method: EPA 5030/8260									
Initial Volume/Weight: 5 mL Final Volume/Weight: 5 mL									
Pace Analytical Services - Indianapolis									
Acetone	<17.5	ug/L	100	17.5	1		07/18/24 20:04	67-64-1	
Acrolein	<17.3	ug/L	50.0	17.3	1		07/18/24 20:04	107-02-8	
Acrylonitrile	<2.5	ug/L	100	2.5	1		07/18/24 20:04	107-13-1	
Benzene	228	ug/L	5.0	0.37	1		07/18/24 20:04	71-43-2	
Bromobenzene	<0.31	ug/L	5.0	0.31	1		07/18/24 20:04	108-86-1	
Bromochloromethane	<0.36	ug/L	5.0	0.36	1		07/18/24 20:04	74-97-5	
Bromodichloromethane	<0.48	ug/L	5.0	0.48	1		07/18/24 20:04	75-27-4	
Bromoform	<0.96	ug/L	5.0	0.96	1		07/18/24 20:04	75-25-2	
Bromomethane	<0.67	ug/L	5.0	0.67	1		07/18/24 20:04	74-83-9	
2-Butanone (MEK)	<11.8	ug/L	25.0	11.8	1		07/18/24 20:04	78-93-3	
n-Butylbenzene	5.2	ug/L	5.0	0.35	1		07/18/24 20:04	104-51-8	
sec-Butylbenzene	8.7	ug/L	5.0	0.36	1		07/18/24 20:04	135-98-8	
tert-Butylbenzene	0.82J	ug/L	5.0	0.33	1		07/18/24 20:04	98-06-6	

REPORT OF LABORATORY ANALYSIS

This report shall not be reproduced, except in full,
without the written consent of Pace Analytical Services, LLC.



ANALYTICAL RESULTS

Project: 216 S. College Ave 24-199

Pace Project No.: 50377912

Sample: SP-7 Lab ID: 50377912024 Collected: 07/10/24 15:35 Received: 07/12/24 15:40 Matrix: Water

Parameters	Results	Units	PQL	MDL	DF	Prepared	Analyzed	CAS No.	Qual
8260 MSV Indiana									
Analytical Method: EPA 5030/8260									
Initial Volume/Weight: 5 mL Final Volume/Weight: 5 mL									
Pace Analytical Services - Indianapolis									
Carbon disulfide	<0.82	ug/L	10.0	0.82	1		07/18/24 20:04	75-15-0	
Carbon tetrachloride	<0.45	ug/L	5.0	0.45	1		07/18/24 20:04	56-23-5	
Chlorobenzene	<0.32	ug/L	5.0	0.32	1		07/18/24 20:04	108-90-7	
Chloroethane	<1.6	ug/L	5.0	1.6	1		07/18/24 20:04	75-00-3	
Chloroform	<0.73	ug/L	5.0	0.73	1		07/18/24 20:04	67-66-3	
Chloromethane	<0.51	ug/L	5.0	0.51	1		07/18/24 20:04	74-87-3	
2-Chlorotoluene	<0.38	ug/L	5.0	0.38	1		07/18/24 20:04	95-49-8	
4-Chlorotoluene	<0.38	ug/L	5.0	0.38	1		07/18/24 20:04	106-43-4	
Dibromochloromethane	<0.38	ug/L	5.0	0.38	1		07/18/24 20:04	124-48-1	
1,2-Dibromoethane (EDB)	<0.65	ug/L	5.0	0.65	1		07/18/24 20:04	106-93-4	
Dibromomethane	<0.81	ug/L	5.0	0.81	1		07/18/24 20:04	74-95-3	
1,2-Dichlorobenzene	<0.28	ug/L	5.0	0.28	1		07/18/24 20:04	95-50-1	
1,3-Dichlorobenzene	<0.28	ug/L	5.0	0.28	1		07/18/24 20:04	541-73-1	
1,4-Dichlorobenzene	<0.28	ug/L	5.0	0.28	1		07/18/24 20:04	106-46-7	
trans-1,4-Dichloro-2-butene	<2.3	ug/L	100	2.3	1		07/18/24 20:04	110-57-6	
Dichlorodifluoromethane	<0.51	ug/L	5.0	0.51	1		07/18/24 20:04	75-71-8	
1,1-Dichloroethane	<0.39	ug/L	5.0	0.39	1		07/18/24 20:04	75-34-3	
1,2-Dichloroethane	<0.39	ug/L	5.0	0.39	1		07/18/24 20:04	107-06-2	
1,1-Dichloroethene	<0.43	ug/L	5.0	0.43	1		07/18/24 20:04	75-35-4	
cis-1,2-Dichloroethene	<0.38	ug/L	5.0	0.38	1		07/18/24 20:04	156-59-2	
trans-1,2-Dichloroethene	<0.66	ug/L	5.0	0.66	1		07/18/24 20:04	156-60-5	
1,2-Dichloropropane	<0.37	ug/L	5.0	0.37	1		07/18/24 20:04	78-87-5	
1,3-Dichloropropane	<0.31	ug/L	5.0	0.31	1		07/18/24 20:04	142-28-9	
2,2-Dichloropropane	<2.1	ug/L	5.0	2.1	1		07/18/24 20:04	594-20-7	
1,1-Dichloropropene	<0.39	ug/L	5.0	0.39	1		07/18/24 20:04	563-58-6	
cis-1,3-Dichloropropene	<0.37	ug/L	5.0	0.37	1		07/18/24 20:04	10061-01-5	
trans-1,3-Dichloropropene	<1.2	ug/L	5.0	1.2	1		07/18/24 20:04	10061-02-6	
Ethylbenzene	6.3	ug/L	5.0	0.36	1		07/18/24 20:04	100-41-4	
Ethyl methacrylate	<3.2	ug/L	100	3.2	1		07/18/24 20:04	97-63-2	
Hexachloro-1,3-butadiene	<0.40	ug/L	5.0	0.40	1		07/18/24 20:04	87-68-3	
n-Hexane	85.0	ug/L	5.0	0.50	1		07/18/24 20:04	110-54-3	
2-Hexanone	<2.5	ug/L	25.0	2.5	1		07/18/24 20:04	591-78-6	
Iodomethane	<1.4	ug/L	10.0	1.4	1		07/18/24 20:04	74-88-4	
Isopropylbenzene (Cumene)	52.5	ug/L	5.0	0.40	1		07/18/24 20:04	98-82-8	
p-Isopropyltoluene	3.7J	ug/L	5.0	0.32	1		07/18/24 20:04	99-87-6	
Methylene Chloride	<4.5	ug/L	5.0	4.5	1		07/18/24 20:04	75-09-2	
1-Methylnaphthalene	16.7	ug/L	10.0	3.3	1		07/18/24 20:04	90-12-0	
2-Methylnaphthalene	11.5	ug/L	10.0	3.2	1		07/18/24 20:04	91-57-6	
4-Methyl-2-pentanone (MIBK)	<2.1	ug/L	25.0	2.1	1		07/18/24 20:04	108-10-1	
Methyl-tert-butyl ether	<0.30	ug/L	4.0	0.30	1		07/18/24 20:04	1634-04-4	
Naphthalene	<0.88	ug/L	1.2	0.88	1		07/18/24 20:04	91-20-3	
n-Propylbenzene	48.2	ug/L	5.0	0.35	1		07/18/24 20:04	103-65-1	
Styrene	<0.34	ug/L	5.0	0.34	1		07/18/24 20:04	100-42-5	
1,1,1,2-Tetrachloroethane	<0.33	ug/L	5.0	0.33	1		07/18/24 20:04	630-20-6	

REPORT OF LABORATORY ANALYSIS

This report shall not be reproduced, except in full,
without the written consent of Pace Analytical Services, LLC.



ANALYTICAL RESULTS

Project: 216 S. College Ave 24-199

Pace Project No.: 50377912

Sample: SP-7 Lab ID: 50377912024 Collected: 07/10/24 15:35 Received: 07/12/24 15:40 Matrix: Water

Parameters	Results	Units	PQL	MDL	DF	Prepared	Analyzed	CAS No.	Qual
8260 MSV Indiana									
Analytical Method: EPA 5030/8260									
Initial Volume/Weight: 5 mL Final Volume/Weight: 5 mL									
Pace Analytical Services - Indianapolis									
1,1,2,2-Tetrachloroethane	<0.28	ug/L	5.0	0.28	1		07/18/24 20:04	79-34-5	
Tetrachloroethene	<0.44	ug/L	5.0	0.44	1		07/18/24 20:04	127-18-4	
Toluene	14.0	ug/L	5.0	1.3	1		07/18/24 20:04	108-88-3	
1,2,3-Trichlorobenzene	<0.71	ug/L	5.0	0.71	1		07/18/24 20:04	87-61-6	
1,2,4-Trichlorobenzene	<0.60	ug/L	5.0	0.60	1		07/18/24 20:04	120-82-1	
1,1,1-Trichloroethane	<0.49	ug/L	5.0	0.49	1		07/18/24 20:04	71-55-6	
1,1,2-Trichloroethane	<0.67	ug/L	5.0	0.67	1		07/18/24 20:04	79-00-5	
Trichloroethene	<0.48	ug/L	5.0	0.48	1		07/18/24 20:04	79-01-6	
Trichlorofluoromethane	<0.41	ug/L	5.0	0.41	1		07/18/24 20:04	75-69-4	
1,2,3-Trichloropropane	<1.6	ug/L	5.0	1.6	1		07/18/24 20:04	96-18-4	
1,2,4-Trimethylbenzene	0.84J	ug/L	5.0	0.41	1		07/18/24 20:04	95-63-6	
1,3,5-Trimethylbenzene	1.4J	ug/L	5.0	0.36	1		07/18/24 20:04	108-67-8	
Vinyl acetate	<0.84	ug/L	50.0	0.84	1		07/18/24 20:04	108-05-4	
Vinyl chloride	<0.46	ug/L	2.0	0.46	1		07/18/24 20:04	75-01-4	
Xylene (Total)	28.8	ug/L	10.0	1.3	1		07/18/24 20:04	1330-20-7	
Surrogates									
Dibromofluoromethane (S)	99	%	82-128		1		07/18/24 20:04	1868-53-7	
4-Bromofluorobenzene (S)	105	%	79-124		1		07/18/24 20:04	460-00-4	
Toluene-d8 (S)	109	%	73-122		1		07/18/24 20:04	2037-26-5	

REPORT OF LABORATORY ANALYSIS

This report shall not be reproduced, except in full,
without the written consent of Pace Analytical Services, LLC.



ANALYTICAL RESULTS

Project: 216 S. College Ave 24-199

Pace Project No.: 50377912

Sample: SP-8 Lab ID: 50377912025 Collected: 07/10/24 16:20 Received: 07/12/24 15:40 Matrix: Water

Parameters	Results	Units	PQL	MDL	DF	Prepared	Analyzed	CAS No.	Qual
6010 MET ICP									
Analytical Method: EPA 6010 Preparation Method: EPA 3010									
Initial Volume/Weight: 50 mL Final Volume/Weight: 50 mL									
Pace Analytical Services - Indianapolis									
Arsenic	58.3	ug/L	10.0	4.3	1	07/19/24 08:05	07/20/24 01:31	7440-38-2	
Lead	118	ug/L	10.0	2.0	1	07/19/24 08:05	07/20/24 01:31	7439-92-1	
8270 PAH by 3511									
Analytical Method: EPA 8270 by SIM 40E Preparation Method: EPA 3511									
Initial Volume/Weight: 38.9 mL Final Volume/Weight: 2 mL									
Pace Analytical Services - Indianapolis									
Acenaphthene	0.46J	ug/L	1.0	0.097	1	07/15/24 12:20	07/15/24 23:21	83-32-9	
Acenaphthylene	0.30J	ug/L	1.0	0.075	1	07/15/24 12:20	07/15/24 23:21	208-96-8	
Anthracene	0.13	ug/L	0.10	0.083	1	07/15/24 12:20	07/15/24 23:21	120-12-7	
Benzo(a)anthracene	0.36	ug/L	0.10	0.067	1	07/15/24 12:20	07/15/24 23:21	56-55-3	
Benzo(a)pyrene	<0.072	ug/L	0.10	0.072	1	07/15/24 12:20	07/15/24 23:21	50-32-8	
Benzo(b)fluoranthene	0.10J	ug/L	0.10	0.067	1	07/15/24 12:20	07/15/24 23:21	205-99-2	
Benzo(g,h,i)perylene	<0.094	ug/L	0.10	0.094	1	07/15/24 12:20	07/15/24 23:21	191-24-2	
Benzo(k)fluoranthene	<0.070	ug/L	0.10	0.070	1	07/15/24 12:20	07/15/24 23:21	207-08-9	
Chrysene	0.64	ug/L	0.51	0.063	1	07/15/24 12:20	07/15/24 23:21	218-01-9	
Dibenz(a,h)anthracene	<0.078	ug/L	0.10	0.078	1	07/15/24 12:20	07/15/24 23:21	53-70-3	
Fluoranthene	0.25J	ug/L	1.0	0.076	1	07/15/24 12:20	07/15/24 23:21	206-44-0	
Fluorene	0.52J	ug/L	1.0	0.099	1	07/15/24 12:20	07/15/24 23:21	86-73-7	
Indeno(1,2,3-cd)pyrene	<0.060	ug/L	0.10	0.060	1	07/15/24 12:20	07/15/24 23:21	193-39-5	
1-Methylnaphthalene	26.2	ug/L	1.0	0.089	1	07/15/24 12:20	07/15/24 23:21	90-12-0	
2-Methylnaphthalene	31.4	ug/L	1.0	0.10	1	07/15/24 12:20	07/15/24 23:21	91-57-6	
Naphthalene	13.7	ug/L	1.0	0.42	1	07/15/24 12:20	07/15/24 23:21	91-20-3	
Phenanthrene	1.1	ug/L	1.0	0.11	1	07/15/24 12:20	07/15/24 23:21	85-01-8	
Pyrene	0.35J	ug/L	1.0	0.10	1	07/15/24 12:20	07/15/24 23:21	129-00-0	
Surrogates									
2-Fluorobiphenyl (S)	98	%	43-129		1	07/15/24 12:20	07/15/24 23:21	321-60-8	
p-Terphenyl-d14 (S)	123	%	64-162		1	07/15/24 12:20	07/15/24 23:21	1718-51-0	
8260 MSV Indiana									
Analytical Method: EPA 5030/8260									
Initial Volume/Weight: 5 mL Final Volume/Weight: 5 mL									
Pace Analytical Services - Indianapolis									
Acetone	<17.5	ug/L	100	17.5	1		07/18/24 20:34	67-64-1	
Acrolein	<17.3	ug/L	50.0	17.3	1		07/18/24 20:34	107-02-8	
Acrylonitrile	<2.5	ug/L	100	2.5	1		07/18/24 20:34	107-13-1	
Benzene	540	ug/L	50.0	3.7	10		07/19/24 17:55	71-43-2	
Bromobenzene	<0.31	ug/L	5.0	0.31	1		07/18/24 20:34	108-86-1	
Bromochloromethane	<0.36	ug/L	5.0	0.36	1		07/18/24 20:34	74-97-5	
Bromodichloromethane	<0.48	ug/L	5.0	0.48	1		07/18/24 20:34	75-27-4	
Bromoform	<0.96	ug/L	5.0	0.96	1		07/18/24 20:34	75-25-2	
Bromomethane	<0.67	ug/L	5.0	0.67	1		07/18/24 20:34	74-83-9	
2-Butanone (MEK)	<11.8	ug/L	25.0	11.8	1		07/18/24 20:34	78-93-3	
n-Butylbenzene	5.7	ug/L	5.0	0.35	1		07/18/24 20:34	104-51-8	
sec-Butylbenzene	6.1	ug/L	5.0	0.36	1		07/18/24 20:34	135-98-8	
tert-Butylbenzene	0.48J	ug/L	5.0	0.33	1		07/18/24 20:34	98-06-6	

REPORT OF LABORATORY ANALYSIS

This report shall not be reproduced, except in full,
without the written consent of Pace Analytical Services, LLC.



ANALYTICAL RESULTS

Project: 216 S. College Ave 24-199

Pace Project No.: 50377912

Sample: SP-8 Lab ID: 50377912025 Collected: 07/10/24 16:20 Received: 07/12/24 15:40 Matrix: Water

Parameters	Results	Units	PQL	MDL	DF	Prepared	Analyzed	CAS No.	Qual
8260 MSV Indiana									
Analytical Method: EPA 5030/8260									
Initial Volume/Weight: 5 mL Final Volume/Weight: 5 mL									
Pace Analytical Services - Indianapolis									
Carbon disulfide	<0.82	ug/L	10.0	0.82	1		07/18/24 20:34	75-15-0	
Carbon tetrachloride	<0.45	ug/L	5.0	0.45	1		07/18/24 20:34	56-23-5	
Chlorobenzene	<0.32	ug/L	5.0	0.32	1		07/18/24 20:34	108-90-7	
Chloroethane	<1.6	ug/L	5.0	1.6	1		07/18/24 20:34	75-00-3	
Chloroform	<0.73	ug/L	5.0	0.73	1		07/18/24 20:34	67-66-3	
Chloromethane	<0.51	ug/L	5.0	0.51	1		07/18/24 20:34	74-87-3	
2-Chlorotoluene	<0.38	ug/L	5.0	0.38	1		07/18/24 20:34	95-49-8	
4-Chlorotoluene	<0.38	ug/L	5.0	0.38	1		07/18/24 20:34	106-43-4	
Dibromochloromethane	<0.38	ug/L	5.0	0.38	1		07/18/24 20:34	124-48-1	
1,2-Dibromoethane (EDB)	<0.65	ug/L	5.0	0.65	1		07/18/24 20:34	106-93-4	
Dibromomethane	<0.81	ug/L	5.0	0.81	1		07/18/24 20:34	74-95-3	
1,2-Dichlorobenzene	<0.28	ug/L	5.0	0.28	1		07/18/24 20:34	95-50-1	
1,3-Dichlorobenzene	<0.28	ug/L	5.0	0.28	1		07/18/24 20:34	541-73-1	
1,4-Dichlorobenzene	<0.28	ug/L	5.0	0.28	1		07/18/24 20:34	106-46-7	
trans-1,4-Dichloro-2-butene	<2.3	ug/L	100	2.3	1		07/18/24 20:34	110-57-6	
Dichlorodifluoromethane	<0.51	ug/L	5.0	0.51	1		07/18/24 20:34	75-71-8	
1,1-Dichloroethane	<0.39	ug/L	5.0	0.39	1		07/18/24 20:34	75-34-3	
1,2-Dichloroethane	<0.39	ug/L	5.0	0.39	1		07/18/24 20:34	107-06-2	
1,1-Dichloroethene	<0.43	ug/L	5.0	0.43	1		07/18/24 20:34	75-35-4	
cis-1,2-Dichloroethene	<0.38	ug/L	5.0	0.38	1		07/18/24 20:34	156-59-2	
trans-1,2-Dichloroethene	<0.66	ug/L	5.0	0.66	1		07/18/24 20:34	156-60-5	
1,2-Dichloropropane	<0.37	ug/L	5.0	0.37	1		07/18/24 20:34	78-87-5	
1,3-Dichloropropane	<0.31	ug/L	5.0	0.31	1		07/18/24 20:34	142-28-9	
2,2-Dichloropropane	<2.1	ug/L	5.0	2.1	1		07/18/24 20:34	594-20-7	
1,1-Dichloropropene	<0.39	ug/L	5.0	0.39	1		07/18/24 20:34	563-58-6	
cis-1,3-Dichloropropene	<0.37	ug/L	5.0	0.37	1		07/18/24 20:34	10061-01-5	
trans-1,3-Dichloropropene	<1.2	ug/L	5.0	1.2	1		07/18/24 20:34	10061-02-6	
Ethylbenzene	26.3	ug/L	5.0	0.36	1		07/18/24 20:34	100-41-4	
Ethyl methacrylate	<3.2	ug/L	100	3.2	1		07/18/24 20:34	97-63-2	
Hexachloro-1,3-butadiene	<0.40	ug/L	5.0	0.40	1		07/18/24 20:34	87-68-3	
n-Hexane	142	ug/L	5.0	0.50	1		07/18/24 20:34	110-54-3	
2-Hexanone	<2.5	ug/L	25.0	2.5	1		07/18/24 20:34	591-78-6	
Iodomethane	<1.4	ug/L	10.0	1.4	1		07/18/24 20:34	74-88-4	
Isopropylbenzene (Cumene)	25.0	ug/L	5.0	0.40	1		07/18/24 20:34	98-82-8	
p-Isopropyltoluene	4.4J	ug/L	5.0	0.32	1		07/18/24 20:34	99-87-6	
Methylene Chloride	<4.5	ug/L	5.0	4.5	1		07/18/24 20:34	75-09-2	
1-Methylnaphthalene	23.0	ug/L	10.0	3.3	1		07/18/24 20:34	90-12-0	
2-Methylnaphthalene	27.2	ug/L	10.0	3.2	1		07/18/24 20:34	91-57-6	
4-Methyl-2-pentanone (MIBK)	<2.1	ug/L	25.0	2.1	1		07/18/24 20:34	108-10-1	
Methyl-tert-butyl ether	<0.30	ug/L	4.0	0.30	1		07/18/24 20:34	1634-04-4	
Naphthalene	8.8	ug/L	1.2	0.88	1		07/18/24 20:34	91-20-3	
n-Propylbenzene	35.0	ug/L	5.0	0.35	1		07/18/24 20:34	103-65-1	
Styrene	<0.34	ug/L	5.0	0.34	1		07/18/24 20:34	100-42-5	
1,1,1,2-Tetrachloroethane	<0.33	ug/L	5.0	0.33	1		07/18/24 20:34	630-20-6	

REPORT OF LABORATORY ANALYSIS

This report shall not be reproduced, except in full,
without the written consent of Pace Analytical Services, LLC.



ANALYTICAL RESULTS

Project: 216 S. College Ave 24-199

Pace Project No.: 50377912

Sample: SP-8 Lab ID: 50377912025 Collected: 07/10/24 16:20 Received: 07/12/24 15:40 Matrix: Water

Parameters	Results	Units	PQL	MDL	DF	Prepared	Analyzed	CAS No.	Qual
8260 MSV Indiana									
Analytical Method: EPA 5030/8260									
Initial Volume/Weight: 5 mL Final Volume/Weight: 5 mL									
Pace Analytical Services - Indianapolis									
1,1,2,2-Tetrachloroethane	<0.28	ug/L	5.0	0.28	1		07/18/24 20:34	79-34-5	
Tetrachloroethene	<0.44	ug/L	5.0	0.44	1		07/18/24 20:34	127-18-4	
Toluene	14.7	ug/L	5.0	1.3	1		07/18/24 20:34	108-88-3	
1,2,3-Trichlorobenzene	<0.71	ug/L	5.0	0.71	1		07/18/24 20:34	87-61-6	
1,2,4-Trichlorobenzene	<0.60	ug/L	5.0	0.60	1		07/18/24 20:34	120-82-1	
1,1,1-Trichloroethane	<0.49	ug/L	5.0	0.49	1		07/18/24 20:34	71-55-6	
1,1,2-Trichloroethane	<0.67	ug/L	5.0	0.67	1		07/18/24 20:34	79-00-5	
Trichloroethene	<0.48	ug/L	5.0	0.48	1		07/18/24 20:34	79-01-6	
Trichlorofluoromethane	<0.41	ug/L	5.0	0.41	1		07/18/24 20:34	75-69-4	
1,2,3-Trichloropropane	<1.6	ug/L	5.0	1.6	1		07/18/24 20:34	96-18-4	
1,2,4-Trimethylbenzene	22.9	ug/L	5.0	0.41	1		07/18/24 20:34	95-63-6	
1,3,5-Trimethylbenzene	11.7	ug/L	5.0	0.36	1		07/18/24 20:34	108-67-8	
Vinyl acetate	<0.84	ug/L	50.0	0.84	1		07/18/24 20:34	108-05-4	
Vinyl chloride	<0.46	ug/L	2.0	0.46	1		07/18/24 20:34	75-01-4	
Xylene (Total)	59.9	ug/L	10.0	1.3	1		07/18/24 20:34	1330-20-7	
Surrogates									
Dibromofluoromethane (S)	98	%	82-128		1		07/18/24 20:34	1868-53-7	
4-Bromofluorobenzene (S)	101	%	79-124		1		07/18/24 20:34	460-00-4	
Toluene-d8 (S)	103	%	73-122		1		07/18/24 20:34	2037-26-5	

REPORT OF LABORATORY ANALYSIS

This report shall not be reproduced, except in full,
without the written consent of Pace Analytical Services, LLC.



ANALYTICAL RESULTS

Project: 216 S. College Ave 24-199

Pace Project No.: 50377912

Sample: SP-9 Lab ID: 50377912026 Collected: 07/10/24 15:48 Received: 07/12/24 15:40 Matrix: Water

Parameters	Results	Units	PQL	MDL	DF	Prepared	Analyzed	CAS No.	Qual
6010 MET ICP									
Analytical Method: EPA 6010 Preparation Method: EPA 3010									
Initial Volume/Weight: 50 mL Final Volume/Weight: 50 mL									
Pace Analytical Services - Indianapolis									
Arsenic	20.8	ug/L	10.0	4.3	1	07/19/24 08:05	07/20/24 01:32	7440-38-2	
Lead	16.3	ug/L	10.0	2.0	1	07/19/24 08:05	07/20/24 01:32	7439-92-1	
8270 PAH by 3511									
Analytical Method: EPA 8270 by SIM 40E Preparation Method: EPA 3511									
Initial Volume/Weight: 40 mL Final Volume/Weight: 2 mL									
Pace Analytical Services - Indianapolis									
Acenaphthene	0.36J	ug/L	1.0	0.094	1	07/15/24 12:20	07/15/24 23:32	83-32-9	
Acenaphthylene	0.086J	ug/L	1.0	0.073	1	07/15/24 12:20	07/15/24 23:32	208-96-8	
Anthracene	<0.081	ug/L	0.10	0.081	1	07/15/24 12:20	07/15/24 23:32	120-12-7	
Benzo(a)anthracene	<0.065	ug/L	0.10	0.065	1	07/15/24 12:20	07/15/24 23:32	56-55-3	
Benzo(a)pyrene	<0.070	ug/L	0.10	0.070	1	07/15/24 12:20	07/15/24 23:32	50-32-8	
Benzo(b)fluoranthene	<0.065	ug/L	0.10	0.065	1	07/15/24 12:20	07/15/24 23:32	205-99-2	
Benzo(g,h,i)perylene	<0.091	ug/L	0.10	0.091	1	07/15/24 12:20	07/15/24 23:32	191-24-2	
Benzo(k)fluoranthene	<0.068	ug/L	0.10	0.068	1	07/15/24 12:20	07/15/24 23:32	207-08-9	
Chrysene	<0.061	ug/L	0.50	0.061	1	07/15/24 12:20	07/15/24 23:32	218-01-9	
Dibenz(a,h)anthracene	<0.076	ug/L	0.10	0.076	1	07/15/24 12:20	07/15/24 23:32	53-70-3	
Fluoranthene	<0.074	ug/L	1.0	0.074	1	07/15/24 12:20	07/15/24 23:32	206-44-0	
Fluorene	0.28J	ug/L	1.0	0.096	1	07/15/24 12:20	07/15/24 23:32	86-73-7	
Indeno(1,2,3-cd)pyrene	<0.058	ug/L	0.10	0.058	1	07/15/24 12:20	07/15/24 23:32	193-39-5	
1-Methylnaphthalene	18.6	ug/L	1.0	0.087	1	07/15/24 12:20	07/15/24 23:32	90-12-0	
2-Methylnaphthalene	12.8	ug/L	1.0	0.098	1	07/15/24 12:20	07/15/24 23:32	91-57-6	
Naphthalene	<0.41	ug/L	1.0	0.41	1	07/15/24 12:20	07/15/24 23:32	91-20-3	
Phenanthrene	0.24J	ug/L	1.0	0.10	1	07/15/24 12:20	07/15/24 23:32	85-01-8	
Pyrene	<0.099	ug/L	1.0	0.099	1	07/15/24 12:20	07/15/24 23:32	129-00-0	
Surrogates									
2-Fluorobiphenyl (S)	85	%	43-129		1	07/15/24 12:20	07/15/24 23:32	321-60-8	
p-Terphenyl-d14 (S)	116	%	64-162		1	07/15/24 12:20	07/15/24 23:32	1718-51-0	
8260 MSV Indiana									
Analytical Method: EPA 5030/8260									
Initial Volume/Weight: 5 mL Final Volume/Weight: 5 mL									
Pace Analytical Services - Indianapolis									
Acetone	<17.5	ug/L	100	17.5	1		07/18/24 21:04	67-64-1	
Acrolein	<17.3	ug/L	50.0	17.3	1		07/18/24 21:04	107-02-8	
Acrylonitrile	<2.5	ug/L	100	2.5	1		07/18/24 21:04	107-13-1	
Benzene	42.5	ug/L	5.0	0.37	1		07/18/24 21:04	71-43-2	
Bromobenzene	<0.31	ug/L	5.0	0.31	1		07/18/24 21:04	108-86-1	
Bromochloromethane	<0.36	ug/L	5.0	0.36	1		07/18/24 21:04	74-97-5	
Bromodichloromethane	<0.48	ug/L	5.0	0.48	1		07/18/24 21:04	75-27-4	
Bromoform	<0.96	ug/L	5.0	0.96	1		07/18/24 21:04	75-25-2	
Bromomethane	<0.67	ug/L	5.0	0.67	1		07/18/24 21:04	74-83-9	
2-Butanone (MEK)	<11.8	ug/L	25.0	11.8	1		07/18/24 21:04	78-93-3	
n-Butylbenzene	2.2J	ug/L	5.0	0.35	1		07/18/24 21:04	104-51-8	
sec-Butylbenzene	4.7J	ug/L	5.0	0.36	1		07/18/24 21:04	135-98-8	
tert-Butylbenzene	0.49J	ug/L	5.0	0.33	1		07/18/24 21:04	98-06-6	

REPORT OF LABORATORY ANALYSIS

This report shall not be reproduced, except in full,
without the written consent of Pace Analytical Services, LLC.



ANALYTICAL RESULTS

Project: 216 S. College Ave 24-199

Pace Project No.: 50377912

Sample: SP-9 Lab ID: 50377912026 Collected: 07/10/24 15:48 Received: 07/12/24 15:40 Matrix: Water

Parameters	Results	Units	PQL	MDL	DF	Prepared	Analyzed	CAS No.	Qual
8260 MSV Indiana									
Analytical Method: EPA 5030/8260									
Initial Volume/Weight: 5 mL Final Volume/Weight: 5 mL									
Pace Analytical Services - Indianapolis									
Carbon disulfide	<0.82	ug/L	10.0	0.82	1		07/18/24 21:04	75-15-0	
Carbon tetrachloride	<0.45	ug/L	5.0	0.45	1		07/18/24 21:04	56-23-5	
Chlorobenzene	<0.32	ug/L	5.0	0.32	1		07/18/24 21:04	108-90-7	
Chloroethane	<1.6	ug/L	5.0	1.6	1		07/18/24 21:04	75-00-3	
Chloroform	<0.73	ug/L	5.0	0.73	1		07/18/24 21:04	67-66-3	
Chloromethane	<0.51	ug/L	5.0	0.51	1		07/18/24 21:04	74-87-3	
2-Chlorotoluene	<0.38	ug/L	5.0	0.38	1		07/18/24 21:04	95-49-8	
4-Chlorotoluene	<0.38	ug/L	5.0	0.38	1		07/18/24 21:04	106-43-4	
Dibromochloromethane	<0.38	ug/L	5.0	0.38	1		07/18/24 21:04	124-48-1	
1,2-Dibromoethane (EDB)	<0.65	ug/L	5.0	0.65	1		07/18/24 21:04	106-93-4	
Dibromomethane	<0.81	ug/L	5.0	0.81	1		07/18/24 21:04	74-95-3	
1,2-Dichlorobenzene	<0.28	ug/L	5.0	0.28	1		07/18/24 21:04	95-50-1	
1,3-Dichlorobenzene	<0.28	ug/L	5.0	0.28	1		07/18/24 21:04	541-73-1	
1,4-Dichlorobenzene	<0.28	ug/L	5.0	0.28	1		07/18/24 21:04	106-46-7	
trans-1,4-Dichloro-2-butene	<2.3	ug/L	100	2.3	1		07/18/24 21:04	110-57-6	
Dichlorodifluoromethane	<0.51	ug/L	5.0	0.51	1		07/18/24 21:04	75-71-8	
1,1-Dichloroethane	<0.39	ug/L	5.0	0.39	1		07/18/24 21:04	75-34-3	
1,2-Dichloroethane	<0.39	ug/L	5.0	0.39	1		07/18/24 21:04	107-06-2	
1,1-Dichloroethene	<0.43	ug/L	5.0	0.43	1		07/18/24 21:04	75-35-4	
cis-1,2-Dichloroethene	<0.38	ug/L	5.0	0.38	1		07/18/24 21:04	156-59-2	
trans-1,2-Dichloroethene	<0.66	ug/L	5.0	0.66	1		07/18/24 21:04	156-60-5	
1,2-Dichloropropane	<0.37	ug/L	5.0	0.37	1		07/18/24 21:04	78-87-5	
1,3-Dichloropropane	<0.31	ug/L	5.0	0.31	1		07/18/24 21:04	142-28-9	
2,2-Dichloropropane	<2.1	ug/L	5.0	2.1	1		07/18/24 21:04	594-20-7	
1,1-Dichloropropene	<0.39	ug/L	5.0	0.39	1		07/18/24 21:04	563-58-6	
cis-1,3-Dichloropropene	<0.37	ug/L	5.0	0.37	1		07/18/24 21:04	10061-01-5	
trans-1,3-Dichloropropene	<1.2	ug/L	5.0	1.2	1		07/18/24 21:04	10061-02-6	
Ethylbenzene	1.5J	ug/L	5.0	0.36	1		07/18/24 21:04	100-41-4	
Ethyl methacrylate	<3.2	ug/L	100	3.2	1		07/18/24 21:04	97-63-2	
Hexachloro-1,3-butadiene	<0.40	ug/L	5.0	0.40	1		07/18/24 21:04	87-68-3	
n-Hexane	28.3	ug/L	5.0	0.50	1		07/18/24 21:04	110-54-3	
2-Hexanone	<2.5	ug/L	25.0	2.5	1		07/18/24 21:04	591-78-6	
Iodomethane	<1.4	ug/L	10.0	1.4	1		07/18/24 21:04	74-88-4	
Isopropylbenzene (Cumene)	15.1	ug/L	5.0	0.40	1		07/18/24 21:04	98-82-8	
p-Isopropyltoluene	0.72J	ug/L	5.0	0.32	1		07/18/24 21:04	99-87-6	
Methylene Chloride	<4.5	ug/L	5.0	4.5	1		07/18/24 21:04	75-09-2	
1-Methylnaphthalene	14.4	ug/L	10.0	3.3	1		07/18/24 21:04	90-12-0	
2-Methylnaphthalene	9.7J	ug/L	10.0	3.2	1		07/18/24 21:04	91-57-6	
4-Methyl-2-pentanone (MIBK)	<2.1	ug/L	25.0	2.1	1		07/18/24 21:04	108-10-1	
Methyl-tert-butyl ether	<0.30	ug/L	4.0	0.30	1		07/18/24 21:04	1634-04-4	
Naphthalene	<0.88	ug/L	1.2	0.88	1		07/18/24 21:04	91-20-3	
n-Propylbenzene	13.3	ug/L	5.0	0.35	1		07/18/24 21:04	103-65-1	
Styrene	<0.34	ug/L	5.0	0.34	1		07/18/24 21:04	100-42-5	
1,1,1,2-Tetrachloroethane	<0.33	ug/L	5.0	0.33	1		07/18/24 21:04	630-20-6	

REPORT OF LABORATORY ANALYSIS

This report shall not be reproduced, except in full,
without the written consent of Pace Analytical Services, LLC.



ANALYTICAL RESULTS

Project: 216 S. College Ave 24-199

Pace Project No.: 50377912

Sample: SP-9 Lab ID: 50377912026 Collected: 07/10/24 15:48 Received: 07/12/24 15:40 Matrix: Water

Parameters	Results	Units	PQL	MDL	DF	Prepared	Analyzed	CAS No.	Qual
8260 MSV Indiana									
Analytical Method: EPA 5030/8260									
Initial Volume/Weight: 5 mL Final Volume/Weight: 5 mL									
Pace Analytical Services - Indianapolis									
1,1,2,2-Tetrachloroethane	<0.28	ug/L	5.0	0.28	1		07/18/24 21:04	79-34-5	
Tetrachloroethene	<0.44	ug/L	5.0	0.44	1		07/18/24 21:04	127-18-4	
Toluene	3.5J	ug/L	5.0	1.3	1		07/18/24 21:04	108-88-3	
1,2,3-Trichlorobenzene	<0.71	ug/L	5.0	0.71	1		07/18/24 21:04	87-61-6	
1,2,4-Trichlorobenzene	<0.60	ug/L	5.0	0.60	1		07/18/24 21:04	120-82-1	
1,1,1-Trichloroethane	<0.49	ug/L	5.0	0.49	1		07/18/24 21:04	71-55-6	
1,1,2-Trichloroethane	<0.67	ug/L	5.0	0.67	1		07/18/24 21:04	79-00-5	
Trichloroethene	<0.48	ug/L	5.0	0.48	1		07/18/24 21:04	79-01-6	
Trichlorofluoromethane	<0.41	ug/L	5.0	0.41	1		07/18/24 21:04	75-69-4	
1,2,3-Trichloropropane	<1.6	ug/L	5.0	1.6	1		07/18/24 21:04	96-18-4	
1,2,4-Trimethylbenzene	0.57J	ug/L	5.0	0.41	1		07/18/24 21:04	95-63-6	
1,3,5-Trimethylbenzene	0.50J	ug/L	5.0	0.36	1		07/18/24 21:04	108-67-8	
Vinyl acetate	<0.84	ug/L	50.0	0.84	1		07/18/24 21:04	108-05-4	
Vinyl chloride	<0.46	ug/L	2.0	0.46	1		07/18/24 21:04	75-01-4	
Xylene (Total)	13.0	ug/L	10.0	1.3	1		07/18/24 21:04	1330-20-7	
Surrogates									
Dibromofluoromethane (S)	96	%	82-128		1		07/18/24 21:04	1868-53-7	
4-Bromofluorobenzene (S)	101	%	79-124		1		07/18/24 21:04	460-00-4	
Toluene-d8 (S)	99	%	73-122		1		07/18/24 21:04	2037-26-5	

REPORT OF LABORATORY ANALYSIS

This report shall not be reproduced, except in full,
without the written consent of Pace Analytical Services, LLC.



ANALYTICAL RESULTS

Project: 216 S. College Ave 24-199

Pace Project No.: 50377912

Sample: SP-10 Lab ID: 50377912027 Collected: 07/10/24 13:56 Received: 07/12/24 15:40 Matrix: Water

Parameters	Results	Units	PQL	MDL	DF	Prepared	Analyzed	CAS No.	Qual
6010 MET ICP									
Analytical Method: EPA 6010 Preparation Method: EPA 3010									
Initial Volume/Weight: 10 mL Final Volume/Weight: 50 mL									
Pace Analytical Services - Indianapolis									
Arsenic	101	ug/L	50.0	21.6	1	07/19/24 08:05	07/20/24 01:34	7440-38-2	
Lead	240	ug/L	50.0	10.2	1	07/19/24 08:05	07/20/24 01:34	7439-92-1	
8270 PAH by 3511									
Analytical Method: EPA 8270 by SIM 40E Preparation Method: EPA 3511									
Initial Volume/Weight: 40.4 mL Final Volume/Weight: 2 mL									
Pace Analytical Services - Indianapolis									
Acenaphthene	0.13J	ug/L	0.99	0.093	1	07/15/24 12:20	07/15/24 23:42	83-32-9	
Acenaphthylene	<0.072	ug/L	0.99	0.072	1	07/15/24 12:20	07/15/24 23:42	208-96-8	
Anthracene	<0.080	ug/L	0.099	0.080	1	07/15/24 12:20	07/15/24 23:42	120-12-7	
Benzo(a)anthracene	<0.064	ug/L	0.099	0.064	1	07/15/24 12:20	07/15/24 23:42	56-55-3	
Benzo(a)pyrene	<0.069	ug/L	0.099	0.069	1	07/15/24 12:20	07/15/24 23:42	50-32-8	
Benzo(b)fluoranthene	<0.064	ug/L	0.099	0.064	1	07/15/24 12:20	07/15/24 23:42	205-99-2	
Benzo(g,h,i)perylene	<0.090	ug/L	0.099	0.090	1	07/15/24 12:20	07/15/24 23:42	191-24-2	
Benzo(k)fluoranthene	<0.067	ug/L	0.099	0.067	1	07/15/24 12:20	07/15/24 23:42	207-08-9	
Chrysene	<0.060	ug/L	0.50	0.060	1	07/15/24 12:20	07/15/24 23:42	218-01-9	
Dibenz(a,h)anthracene	<0.075	ug/L	0.099	0.075	1	07/15/24 12:20	07/15/24 23:42	53-70-3	
Fluoranthene	<0.073	ug/L	0.99	0.073	1	07/15/24 12:20	07/15/24 23:42	206-44-0	
Fluorene	<0.095	ug/L	0.99	0.095	1	07/15/24 12:20	07/15/24 23:42	86-73-7	
Indeno(1,2,3-cd)pyrene	<0.057	ug/L	0.099	0.057	1	07/15/24 12:20	07/15/24 23:42	193-39-5	
1-Methylnaphthalene	12.5	ug/L	0.99	0.086	1	07/15/24 12:20	07/15/24 23:42	90-12-0	
2-Methylnaphthalene	14.1	ug/L	0.99	0.097	1	07/15/24 12:20	07/15/24 23:42	91-57-6	
Naphthalene	2.6	ug/L	0.99	0.41	1	07/15/24 12:20	07/15/24 23:42	91-20-3	
Phenanthrene	<0.10	ug/L	0.99	0.10	1	07/15/24 12:20	07/15/24 23:42	85-01-8	
Pyrene	<0.098	ug/L	0.99	0.098	1	07/15/24 12:20	07/15/24 23:42	129-00-0	
Surrogates									
2-Fluorobiphenyl (S)	72	%	43-129		1	07/15/24 12:20	07/15/24 23:42	321-60-8	
p-Terphenyl-d14 (S)	100	%	64-162		1	07/15/24 12:20	07/15/24 23:42	1718-51-0	
8260 MSV Indiana									
Analytical Method: EPA 5030/8260									
Initial Volume/Weight: 5 mL Final Volume/Weight: 5 mL									
Pace Analytical Services - Indianapolis									
Acetone	<17.5	ug/L	100	17.5	1		07/19/24 02:39	67-64-1	
Acrolein	<17.3	ug/L	50.0	17.3	1		07/19/24 02:39	107-02-8	
Acrylonitrile	<2.5	ug/L	100	2.5	1		07/19/24 02:39	107-13-1	
Benzene	241	ug/L	5.0	0.37	1		07/19/24 02:39	71-43-2	M1
Bromobenzene	<0.31	ug/L	5.0	0.31	1		07/19/24 02:39	108-86-1	
Bromochloromethane	<0.36	ug/L	5.0	0.36	1		07/19/24 02:39	74-97-5	
Bromodichloromethane	<0.48	ug/L	5.0	0.48	1		07/19/24 02:39	75-27-4	
Bromoform	<0.96	ug/L	5.0	0.96	1		07/19/24 02:39	75-25-2	
Bromomethane	<0.67	ug/L	5.0	0.67	1		07/19/24 02:39	74-83-9	
2-Butanone (MEK)	40.4	ug/L	25.0	11.8	1		07/19/24 02:39	78-93-3	
n-Butylbenzene	3.0J	ug/L	5.0	0.35	1		07/19/24 02:39	104-51-8	
sec-Butylbenzene	3.5J	ug/L	5.0	0.36	1		07/19/24 02:39	135-98-8	
tert-Butylbenzene	0.57J	ug/L	5.0	0.33	1		07/19/24 02:39	98-06-6	

REPORT OF LABORATORY ANALYSIS

This report shall not be reproduced, except in full,
without the written consent of Pace Analytical Services, LLC.



ANALYTICAL RESULTS

Project: 216 S. College Ave 24-199

Pace Project No.: 50377912

Sample: SP-10 Lab ID: 50377912027 Collected: 07/10/24 13:56 Received: 07/12/24 15:40 Matrix: Water

Parameters	Results	Units	PQL	MDL	DF	Prepared	Analyzed	CAS No.	Qual
8260 MSV Indiana									
Analytical Method: EPA 5030/8260									
Initial Volume/Weight: 5 mL Final Volume/Weight: 5 mL									
Pace Analytical Services - Indianapolis									
Carbon disulfide	<0.82	ug/L	10.0	0.82	1		07/19/24 02:39	75-15-0	
Carbon tetrachloride	<0.45	ug/L	5.0	0.45	1		07/19/24 02:39	56-23-5	
Chlorobenzene	<0.32	ug/L	5.0	0.32	1		07/19/24 02:39	108-90-7	
Chloroethane	<1.6	ug/L	5.0	1.6	1		07/19/24 02:39	75-00-3	
Chloroform	<0.73	ug/L	5.0	0.73	1		07/19/24 02:39	67-66-3	
Chloromethane	<0.51	ug/L	5.0	0.51	1		07/19/24 02:39	74-87-3	
2-Chlorotoluene	<0.38	ug/L	5.0	0.38	1		07/19/24 02:39	95-49-8	
4-Chlorotoluene	<0.38	ug/L	5.0	0.38	1		07/19/24 02:39	106-43-4	
Dibromochloromethane	<0.38	ug/L	5.0	0.38	1		07/19/24 02:39	124-48-1	
1,2-Dibromoethane (EDB)	<0.65	ug/L	5.0	0.65	1		07/19/24 02:39	106-93-4	
Dibromomethane	<0.81	ug/L	5.0	0.81	1		07/19/24 02:39	74-95-3	
1,2-Dichlorobenzene	<0.28	ug/L	5.0	0.28	1		07/19/24 02:39	95-50-1	
1,3-Dichlorobenzene	<0.28	ug/L	5.0	0.28	1		07/19/24 02:39	541-73-1	
1,4-Dichlorobenzene	<0.28	ug/L	5.0	0.28	1		07/19/24 02:39	106-46-7	
trans-1,4-Dichloro-2-butene	<2.3	ug/L	100	2.3	1		07/19/24 02:39	110-57-6	
Dichlorodifluoromethane	<0.51	ug/L	5.0	0.51	1		07/19/24 02:39	75-71-8	
1,1-Dichloroethane	<0.39	ug/L	5.0	0.39	1		07/19/24 02:39	75-34-3	
1,2-Dichloroethane	<0.39	ug/L	5.0	0.39	1		07/19/24 02:39	107-06-2	
1,1-Dichloroethene	<0.43	ug/L	5.0	0.43	1		07/19/24 02:39	75-35-4	
cis-1,2-Dichloroethene	<0.38	ug/L	5.0	0.38	1		07/19/24 02:39	156-59-2	
trans-1,2-Dichloroethene	<0.66	ug/L	5.0	0.66	1		07/19/24 02:39	156-60-5	
1,2-Dichloropropane	<0.37	ug/L	5.0	0.37	1		07/19/24 02:39	78-87-5	
1,3-Dichloropropane	<0.31	ug/L	5.0	0.31	1		07/19/24 02:39	142-28-9	
2,2-Dichloropropane	<2.1	ug/L	5.0	2.1	1		07/19/24 02:39	594-20-7	
1,1-Dichloropropene	<0.39	ug/L	5.0	0.39	1		07/19/24 02:39	563-58-6	
cis-1,3-Dichloropropene	<0.37	ug/L	5.0	0.37	1		07/19/24 02:39	10061-01-5	
trans-1,3-Dichloropropene	<1.2	ug/L	5.0	1.2	1		07/19/24 02:39	10061-02-6	
Ethylbenzene	13.3	ug/L	5.0	0.36	1		07/19/24 02:39	100-41-4	
Ethyl methacrylate	<3.2	ug/L	100	3.2	1		07/19/24 02:39	97-63-2	
Hexachloro-1,3-butadiene	<0.40	ug/L	5.0	0.40	1		07/19/24 02:39	87-68-3	
n-Hexane	106	ug/L	5.0	0.50	1		07/19/24 02:39	110-54-3	
2-Hexanone	<2.5	ug/L	25.0	2.5	1		07/19/24 02:39	591-78-6	
Iodomethane	<1.4	ug/L	10.0	1.4	1		07/19/24 02:39	74-88-4	
Isopropylbenzene (Cumene)	14.8	ug/L	5.0	0.40	1		07/19/24 02:39	98-82-8	
p-Isopropyltoluene	2.3J	ug/L	5.0	0.32	1		07/19/24 02:39	99-87-6	
Methylene Chloride	<4.5	ug/L	5.0	4.5	1		07/19/24 02:39	75-09-2	
1-Methylnaphthalene	9.2J	ug/L	10.0	3.3	1		07/19/24 02:39	90-12-0	
2-Methylnaphthalene	11.0	ug/L	10.0	3.2	1		07/19/24 02:39	91-57-6	
4-Methyl-2-pentanone (MIBK)	<2.1	ug/L	25.0	2.1	1		07/19/24 02:39	108-10-1	
Methyl-tert-butyl ether	<0.30	ug/L	4.0	0.30	1		07/19/24 02:39	1634-04-4	
Naphthalene	2.7	ug/L	1.2	0.88	1		07/19/24 02:39	91-20-3	
n-Propylbenzene	12.5	ug/L	5.0	0.35	1		07/19/24 02:39	103-65-1	
Styrene	<0.34	ug/L	5.0	0.34	1		07/19/24 02:39	100-42-5	
1,1,1,2-Tetrachloroethane	<0.33	ug/L	5.0	0.33	1		07/19/24 02:39	630-20-6	

REPORT OF LABORATORY ANALYSIS

This report shall not be reproduced, except in full,
without the written consent of Pace Analytical Services, LLC.



ANALYTICAL RESULTS

Project: 216 S. College Ave 24-199

Pace Project No.: 50377912

Sample: SP-10 **Lab ID: 50377912027** Collected: 07/10/24 13:56 Received: 07/12/24 15:40 Matrix: Water

Parameters	Results	Units	PQL	MDL	DF	Prepared	Analyzed	CAS No.	Qual
8260 MSV Indiana									
Analytical Method: EPA 5030/8260									
Initial Volume/Weight: 5 mL Final Volume/Weight: 5 mL									
Pace Analytical Services - Indianapolis									
1,1,2,2-Tetrachloroethane	<0.28	ug/L	5.0	0.28	1		07/19/24 02:39	79-34-5	
Tetrachloroethene	<0.44	ug/L	5.0	0.44	1		07/19/24 02:39	127-18-4	
Toluene	9.7	ug/L	5.0	1.3	1		07/19/24 02:39	108-88-3	
1,2,3-Trichlorobenzene	<0.71	ug/L	5.0	0.71	1		07/19/24 02:39	87-61-6	
1,2,4-Trichlorobenzene	<0.60	ug/L	5.0	0.60	1		07/19/24 02:39	120-82-1	
1,1,1-Trichloroethane	<0.49	ug/L	5.0	0.49	1		07/19/24 02:39	71-55-6	
1,1,2-Trichloroethane	<0.67	ug/L	5.0	0.67	1		07/19/24 02:39	79-00-5	
Trichloroethene	<0.48	ug/L	5.0	0.48	1		07/19/24 02:39	79-01-6	
Trichlorofluoromethane	<0.41	ug/L	5.0	0.41	1		07/19/24 02:39	75-69-4	
1,2,3-Trichloropropane	<1.6	ug/L	5.0	1.6	1		07/19/24 02:39	96-18-4	
1,2,4-Trimethylbenzene	7.1	ug/L	5.0	0.41	1		07/19/24 02:39	95-63-6	
1,3,5-Trimethylbenzene	4.3J	ug/L	5.0	0.36	1		07/19/24 02:39	108-67-8	
Vinyl acetate	<0.84	ug/L	50.0	0.84	1		07/19/24 02:39	108-05-4	
Vinyl chloride	<0.46	ug/L	2.0	0.46	1		07/19/24 02:39	75-01-4	
Xylene (Total)	23.0	ug/L	10.0	1.3	1		07/19/24 02:39	1330-20-7	
Surrogates									
Dibromofluoromethane (S)	96	%	82-128		1		07/19/24 02:39	1868-53-7	H1,pH
4-Bromofluorobenzene (S)	100	%	79-124		1		07/19/24 02:39	460-00-4	
Toluene-d8 (S)	101	%	73-122		1		07/19/24 02:39	2037-26-5	

REPORT OF LABORATORY ANALYSIS

This report shall not be reproduced, except in full,
without the written consent of Pace Analytical Services, LLC.



ANALYTICAL RESULTS

Project: 216 S. College Ave 24-199

Pace Project No.: 50377912

Sample: SP-11 Lab ID: 50377912028 Collected: 07/10/24 14:49 Received: 07/12/24 15:40 Matrix: Water

Parameters	Results	Units	PQL	MDL	DF	Prepared	Analyzed	CAS No.	Qual
6010 MET ICP									
Analytical Method: EPA 6010 Preparation Method: EPA 3010									
Initial Volume/Weight: 50 mL Final Volume/Weight: 50 mL									
Pace Analytical Services - Indianapolis									
Arsenic	27.9	ug/L	10.0	4.3	1	07/19/24 08:05	07/20/24 01:40	7440-38-2	
Lead	24.5	ug/L	10.0	2.0	1	07/19/24 08:05	07/20/24 01:40	7439-92-1	
8270 PAH by 3511									
Analytical Method: EPA 8270 by SIM 40E Preparation Method: EPA 3511									
Initial Volume/Weight: 40.7 mL Final Volume/Weight: 2 mL									
Pace Analytical Services - Indianapolis									
Acenaphthene	<0.092	ug/L	0.98	0.092	1	07/15/24 12:20	07/16/24 00:15	83-32-9	
Acenaphthylene	<0.072	ug/L	0.98	0.072	1	07/15/24 12:20	07/16/24 00:15	208-96-8	
Anthracene	<0.080	ug/L	0.098	0.080	1	07/15/24 12:20	07/16/24 00:15	120-12-7	
Benzo(a)anthracene	<0.064	ug/L	0.098	0.064	1	07/15/24 12:20	07/16/24 00:15	56-55-3	
Benzo(a)pyrene	<0.069	ug/L	0.098	0.069	1	07/15/24 12:20	07/16/24 00:15	50-32-8	
Benzo(b)fluoranthene	<0.064	ug/L	0.098	0.064	1	07/15/24 12:20	07/16/24 00:15	205-99-2	
Benzo(g,h,i)perylene	<0.089	ug/L	0.098	0.089	1	07/15/24 12:20	07/16/24 00:15	191-24-2	
Benzo(k)fluoranthene	<0.067	ug/L	0.098	0.067	1	07/15/24 12:20	07/16/24 00:15	207-08-9	
Chrysene	<0.060	ug/L	0.49	0.060	1	07/15/24 12:20	07/16/24 00:15	218-01-9	
Dibenz(a,h)anthracene	<0.075	ug/L	0.098	0.075	1	07/15/24 12:20	07/16/24 00:15	53-70-3	
Fluoranthene	<0.073	ug/L	0.98	0.073	1	07/15/24 12:20	07/16/24 00:15	206-44-0	
Fluorene	<0.094	ug/L	0.98	0.094	1	07/15/24 12:20	07/16/24 00:15	86-73-7	
Indeno(1,2,3-cd)pyrene	<0.057	ug/L	0.098	0.057	1	07/15/24 12:20	07/16/24 00:15	193-39-5	
1-Methylnaphthalene	6.2	ug/L	0.98	0.086	1	07/15/24 12:20	07/16/24 00:15	90-12-0	
2-Methylnaphthalene	9.4	ug/L	0.98	0.096	1	07/15/24 12:20	07/16/24 00:15	91-57-6	
Naphthalene	<0.40	ug/L	0.98	0.40	1	07/15/24 12:20	07/16/24 00:15	91-20-3	
Phenanthrene	<0.10	ug/L	0.98	0.10	1	07/15/24 12:20	07/16/24 00:15	85-01-8	
Pyrene	<0.097	ug/L	0.98	0.097	1	07/15/24 12:20	07/16/24 00:15	129-00-0	
Surrogates									
2-Fluorobiphenyl (S)	98	%	43-129		1	07/15/24 12:20	07/16/24 00:15	321-60-8	
p-Terphenyl-d14 (S)	120	%	64-162		1	07/15/24 12:20	07/16/24 00:15	1718-51-0	
8260 MSV Indiana									
Analytical Method: EPA 5030/8260									
Initial Volume/Weight: 5 mL Final Volume/Weight: 5 mL									
Pace Analytical Services - Indianapolis									
Acetone	<17.5	ug/L	100	17.5	1		07/18/24 21:35	67-64-1	
Acrolein	<17.3	ug/L	50.0	17.3	1		07/18/24 21:35	107-02-8	
Acrylonitrile	<2.5	ug/L	100	2.5	1		07/18/24 21:35	107-13-1	
Benzene	2.1J	ug/L	5.0	0.37	1		07/18/24 21:35	71-43-2	
Bromobenzene	<0.31	ug/L	5.0	0.31	1		07/18/24 21:35	108-86-1	
Bromochloromethane	<0.36	ug/L	5.0	0.36	1		07/18/24 21:35	74-97-5	
Bromodichloromethane	<0.48	ug/L	5.0	0.48	1		07/18/24 21:35	75-27-4	
Bromoform	<0.96	ug/L	5.0	0.96	1		07/18/24 21:35	75-25-2	
Bromomethane	<0.67	ug/L	5.0	0.67	1		07/18/24 21:35	74-83-9	
2-Butanone (MEK)	<11.8	ug/L	25.0	11.8	1		07/18/24 21:35	78-93-3	
n-Butylbenzene	2.4J	ug/L	5.0	0.35	1		07/18/24 21:35	104-51-8	
sec-Butylbenzene	2.4J	ug/L	5.0	0.36	1		07/18/24 21:35	135-98-8	
tert-Butylbenzene	0.44J	ug/L	5.0	0.33	1		07/18/24 21:35	98-06-6	

REPORT OF LABORATORY ANALYSIS

This report shall not be reproduced, except in full,
without the written consent of Pace Analytical Services, LLC.



ANALYTICAL RESULTS

Project: 216 S. College Ave 24-199

Pace Project No.: 50377912

Sample: SP-11 Lab ID: 50377912028 Collected: 07/10/24 14:49 Received: 07/12/24 15:40 Matrix: Water

Parameters	Results	Units	PQL	MDL	DF	Prepared	Analyzed	CAS No.	Qual
8260 MSV Indiana									
Analytical Method: EPA 5030/8260									
Initial Volume/Weight: 5 mL Final Volume/Weight: 5 mL									
Pace Analytical Services - Indianapolis									
Carbon disulfide	<0.82	ug/L	10.0	0.82	1		07/18/24 21:35	75-15-0	
Carbon tetrachloride	<0.45	ug/L	5.0	0.45	1		07/18/24 21:35	56-23-5	
Chlorobenzene	<0.32	ug/L	5.0	0.32	1		07/18/24 21:35	108-90-7	
Chloroethane	<1.6	ug/L	5.0	1.6	1		07/18/24 21:35	75-00-3	
Chloroform	<0.73	ug/L	5.0	0.73	1		07/18/24 21:35	67-66-3	
Chloromethane	<0.51	ug/L	5.0	0.51	1		07/18/24 21:35	74-87-3	
2-Chlorotoluene	<0.38	ug/L	5.0	0.38	1		07/18/24 21:35	95-49-8	
4-Chlorotoluene	<0.38	ug/L	5.0	0.38	1		07/18/24 21:35	106-43-4	
Dibromochloromethane	<0.38	ug/L	5.0	0.38	1		07/18/24 21:35	124-48-1	
1,2-Dibromoethane (EDB)	<0.65	ug/L	5.0	0.65	1		07/18/24 21:35	106-93-4	
Dibromomethane	<0.81	ug/L	5.0	0.81	1		07/18/24 21:35	74-95-3	
1,2-Dichlorobenzene	<0.28	ug/L	5.0	0.28	1		07/18/24 21:35	95-50-1	
1,3-Dichlorobenzene	<0.28	ug/L	5.0	0.28	1		07/18/24 21:35	541-73-1	
1,4-Dichlorobenzene	<0.28	ug/L	5.0	0.28	1		07/18/24 21:35	106-46-7	
trans-1,4-Dichloro-2-butene	<2.3	ug/L	100	2.3	1		07/18/24 21:35	110-57-6	
Dichlorodifluoromethane	<0.51	ug/L	5.0	0.51	1		07/18/24 21:35	75-71-8	
1,1-Dichloroethane	<0.39	ug/L	5.0	0.39	1		07/18/24 21:35	75-34-3	
1,2-Dichloroethane	<0.39	ug/L	5.0	0.39	1		07/18/24 21:35	107-06-2	
1,1-Dichloroethene	<0.43	ug/L	5.0	0.43	1		07/18/24 21:35	75-35-4	
cis-1,2-Dichloroethene	<0.38	ug/L	5.0	0.38	1		07/18/24 21:35	156-59-2	
trans-1,2-Dichloroethene	<0.66	ug/L	5.0	0.66	1		07/18/24 21:35	156-60-5	
1,2-Dichloropropane	<0.37	ug/L	5.0	0.37	1		07/18/24 21:35	78-87-5	
1,3-Dichloropropane	<0.31	ug/L	5.0	0.31	1		07/18/24 21:35	142-28-9	
2,2-Dichloropropane	<2.1	ug/L	5.0	2.1	1		07/18/24 21:35	594-20-7	
1,1-Dichloropropene	<0.39	ug/L	5.0	0.39	1		07/18/24 21:35	563-58-6	
cis-1,3-Dichloropropene	<0.37	ug/L	5.0	0.37	1		07/18/24 21:35	10061-01-5	
trans-1,3-Dichloropropene	<1.2	ug/L	5.0	1.2	1		07/18/24 21:35	10061-02-6	
Ethylbenzene	22.4	ug/L	5.0	0.36	1		07/18/24 21:35	100-41-4	
Ethyl methacrylate	<3.2	ug/L	100	3.2	1		07/18/24 21:35	97-63-2	
Hexachloro-1,3-butadiene	<0.40	ug/L	5.0	0.40	1		07/18/24 21:35	87-68-3	
n-Hexane	25.2	ug/L	5.0	0.50	1		07/18/24 21:35	110-54-3	
2-Hexanone	<2.5	ug/L	25.0	2.5	1		07/18/24 21:35	591-78-6	
Iodomethane	<1.4	ug/L	10.0	1.4	1		07/18/24 21:35	74-88-4	
Isopropylbenzene (Cumene)	11.5	ug/L	5.0	0.40	1		07/18/24 21:35	98-82-8	
p-Isopropyltoluene	2.3J	ug/L	5.0	0.32	1		07/18/24 21:35	99-87-6	
Methylene Chloride	<4.5	ug/L	5.0	4.5	1		07/18/24 21:35	75-09-2	
1-Methylnaphthalene	5.5J	ug/L	10.0	3.3	1		07/18/24 21:35	90-12-0	
2-Methylnaphthalene	7.1J	ug/L	10.0	3.2	1		07/18/24 21:35	91-57-6	
4-Methyl-2-pentanone (MIBK)	<2.1	ug/L	25.0	2.1	1		07/18/24 21:35	108-10-1	
Methyl-tert-butyl ether	<0.30	ug/L	4.0	0.30	1		07/18/24 21:35	1634-04-4	
Naphthalene	<0.88	ug/L	1.2	0.88	1		07/18/24 21:35	91-20-3	
n-Propylbenzene	13.5	ug/L	5.0	0.35	1		07/18/24 21:35	103-65-1	
Styrene	<0.34	ug/L	5.0	0.34	1		07/18/24 21:35	100-42-5	
1,1,1,2-Tetrachloroethane	<0.33	ug/L	5.0	0.33	1		07/18/24 21:35	630-20-6	

REPORT OF LABORATORY ANALYSIS

This report shall not be reproduced, except in full,
without the written consent of Pace Analytical Services, LLC.



ANALYTICAL RESULTS

Project: 216 S. College Ave 24-199

Pace Project No.: 50377912

Sample: SP-11 Lab ID: 50377912028 Collected: 07/10/24 14:49 Received: 07/12/24 15:40 Matrix: Water

Parameters	Results	Units	PQL	MDL	DF	Prepared	Analyzed	CAS No.	Qual
8260 MSV Indiana									
Analytical Method: EPA 5030/8260									
Initial Volume/Weight: 5 mL Final Volume/Weight: 5 mL									
Pace Analytical Services - Indianapolis									
1,1,2,2-Tetrachloroethane	<0.28	ug/L	5.0	0.28	1		07/18/24 21:35	79-34-5	
Tetrachloroethene	<0.44	ug/L	5.0	0.44	1		07/18/24 21:35	127-18-4	
Toluene	<1.3	ug/L	5.0	1.3	1		07/18/24 21:35	108-88-3	
1,2,3-Trichlorobenzene	<0.71	ug/L	5.0	0.71	1		07/18/24 21:35	87-61-6	
1,2,4-Trichlorobenzene	<0.60	ug/L	5.0	0.60	1		07/18/24 21:35	120-82-1	
1,1,1-Trichloroethane	<0.49	ug/L	5.0	0.49	1		07/18/24 21:35	71-55-6	
1,1,2-Trichloroethane	<0.67	ug/L	5.0	0.67	1		07/18/24 21:35	79-00-5	
Trichloroethene	<0.48	ug/L	5.0	0.48	1		07/18/24 21:35	79-01-6	
Trichlorofluoromethane	<0.41	ug/L	5.0	0.41	1		07/18/24 21:35	75-69-4	
1,2,3-Trichloropropane	<1.6	ug/L	5.0	1.6	1		07/18/24 21:35	96-18-4	
1,2,4-Trimethylbenzene	10.6	ug/L	5.0	0.41	1		07/18/24 21:35	95-63-6	
1,3,5-Trimethylbenzene	3.4J	ug/L	5.0	0.36	1		07/18/24 21:35	108-67-8	
Vinyl acetate	<0.84	ug/L	50.0	0.84	1		07/18/24 21:35	108-05-4	
Vinyl chloride	<0.46	ug/L	2.0	0.46	1		07/18/24 21:35	75-01-4	
Xylene (Total)	6.5J	ug/L	10.0	1.3	1		07/18/24 21:35	1330-20-7	
Surrogates									
Dibromofluoromethane (S)	99	%	82-128		1		07/18/24 21:35	1868-53-7	
4-Bromofluorobenzene (S)	105	%	79-124		1		07/18/24 21:35	460-00-4	
Toluene-d8 (S)	100	%	73-122		1		07/18/24 21:35	2037-26-5	

REPORT OF LABORATORY ANALYSIS

This report shall not be reproduced, except in full,
without the written consent of Pace Analytical Services, LLC.



ANALYTICAL RESULTS

Project: 216 S. College Ave 24-199

Pace Project No.: 50377912

Sample: SP-11 DUP Lab ID: 50377912029 Collected: 07/10/24 14:49 Received: 07/12/24 15:40 Matrix: Water

Parameters	Results	Units	PQL	MDL	DF	Prepared	Analyzed	CAS No.	Qual
6010 MET ICP									
Analytical Method: EPA 6010 Preparation Method: EPA 3010									
Initial Volume/Weight: 50 mL Final Volume/Weight: 50 mL									
Pace Analytical Services - Indianapolis									
Arsenic	26.6	ug/L	10.0	4.3	1	07/19/24 08:05	07/20/24 01:41	7440-38-2	
Lead	22.5	ug/L	10.0	2.0	1	07/19/24 08:05	07/20/24 01:41	7439-92-1	
8270 PAH by 3511									
Analytical Method: EPA 8270 by SIM 40E Preparation Method: EPA 3511									
Initial Volume/Weight: 38.9 mL Final Volume/Weight: 2 mL									
Pace Analytical Services - Indianapolis									
Acenaphthene	<0.097	ug/L	1.0	0.097	1	07/15/24 12:20	07/16/24 00:25	83-32-9	
Acenaphthylene	<0.075	ug/L	1.0	0.075	1	07/15/24 12:20	07/16/24 00:25	208-96-8	
Anthracene	<0.083	ug/L	0.10	0.083	1	07/15/24 12:20	07/16/24 00:25	120-12-7	
Benzo(a)anthracene	<0.067	ug/L	0.10	0.067	1	07/15/24 12:20	07/16/24 00:25	56-55-3	
Benzo(a)pyrene	<0.072	ug/L	0.10	0.072	1	07/15/24 12:20	07/16/24 00:25	50-32-8	
Benzo(b)fluoranthene	<0.067	ug/L	0.10	0.067	1	07/15/24 12:20	07/16/24 00:25	205-99-2	
Benzo(g,h,i)perylene	<0.094	ug/L	0.10	0.094	1	07/15/24 12:20	07/16/24 00:25	191-24-2	
Benzo(k)fluoranthene	<0.070	ug/L	0.10	0.070	1	07/15/24 12:20	07/16/24 00:25	207-08-9	
Chrysene	<0.063	ug/L	0.51	0.063	1	07/15/24 12:20	07/16/24 00:25	218-01-9	
Dibenz(a,h)anthracene	<0.078	ug/L	0.10	0.078	1	07/15/24 12:20	07/16/24 00:25	53-70-3	
Fluoranthene	<0.076	ug/L	1.0	0.076	1	07/15/24 12:20	07/16/24 00:25	206-44-0	
Fluorene	<0.099	ug/L	1.0	0.099	1	07/15/24 12:20	07/16/24 00:25	86-73-7	
Indeno(1,2,3-cd)pyrene	<0.060	ug/L	0.10	0.060	1	07/15/24 12:20	07/16/24 00:25	193-39-5	
1-Methylnaphthalene	5.9	ug/L	1.0	0.089	1	07/15/24 12:20	07/16/24 00:25	90-12-0	
2-Methylnaphthalene	8.8	ug/L	1.0	0.10	1	07/15/24 12:20	07/16/24 00:25	91-57-6	
Naphthalene	<0.42	ug/L	1.0	0.42	1	07/15/24 12:20	07/16/24 00:25	91-20-3	
Phenanthrene	<0.11	ug/L	1.0	0.11	1	07/15/24 12:20	07/16/24 00:25	85-01-8	
Pyrene	<0.10	ug/L	1.0	0.10	1	07/15/24 12:20	07/16/24 00:25	129-00-0	
Surrogates									
2-Fluorobiphenyl (S)	96	%	43-129		1	07/15/24 12:20	07/16/24 00:25	321-60-8	
p-Terphenyl-d14 (S)	125	%	64-162		1	07/15/24 12:20	07/16/24 00:25	1718-51-0	
8260 MSV Indiana									
Analytical Method: EPA 5030/8260									
Initial Volume/Weight: 5 mL Final Volume/Weight: 5 mL									
Pace Analytical Services - Indianapolis									
Acetone	<17.5	ug/L	100	17.5	1		07/18/24 22:05	67-64-1	
Acrolein	<17.3	ug/L	50.0	17.3	1		07/18/24 22:05	107-02-8	
Acrylonitrile	<2.5	ug/L	100	2.5	1		07/18/24 22:05	107-13-1	
Benzene	2.1J	ug/L	5.0	0.37	1		07/18/24 22:05	71-43-2	
Bromobenzene	<0.31	ug/L	5.0	0.31	1		07/18/24 22:05	108-86-1	
Bromochloromethane	<0.36	ug/L	5.0	0.36	1		07/18/24 22:05	74-97-5	
Bromodichloromethane	<0.48	ug/L	5.0	0.48	1		07/18/24 22:05	75-27-4	
Bromoform	<0.96	ug/L	5.0	0.96	1		07/18/24 22:05	75-25-2	
Bromomethane	<0.67	ug/L	5.0	0.67	1		07/18/24 22:05	74-83-9	
2-Butanone (MEK)	<11.8	ug/L	25.0	11.8	1		07/18/24 22:05	78-93-3	
n-Butylbenzene	2.4J	ug/L	5.0	0.35	1		07/18/24 22:05	104-51-8	
sec-Butylbenzene	2.6J	ug/L	5.0	0.36	1		07/18/24 22:05	135-98-8	
tert-Butylbenzene	0.49J	ug/L	5.0	0.33	1		07/18/24 22:05	98-06-6	

REPORT OF LABORATORY ANALYSIS

This report shall not be reproduced, except in full,
without the written consent of Pace Analytical Services, LLC.



ANALYTICAL RESULTS

Project: 216 S. College Ave 24-199

Pace Project No.: 50377912

Sample: SP-11 DUP Lab ID: 50377912029 Collected: 07/10/24 14:49 Received: 07/12/24 15:40 Matrix: Water

Parameters	Results	Units	PQL	MDL	DF	Prepared	Analyzed	CAS No.	Qual
8260 MSV Indiana									
Analytical Method: EPA 5030/8260									
Initial Volume/Weight: 5 mL Final Volume/Weight: 5 mL									
Pace Analytical Services - Indianapolis									
Carbon disulfide	<0.82	ug/L	10.0	0.82	1		07/18/24 22:05	75-15-0	
Carbon tetrachloride	<0.45	ug/L	5.0	0.45	1		07/18/24 22:05	56-23-5	
Chlorobenzene	<0.32	ug/L	5.0	0.32	1		07/18/24 22:05	108-90-7	
Chloroethane	<1.6	ug/L	5.0	1.6	1		07/18/24 22:05	75-00-3	
Chloroform	<0.73	ug/L	5.0	0.73	1		07/18/24 22:05	67-66-3	
Chloromethane	<0.51	ug/L	5.0	0.51	1		07/18/24 22:05	74-87-3	
2-Chlorotoluene	<0.38	ug/L	5.0	0.38	1		07/18/24 22:05	95-49-8	
4-Chlorotoluene	<0.38	ug/L	5.0	0.38	1		07/18/24 22:05	106-43-4	
Dibromochloromethane	<0.38	ug/L	5.0	0.38	1		07/18/24 22:05	124-48-1	
1,2-Dibromoethane (EDB)	<0.65	ug/L	5.0	0.65	1		07/18/24 22:05	106-93-4	
Dibromomethane	<0.81	ug/L	5.0	0.81	1		07/18/24 22:05	74-95-3	
1,2-Dichlorobenzene	<0.28	ug/L	5.0	0.28	1		07/18/24 22:05	95-50-1	
1,3-Dichlorobenzene	<0.28	ug/L	5.0	0.28	1		07/18/24 22:05	541-73-1	
1,4-Dichlorobenzene	<0.28	ug/L	5.0	0.28	1		07/18/24 22:05	106-46-7	
trans-1,4-Dichloro-2-butene	<2.3	ug/L	100	2.3	1		07/18/24 22:05	110-57-6	
Dichlorodifluoromethane	<0.51	ug/L	5.0	0.51	1		07/18/24 22:05	75-71-8	
1,1-Dichloroethane	<0.39	ug/L	5.0	0.39	1		07/18/24 22:05	75-34-3	
1,2-Dichloroethane	<0.39	ug/L	5.0	0.39	1		07/18/24 22:05	107-06-2	
1,1-Dichloroethene	<0.43	ug/L	5.0	0.43	1		07/18/24 22:05	75-35-4	
cis-1,2-Dichloroethene	<0.38	ug/L	5.0	0.38	1		07/18/24 22:05	156-59-2	
trans-1,2-Dichloroethene	<0.66	ug/L	5.0	0.66	1		07/18/24 22:05	156-60-5	
1,2-Dichloropropane	<0.37	ug/L	5.0	0.37	1		07/18/24 22:05	78-87-5	
1,3-Dichloropropane	<0.31	ug/L	5.0	0.31	1		07/18/24 22:05	142-28-9	
2,2-Dichloropropane	<2.1	ug/L	5.0	2.1	1		07/18/24 22:05	594-20-7	
1,1-Dichloropropene	<0.39	ug/L	5.0	0.39	1		07/18/24 22:05	563-58-6	
cis-1,3-Dichloropropene	<0.37	ug/L	5.0	0.37	1		07/18/24 22:05	10061-01-5	
trans-1,3-Dichloropropene	<1.2	ug/L	5.0	1.2	1		07/18/24 22:05	10061-02-6	
Ethylbenzene	25.2	ug/L	5.0	0.36	1		07/18/24 22:05	100-41-4	
Ethyl methacrylate	<3.2	ug/L	100	3.2	1		07/18/24 22:05	97-63-2	
Hexachloro-1,3-butadiene	<0.40	ug/L	5.0	0.40	1		07/18/24 22:05	87-68-3	
n-Hexane	25.2	ug/L	5.0	0.50	1		07/18/24 22:05	110-54-3	
2-Hexanone	<2.5	ug/L	25.0	2.5	1		07/18/24 22:05	591-78-6	
Iodomethane	<1.4	ug/L	10.0	1.4	1		07/18/24 22:05	74-88-4	
Isopropylbenzene (Cumene)	12.2	ug/L	5.0	0.40	1		07/18/24 22:05	98-82-8	
p-Isopropyltoluene	2.4J	ug/L	5.0	0.32	1		07/18/24 22:05	99-87-6	
Methylene Chloride	<4.5	ug/L	5.0	4.5	1		07/18/24 22:05	75-09-2	
1-Methylnaphthalene	5.0J	ug/L	10.0	3.3	1		07/18/24 22:05	90-12-0	
2-Methylnaphthalene	7.0J	ug/L	10.0	3.2	1		07/18/24 22:05	91-57-6	
4-Methyl-2-pentanone (MIBK)	<2.1	ug/L	25.0	2.1	1		07/18/24 22:05	108-10-1	
Methyl-tert-butyl ether	<0.30	ug/L	4.0	0.30	1		07/18/24 22:05	1634-04-4	
Naphthalene	<0.88	ug/L	1.2	0.88	1		07/18/24 22:05	91-20-3	
n-Propylbenzene	14.0	ug/L	5.0	0.35	1		07/18/24 22:05	103-65-1	
Styrene	<0.34	ug/L	5.0	0.34	1		07/18/24 22:05	100-42-5	
1,1,1,2-Tetrachloroethane	<0.33	ug/L	5.0	0.33	1		07/18/24 22:05	630-20-6	

REPORT OF LABORATORY ANALYSIS

This report shall not be reproduced, except in full,
without the written consent of Pace Analytical Services, LLC.



ANALYTICAL RESULTS

Project: 216 S. College Ave 24-199

Pace Project No.: 50377912

Sample: SP-11 DUP Lab ID: 50377912029 Collected: 07/10/24 14:49 Received: 07/12/24 15:40 Matrix: Water

Parameters	Results	Units	PQL	MDL	DF	Prepared	Analyzed	CAS No.	Qual
8260 MSV Indiana									
Analytical Method: EPA 5030/8260									
Initial Volume/Weight: 5 mL Final Volume/Weight: 5 mL									
Pace Analytical Services - Indianapolis									
1,1,2,2-Tetrachloroethane	<0.28	ug/L	5.0	0.28	1		07/18/24 22:05	79-34-5	
Tetrachloroethene	<0.44	ug/L	5.0	0.44	1		07/18/24 22:05	127-18-4	
Toluene	<1.3	ug/L	5.0	1.3	1		07/18/24 22:05	108-88-3	
1,2,3-Trichlorobenzene	<0.71	ug/L	5.0	0.71	1		07/18/24 22:05	87-61-6	
1,2,4-Trichlorobenzene	<0.60	ug/L	5.0	0.60	1		07/18/24 22:05	120-82-1	
1,1,1-Trichloroethane	<0.49	ug/L	5.0	0.49	1		07/18/24 22:05	71-55-6	
1,1,2-Trichloroethane	<0.67	ug/L	5.0	0.67	1		07/18/24 22:05	79-00-5	
Trichloroethene	<0.48	ug/L	5.0	0.48	1		07/18/24 22:05	79-01-6	
Trichlorofluoromethane	<0.41	ug/L	5.0	0.41	1		07/18/24 22:05	75-69-4	
1,2,3-Trichloropropane	<1.6	ug/L	5.0	1.6	1		07/18/24 22:05	96-18-4	
1,2,4-Trimethylbenzene	12.0	ug/L	5.0	0.41	1		07/18/24 22:05	95-63-6	
1,3,5-Trimethylbenzene	3.6J	ug/L	5.0	0.36	1		07/18/24 22:05	108-67-8	
Vinyl acetate	<0.84	ug/L	50.0	0.84	1		07/18/24 22:05	108-05-4	
Vinyl chloride	<0.46	ug/L	2.0	0.46	1		07/18/24 22:05	75-01-4	
Xylene (Total)	7.3J	ug/L	10.0	1.3	1		07/18/24 22:05	1330-20-7	
Surrogates									
Dibromofluoromethane (S)	97	%	82-128		1		07/18/24 22:05	1868-53-7	
4-Bromofluorobenzene (S)	103	%	79-124		1		07/18/24 22:05	460-00-4	
Toluene-d8 (S)	102	%	73-122		1		07/18/24 22:05	2037-26-5	

REPORT OF LABORATORY ANALYSIS

This report shall not be reproduced, except in full,
without the written consent of Pace Analytical Services, LLC.



ANALYTICAL RESULTS

Project: 216 S. College Ave 24-199

Pace Project No.: 50377912

Sample: SP-3R FF Lab ID: 50377912030 Collected: 07/10/24 16:30 Received: 07/12/24 15:40 Matrix: Water

Parameters	Results	Units	PQL	MDL	DF	Prepared	Analyzed	CAS No.	Qual
6010 MET ICP									
Analytical Method: EPA 6010 Preparation Method: EPA 3010									
Initial Volume/Weight: 50 mL Final Volume/Weight: 50 mL									
Pace Analytical Services - Indianapolis									
Arsenic	5.5J	ug/L	10.0	4.3	1	07/19/24 08:05	07/20/24 01:43	7440-38-2	
Lead	<2.0	ug/L	10.0	2.0	1	07/19/24 08:05	07/20/24 01:43	7439-92-1	

REPORT OF LABORATORY ANALYSIS

This report shall not be reproduced, except in full, without the written consent of Pace Analytical Services, LLC.



ANALYTICAL RESULTS

Project: 216 S. College Ave 24-199

Pace Project No.: 50377912

Sample: SP-7 FF Lab ID: 50377912031 Collected: 07/10/24 15:35 Received: 07/12/24 15:40 Matrix: Water

Parameters	Results	Units	PQL	MDL	DF	Prepared	Analyzed	CAS No.	Qual
6010 MET ICP									
Analytical Method: EPA 6010 Preparation Method: EPA 3010									
Initial Volume/Weight: 50 mL Final Volume/Weight: 50 mL									
Pace Analytical Services - Indianapolis									
Arsenic	<4.3	ug/L	10.0	4.3	1	07/19/24 08:05	07/20/24 01:49	7440-38-2	
Lead	<2.0	ug/L	10.0	2.0	1	07/19/24 08:05	07/20/24 01:49	7439-92-1	

REPORT OF LABORATORY ANALYSIS

This report shall not be reproduced, except in full, without the written consent of Pace Analytical Services, LLC.



ANALYTICAL RESULTS

Project: 216 S. College Ave 24-199

Pace Project No.: 50377912

Sample: SP-8 FF Lab ID: 50377912032 Collected: 07/10/24 16:20 Received: 07/12/24 15:40 Matrix: Water

Parameters	Results	Units	PQL	MDL	DF	Prepared	Analyzed	CAS No.	Qual
6010 MET ICP									
Analytical Method: EPA 6010 Preparation Method: EPA 3010									
Initial Volume/Weight: 50 mL Final Volume/Weight: 50 mL									
Pace Analytical Services - Indianapolis									
Arsenic	6.2J	ug/L	10.0	4.3	1	07/19/24 08:05	07/20/24 01:50	7440-38-2	
Lead	<2.0	ug/L	10.0	2.0	1	07/19/24 08:05	07/20/24 01:50	7439-92-1	

REPORT OF LABORATORY ANALYSIS

This report shall not be reproduced, except in full, without the written consent of Pace Analytical Services, LLC.



ANALYTICAL RESULTS

Project: 216 S. College Ave 24-199

Pace Project No.: 50377912

Sample: SP-9 FF Lab ID: 50377912033 Collected: 07/10/24 15:48 Received: 07/12/24 15:40 Matrix: Water

Parameters	Results	Units	PQL	MDL	DF	Prepared	Analyzed	CAS No.	Qual
6010 MET ICP									
Analytical Method: EPA 6010 Preparation Method: EPA 3010									
Initial Volume/Weight: 50 mL Final Volume/Weight: 50 mL									
Pace Analytical Services - Indianapolis									
Arsenic	<4.3	ug/L	10.0	4.3	1	07/19/24 08:05	07/20/24 01:52	7440-38-2	
Lead	<2.0	ug/L	10.0	2.0	1	07/19/24 08:05	07/20/24 01:52	7439-92-1	

REPORT OF LABORATORY ANALYSIS

This report shall not be reproduced, except in full, without the written consent of Pace Analytical Services, LLC.



ANALYTICAL RESULTS

Project: 216 S. College Ave 24-199

Pace Project No.: 50377912

Sample: SP-10 FF Lab ID: 50377912034 Collected: 07/10/24 13:56 Received: 07/12/24 15:40 Matrix: Water

Parameters	Results	Units	PQL	MDL	DF	Prepared	Analyzed	CAS No.	Qual
6010 MET ICP									
Analytical Method: EPA 6010 Preparation Method: EPA 3010									
Initial Volume/Weight: 50 mL Final Volume/Weight: 50 mL									
Pace Analytical Services - Indianapolis									
Arsenic	13.7	ug/L	10.0	4.3	1	07/19/24 08:05	07/20/24 01:54	7440-38-2	
Lead	21.9	ug/L	10.0	2.0	1	07/19/24 08:05	07/20/24 01:54	7439-92-1	

REPORT OF LABORATORY ANALYSIS

This report shall not be reproduced, except in full, without the written consent of Pace Analytical Services, LLC.



ANALYTICAL RESULTS

Project: 216 S. College Ave 24-199

Pace Project No.: 50377912

Sample: SP-11 FF Lab ID: 50377912035 Collected: 07/10/24 14:48 Received: 07/12/24 15:40 Matrix: Water

Parameters	Results	Units	PQL	MDL	DF	Prepared	Analyzed	CAS No.	Qual
6010 MET ICP									
Analytical Method: EPA 6010 Preparation Method: EPA 3010									
Initial Volume/Weight: 50 mL Final Volume/Weight: 50 mL									
Pace Analytical Services - Indianapolis									
Arsenic	11.8	ug/L	10.0	4.3	1	07/19/24 08:05	07/20/24 01:56	7440-38-2	
Lead	6.1J	ug/L	10.0	2.0	1	07/19/24 08:05	07/20/24 01:56	7439-92-1	

REPORT OF LABORATORY ANALYSIS

This report shall not be reproduced, except in full, without the written consent of Pace Analytical Services, LLC.



ANALYTICAL RESULTS

Project: 216 S. College Ave 24-199

Pace Project No.: 50377912

Sample: EB-1 Lab ID: 50377912036 Collected: 07/10/24 16:45 Received: 07/12/24 15:40 Matrix: Water

Parameters	Results	Units	PQL	MDL	DF	Prepared	Analyzed	CAS No.	Qual
6010 MET ICP									
Analytical Method: EPA 6010 Preparation Method: EPA 3010									
Initial Volume/Weight: 50 mL Final Volume/Weight: 50 mL									
Pace Analytical Services - Indianapolis									
Arsenic	<4.3	ug/L	10.0	4.3	1	07/19/24 08:05	07/20/24 01:58	7440-38-2	
Lead	<2.0	ug/L	10.0	2.0	1	07/19/24 08:05	07/20/24 01:58	7439-92-1	
8270 PAH by 3511									
Analytical Method: EPA 8270 by SIM 40E Preparation Method: EPA 3511									
Initial Volume/Weight: 38.9 mL Final Volume/Weight: 2 mL									
Pace Analytical Services - Indianapolis									
Acenaphthene	<0.097	ug/L	1.0	0.097	1	07/15/24 12:20	07/16/24 00:36	83-32-9	
Acenaphthylene	<0.075	ug/L	1.0	0.075	1	07/15/24 12:20	07/16/24 00:36	208-96-8	
Anthracene	<0.083	ug/L	0.10	0.083	1	07/15/24 12:20	07/16/24 00:36	120-12-7	
Benzo(a)anthracene	<0.067	ug/L	0.10	0.067	1	07/15/24 12:20	07/16/24 00:36	56-55-3	
Benzo(a)pyrene	<0.072	ug/L	0.10	0.072	1	07/15/24 12:20	07/16/24 00:36	50-32-8	
Benzo(b)fluoranthene	<0.067	ug/L	0.10	0.067	1	07/15/24 12:20	07/16/24 00:36	205-99-2	
Benzo(g,h,i)perylene	<0.094	ug/L	0.10	0.094	1	07/15/24 12:20	07/16/24 00:36	191-24-2	
Benzo(k)fluoranthene	<0.070	ug/L	0.10	0.070	1	07/15/24 12:20	07/16/24 00:36	207-08-9	
Chrysene	<0.063	ug/L	0.51	0.063	1	07/15/24 12:20	07/16/24 00:36	218-01-9	
Dibenz(a,h)anthracene	<0.078	ug/L	0.10	0.078	1	07/15/24 12:20	07/16/24 00:36	53-70-3	
Fluoranthene	<0.076	ug/L	1.0	0.076	1	07/15/24 12:20	07/16/24 00:36	206-44-0	
Fluorene	<0.099	ug/L	1.0	0.099	1	07/15/24 12:20	07/16/24 00:36	86-73-7	
Indeno(1,2,3-cd)pyrene	<0.060	ug/L	0.10	0.060	1	07/15/24 12:20	07/16/24 00:36	193-39-5	
1-Methylnaphthalene	<0.089	ug/L	1.0	0.089	1	07/15/24 12:20	07/16/24 00:36	90-12-0	
2-Methylnaphthalene	<0.10	ug/L	1.0	0.10	1	07/15/24 12:20	07/16/24 00:36	91-57-6	
Naphthalene	<0.42	ug/L	1.0	0.42	1	07/15/24 12:20	07/16/24 00:36	91-20-3	
Phenanthrene	<0.11	ug/L	1.0	0.11	1	07/15/24 12:20	07/16/24 00:36	85-01-8	
Pyrene	<0.10	ug/L	1.0	0.10	1	07/15/24 12:20	07/16/24 00:36	129-00-0	
Surrogates									
2-Fluorobiphenyl (S)	91	%	43-129		1	07/15/24 12:20	07/16/24 00:36	321-60-8	
p-Terphenyl-d14 (S)	124	%	64-162		1	07/15/24 12:20	07/16/24 00:36	1718-51-0	
8260 MSV Indiana									
Analytical Method: EPA 5030/8260									
Initial Volume/Weight: 5 mL Final Volume/Weight: 5 mL									
Pace Analytical Services - Indianapolis									
Acetone	<17.5	ug/L	100	17.5	1		07/19/24 01:08	67-64-1	
Acrolein	<17.3	ug/L	50.0	17.3	1		07/19/24 01:08	107-02-8	
Acrylonitrile	<2.5	ug/L	100	2.5	1		07/19/24 01:08	107-13-1	
Benzene	<0.37	ug/L	5.0	0.37	1		07/19/24 01:08	71-43-2	
Bromobenzene	<0.31	ug/L	5.0	0.31	1		07/19/24 01:08	108-86-1	
Bromochloromethane	<0.36	ug/L	5.0	0.36	1		07/19/24 01:08	74-97-5	
Bromodichloromethane	<0.48	ug/L	5.0	0.48	1		07/19/24 01:08	75-27-4	
Bromoform	<0.96	ug/L	5.0	0.96	1		07/19/24 01:08	75-25-2	
Bromomethane	<0.67	ug/L	5.0	0.67	1		07/19/24 01:08	74-83-9	
2-Butanone (MEK)	<11.8	ug/L	25.0	11.8	1		07/19/24 01:08	78-93-3	
n-Butylbenzene	<0.35	ug/L	5.0	0.35	1		07/19/24 01:08	104-51-8	
sec-Butylbenzene	<0.36	ug/L	5.0	0.36	1		07/19/24 01:08	135-98-8	
tert-Butylbenzene	<0.33	ug/L	5.0	0.33	1		07/19/24 01:08	98-06-6	

REPORT OF LABORATORY ANALYSIS

This report shall not be reproduced, except in full,
without the written consent of Pace Analytical Services, LLC.



ANALYTICAL RESULTS

Project: 216 S. College Ave 24-199

Pace Project No.: 50377912

Sample: EB-1 Lab ID: 50377912036 Collected: 07/10/24 16:45 Received: 07/12/24 15:40 Matrix: Water

Parameters	Results	Units	PQL	MDL	DF	Prepared	Analyzed	CAS No.	Qual
8260 MSV Indiana									
Analytical Method: EPA 5030/8260									
Initial Volume/Weight: 5 mL Final Volume/Weight: 5 mL									
Pace Analytical Services - Indianapolis									
Carbon disulfide	<0.82	ug/L	10.0	0.82	1		07/19/24 01:08	75-15-0	
Carbon tetrachloride	<0.45	ug/L	5.0	0.45	1		07/19/24 01:08	56-23-5	
Chlorobenzene	<0.32	ug/L	5.0	0.32	1		07/19/24 01:08	108-90-7	
Chloroethane	<1.6	ug/L	5.0	1.6	1		07/19/24 01:08	75-00-3	
Chloroform	<0.73	ug/L	5.0	0.73	1		07/19/24 01:08	67-66-3	
Chloromethane	<0.51	ug/L	5.0	0.51	1		07/19/24 01:08	74-87-3	
2-Chlorotoluene	<0.38	ug/L	5.0	0.38	1		07/19/24 01:08	95-49-8	
4-Chlorotoluene	<0.38	ug/L	5.0	0.38	1		07/19/24 01:08	106-43-4	
Dibromochloromethane	<0.38	ug/L	5.0	0.38	1		07/19/24 01:08	124-48-1	
1,2-Dibromoethane (EDB)	<0.65	ug/L	5.0	0.65	1		07/19/24 01:08	106-93-4	
Dibromomethane	<0.81	ug/L	5.0	0.81	1		07/19/24 01:08	74-95-3	
1,2-Dichlorobenzene	<0.28	ug/L	5.0	0.28	1		07/19/24 01:08	95-50-1	
1,3-Dichlorobenzene	<0.28	ug/L	5.0	0.28	1		07/19/24 01:08	541-73-1	
1,4-Dichlorobenzene	<0.28	ug/L	5.0	0.28	1		07/19/24 01:08	106-46-7	
trans-1,4-Dichloro-2-butene	<2.3	ug/L	100	2.3	1		07/19/24 01:08	110-57-6	
Dichlorodifluoromethane	<0.51	ug/L	5.0	0.51	1		07/19/24 01:08	75-71-8	
1,1-Dichloroethane	<0.39	ug/L	5.0	0.39	1		07/19/24 01:08	75-34-3	
1,2-Dichloroethane	<0.39	ug/L	5.0	0.39	1		07/19/24 01:08	107-06-2	
1,1-Dichloroethene	<0.43	ug/L	5.0	0.43	1		07/19/24 01:08	75-35-4	
cis-1,2-Dichloroethene	<0.38	ug/L	5.0	0.38	1		07/19/24 01:08	156-59-2	
trans-1,2-Dichloroethene	<0.66	ug/L	5.0	0.66	1		07/19/24 01:08	156-60-5	
1,2-Dichloropropane	<0.37	ug/L	5.0	0.37	1		07/19/24 01:08	78-87-5	
1,3-Dichloropropane	<0.31	ug/L	5.0	0.31	1		07/19/24 01:08	142-28-9	
2,2-Dichloropropane	<2.1	ug/L	5.0	2.1	1		07/19/24 01:08	594-20-7	
1,1-Dichloropropene	<0.39	ug/L	5.0	0.39	1		07/19/24 01:08	563-58-6	
cis-1,3-Dichloropropene	<0.37	ug/L	5.0	0.37	1		07/19/24 01:08	10061-01-5	
trans-1,3-Dichloropropene	<1.2	ug/L	5.0	1.2	1		07/19/24 01:08	10061-02-6	
Ethylbenzene	<0.36	ug/L	5.0	0.36	1		07/19/24 01:08	100-41-4	
Ethyl methacrylate	<3.2	ug/L	100	3.2	1		07/19/24 01:08	97-63-2	
Hexachloro-1,3-butadiene	<0.40	ug/L	5.0	0.40	1		07/19/24 01:08	87-68-3	
n-Hexane	<0.50	ug/L	5.0	0.50	1		07/19/24 01:08	110-54-3	
2-Hexanone	<2.5	ug/L	25.0	2.5	1		07/19/24 01:08	591-78-6	
Iodomethane	<1.4	ug/L	10.0	1.4	1		07/19/24 01:08	74-88-4	
Isopropylbenzene (Cumene)	<0.40	ug/L	5.0	0.40	1		07/19/24 01:08	98-82-8	
p-Isopropyltoluene	<0.32	ug/L	5.0	0.32	1		07/19/24 01:08	99-87-6	
Methylene Chloride	<4.5	ug/L	5.0	4.5	1		07/19/24 01:08	75-09-2	
1-Methylnaphthalene	<3.3	ug/L	10.0	3.3	1		07/19/24 01:08	90-12-0	
2-Methylnaphthalene	<3.2	ug/L	10.0	3.2	1		07/19/24 01:08	91-57-6	
4-Methyl-2-pentanone (MIBK)	<2.1	ug/L	25.0	2.1	1		07/19/24 01:08	108-10-1	
Methyl-tert-butyl ether	<0.30	ug/L	4.0	0.30	1		07/19/24 01:08	1634-04-4	
Naphthalene	<0.88	ug/L	1.2	0.88	1		07/19/24 01:08	91-20-3	
n-Propylbenzene	<0.35	ug/L	5.0	0.35	1		07/19/24 01:08	103-65-1	
Styrene	<0.34	ug/L	5.0	0.34	1		07/19/24 01:08	100-42-5	
1,1,1,2-Tetrachloroethane	<0.33	ug/L	5.0	0.33	1		07/19/24 01:08	630-20-6	

REPORT OF LABORATORY ANALYSIS

This report shall not be reproduced, except in full,
without the written consent of Pace Analytical Services, LLC.



ANALYTICAL RESULTS

Project: 216 S. College Ave 24-199

Pace Project No.: 50377912

Sample: EB-1 Lab ID: 50377912036 Collected: 07/10/24 16:45 Received: 07/12/24 15:40 Matrix: Water

Parameters	Results	Units	PQL	MDL	DF	Prepared	Analyzed	CAS No.	Qual
8260 MSV Indiana									
Analytical Method: EPA 5030/8260									
Initial Volume/Weight: 5 mL Final Volume/Weight: 5 mL									
Pace Analytical Services - Indianapolis									
1,1,2,2-Tetrachloroethane	<0.28	ug/L	5.0	0.28	1		07/19/24 01:08	79-34-5	
Tetrachloroethene	<0.44	ug/L	5.0	0.44	1		07/19/24 01:08	127-18-4	
Toluene	<1.3	ug/L	5.0	1.3	1		07/19/24 01:08	108-88-3	
1,2,3-Trichlorobenzene	<0.71	ug/L	5.0	0.71	1		07/19/24 01:08	87-61-6	
1,2,4-Trichlorobenzene	<0.60	ug/L	5.0	0.60	1		07/19/24 01:08	120-82-1	
1,1,1-Trichloroethane	<0.49	ug/L	5.0	0.49	1		07/19/24 01:08	71-55-6	
1,1,2-Trichloroethane	<0.67	ug/L	5.0	0.67	1		07/19/24 01:08	79-00-5	
Trichloroethene	<0.48	ug/L	5.0	0.48	1		07/19/24 01:08	79-01-6	
Trichlorofluoromethane	<0.41	ug/L	5.0	0.41	1		07/19/24 01:08	75-69-4	
1,2,3-Trichloropropane	<1.6	ug/L	5.0	1.6	1		07/19/24 01:08	96-18-4	
1,2,4-Trimethylbenzene	<0.41	ug/L	5.0	0.41	1		07/19/24 01:08	95-63-6	
1,3,5-Trimethylbenzene	<0.36	ug/L	5.0	0.36	1		07/19/24 01:08	108-67-8	
Vinyl acetate	<0.84	ug/L	50.0	0.84	1		07/19/24 01:08	108-05-4	
Vinyl chloride	<0.46	ug/L	2.0	0.46	1		07/19/24 01:08	75-01-4	
Xylene (Total)	<1.3	ug/L	10.0	1.3	1		07/19/24 01:08	1330-20-7	
Surrogates									
Dibromofluoromethane (S)	94	%	82-128		1		07/19/24 01:08	1868-53-7	
4-Bromofluorobenzene (S)	99	%	79-124		1		07/19/24 01:08	460-00-4	
Toluene-d8 (S)	100	%	73-122		1		07/19/24 01:08	2037-26-5	

REPORT OF LABORATORY ANALYSIS

This report shall not be reproduced, except in full,
without the written consent of Pace Analytical Services, LLC.



ANALYTICAL RESULTS

Project: 216 S. College Ave 24-199

Pace Project No.: 50377912

Sample: Trip Blank Lab ID: 50377912037 Collected: 07/10/24 08:00 Received: 07/12/24 15:40 Matrix: Solid

Results reported on a "wet-weight" basis

Parameters	Results	Units	PQL	MDL	DF	Prepared	Analyzed	CAS No.	Qual
8260 MSV 5035A VOA									
Analytical Method: EPA 8260									
Initial Volume/Weight: 5 g Final Volume/Weight: 5 mL									
Pace Analytical Services - Indianapolis									
Acetone	0.0088J	mg/kg	0.10	0.0054	1		07/19/24 03:25	67-64-1	
Acrolein	<0.016	mg/kg	0.10	0.016	1		07/19/24 03:25	107-02-8	
Acrylonitrile	<0.0017	mg/kg	0.10	0.0017	1		07/19/24 03:25	107-13-1	
Benzene	<0.00017	mg/kg	0.0050	0.00017	1		07/19/24 03:25	71-43-2	
Bromobenzene	<0.00029	mg/kg	0.0050	0.00029	1		07/19/24 03:25	108-86-1	
Bromochloromethane	<0.00035	mg/kg	0.0050	0.00035	1		07/19/24 03:25	74-97-5	
Bromodichloromethane	<0.00030	mg/kg	0.0050	0.00030	1		07/19/24 03:25	75-27-4	
Bromoform	<0.0018	mg/kg	0.0050	0.0018	1		07/19/24 03:25	75-25-2	
Bromomethane	<0.00094	mg/kg	0.0050	0.00094	1		07/19/24 03:25	74-83-9	
2-Butanone (MEK)	<0.010	mg/kg	0.025	0.010	1		07/19/24 03:25	78-93-3	
n-Butylbenzene	<0.00038	mg/kg	0.0050	0.00038	1		07/19/24 03:25	104-51-8	
sec-Butylbenzene	<0.00026	mg/kg	0.0050	0.00026	1		07/19/24 03:25	135-98-8	
tert-Butylbenzene	<0.00019	mg/kg	0.0050	0.00019	1		07/19/24 03:25	98-06-6	
Carbon disulfide	<0.00087	mg/kg	0.010	0.00087	1		07/19/24 03:25	75-15-0	
Carbon tetrachloride	<0.0014	mg/kg	0.0050	0.0014	1		07/19/24 03:25	56-23-5	
Chlorobenzene	<0.00021	mg/kg	0.0050	0.00021	1		07/19/24 03:25	108-90-7	
Chloroethane	<0.00092	mg/kg	0.0050	0.00092	1		07/19/24 03:25	75-00-3	
Chloroform	<0.0027	mg/kg	0.0050	0.0027	1		07/19/24 03:25	67-66-3	
Chloromethane	<0.00043	mg/kg	0.0050	0.00043	1		07/19/24 03:25	74-87-3	
2-Chlorotoluene	<0.00023	mg/kg	0.0050	0.00023	1		07/19/24 03:25	95-49-8	
4-Chlorotoluene	<0.00022	mg/kg	0.0050	0.00022	1		07/19/24 03:25	106-43-4	
Dibromochloromethane	<0.00036	mg/kg	0.0050	0.00036	1		07/19/24 03:25	124-48-1	
1,2-Dibromoethane (EDB)	<0.00040	mg/kg	0.0050	0.00040	1		07/19/24 03:25	106-93-4	
Dibromomethane	<0.0011	mg/kg	0.0050	0.0011	1		07/19/24 03:25	74-95-3	
1,2-Dichlorobenzene	<0.00029	mg/kg	0.0050	0.00029	1		07/19/24 03:25	95-50-1	
1,3-Dichlorobenzene	<0.00028	mg/kg	0.0050	0.00028	1		07/19/24 03:25	541-73-1	
1,4-Dichlorobenzene	<0.00030	mg/kg	0.0050	0.00030	1		07/19/24 03:25	106-46-7	
trans-1,4-Dichloro-2-butene	<0.0025	mg/kg	0.10	0.0025	1		07/19/24 03:25	110-57-6	
Dichlorodifluoromethane	<0.00037	mg/kg	0.0050	0.00037	1		07/19/24 03:25	75-71-8	
1,1-Dichloroethane	<0.00023	mg/kg	0.0050	0.00023	1		07/19/24 03:25	75-34-3	
1,2-Dichloroethane	<0.00026	mg/kg	0.0050	0.00026	1		07/19/24 03:25	107-06-2	
1,1-Dichloroethene	<0.00041	mg/kg	0.0050	0.00041	1		07/19/24 03:25	75-35-4	
cis-1,2-Dichloroethene	<0.00034	mg/kg	0.0050	0.00034	1		07/19/24 03:25	156-59-2	
trans-1,2-Dichloroethene	<0.00046	mg/kg	0.0050	0.00046	1		07/19/24 03:25	156-60-5	
1,2-Dichloropropane	<0.00039	mg/kg	0.0050	0.00039	1		07/19/24 03:25	78-87-5	
1,3-Dichloropropane	<0.00026	mg/kg	0.0050	0.00026	1		07/19/24 03:25	142-28-9	
2,2-Dichloropropane	<0.0017	mg/kg	0.0050	0.0017	1		07/19/24 03:25	594-20-7	
1,1-Dichloropropene	<0.00026	mg/kg	0.0050	0.00026	1		07/19/24 03:25	563-58-6	
cis-1,3-Dichloropropene	<0.00088	mg/kg	0.0050	0.00088	1		07/19/24 03:25	10061-01-5	
trans-1,3-Dichloropropene	<0.0011	mg/kg	0.0050	0.0011	1		07/19/24 03:25	10061-02-6	
Ethylbenzene	<0.00025	mg/kg	0.0050	0.00025	1		07/19/24 03:25	100-41-4	
Ethyl methacrylate	<0.0030	mg/kg	0.10	0.0030	1		07/19/24 03:25	97-63-2	
Hexachloro-1,3-butadiene	<0.00050	mg/kg	0.0050	0.00050	1		07/19/24 03:25	87-68-3	

REPORT OF LABORATORY ANALYSIS

This report shall not be reproduced, except in full,
without the written consent of Pace Analytical Services, LLC.



ANALYTICAL RESULTS

Project: 216 S. College Ave 24-199

Pace Project No.: 50377912

Sample: Trip Blank Lab ID: 50377912037 Collected: 07/10/24 08:00 Received: 07/12/24 15:40 Matrix: Solid

Results reported on a "wet-weight" basis

Parameters	Results	Units	PQL	MDL	DF	Prepared	Analyzed	CAS No.	Qual
8260 MSV 5035A VOA									
Analytical Method: EPA 8260									
Initial Volume/Weight: 5 g Final Volume/Weight: 5 mL									
Pace Analytical Services - Indianapolis									
n-Hexane	0.035	mg/kg	0.0050	0.00049	1		07/19/24 03:25	110-54-3	C0
2-Hexanone	<0.0022	mg/kg	0.10	0.0022	1		07/19/24 03:25	591-78-6	
Iodomethane	<0.0026	mg/kg	0.10	0.0026	1		07/19/24 03:25	74-88-4	
Isopropylbenzene (Cumene)	<0.00024	mg/kg	0.0050	0.00024	1		07/19/24 03:25	98-82-8	
p-Isopropyltoluene	<0.00031	mg/kg	0.0050	0.00031	1		07/19/24 03:25	99-87-6	
Methylene Chloride	<0.012	mg/kg	0.020	0.012	1		07/19/24 03:25	75-09-2	
1-Methylnaphthalene	0.0018J	mg/kg	0.010	0.00028	1		07/19/24 03:25	90-12-0	B
2-Methylnaphthalene	<0.0028	mg/kg	0.010	0.0028	1		07/19/24 03:25	91-57-6	
4-Methyl-2-pentanone (MIBK)	<0.0026	mg/kg	0.025	0.0026	1		07/19/24 03:25	108-10-1	
Methyl-tert-butyl ether	<0.00026	mg/kg	0.0050	0.00026	1		07/19/24 03:25	1634-04-4	
Naphthalene	<0.0019	mg/kg	0.0050	0.0019	1		07/19/24 03:25	91-20-3	
n-Propylbenzene	<0.00021	mg/kg	0.0050	0.00021	1		07/19/24 03:25	103-65-1	
Styrene	<0.00024	mg/kg	0.0050	0.00024	1		07/19/24 03:25	100-42-5	
1,1,1,2-Tetrachloroethane	<0.00027	mg/kg	0.0050	0.00027	1		07/19/24 03:25	630-20-6	
1,1,2,2-Tetrachloroethane	<0.00056	mg/kg	0.0050	0.00056	1		07/19/24 03:25	79-34-5	
Tetrachloroethene	<0.00031	mg/kg	0.0050	0.00031	1		07/19/24 03:25	127-18-4	
Toluene	<0.00046	mg/kg	0.0050	0.00046	1		07/19/24 03:25	108-88-3	
1,2,3-Trichlorobenzene	<0.00087	mg/kg	0.0050	0.00087	1		07/19/24 03:25	87-61-6	
1,2,4-Trichlorobenzene	<0.00077	mg/kg	0.0050	0.00077	1		07/19/24 03:25	120-82-1	
1,1,1-Trichloroethane	<0.00035	mg/kg	0.0050	0.00035	1		07/19/24 03:25	71-55-6	
1,1,2-Trichloroethane	<0.00093	mg/kg	0.0050	0.00093	1		07/19/24 03:25	79-00-5	
Trichloroethene	0.0027J	mg/kg	0.0050	0.00039	1		07/19/24 03:25	79-01-6	
Trichlorofluoromethane	0.0032J	mg/kg	0.0050	0.00040	1		07/19/24 03:25	75-69-4	
1,2,3-Trichloropropane	<0.0013	mg/kg	0.0050	0.0013	1		07/19/24 03:25	96-18-4	
1,2,4-Trimethylbenzene	<0.00070	mg/kg	0.0050	0.00070	1		07/19/24 03:25	95-63-6	
1,3,5-Trimethylbenzene	<0.00026	mg/kg	0.0050	0.00026	1		07/19/24 03:25	108-67-8	
Vinyl acetate	<0.0012	mg/kg	0.10	0.0012	1		07/19/24 03:25	108-05-4	
Vinyl chloride	<0.0011	mg/kg	0.0050	0.0011	1		07/19/24 03:25	75-01-4	
Xylene (Total)	<0.0022	mg/kg	0.010	0.0022	1		07/19/24 03:25	1330-20-7	
Surrogates									
Dibromofluoromethane (S)	98	%	75-135		1		07/19/24 03:25	1868-53-7	
Toluene-d8 (S)	99	%	65-148		1		07/19/24 03:25	2037-26-5	
4-Bromofluorobenzene (S)	100	%	63-132		1		07/19/24 03:25	460-00-4	

REPORT OF LABORATORY ANALYSIS

This report shall not be reproduced, except in full,
without the written consent of Pace Analytical Services, LLC.



ANALYTICAL RESULTS

Project: 216 S. College Ave 24-199

Pace Project No.: 50377912

Sample: Trip Blank Lab ID: 50377912038 Collected: 07/10/24 08:00 Received: 07/12/24 15:40 Matrix: Water

Parameters	Results	Units	PQL	MDL	DF	Prepared	Analyzed	CAS No.	Qual
8260 MSV Indiana									
Analytical Method: EPA 5030/8260									
Initial Volume/Weight: 5 mL Final Volume/Weight: 5 mL									
Pace Analytical Services - Indianapolis									
Acetone	<17.5	ug/L	100	17.5	1		07/19/24 01:38	67-64-1	
Acrolein	<17.3	ug/L	50.0	17.3	1		07/19/24 01:38	107-02-8	
Acrylonitrile	<2.5	ug/L	100	2.5	1		07/19/24 01:38	107-13-1	
Benzene	<0.37	ug/L	5.0	0.37	1		07/19/24 01:38	71-43-2	
Bromobenzene	<0.31	ug/L	5.0	0.31	1		07/19/24 01:38	108-86-1	
Bromochloromethane	<0.36	ug/L	5.0	0.36	1		07/19/24 01:38	74-97-5	
Bromodichloromethane	<0.48	ug/L	5.0	0.48	1		07/19/24 01:38	75-27-4	
Bromoform	<0.96	ug/L	5.0	0.96	1		07/19/24 01:38	75-25-2	
Bromomethane	<0.67	ug/L	5.0	0.67	1		07/19/24 01:38	74-83-9	
2-Butanone (MEK)	<11.8	ug/L	25.0	11.8	1		07/19/24 01:38	78-93-3	
n-Butylbenzene	<0.35	ug/L	5.0	0.35	1		07/19/24 01:38	104-51-8	
sec-Butylbenzene	<0.36	ug/L	5.0	0.36	1		07/19/24 01:38	135-98-8	
tert-Butylbenzene	<0.33	ug/L	5.0	0.33	1		07/19/24 01:38	98-06-6	
Carbon disulfide	<0.82	ug/L	10.0	0.82	1		07/19/24 01:38	75-15-0	
Carbon tetrachloride	<0.45	ug/L	5.0	0.45	1		07/19/24 01:38	56-23-5	
Chlorobenzene	<0.32	ug/L	5.0	0.32	1		07/19/24 01:38	108-90-7	
Chloroethane	<1.6	ug/L	5.0	1.6	1		07/19/24 01:38	75-00-3	
Chloroform	<0.73	ug/L	5.0	0.73	1		07/19/24 01:38	67-66-3	
Chloromethane	<0.51	ug/L	5.0	0.51	1		07/19/24 01:38	74-87-3	
2-Chlorotoluene	<0.38	ug/L	5.0	0.38	1		07/19/24 01:38	95-49-8	
4-Chlorotoluene	<0.38	ug/L	5.0	0.38	1		07/19/24 01:38	106-43-4	
Dibromochloromethane	<0.38	ug/L	5.0	0.38	1		07/19/24 01:38	124-48-1	
1,2-Dibromoethane (EDB)	<0.65	ug/L	5.0	0.65	1		07/19/24 01:38	106-93-4	
Dibromomethane	<0.81	ug/L	5.0	0.81	1		07/19/24 01:38	74-95-3	
1,2-Dichlorobenzene	<0.28	ug/L	5.0	0.28	1		07/19/24 01:38	95-50-1	
1,3-Dichlorobenzene	<0.28	ug/L	5.0	0.28	1		07/19/24 01:38	541-73-1	
1,4-Dichlorobenzene	<0.28	ug/L	5.0	0.28	1		07/19/24 01:38	106-46-7	
trans-1,4-Dichloro-2-butene	<2.3	ug/L	100	2.3	1		07/19/24 01:38	110-57-6	
Dichlorodifluoromethane	<0.51	ug/L	5.0	0.51	1		07/19/24 01:38	75-71-8	
1,1-Dichloroethane	<0.39	ug/L	5.0	0.39	1		07/19/24 01:38	75-34-3	
1,2-Dichloroethane	<0.39	ug/L	5.0	0.39	1		07/19/24 01:38	107-06-2	
1,1-Dichloroethene	<0.43	ug/L	5.0	0.43	1		07/19/24 01:38	75-35-4	
cis-1,2-Dichloroethene	<0.38	ug/L	5.0	0.38	1		07/19/24 01:38	156-59-2	
trans-1,2-Dichloroethene	<0.66	ug/L	5.0	0.66	1		07/19/24 01:38	156-60-5	
1,2-Dichloropropane	<0.37	ug/L	5.0	0.37	1		07/19/24 01:38	78-87-5	
1,3-Dichloropropane	<0.31	ug/L	5.0	0.31	1		07/19/24 01:38	142-28-9	
2,2-Dichloropropane	<2.1	ug/L	5.0	2.1	1		07/19/24 01:38	594-20-7	
1,1-Dichloropropene	<0.39	ug/L	5.0	0.39	1		07/19/24 01:38	563-58-6	
cis-1,3-Dichloropropene	<0.37	ug/L	5.0	0.37	1		07/19/24 01:38	10061-01-5	
trans-1,3-Dichloropropene	<1.2	ug/L	5.0	1.2	1		07/19/24 01:38	10061-02-6	
Ethylbenzene	<0.36	ug/L	5.0	0.36	1		07/19/24 01:38	100-41-4	
Ethyl methacrylate	<3.2	ug/L	100	3.2	1		07/19/24 01:38	97-63-2	
Hexachloro-1,3-butadiene	<0.40	ug/L	5.0	0.40	1		07/19/24 01:38	87-68-3	
n-Hexane	<0.50	ug/L	5.0	0.50	1		07/19/24 01:38	110-54-3	

REPORT OF LABORATORY ANALYSIS

This report shall not be reproduced, except in full,
without the written consent of Pace Analytical Services, LLC.



ANALYTICAL RESULTS

Project: 216 S. College Ave 24-199

Pace Project No.: 50377912

Sample: Trip Blank Lab ID: 50377912038 Collected: 07/10/24 08:00 Received: 07/12/24 15:40 Matrix: Water

Parameters	Results	Units	PQL	MDL	DF	Prepared	Analyzed	CAS No.	Qual
8260 MSV Indiana									
Analytical Method: EPA 5030/8260									
Initial Volume/Weight: 5 mL Final Volume/Weight: 5 mL									
Pace Analytical Services - Indianapolis									
2-Hexanone	<2.5	ug/L	25.0	2.5	1		07/19/24 01:38	591-78-6	
Iodomethane	<1.4	ug/L	10.0	1.4	1		07/19/24 01:38	74-88-4	
Isopropylbenzene (Cumene)	<0.40	ug/L	5.0	0.40	1		07/19/24 01:38	98-82-8	
p-Isopropyltoluene	<0.32	ug/L	5.0	0.32	1		07/19/24 01:38	99-87-6	
Methylene Chloride	<4.5	ug/L	5.0	4.5	1		07/19/24 01:38	75-09-2	
1-Methylnaphthalene	<3.3	ug/L	10.0	3.3	1		07/19/24 01:38	90-12-0	
2-Methylnaphthalene	<3.2	ug/L	10.0	3.2	1		07/19/24 01:38	91-57-6	
4-Methyl-2-pentanone (MIBK)	<2.1	ug/L	25.0	2.1	1		07/19/24 01:38	108-10-1	
Methyl-tert-butyl ether	<0.30	ug/L	4.0	0.30	1		07/19/24 01:38	1634-04-4	
Naphthalene	<0.88	ug/L	1.2	0.88	1		07/19/24 01:38	91-20-3	
n-Propylbenzene	<0.35	ug/L	5.0	0.35	1		07/19/24 01:38	103-65-1	
Styrene	<0.34	ug/L	5.0	0.34	1		07/19/24 01:38	100-42-5	
1,1,1,2-Tetrachloroethane	<0.33	ug/L	5.0	0.33	1		07/19/24 01:38	630-20-6	
1,1,2,2-Tetrachloroethane	<0.28	ug/L	5.0	0.28	1		07/19/24 01:38	79-34-5	
Tetrachloroethene	<0.44	ug/L	5.0	0.44	1		07/19/24 01:38	127-18-4	
Toluene	<1.3	ug/L	5.0	1.3	1		07/19/24 01:38	108-88-3	
1,2,3-Trichlorobenzene	<0.71	ug/L	5.0	0.71	1		07/19/24 01:38	87-61-6	
1,2,4-Trichlorobenzene	<0.60	ug/L	5.0	0.60	1		07/19/24 01:38	120-82-1	
1,1,1-Trichloroethane	<0.49	ug/L	5.0	0.49	1		07/19/24 01:38	71-55-6	
1,1,2-Trichloroethane	<0.67	ug/L	5.0	0.67	1		07/19/24 01:38	79-00-5	
Trichloroethene	<0.48	ug/L	5.0	0.48	1		07/19/24 01:38	79-01-6	
Trichlorofluoromethane	<0.41	ug/L	5.0	0.41	1		07/19/24 01:38	75-69-4	
1,2,3-Trichloropropane	<1.6	ug/L	5.0	1.6	1		07/19/24 01:38	96-18-4	
1,2,4-Trimethylbenzene	<0.41	ug/L	5.0	0.41	1		07/19/24 01:38	95-63-6	
1,3,5-Trimethylbenzene	<0.36	ug/L	5.0	0.36	1		07/19/24 01:38	108-67-8	
Vinyl acetate	<0.84	ug/L	50.0	0.84	1		07/19/24 01:38	108-05-4	
Vinyl chloride	<0.46	ug/L	2.0	0.46	1		07/19/24 01:38	75-01-4	
Xylene (Total)	<1.3	ug/L	10.0	1.3	1		07/19/24 01:38	1330-20-7	
Surrogates									
Dibromofluoromethane (S)	92	%	82-128		1		07/19/24 01:38	1868-53-7	
4-Bromofluorobenzene (S)	101	%	79-124		1		07/19/24 01:38	460-00-4	
Toluene-d8 (S)	100	%	73-122		1		07/19/24 01:38	2037-26-5	

REPORT OF LABORATORY ANALYSIS

This report shall not be reproduced, except in full,
without the written consent of Pace Analytical Services, LLC.



QUALITY CONTROL DATA

Project: 216 S. College Ave 24-199

Pace Project No.: 50377912

QC Batch:	800177	Analysis Method:	EPA 6010
QC Batch Method:	EPA 3010	Analysis Description:	6010 MET
		Laboratory:	Pace Analytical Services - Indianapolis
Associated Lab Samples:	50377912023, 50377912024, 50377912025, 50377912026, 50377912027, 50377912028, 50377912029, 50377912030, 50377912031, 50377912032, 50377912033, 50377912034, 50377912035, 50377912036		

METHOD BLANK:	3660737	Matrix:	Water
Associated Lab Samples:	50377912023, 50377912024, 50377912025, 50377912026, 50377912027, 50377912028, 50377912029, 50377912030, 50377912031, 50377912032, 50377912033, 50377912034, 50377912035, 50377912036		

Parameter	Units	Blank Result	Reporting Limit	MDL	Analyzed	Qualifiers
Arsenic	ug/L	<4.3	10.0	4.3	07/20/24 01:05	
Lead	ug/L	<2.0	10.0	2.0	07/20/24 01:05	

LABORATORY CONTROL SAMPLE: 3660738

Parameter	Units	Spike Conc.	LCS Result	LCS % Rec	% Rec Limits	Qualifiers
Arsenic	ug/L	1000	968	97	80-120	
Lead	ug/L	1000	929	93	80-120	

MATRIX SPIKE & MATRIX SPIKE DUPLICATE: 3660739 3660740

Parameter	Units	50377905054 Result	MS		MSD		MS % Rec	MSD % Rec	% Rec Limits	RPD	Max RPD	Qual
			Spike Conc.	MS Result	Spike Conc.	MSD Result						
Arsenic	ug/L	<4.3	1000	1010	1000	1010	101	100	75-125	0	20	
Lead	ug/L	<2.0	1000	908	1000	900	91	90	75-125	1	20	

MATRIX SPIKE & MATRIX SPIKE DUPLICATE: 3660741 3660742

Parameter	Units	50377912027 Result	MS		MSD		MS % Rec	MSD % Rec	% Rec Limits	RPD	Max RPD	Qual
			Spike Conc.	MS Result	Spike Conc.	MSD Result						
Arsenic	ug/L	101	5000	4890	5000	4950	96	97	75-125	1	20	
Lead	ug/L	240	5000	4550	5000	4600	86	87	75-125	1	20	

Results presented on this page are in the units indicated by the "Units" column except where an alternate unit is presented to the right of the result.

REPORT OF LABORATORY ANALYSIS

This report shall not be reproduced, except in full, without the written consent of Pace Analytical Services, LLC.



QUALITY CONTROL DATA

Project: 216 S. College Ave 24-199

Pace Project No.: 50377912

QC Batch: 800764

Analysis Method: EPA 5030/8260

QC Batch Method: EPA 5030/8260

Analysis Description: 8260 MSV

Laboratory: Pace Analytical Services - Indianapolis

Associated Lab Samples: 50377912024, 50377912025, 50377912026, 50377912028, 50377912029

METHOD BLANK: 3663270

Matrix: Water

Associated Lab Samples: 50377912024, 50377912025, 50377912026, 50377912028, 50377912029

Parameter	Units	Blank Result	Reporting Limit	MDL	Analyzed	Qualifiers
1,1,1,2-Tetrachloroethane	ug/L	<0.33	5.0	0.33	07/18/24 12:28	
1,1,1-Trichloroethane	ug/L	<0.49	5.0	0.49	07/18/24 12:28	
1,1,2,2-Tetrachloroethane	ug/L	<0.28	5.0	0.28	07/18/24 12:28	
1,1,2-Trichloroethane	ug/L	<0.67	5.0	0.67	07/18/24 12:28	
1,1-Dichloroethane	ug/L	<0.39	5.0	0.39	07/18/24 12:28	
1,1-Dichloroethene	ug/L	<0.43	5.0	0.43	07/18/24 12:28	
1,1-Dichloropropene	ug/L	<0.39	5.0	0.39	07/18/24 12:28	
1,2,3-Trichlorobenzene	ug/L	<0.71	5.0	0.71	07/18/24 12:28	
1,2,3-Trichloropropane	ug/L	<1.6	5.0	1.6	07/18/24 12:28	
1,2,4-Trichlorobenzene	ug/L	<0.60	5.0	0.60	07/18/24 12:28	
1,2,4-Trimethylbenzene	ug/L	<0.41	5.0	0.41	07/18/24 12:28	
1,2-Dibromoethane (EDB)	ug/L	<0.65	5.0	0.65	07/18/24 12:28	
1,2-Dichlorobenzene	ug/L	<0.28	5.0	0.28	07/18/24 12:28	
1,2-Dichloroethane	ug/L	<0.39	5.0	0.39	07/18/24 12:28	
1,2-Dichloropropane	ug/L	<0.37	5.0	0.37	07/18/24 12:28	
1,3,5-Trimethylbenzene	ug/L	<0.36	5.0	0.36	07/18/24 12:28	
1,3-Dichlorobenzene	ug/L	<0.28	5.0	0.28	07/18/24 12:28	
1,3-Dichloropropane	ug/L	<0.31	5.0	0.31	07/18/24 12:28	
1,4-Dichlorobenzene	ug/L	<0.28	5.0	0.28	07/18/24 12:28	
1-Methylnaphthalene	ug/L	<3.3	10.0	3.3	07/18/24 12:28	
2,2-Dichloropropane	ug/L	<2.1	5.0	2.1	07/18/24 12:28	
2-Butanone (MEK)	ug/L	<11.8	25.0	11.8	07/18/24 12:28	
2-Chlorotoluene	ug/L	<0.38	5.0	0.38	07/18/24 12:28	
2-Hexanone	ug/L	<2.5	25.0	2.5	07/18/24 12:28	
2-Methylnaphthalene	ug/L	<3.2	10.0	3.2	07/18/24 12:28	
4-Chlorotoluene	ug/L	<0.38	5.0	0.38	07/18/24 12:28	
4-Methyl-2-pentanone (MIBK)	ug/L	<2.1	25.0	2.1	07/18/24 12:28	
Acetone	ug/L	<17.5	100	17.5	07/18/24 12:28	
Acrolein	ug/L	<17.3	50.0	17.3	07/18/24 12:28	
Acrylonitrile	ug/L	<2.5	100	2.5	07/18/24 12:28	
Benzene	ug/L	<0.37	5.0	0.37	07/18/24 12:28	
Bromobenzene	ug/L	<0.31	5.0	0.31	07/18/24 12:28	
Bromochloromethane	ug/L	<0.36	5.0	0.36	07/18/24 12:28	
Bromodichloromethane	ug/L	<0.48	5.0	0.48	07/18/24 12:28	
Bromoform	ug/L	<0.96	5.0	0.96	07/18/24 12:28	
Bromomethane	ug/L	<0.67	5.0	0.67	07/18/24 12:28	
Carbon disulfide	ug/L	<0.82	10.0	0.82	07/18/24 12:28	
Carbon tetrachloride	ug/L	<0.45	5.0	0.45	07/18/24 12:28	
Chlorobenzene	ug/L	<0.32	5.0	0.32	07/18/24 12:28	
Chloroethane	ug/L	<1.6	5.0	1.6	07/18/24 12:28	

Results presented on this page are in the units indicated by the "Units" column except where an alternate unit is presented to the right of the result.

REPORT OF LABORATORY ANALYSIS

This report shall not be reproduced, except in full,
without the written consent of Pace Analytical Services, LLC.



QUALITY CONTROL DATA

Project: 216 S. College Ave 24-199

Pace Project No.: 50377912

METHOD BLANK: 3663270

Matrix: Water

Associated Lab Samples: 50377912024, 50377912025, 50377912026, 50377912028, 50377912029

Parameter	Units	Blank Result	Reporting Limit	MDL	Analyzed	Qualifiers
Chloroform	ug/L	<0.73	5.0	0.73	07/18/24 12:28	
Chloromethane	ug/L	<0.51	5.0	0.51	07/18/24 12:28	
cis-1,2-Dichloroethene	ug/L	<0.38	5.0	0.38	07/18/24 12:28	
cis-1,3-Dichloropropene	ug/L	<0.37	5.0	0.37	07/18/24 12:28	
Dibromochloromethane	ug/L	<0.38	5.0	0.38	07/18/24 12:28	
Dibromomethane	ug/L	<0.81	5.0	0.81	07/18/24 12:28	
Dichlorodifluoromethane	ug/L	<0.51	5.0	0.51	07/18/24 12:28	
Ethyl methacrylate	ug/L	<3.2	100	3.2	07/18/24 12:28	
Ethylbenzene	ug/L	<0.36	5.0	0.36	07/18/24 12:28	
Hexachloro-1,3-butadiene	ug/L	<0.40	5.0	0.40	07/18/24 12:28	
Iodomethane	ug/L	<1.4	10.0	1.4	07/18/24 12:28	
Isopropylbenzene (Cumene)	ug/L	<0.40	5.0	0.40	07/18/24 12:28	
Methyl-tert-butyl ether	ug/L	<0.30	4.0	0.30	07/18/24 12:28	
Methylene Chloride	ug/L	<4.5	5.0	4.5	07/18/24 12:28	
n-Butylbenzene	ug/L	<0.35	5.0	0.35	07/18/24 12:28	
n-Hexane	ug/L	<0.50	5.0	0.50	07/18/24 12:28	
n-Propylbenzene	ug/L	<0.35	5.0	0.35	07/18/24 12:28	
Naphthalene	ug/L	<0.88	1.2	0.88	07/18/24 12:28	
p-Isopropyltoluene	ug/L	<0.32	5.0	0.32	07/18/24 12:28	
sec-Butylbenzene	ug/L	<0.36	5.0	0.36	07/18/24 12:28	
Styrene	ug/L	<0.34	5.0	0.34	07/18/24 12:28	
tert-Butylbenzene	ug/L	<0.33	5.0	0.33	07/18/24 12:28	
Tetrachloroethene	ug/L	<0.44	5.0	0.44	07/18/24 12:28	
Toluene	ug/L	<1.3	5.0	1.3	07/18/24 12:28	
trans-1,2-Dichloroethene	ug/L	<0.66	5.0	0.66	07/18/24 12:28	
trans-1,3-Dichloropropene	ug/L	<1.2	5.0	1.2	07/18/24 12:28	
trans-1,4-Dichloro-2-butene	ug/L	<2.3	100	2.3	07/18/24 12:28	
Trichloroethene	ug/L	<0.48	5.0	0.48	07/18/24 12:28	
Trichlorofluoromethane	ug/L	<0.41	5.0	0.41	07/18/24 12:28	
Vinyl acetate	ug/L	<0.84	50.0	0.84	07/18/24 12:28	
Vinyl chloride	ug/L	<0.46	2.0	0.46	07/18/24 12:28	
Xylene (Total)	ug/L	<1.3	10.0	1.3	07/18/24 12:28	
4-Bromofluorobenzene (S)	%	97	79-124		07/18/24 12:28	
Dibromofluoromethane (S)	%	94	82-128		07/18/24 12:28	
Toluene-d8 (S)	%	97	73-122		07/18/24 12:28	

LABORATORY CONTROL SAMPLE: 3663271

Parameter	Units	Spike Conc.	LCS Result	LCS % Rec	% Rec Limits	Qualifiers
1,1,1-Trichloroethane	ug/L	50	45.5	91	71-126	
1,1,2,2-Tetrachloroethane	ug/L	50	37.7	75	70-126	
1,1-Dichloroethene	ug/L	50	44.2	88	71-130	
1,2,4-Trimethylbenzene	ug/L	50	43.0	86	69-120	
1,2-Dibromoethane (EDB)	ug/L	50	41.3	83	80-120	

Results presented on this page are in the units indicated by the "Units" column except where an alternate unit is presented to the right of the result.

REPORT OF LABORATORY ANALYSIS

This report shall not be reproduced, except in full, without the written consent of Pace Analytical Services, LLC.



QUALITY CONTROL DATA

Project: 216 S. College Ave 24-199
Pace Project No.: 50377912

LABORATORY CONTROL SAMPLE: 3663271

Parameter	Units	Spike Conc.	LCS Result	LCS % Rec	% Rec Limits	Qualifiers
1,2-Dichloroethane	ug/L	50	42.2	84	72-123	
1,2-Dichloropropane	ug/L	50	42.1	84	76-125	
Benzene	ug/L	50	43.0	86	76-122	
Chlorobenzene	ug/L	50	41.0	82	76-118	
Chloroform	ug/L	50	43.4	87	78-121	
cis-1,2-Dichloroethene	ug/L	50	43.8	88	77-123	
Ethylbenzene	ug/L	50	44.6	89	76-120	
Isopropylbenzene (Cumene)	ug/L	50	39.0	78	71-124	
Methyl-tert-butyl ether	ug/L	50	41.9	84	71-121	
n-Hexane	ug/L	50	40.6	81	51-126	
Naphthalene	ug/L	50	42.2	84	62-143	
Tetrachloroethene	ug/L	50	45.2	90	71-122	
Toluene	ug/L	50	40.6	81	74-118	
trans-1,2-Dichloroethene	ug/L	50	44.2	88	75-122	
Trichloroethene	ug/L	50	42.3	85	74-125	
Vinyl chloride	ug/L	50	42.0	84	55-139	
Xylene (Total)	ug/L	150	120	80	73-119	
4-Bromofluorobenzene (S)	%			97	79-124	
Dibromofluoromethane (S)	%			99	82-128	
Toluene-d8 (S)	%			99	73-122	

MATRIX SPIKE & MATRIX SPIKE DUPLICATE: 3663272 3663273

Parameter	Units	MS		MSD		MS % Rec	MSD % Rec	% Rec Limits	RPD	Max RPD	Qual	
		50377879011 Result	Spike Conc.	Spike Conc.	Result							
1,1,1-Trichloroethane	ug/L	ND	50	50	41.9	47.2	84	94	47-145	12	20	
1,1,2,2-Tetrachloroethane	ug/L		50	50	37.0	42.1	74	84	49-133	13	20	
1,1-Dichloroethene	ug/L	ND	50	50	41.5	45.0	83	90	53-144	8	20	
1,2,4-Trimethylbenzene	ug/L		50	50	41.7	46.0	83	92	41-131	10	20	
1,2-Dibromoethane (EDB)	ug/L		50	50	40.8	47.9	82	96	55-133	16	20	
1,2-Dichloroethane	ug/L		50	50	39.6	44.6	79	89	50-138	12	20	
1,2-Dichloropropane	ug/L		50	50	40.5	46.0	81	92	54-139	13	20	
Benzene	ug/L	ND	50	50	42.1	47.7	84	95	53-138	13	20	
Chlorobenzene	ug/L	ND	50	50	41.1	46.2	82	92	52-131	12	20	
Chloroform	ug/L	ND	50	50	41.0	45.4	82	91	54-138	10	20	
cis-1,2-Dichloroethene	ug/L	ND	50	50	41.2	46.5	82	93	50-141	12	20	
Ethylbenzene	ug/L	ND	50	50	42.0	49.1	84	98	50-136	15	20	
Isopropylbenzene (Cumene)	ug/L		50	50	38.0	43.4	76	87	46-137	13	20	
Methyl-tert-butyl ether	ug/L		50	50	41.1	45.6	82	91	47-135	10	20	
n-Hexane	ug/L		50	50	38.5	43.8	77	88	35-137	13	20	
Naphthalene	ug/L	ND	50	50	41.5	46.8	83	94	34-152	12	20	
Tetrachloroethene	ug/L	ND	50	50	42.4	50.7	85	101	44-138	18	20	
Toluene	ug/L	ND	50	50	39.7	48.1	79	96	52-132	19	20	
trans-1,2-Dichloroethene	ug/L	ND	50	50	40.8	47.0	82	94	50-137	14	20	

Results presented on this page are in the units indicated by the "Units" column except where an alternate unit is presented to the right of the result.

REPORT OF LABORATORY ANALYSIS

This report shall not be reproduced, except in full,
without the written consent of Pace Analytical Services, LLC.



QUALITY CONTROL DATA

Project: 216 S. College Ave 24-199

Pace Project No.: 50377912

Parameter	Units	3663272		3663273		MS Result	MSD Result	MS % Rec	MSD % Rec	% Rec Limits	Max RPD	Qual
		50377879011 Result	MS Spike Conc.	MSD Spike Conc.	MS Result							
Trichloroethene	ug/L	ND	50	50	40.1	46.6	80	93	49-140	15	20	
Vinyl chloride	ug/L	ND	50	50	38.1	42.1	76	84	41-147	10	20	
Xylene (Total)	ug/L		150	150	120	134	80	89	44-138	11	20	
4-Bromofluorobenzene (S)	%						96	100	79-124			
Dibromofluoromethane (S)	%						95	94	82-128			
Toluene-d8 (S)	%						98	103	73-122			

Results presented on this page are in the units indicated by the "Units" column except where an alternate unit is presented to the right of the result.

REPORT OF LABORATORY ANALYSIS

This report shall not be reproduced, except in full,
without the written consent of Pace Analytical Services, LLC.



QUALITY CONTROL DATA

Project: 216 S. College Ave 24-199

Pace Project No.: 50377912

QC Batch: 800765

Analysis Method: EPA 5030/8260

QC Batch Method: EPA 5030/8260

Analysis Description: 8260 MSV

Laboratory:

Pace Analytical Services - Indianapolis

Associated Lab Samples: 50377912027, 50377912036, 50377912038

METHOD BLANK: 3663274

Matrix: Water

Associated Lab Samples: 50377912027, 50377912036, 50377912038

Parameter	Units	Blank Result	Reporting Limit	MDL	Analyzed	Qualifiers
1,1,1,2-Tetrachloroethane	ug/L	<0.33	5.0	0.33	07/19/24 00:37	
1,1,1-Trichloroethane	ug/L	<0.49	5.0	0.49	07/19/24 00:37	
1,1,2,2-Tetrachloroethane	ug/L	<0.28	5.0	0.28	07/19/24 00:37	
1,1,2-Trichloroethane	ug/L	<0.67	5.0	0.67	07/19/24 00:37	
1,1-Dichloroethane	ug/L	<0.39	5.0	0.39	07/19/24 00:37	
1,1-Dichloroethene	ug/L	<0.43	5.0	0.43	07/19/24 00:37	
1,1-Dichloropropene	ug/L	<0.39	5.0	0.39	07/19/24 00:37	
1,2,3-Trichlorobenzene	ug/L	<0.71	5.0	0.71	07/19/24 00:37	
1,2,3-Trichloropropane	ug/L	<1.6	5.0	1.6	07/19/24 00:37	
1,2,4-Trichlorobenzene	ug/L	<0.60	5.0	0.60	07/19/24 00:37	
1,2,4-Trimethylbenzene	ug/L	<0.41	5.0	0.41	07/19/24 00:37	
1,2-Dibromoethane (EDB)	ug/L	<0.65	5.0	0.65	07/19/24 00:37	
1,2-Dichlorobenzene	ug/L	<0.28	5.0	0.28	07/19/24 00:37	
1,2-Dichloroethane	ug/L	<0.39	5.0	0.39	07/19/24 00:37	
1,2-Dichloropropane	ug/L	<0.37	5.0	0.37	07/19/24 00:37	
1,3,5-Trimethylbenzene	ug/L	<0.36	5.0	0.36	07/19/24 00:37	
1,3-Dichlorobenzene	ug/L	<0.28	5.0	0.28	07/19/24 00:37	
1,3-Dichloropropane	ug/L	<0.31	5.0	0.31	07/19/24 00:37	
1,4-Dichlorobenzene	ug/L	<0.28	5.0	0.28	07/19/24 00:37	
1-Methylnaphthalene	ug/L	<3.3	10.0	3.3	07/19/24 00:37	
2,2-Dichloropropane	ug/L	<2.1	5.0	2.1	07/19/24 00:37	
2-Butanone (MEK)	ug/L	<11.8	25.0	11.8	07/19/24 00:37	
2-Chlorotoluene	ug/L	<0.38	5.0	0.38	07/19/24 00:37	
2-Hexanone	ug/L	<2.5	25.0	2.5	07/19/24 00:37	
2-Methylnaphthalene	ug/L	<3.2	10.0	3.2	07/19/24 00:37	
4-Chlorotoluene	ug/L	<0.38	5.0	0.38	07/19/24 00:37	
4-Methyl-2-pentanone (MIBK)	ug/L	<2.1	25.0	2.1	07/19/24 00:37	
Acetone	ug/L	<17.5	100	17.5	07/19/24 00:37	
Acrolein	ug/L	<17.3	50.0	17.3	07/19/24 00:37	
Acrylonitrile	ug/L	<2.5	100	2.5	07/19/24 00:37	
Benzene	ug/L	<0.37	5.0	0.37	07/19/24 00:37	
Bromobenzene	ug/L	<0.31	5.0	0.31	07/19/24 00:37	
Bromochloromethane	ug/L	<0.36	5.0	0.36	07/19/24 00:37	
Bromodichloromethane	ug/L	<0.48	5.0	0.48	07/19/24 00:37	
Bromoform	ug/L	<0.96	5.0	0.96	07/19/24 00:37	
Bromomethane	ug/L	<0.67	5.0	0.67	07/19/24 00:37	
Carbon disulfide	ug/L	<0.82	10.0	0.82	07/19/24 00:37	
Carbon tetrachloride	ug/L	<0.45	5.0	0.45	07/19/24 00:37	
Chlorobenzene	ug/L	<0.32	5.0	0.32	07/19/24 00:37	
Chloroethane	ug/L	<1.6	5.0	1.6	07/19/24 00:37	

Results presented on this page are in the units indicated by the "Units" column except where an alternate unit is presented to the right of the result.

REPORT OF LABORATORY ANALYSIS

This report shall not be reproduced, except in full,
without the written consent of Pace Analytical Services, LLC.



QUALITY CONTROL DATA

Project: 216 S. College Ave 24-199

Pace Project No.: 50377912

METHOD BLANK: 3663274

Matrix: Water

Associated Lab Samples: 50377912027, 50377912036, 50377912038

Parameter	Units	Blank Result	Reporting Limit	MDL	Analyzed	Qualifiers
Chloroform	ug/L	<0.73	5.0	0.73	07/19/24 00:37	
Chloromethane	ug/L	<0.51	5.0	0.51	07/19/24 00:37	
cis-1,2-Dichloroethene	ug/L	<0.38	5.0	0.38	07/19/24 00:37	
cis-1,3-Dichloropropene	ug/L	<0.37	5.0	0.37	07/19/24 00:37	
Dibromochloromethane	ug/L	<0.38	5.0	0.38	07/19/24 00:37	
Dibromomethane	ug/L	<0.81	5.0	0.81	07/19/24 00:37	
Dichlorodifluoromethane	ug/L	<0.51	5.0	0.51	07/19/24 00:37	
Ethyl methacrylate	ug/L	<3.2	100	3.2	07/19/24 00:37	
Ethylbenzene	ug/L	<0.36	5.0	0.36	07/19/24 00:37	
Hexachloro-1,3-butadiene	ug/L	<0.40	5.0	0.40	07/19/24 00:37	
Iodomethane	ug/L	<1.4	10.0	1.4	07/19/24 00:37	
Isopropylbenzene (Cumene)	ug/L	<0.40	5.0	0.40	07/19/24 00:37	
Methyl-tert-butyl ether	ug/L	<0.30	4.0	0.30	07/19/24 00:37	
Methylene Chloride	ug/L	<4.5	5.0	4.5	07/19/24 00:37	
n-Butylbenzene	ug/L	<0.35	5.0	0.35	07/19/24 00:37	
n-Hexane	ug/L	<0.50	5.0	0.50	07/19/24 00:37	
n-Propylbenzene	ug/L	<0.35	5.0	0.35	07/19/24 00:37	
Naphthalene	ug/L	<0.88	1.2	0.88	07/19/24 00:37	
p-Isopropyltoluene	ug/L	<0.32	5.0	0.32	07/19/24 00:37	
sec-Butylbenzene	ug/L	<0.36	5.0	0.36	07/19/24 00:37	
Styrene	ug/L	<0.34	5.0	0.34	07/19/24 00:37	
tert-Butylbenzene	ug/L	<0.33	5.0	0.33	07/19/24 00:37	
Tetrachloroethene	ug/L	<0.44	5.0	0.44	07/19/24 00:37	
Toluene	ug/L	<1.3	5.0	1.3	07/19/24 00:37	
trans-1,2-Dichloroethene	ug/L	<0.66	5.0	0.66	07/19/24 00:37	
trans-1,3-Dichloropropene	ug/L	<1.2	5.0	1.2	07/19/24 00:37	
trans-1,4-Dichloro-2-butene	ug/L	<2.3	100	2.3	07/19/24 00:37	
Trichloroethene	ug/L	<0.48	5.0	0.48	07/19/24 00:37	
Trichlorofluoromethane	ug/L	<0.41	5.0	0.41	07/19/24 00:37	
Vinyl acetate	ug/L	<0.84	50.0	0.84	07/19/24 00:37	
Vinyl chloride	ug/L	<0.46	2.0	0.46	07/19/24 00:37	
Xylene (Total)	ug/L	<1.3	10.0	1.3	07/19/24 00:37	
4-Bromofluorobenzene (S)	%	101	79-124		07/19/24 00:37	
Dibromofluoromethane (S)	%	95	82-128		07/19/24 00:37	
Toluene-d8 (S)	%	102	73-122		07/19/24 00:37	

LABORATORY CONTROL SAMPLE: 3663275

Parameter	Units	Spike Conc.	LCS Result	LCS % Rec	% Rec Limits	Qualifiers
1,1,1-Trichloroethane	ug/L	50	47.6	95	71-126	
1,1,2,2-Tetrachloroethane	ug/L	50	42.4	85	70-126	
1,1-Dichloroethene	ug/L	50	50.7	101	71-130	
1,2,4-Trimethylbenzene	ug/L	50	42.6	85	69-120	
1,2-Dibromoethane (EDB)	ug/L	50	46.3	93	80-120	

Results presented on this page are in the units indicated by the "Units" column except where an alternate unit is presented to the right of the result.

REPORT OF LABORATORY ANALYSIS

This report shall not be reproduced, except in full, without the written consent of Pace Analytical Services, LLC.



QUALITY CONTROL DATA

Project: 216 S. College Ave 24-199

Pace Project No.: 50377912

LABORATORY CONTROL SAMPLE: 3663275

Parameter	Units	Spike Conc.	LCS Result	LCS % Rec	% Rec Limits	Qualifiers
1,2-Dichloroethane	ug/L	50	45.6	91	72-123	
1,2-Dichloropropane	ug/L	50	43.9	88	76-125	
Benzene	ug/L	50	46.9	94	76-122	
Chlorobenzene	ug/L	50	44.1	88	76-118	
Chloroform	ug/L	50	45.2	90	78-121	
cis-1,2-Dichloroethene	ug/L	50	45.6	91	77-123	
Ethylbenzene	ug/L	50	45.8	92	76-120	
Isopropylbenzene (Cumene)	ug/L	50	46.1	92	71-124	
Methyl-tert-butyl ether	ug/L	50	47.1	94	71-121	
n-Hexane	ug/L	50	44.9	90	51-126	
Naphthalene	ug/L	50	46.9	94	62-143	
Tetrachloroethene	ug/L	50	46.8	94	71-122	
Toluene	ug/L	50	44.2	88	74-118	
trans-1,2-Dichloroethene	ug/L	50	45.3	91	75-122	
Trichloroethene	ug/L	50	44.3	89	74-125	
Vinyl chloride	ug/L	50	40.6	81	55-139	
Xylene (Total)	ug/L	100	87.2	87	73-119	
4-Bromofluorobenzene (S)	%			95	79-124	
Dibromofluoromethane (S)	%			101	82-128	
Toluene-d8 (S)	%			102	73-122	

MATRIX SPIKE & MATRIX SPIKE DUPLICATE: 3663276 3663277

Parameter	Units	MS		MSD		MS Result	MSD Result	MS % Rec	MSD % Rec	% Rec Limits	Max RPD	Qual
		50378097038 Result	Spike Conc.	Spike Conc.	Conc.							
1,1,1-Trichloroethane	ug/L	ND	50	50	49.8	48.3	100	97	47-145	3	20	
1,1,2,2-Tetrachloroethane	ug/L	ND	50	50	43.2	44.5	86	89	49-133	3	20	
1,1-Dichloroethene	ug/L	ND	50	50	49.5	51.3	99	103	53-144	4	20	
1,2,4-Trimethylbenzene	ug/L	101	50	50	145	143	87	83	41-131	1	20	
1,2-Dibromoethane (EDB)	ug/L	ND	50	50	47.8	49.8	96	100	55-133	4	20	
1,2-Dichloroethane	ug/L	ND	50	50	45.9	47.6	92	95	50-138	4	20	
1,2-Dichloropropane	ug/L	ND	50	50	48.4	47.9	97	96	54-139	1	20	
Benzene	ug/L	ND	50	50	51.1	51.3	99	99	53-138	0	20	
Chlorobenzene	ug/L	ND	50	50	46.2	45.8	92	92	52-131	1	20	
Chloroform	ug/L	ND	50	50	49.2	47.3	98	95	54-138	4	20	
cis-1,2-Dichloroethene	ug/L	ND	50	50	49.1	48.5	98	97	50-141	1	20	
Ethylbenzene	ug/L	12.9	50	50	59.7	59.0	94	92	50-136	1	20	
Isopropylbenzene (Cumene)	ug/L	ND	50	50	44.9	44.4	83	82	46-137	1	20	
Methyl-tert-butyl ether	ug/L	ND	50	50	48.6	49.8	97	100	47-135	3	20	
n-Hexane	ug/L	ND	50	50	46.1	45.7	88	88	35-137	1	20	
Naphthalene	ug/L	29.2	50	50	78.9	81.0	99	104	34-152	3	20	
Tetrachloroethene	ug/L	ND	50	50	48.2	47.9	95	95	44-138	1	20	
Toluene	ug/L	42.0	50	50	88.4	86.8	93	90	52-132	2	20	
trans-1,2-Dichloroethene	ug/L	ND	50	50	46.0	45.7	92	91	50-137	1	20	

Results presented on this page are in the units indicated by the "Units" column except where an alternate unit is presented to the right of the result.

REPORT OF LABORATORY ANALYSIS

This report shall not be reproduced, except in full, without the written consent of Pace Analytical Services, LLC.



QUALITY CONTROL DATA

Project: 216 S. College Ave 24-199
Pace Project No.: 50377912

MATRIX SPIKE & MATRIX SPIKE DUPLICATE: 3663276 3663277												
Parameter	Units	50378097038		MS	MSD	MS		MSD		% Rec Limits	Max RPD	Qual
		Result	Conc.	Spike Conc.	Spike Conc.	Result	Result	% Rec	% Rec			
Trichloroethene	ug/L	ND	50	50	46.0	45.2	92	90	49-140	2	20	
Vinyl chloride	ug/L	ND	50	50	45.5	44.0	91	88	41-147	3	20	
Xylene (Total)	ug/L	119	150	150	245	244	84	83	44-138	1	20	
4-Bromofluorobenzene (S)	%						95	96	79-124			
Dibromofluoromethane (S)	%						98	98	82-128			
Toluene-d8 (S)	%						101	102	73-122			

MATRIX SPIKE & MATRIX SPIKE DUPLICATE: 3663278 3663279												
Parameter	Units	50377912027		MS	MSD	MS		MSD		% Rec Limits	Max RPD	Qual
		Result	Conc.	Spike Conc.	Spike Conc.	Result	Result	% Rec	% Rec			
1,1,1-Trichloroethane	ug/L	<0.49	50	50	47.7	46.9	95	94	47-145	1	20	
1,1,2,2-Tetrachloroethane	ug/L	<0.28	50	50	45.2	41.1	90	82	49-133	9	20	
1,1-Dichloroethene	ug/L	<0.43	50	50	46.5	46.2	93	92	53-144	1	20	
1,2,4-Trimethylbenzene	ug/L	7.1	50	50	51.7	51.4	89	89	41-131	0	20	
1,2-Dibromoethane (EDB)	ug/L	<0.65	50	50	46.7	44.8	93	90	55-133	4	20	
1,2-Dichloroethane	ug/L	<0.39	50	50	46.4	47.2	93	94	50-138	2	20	
1,2-Dichloropropane	ug/L	<0.37	50	50	48.0	47.2	96	94	54-139	2	20	
Benzene	ug/L	241	50	50	264	275	46	68	53-138	4	20	M1
Chlorobenzene	ug/L	<0.32	50	50	45.8	45.8	92	92	52-131	0	20	
Chloroform	ug/L	<0.73	50	50	60.1	59.5	120	119	54-138	1	20	
cis-1,2-Dichloroethene	ug/L	<0.38	50	50	42.6	43.5	85	87	50-141	2	20	
Ethylbenzene	ug/L	13.3	50	50	58.9	60.2	91	94	50-136	2	20	
Isopropylbenzene (Cumene)	ug/L	14.8	50	50	54.5	55.3	79	81	46-137	1	20	
Methyl-tert-butyl ether	ug/L	<0.30	50	50	46.3	43.8	93	88	47-135	5	20	
n-Hexane	ug/L	106	50	50	133	138	53	63	35-137	4	20	
Naphthalene	ug/L	2.7	50	50	51.3	49.5	97	94	34-152	4	20	
Tetrachloroethene	ug/L	<0.44	50	50	45.7	45.2	91	90	44-138	1	20	
Toluene	ug/L	9.7	50	50	54.5	53.9	90	88	52-132	1	20	
trans-1,2-Dichloroethene	ug/L	<0.66	50	50	42.2	41.6	84	83	50-137	1	20	
Trichloroethene	ug/L	<0.48	50	50	49.2	48.7	98	97	49-140	1	20	
Vinyl chloride	ug/L	<0.46	50	50	47.5	48.0	95	96	41-147	1	20	
Xylene (Total)	ug/L	23.0	150	150	152	154	86	87	44-138	1	20	
4-Bromofluorobenzene (S)	%						101	103	79-124			
Dibromofluoromethane (S)	%						96	95	82-128			H1,pH
Toluene-d8 (S)	%						103	102	73-122			

Results presented on this page are in the units indicated by the "Units" column except where an alternate unit is presented to the right of the result.

REPORT OF LABORATORY ANALYSIS

This report shall not be reproduced, except in full, without the written consent of Pace Analytical Services, LLC.



QUALITY CONTROL DATA

Project: 216 S. College Ave 24-199

Pace Project No.: 50377912

QC Batch: 800772

Analysis Method: EPA 8260

QC Batch Method: EPA 8260

Analysis Description: 8260 MSV 5035A Volatile Organics

Laboratory: Pace Analytical Services - Indianapolis

Associated Lab Samples: 50377912001, 50377912002, 50377912003, 50377912004, 50377912006, 50377912007

METHOD BLANK: 3663292

Matrix: Solid

Associated Lab Samples: 50377912001, 50377912002, 50377912003, 50377912004, 50377912006, 50377912007

Parameter	Units	Blank Result	Reporting Limit	MDL	Analyzed	Qualifiers
1,1,1,2-Tetrachloroethane	mg/kg	<0.00027	0.0050	0.00027	07/18/24 12:44	
1,1,1-Trichloroethane	mg/kg	<0.00035	0.0050	0.00035	07/18/24 12:44	
1,1,2,2-Tetrachloroethane	mg/kg	<0.00056	0.0050	0.00056	07/18/24 12:44	
1,1,2-Trichloroethane	mg/kg	<0.00093	0.0050	0.00093	07/18/24 12:44	
1,1-Dichloroethane	mg/kg	<0.00023	0.0050	0.00023	07/18/24 12:44	
1,1-Dichloroethene	mg/kg	<0.00041	0.0050	0.00041	07/18/24 12:44	
1,1-Dichloropropene	mg/kg	<0.00026	0.0050	0.00026	07/18/24 12:44	
1,2,3-Trichlorobenzene	mg/kg	<0.00087	0.0050	0.00087	07/18/24 12:44	
1,2,3-Trichloropropane	mg/kg	<0.0013	0.0050	0.0013	07/18/24 12:44	
1,2,4-Trichlorobenzene	mg/kg	<0.00077	0.0050	0.00077	07/18/24 12:44	
1,2,4-Trimethylbenzene	mg/kg	<0.00070	0.0050	0.00070	07/18/24 12:44	
1,2-Dibromoethane (EDB)	mg/kg	<0.00040	0.0050	0.00040	07/18/24 12:44	
1,2-Dichlorobenzene	mg/kg	<0.00029	0.0050	0.00029	07/18/24 12:44	
1,2-Dichloroethane	mg/kg	<0.00026	0.0050	0.00026	07/18/24 12:44	
1,2-Dichloropropane	mg/kg	<0.00039	0.0050	0.00039	07/18/24 12:44	
1,3,5-Trimethylbenzene	mg/kg	<0.00026	0.0050	0.00026	07/18/24 12:44	
1,3-Dichlorobenzene	mg/kg	<0.00028	0.0050	0.00028	07/18/24 12:44	
1,3-Dichloropropane	mg/kg	<0.00026	0.0050	0.00026	07/18/24 12:44	
1,4-Dichlorobenzene	mg/kg	<0.00030	0.0050	0.00030	07/18/24 12:44	
1-Methylnaphthalene	mg/kg	0.00060J	0.010	0.00028	07/18/24 12:44	
2,2-Dichloropropane	mg/kg	<0.0017	0.0050	0.0017	07/18/24 12:44	
2-Butanone (MEK)	mg/kg	<0.010	0.025	0.010	07/18/24 12:44	
2-Chlorotoluene	mg/kg	<0.00023	0.0050	0.00023	07/18/24 12:44	
2-Hexanone	mg/kg	<0.0022	0.10	0.0022	07/18/24 12:44	
2-Methylnaphthalene	mg/kg	<0.0028	0.010	0.0028	07/18/24 12:44	
4-Chlorotoluene	mg/kg	<0.00022	0.0050	0.00022	07/18/24 12:44	
4-Methyl-2-pentanone (MIBK)	mg/kg	<0.0026	0.025	0.0026	07/18/24 12:44	
Acetone	mg/kg	<0.0054	0.10	0.0054	07/18/24 12:44	
Acrolein	mg/kg	<0.016	0.10	0.016	07/18/24 12:44	
Acrylonitrile	mg/kg	<0.0017	0.10	0.0017	07/18/24 12:44	
Benzene	mg/kg	<0.00017	0.0050	0.00017	07/18/24 12:44	
Bromobenzene	mg/kg	<0.00029	0.0050	0.00029	07/18/24 12:44	
Bromochloromethane	mg/kg	<0.00035	0.0050	0.00035	07/18/24 12:44	
Bromodichloromethane	mg/kg	<0.00030	0.0050	0.00030	07/18/24 12:44	
Bromoform	mg/kg	<0.0018	0.0050	0.0018	07/18/24 12:44	
Bromomethane	mg/kg	<0.00094	0.0050	0.00094	07/18/24 12:44	
Carbon disulfide	mg/kg	<0.00087	0.010	0.00087	07/18/24 12:44	
Carbon tetrachloride	mg/kg	<0.0014	0.0050	0.0014	07/18/24 12:44	
Chlorobenzene	mg/kg	<0.00021	0.0050	0.00021	07/18/24 12:44	
Chloroethane	mg/kg	<0.00092	0.0050	0.00092	07/18/24 12:44	

Results presented on this page are in the units indicated by the "Units" column except where an alternate unit is presented to the right of the result.

REPORT OF LABORATORY ANALYSIS

This report shall not be reproduced, except in full,
without the written consent of Pace Analytical Services, LLC.



QUALITY CONTROL DATA

Project: 216 S. College Ave 24-199

Pace Project No.: 50377912

METHOD BLANK: 3663292

Matrix: Solid

Associated Lab Samples: 50377912001, 50377912002, 50377912003, 50377912004, 50377912006, 50377912007

Parameter	Units	Blank Result	Reporting Limit	MDL	Analyzed	Qualifiers
Chloroform	mg/kg	<0.0027	0.0050	0.0027	07/18/24 12:44	
Chloromethane	mg/kg	<0.00043	0.0050	0.00043	07/18/24 12:44	
cis-1,2-Dichloroethene	mg/kg	<0.00034	0.0050	0.00034	07/18/24 12:44	
cis-1,3-Dichloropropene	mg/kg	<0.00088	0.0050	0.00088	07/18/24 12:44	
Dibromochloromethane	mg/kg	<0.00036	0.0050	0.00036	07/18/24 12:44	
Dibromomethane	mg/kg	<0.0011	0.0050	0.0011	07/18/24 12:44	
Dichlorodifluoromethane	mg/kg	<0.00037	0.0050	0.00037	07/18/24 12:44	
Ethyl methacrylate	mg/kg	<0.0030	0.10	0.0030	07/18/24 12:44	
Ethylbenzene	mg/kg	<0.00025	0.0050	0.00025	07/18/24 12:44	
Hexachloro-1,3-butadiene	mg/kg	<0.00050	0.0050	0.00050	07/18/24 12:44	
Iodomethane	mg/kg	<0.0026	0.10	0.0026	07/18/24 12:44	
Isopropylbenzene (Cumene)	mg/kg	<0.00024	0.0050	0.00024	07/18/24 12:44	
Methyl-tert-butyl ether	mg/kg	<0.00026	0.0050	0.00026	07/18/24 12:44	
Methylene Chloride	mg/kg	<0.012	0.020	0.012	07/18/24 12:44	
n-Butylbenzene	mg/kg	<0.00038	0.0050	0.00038	07/18/24 12:44	
n-Hexane	mg/kg	<0.00054	0.0050	0.00054	07/18/24 12:44	
n-Propylbenzene	mg/kg	<0.00021	0.0050	0.00021	07/18/24 12:44	
Naphthalene	mg/kg	<0.0019	0.0050	0.0019	07/18/24 12:44	
p-Isopropyltoluene	mg/kg	<0.00031	0.0050	0.00031	07/18/24 12:44	
sec-Butylbenzene	mg/kg	<0.00026	0.0050	0.00026	07/18/24 12:44	
Styrene	mg/kg	<0.00024	0.0050	0.00024	07/18/24 12:44	
tert-Butylbenzene	mg/kg	<0.00019	0.0050	0.00019	07/18/24 12:44	
Tetrachloroethene	mg/kg	<0.00031	0.0050	0.00031	07/18/24 12:44	
Toluene	mg/kg	<0.00046	0.0050	0.00046	07/18/24 12:44	
trans-1,2-Dichloroethene	mg/kg	<0.00046	0.0050	0.00046	07/18/24 12:44	
trans-1,3-Dichloropropene	mg/kg	<0.0011	0.0050	0.0011	07/18/24 12:44	
trans-1,4-Dichloro-2-butene	mg/kg	<0.0025	0.10	0.0025	07/18/24 12:44	
Trichloroethene	mg/kg	<0.00039	0.0050	0.00039	07/18/24 12:44	
Trichlorofluoromethane	mg/kg	<0.00040	0.0050	0.00040	07/18/24 12:44	
Vinyl acetate	mg/kg	<0.0012	0.10	0.0012	07/18/24 12:44	
Vinyl chloride	mg/kg	<0.0011	0.0050	0.0011	07/18/24 12:44	
Xylene (Total)	mg/kg	<0.0022	0.010	0.0022	07/18/24 12:44	
4-Bromofluorobenzene (S)	%	103	63-132		07/18/24 12:44	
Dibromofluoromethane (S)	%	99	75-135		07/18/24 12:44	1d
Toluene-d8 (S)	%	99	65-148		07/18/24 12:44	

LABORATORY CONTROL SAMPLE: 3663293

Parameter	Units	Spike Conc.	LCS Result	LCS % Rec	% Rec Limits	Qualifiers
1,1,1,2-Tetrachloroethane	mg/kg	0.05	0.047	94	70-129	
1,1,1-Trichloroethane	mg/kg	0.05	0.047	95	67-134	
1,1,2,2-Tetrachloroethane	mg/kg	0.05	0.042	84	67-122	
1,1,2-Trichloroethane	mg/kg	0.05	0.046	92	72-127	
1,1-Dichloroethane	mg/kg	0.05	0.044	87	72-121	

Results presented on this page are in the units indicated by the "Units" column except where an alternate unit is presented to the right of the result.

REPORT OF LABORATORY ANALYSIS

This report shall not be reproduced, except in full, without the written consent of Pace Analytical Services, LLC.



QUALITY CONTROL DATA

Project: 216 S. College Ave 24-199

Pace Project No.: 50377912

LABORATORY CONTROL SAMPLE: 3663293

Parameter	Units	Spike Conc.	LCS Result	LCS % Rec	% Rec Limits	Qualifiers
1,1-Dichloroethene	mg/kg	0.05	0.047	93	57-140	
1,1-Dichloropropene	mg/kg	0.05	0.051	102	76-133	
1,2,3-Trichlorobenzene	mg/kg	0.05	0.051	102	53-139	
1,2,3-Trichloropropane	mg/kg	0.05	0.045	90	70-124	
1,2,4-Trichlorobenzene	mg/kg	0.05	0.055	110	49-136	
1,2,4-Trimethylbenzene	mg/kg	0.05	0.048	96	60-122	
1,2-Dibromoethane (EDB)	mg/kg	0.05	0.049	98	71-126	
1,2-Dichlorobenzene	mg/kg	0.05	0.048	96	68-120	
1,2-Dichloroethane	mg/kg	0.05	0.043	86	67-129	
1,2-Dichloropropane	mg/kg	0.05	0.044	87	71-123	
1,3,5-Trimethylbenzene	mg/kg	0.05	0.049	99	62-118	
1,3-Dichlorobenzene	mg/kg	0.05	0.048	97	65-121	
1,3-Dichloropropane	mg/kg	0.05	0.044	88	73-127	
1,4-Dichlorobenzene	mg/kg	0.05	0.049	97	66-122	
1-Methylnaphthalene	mg/kg	0.05	0.056	113	52-137	
2,2-Dichloropropane	mg/kg	0.05	0.050	101	63-137	
2-Butanone (MEK)	mg/kg	0.25	0.22	87	59-136	
2-Chlorotoluene	mg/kg	0.05	0.047	94	67-121	
2-Hexanone	mg/kg	0.25	0.20	81	62-127	
2-Methylnaphthalene	mg/kg	0.05	0.052	105	50-141	
4-Chlorotoluene	mg/kg	0.05	0.051	101	66-122	
4-Methyl-2-pentanone (MIBK)	mg/kg	0.25	0.21	85	67-131	
Acetone	mg/kg	0.25	0.19	75	45-127	
Acrolein	mg/kg	1	0.79	79	42-158	
Acrylonitrile	mg/kg	0.25	0.21	85	69-127	
Benzene	mg/kg	0.05	0.045	90	69-125	
Bromobenzene	mg/kg	0.05	0.045	91	69-121	
Bromochloromethane	mg/kg	0.05	0.040	81	70-125	
Bromodichloromethane	mg/kg	0.05	0.046	93	77-130	
Bromoform	mg/kg	0.05	0.045	90	67-128	
Bromomethane	mg/kg	0.05	0.059	118	60-156	
Carbon disulfide	mg/kg	0.05	0.045	91	47-137	
Carbon tetrachloride	mg/kg	0.05	0.047	94	68-132	
Chlorobenzene	mg/kg	0.05	0.047	94	68-122	
Chloroethane	mg/kg	0.05	0.046	92	61-137	
Chloroform	mg/kg	0.05	0.046	91	71-124	
Chloromethane	mg/kg	0.05	0.038	77	56-131	
cis-1,2-Dichloroethene	mg/kg	0.05	0.045	91	70-123	
cis-1,3-Dichloropropene	mg/kg	0.05	0.049	97	72-136	
Dibromochloromethane	mg/kg	0.05	0.045	91	73-130	
Dibromomethane	mg/kg	0.05	0.043	86	74-123	
Dichlorodifluoromethane	mg/kg	0.05	0.032	63	23-127	
Ethyl methacrylate	mg/kg	0.05	0.048J	95	70-131	
Ethylbenzene	mg/kg	0.05	0.049	98	65-124	
Hexachloro-1,3-butadiene	mg/kg	0.05	0.051	102	52-133	
Iodomethane	mg/kg	0.05	0.049J	98	50-137	
Isopropylbenzene (Cumene)	mg/kg	0.05	0.043	87	65-126	

Results presented on this page are in the units indicated by the "Units" column except where an alternate unit is presented to the right of the result.

REPORT OF LABORATORY ANALYSIS

This report shall not be reproduced, except in full,
without the written consent of Pace Analytical Services, LLC.



QUALITY CONTROL DATA

Project: 216 S. College Ave 24-199

Pace Project No.: 50377912

LABORATORY CONTROL SAMPLE: 3663293

Parameter	Units	Spike Conc.	LCS Result	LCS % Rec	% Rec Limits	Qualifiers
Methyl-tert-butyl ether	mg/kg	0.05	0.046	92	69-128	
Methylene Chloride	mg/kg	0.05	0.044	87	61-128	
n-Butylbenzene	mg/kg	0.05	0.052	103	62-127	
n-Hexane	mg/kg	0.05	0.041	82	55-123	
n-Propylbenzene	mg/kg	0.05	0.049	98	67-124	
Naphthalene	mg/kg	0.05	0.048	95	60-133	
p-Isopropyltoluene	mg/kg	0.05	0.050	101	64-124	
sec-Butylbenzene	mg/kg	0.05	0.050	100	68-124	
Styrene	mg/kg	0.05	0.046	93	68-124	
tert-Butylbenzene	mg/kg	0.05	0.050	101	69-122	
Tetrachloroethene	mg/kg	0.05	0.051	102	62-128	
Toluene	mg/kg	0.05	0.045	90	60-122	
trans-1,2-Dichloroethene	mg/kg	0.05	0.046	92	67-124	
trans-1,3-Dichloropropene	mg/kg	0.05	0.049	98	68-136	
trans-1,4-Dichloro-2-butene	mg/kg	0.05	0.044J	88	64-134	
Trichloroethene	mg/kg	0.05	0.047	94	68-128	
Trichlorofluoromethane	mg/kg	0.05	0.042	84	57-146	
Vinyl acetate	mg/kg	0.2	0.20	100	56-181	
Vinyl chloride	mg/kg	0.05	0.045	90	52-142	
Xylene (Total)	mg/kg	0.15	0.15	97	62-122	
4-Bromofluorobenzene (S)	%			97	63-132	
Dibromofluoromethane (S)	%			94	75-135	
Toluene-d8 (S)	%			102	65-148	

Results presented on this page are in the units indicated by the "Units" column except where an alternate unit is presented to the right of the result.

REPORT OF LABORATORY ANALYSIS

This report shall not be reproduced, except in full, without the written consent of Pace Analytical Services, LLC.



QUALITY CONTROL DATA

Project: 216 S. College Ave 24-199

Pace Project No.: 50377912

QC Batch: 800773

Analysis Method: EPA 8260

QC Batch Method: EPA 8260

Analysis Description: 8260 MSV 5035A Volatile Organics

Laboratory:

Pace Analytical Services - Indianapolis

Associated Lab Samples: 50377912008, 50377912009, 50377912037

METHOD BLANK: 3663296

Matrix: Solid

Associated Lab Samples: 50377912008, 50377912009, 50377912037

Parameter	Units	Blank Result	Reporting Limit	MDL	Analyzed	Qualifiers
1,1,1,2-Tetrachloroethane	mg/kg	<0.00027	0.0050	0.00027	07/19/24 00:52	
1,1,1-Trichloroethane	mg/kg	<0.00035	0.0050	0.00035	07/19/24 00:52	
1,1,2,2-Tetrachloroethane	mg/kg	<0.00056	0.0050	0.00056	07/19/24 00:52	
1,1,2-Trichloroethane	mg/kg	<0.00093	0.0050	0.00093	07/19/24 00:52	
1,1-Dichloroethane	mg/kg	<0.00023	0.0050	0.00023	07/19/24 00:52	
1,1-Dichloroethene	mg/kg	<0.00041	0.0050	0.00041	07/19/24 00:52	
1,1-Dichloropropene	mg/kg	<0.00026	0.0050	0.00026	07/19/24 00:52	
1,2,3-Trichlorobenzene	mg/kg	<0.00087	0.0050	0.00087	07/19/24 00:52	
1,2,3-Trichloropropane	mg/kg	<0.0013	0.0050	0.0013	07/19/24 00:52	
1,2,4-Trichlorobenzene	mg/kg	<0.00077	0.0050	0.00077	07/19/24 00:52	
1,2,4-Trimethylbenzene	mg/kg	<0.00070	0.0050	0.00070	07/19/24 00:52	
1,2-Dibromoethane (EDB)	mg/kg	<0.00040	0.0050	0.00040	07/19/24 00:52	
1,2-Dichlorobenzene	mg/kg	<0.00029	0.0050	0.00029	07/19/24 00:52	
1,2-Dichloroethane	mg/kg	<0.00026	0.0050	0.00026	07/19/24 00:52	
1,2-Dichloropropane	mg/kg	<0.00039	0.0050	0.00039	07/19/24 00:52	
1,3,5-Trimethylbenzene	mg/kg	<0.00026	0.0050	0.00026	07/19/24 00:52	
1,3-Dichlorobenzene	mg/kg	<0.00028	0.0050	0.00028	07/19/24 00:52	
1,3-Dichloropropane	mg/kg	<0.00026	0.0050	0.00026	07/19/24 00:52	
1,4-Dichlorobenzene	mg/kg	<0.00030	0.0050	0.00030	07/19/24 00:52	
1-Methylnaphthalene	mg/kg	0.00071J	0.010	0.00028	07/19/24 00:52	
2,2-Dichloropropane	mg/kg	<0.0017	0.0050	0.0017	07/19/24 00:52	
2-Butanone (MEK)	mg/kg	<0.010	0.025	0.010	07/19/24 00:52	
2-Chlorotoluene	mg/kg	<0.00023	0.0050	0.00023	07/19/24 00:52	
2-Hexanone	mg/kg	<0.0022	0.10	0.0022	07/19/24 00:52	
2-Methylnaphthalene	mg/kg	<0.0028	0.010	0.0028	07/19/24 00:52	
4-Chlorotoluene	mg/kg	<0.00022	0.0050	0.00022	07/19/24 00:52	
4-Methyl-2-pentanone (MIBK)	mg/kg	<0.0026	0.025	0.0026	07/19/24 00:52	
Acetone	mg/kg	<0.0054	0.10	0.0054	07/19/24 00:52	
Acrolein	mg/kg	<0.016	0.10	0.016	07/19/24 00:52	
Acrylonitrile	mg/kg	<0.0017	0.10	0.0017	07/19/24 00:52	
Benzene	mg/kg	<0.00017	0.0050	0.00017	07/19/24 00:52	
Bromobenzene	mg/kg	<0.00029	0.0050	0.00029	07/19/24 00:52	
Bromochloromethane	mg/kg	<0.00035	0.0050	0.00035	07/19/24 00:52	
Bromodichloromethane	mg/kg	<0.00030	0.0050	0.00030	07/19/24 00:52	
Bromoform	mg/kg	<0.0018	0.0050	0.0018	07/19/24 00:52	
Bromomethane	mg/kg	<0.00094	0.0050	0.00094	07/19/24 00:52	
Carbon disulfide	mg/kg	<0.00087	0.010	0.00087	07/19/24 00:52	
Carbon tetrachloride	mg/kg	<0.0014	0.0050	0.0014	07/19/24 00:52	
Chlorobenzene	mg/kg	<0.00021	0.0050	0.00021	07/19/24 00:52	
Chloroethane	mg/kg	<0.00092	0.0050	0.00092	07/19/24 00:52	

Results presented on this page are in the units indicated by the "Units" column except where an alternate unit is presented to the right of the result.

REPORT OF LABORATORY ANALYSIS

This report shall not be reproduced, except in full,
without the written consent of Pace Analytical Services, LLC.



QUALITY CONTROL DATA

Project: 216 S. College Ave 24-199

Pace Project No.: 50377912

METHOD BLANK: 3663296

Matrix: Solid

Associated Lab Samples: 50377912008, 50377912009, 50377912037

Parameter	Units	Blank Result	Reporting Limit	MDL	Analyzed	Qualifiers
Chloroform	mg/kg	<0.0027	0.0050	0.0027	07/19/24 00:52	
Chloromethane	mg/kg	<0.00043	0.0050	0.00043	07/19/24 00:52	
cis-1,2-Dichloroethene	mg/kg	<0.00034	0.0050	0.00034	07/19/24 00:52	
cis-1,3-Dichloropropene	mg/kg	<0.00088	0.0050	0.00088	07/19/24 00:52	
Dibromochloromethane	mg/kg	<0.00036	0.0050	0.00036	07/19/24 00:52	
Dibromomethane	mg/kg	<0.0011	0.0050	0.0011	07/19/24 00:52	
Dichlorodifluoromethane	mg/kg	<0.00037	0.0050	0.00037	07/19/24 00:52	
Ethyl methacrylate	mg/kg	<0.0030	0.10	0.0030	07/19/24 00:52	
Ethylbenzene	mg/kg	<0.00025	0.0050	0.00025	07/19/24 00:52	
Hexachloro-1,3-butadiene	mg/kg	<0.00050	0.0050	0.00050	07/19/24 00:52	
Iodomethane	mg/kg	<0.0026	0.10	0.0026	07/19/24 00:52	
Isopropylbenzene (Cumene)	mg/kg	<0.00024	0.0050	0.00024	07/19/24 00:52	
Methyl-tert-butyl ether	mg/kg	<0.00026	0.0050	0.00026	07/19/24 00:52	
Methylene Chloride	mg/kg	<0.012	0.020	0.012	07/19/24 00:52	
n-Butylbenzene	mg/kg	<0.00038	0.0050	0.00038	07/19/24 00:52	
n-Hexane	mg/kg	<0.00049	0.0050	0.00049	07/19/24 00:52	
n-Propylbenzene	mg/kg	<0.00021	0.0050	0.00021	07/19/24 00:52	
Naphthalene	mg/kg	<0.0019	0.0050	0.0019	07/19/24 00:52	
p-Isopropyltoluene	mg/kg	<0.00031	0.0050	0.00031	07/19/24 00:52	
sec-Butylbenzene	mg/kg	<0.00026	0.0050	0.00026	07/19/24 00:52	
Styrene	mg/kg	<0.00024	0.0050	0.00024	07/19/24 00:52	
tert-Butylbenzene	mg/kg	<0.00019	0.0050	0.00019	07/19/24 00:52	
Tetrachloroethene	mg/kg	<0.00031	0.0050	0.00031	07/19/24 00:52	
Toluene	mg/kg	<0.00046	0.0050	0.00046	07/19/24 00:52	
trans-1,2-Dichloroethene	mg/kg	<0.00046	0.0050	0.00046	07/19/24 00:52	
trans-1,3-Dichloropropene	mg/kg	<0.0011	0.0050	0.0011	07/19/24 00:52	
trans-1,4-Dichloro-2-butene	mg/kg	<0.0025	0.10	0.0025	07/19/24 00:52	
Trichloroethene	mg/kg	<0.00039	0.0050	0.00039	07/19/24 00:52	
Trichlorofluoromethane	mg/kg	<0.00040	0.0050	0.00040	07/19/24 00:52	
Vinyl acetate	mg/kg	<0.0012	0.10	0.0012	07/19/24 00:52	
Vinyl chloride	mg/kg	<0.0011	0.0050	0.0011	07/19/24 00:52	
Xylene (Total)	mg/kg	<0.0022	0.010	0.0022	07/19/24 00:52	
4-Bromofluorobenzene (S)	%	100	63-132		07/19/24 00:52	
Dibromofluoromethane (S)	%	97	75-135		07/19/24 00:52	
Toluene-d8 (S)	%	99	65-148		07/19/24 00:52	

LABORATORY CONTROL SAMPLE: 3663297

Parameter	Units	Spike Conc.	LCS Result	LCS % Rec	% Rec Limits	Qualifiers
1,1,1-Trichloroethane	mg/kg	0.05	0.046	92	67-134	
1,1,2,2-Tetrachloroethane	mg/kg	0.05	0.043	85	67-122	
1,1-Dichloroethene	mg/kg	0.05	0.046	92	57-140	
1,2,4-Trimethylbenzene	mg/kg	0.05	0.044	88	60-122	
1,2-Dibromoethane (EDB)	mg/kg	0.05	0.049	97	71-126	

Results presented on this page are in the units indicated by the "Units" column except where an alternate unit is presented to the right of the result.

REPORT OF LABORATORY ANALYSIS

This report shall not be reproduced, except in full,
without the written consent of Pace Analytical Services, LLC.



QUALITY CONTROL DATA

Project: 216 S. College Ave 24-199
Pace Project No.: 50377912

LABORATORY CONTROL SAMPLE: 3663297

Parameter	Units	Spike Conc.	LCS Result	LCS % Rec	% Rec Limits	Qualifiers
1,2-Dichloroethane	mg/kg	0.05	0.045	90	67-129	
1,2-Dichloropropane	mg/kg	0.05	0.044	88	71-123	
Benzene	mg/kg	0.05	0.045	89	69-125	
Chlorobenzene	mg/kg	0.05	0.045	90	68-122	
Chloroform	mg/kg	0.05	0.046	92	71-124	
cis-1,2-Dichloroethene	mg/kg	0.05	0.046	91	70-123	
Ethylbenzene	mg/kg	0.05	0.047	94	65-124	
Isopropylbenzene (Cumene)	mg/kg	0.05	0.040	80	65-126	
Methyl-tert-butyl ether	mg/kg	0.05	0.047	94	69-128	
n-Hexane	mg/kg	0.05	0.045	89	55-123	
Naphthalene	mg/kg	0.05	0.043	87	60-133	
Tetrachloroethene	mg/kg	0.05	0.047	95	62-128	
Toluene	mg/kg	0.05	0.045	90	60-122	
trans-1,2-Dichloroethene	mg/kg	0.05	0.045	89	67-124	
Trichloroethene	mg/kg	0.05	0.045	89	68-128	
Vinyl chloride	mg/kg	0.05	0.046	93	52-142	
Xylene (Total)	mg/kg	0.15	0.13	86	62-122	
4-Bromofluorobenzene (S)	%			99	63-132	
Dibromofluoromethane (S)	%			96	75-135	
Toluene-d8 (S)	%			101	65-148	

MATRIX SPIKE & MATRIX SPIKE DUPLICATE: 3663298 3663299

Parameter	Units	MS		MSD		MS Result	MSD Result	MS % Rec	MSD % Rec	% Rec Limits	Max RPD	Qual
		50377912008 Result	Spike Conc.	Spike Conc.	MS Result							
1,1,1-Trichloroethane	mg/kg	<0.019	2.7	2.7	2.5	2.5	91	91	52-148	0	20	
1,1,2,2-Tetrachloroethane	mg/kg	<0.030	2.7	2.7	6.2	6.7	227	245	24-166	8	20	M1
1,1-Dichloroethene	mg/kg	<0.022	2.7	2.7	2.4	2.5	88	91	39-162	3	20	
1,2,4-Trimethylbenzene	mg/kg	<0.038	2.7	2.7	2.4	2.6	87	95	12-157	8	20	
1,2-Dibromoethane (EDB)	mg/kg	<0.022	2.7	2.7	2.7	2.7	99	99	36-141	0	20	
1,2-Dichloroethane	mg/kg	<0.014	2.7	2.7	2.4	2.4	89	90	48-138	0	20	
1,2-Dichloropropane	mg/kg	<0.021	2.7	2.7	2.5	2.5	90	92	45-140	2	20	
Benzene	mg/kg	<0.0094	2.7	2.7	2.4	2.5	90	93	48-137	3	20	
Chlorobenzene	mg/kg	<0.011	2.7	2.7	2.5	2.7	92	98	28-136	6	20	
Chloroform	mg/kg	<0.15	2.7	2.7	2.5	2.5	90	92	54-136	2	20	
cis-1,2-Dichloroethene	mg/kg	<0.018	2.7	2.7	2.4	2.5	89	91	52-132	3	20	
Ethylbenzene	mg/kg	<0.014	2.7	2.7	2.6	2.7	96	100	24-150	4	20	
Isopropylbenzene (Cumene)	mg/kg	1.0	2.7	2.7	3.1	3.2	77	79	30-144	2	20	
Methyl-tert-butyl ether	mg/kg	<0.014	2.7	2.7	2.7	2.6	99	95	57-141	4	20	
n-Hexane	mg/kg	0.52	2.7	2.7	2.8	2.8	84	83	22-150	1	20	
Naphthalene	mg/kg	<0.10	2.7	2.7	2.6	2.8	93	102	10-132	9	20	
Tetrachloroethene	mg/kg	<0.017	2.7	2.7	2.8	2.9	101	105	26-159	4	20	
Toluene	mg/kg	<0.025	2.7	2.7	2.6	2.6	95	97	28-150	1	20	
trans-1,2-Dichloroethene	mg/kg	<0.025	2.7	2.7	2.4	2.4	88	87	50-134	2	20	

Results presented on this page are in the units indicated by the "Units" column except where an alternate unit is presented to the right of the result.

REPORT OF LABORATORY ANALYSIS

This report shall not be reproduced, except in full,
without the written consent of Pace Analytical Services, LLC.



QUALITY CONTROL DATA

Project: 216 S. College Ave 24-199

Pace Project No.: 50377912

MATRIX SPIKE & MATRIX SPIKE DUPLICATE: 3663298 3663299											
Parameter	Units	50377912008		3663298		3663299		% Rec	% Rec	% Rec	Max
		Result	MS Spike Conc.	MSD Spike Conc.	MS Result	MSD Result	MS % Rec				
Trichloroethene	mg/kg	<0.021	2.7	2.7	2.5	2.6	90	96	33-155	6	20
Vinyl chloride	mg/kg	<0.059	2.7	2.7	2.5	2.6	92	95	37-161	4	20
Xylene (Total)	mg/kg	<0.12	8.3	8.3	7.4	7.7	90	94	25-142	5	20
4-Bromofluorobenzene (S)	%						115	118	63-132		
Dibromofluoromethane (S)	%						95	94	75-135		
Toluene-d8 (S)	%						117	117	65-148		

Results presented on this page are in the units indicated by the "Units" column except where an alternate unit is presented to the right of the result.

REPORT OF LABORATORY ANALYSIS

This report shall not be reproduced, except in full, without the written consent of Pace Analytical Services, LLC.



QUALITY CONTROL DATA

Project: 216 S. College Ave 24-199

Pace Project No.: 50377912

QC Batch: 800956

Analysis Method: EPA 8260

QC Batch Method: EPA 8260

Analysis Description: 8260 MSV 5035A Volatile Organics

Laboratory: Pace Analytical Services - Indianapolis

Associated Lab Samples: 50377912005

METHOD BLANK: 3664195

Matrix: Solid

Associated Lab Samples: 50377912005

Parameter	Units	Blank Result	Reporting Limit	MDL	Analyzed	Qualifiers
1,1,1,2-Tetrachloroethane	mg/kg	<0.00033	0.0050	0.00033	07/19/24 12:21	
1,1,1-Trichloroethane	mg/kg	<0.00031	0.0050	0.00031	07/19/24 12:21	
1,1,2,2-Tetrachloroethane	mg/kg	<0.00067	0.0050	0.00067	07/19/24 12:21	
1,1,2-Trichloroethane	mg/kg	<0.00069	0.0050	0.00069	07/19/24 12:21	
1,1-Dichloroethane	mg/kg	<0.00022	0.0050	0.00022	07/19/24 12:21	
1,1-Dichloroethene	mg/kg	<0.00037	0.0050	0.00037	07/19/24 12:21	
1,1-Dichloropropene	mg/kg	<0.00024	0.0050	0.00024	07/19/24 12:21	
1,2,3-Trichlorobenzene	mg/kg	<0.00060	0.0050	0.00060	07/19/24 12:21	
1,2,3-Trichloropropane	mg/kg	<0.0017	0.0050	0.0017	07/19/24 12:21	
1,2,4-Trichlorobenzene	mg/kg	<0.00055	0.0050	0.00055	07/19/24 12:21	
1,2,4-Trimethylbenzene	mg/kg	<0.00026	0.0050	0.00026	07/19/24 12:21	
1,2-Dibromoethane (EDB)	mg/kg	<0.00065	0.0050	0.00065	07/19/24 12:21	
1,2-Dichlorobenzene	mg/kg	<0.00032	0.0050	0.00032	07/19/24 12:21	
1,2-Dichloroethane	mg/kg	<0.00025	0.0050	0.00025	07/19/24 12:21	
1,2-Dichloropropane	mg/kg	<0.00046	0.0050	0.00046	07/19/24 12:21	
1,3,5-Trimethylbenzene	mg/kg	<0.00028	0.0050	0.00028	07/19/24 12:21	
1,3-Dichlorobenzene	mg/kg	<0.00032	0.0050	0.00032	07/19/24 12:21	
1,3-Dichloropropane	mg/kg	<0.00029	0.0050	0.00029	07/19/24 12:21	
1,4-Dichlorobenzene	mg/kg	<0.00034	0.0050	0.00034	07/19/24 12:21	
1-Methylnaphthalene	mg/kg	<0.0020	0.010	0.0020	07/19/24 12:21	
2,2-Dichloropropane	mg/kg	<0.0017	0.0050	0.0017	07/19/24 12:21	
2-Butanone (MEK)	mg/kg	<0.0071	0.025	0.0071	07/19/24 12:21	
2-Chlorotoluene	mg/kg	<0.00031	0.0050	0.00031	07/19/24 12:21	
2-Hexanone	mg/kg	<0.0023	0.10	0.0023	07/19/24 12:21	
2-Methylnaphthalene	mg/kg	<0.0020	0.010	0.0020	07/19/24 12:21	
4-Chlorotoluene	mg/kg	<0.00034	0.0050	0.00034	07/19/24 12:21	
4-Methyl-2-pentanone (MIBK)	mg/kg	<0.0017	0.025	0.0017	07/19/24 12:21	
Acetone	mg/kg	<0.014	0.10	0.014	07/19/24 12:21	
Acrolein	mg/kg	<0.019	0.10	0.019	07/19/24 12:21	
Acrylonitrile	mg/kg	<0.0019	0.10	0.0019	07/19/24 12:21	
Benzene	mg/kg	<0.00025	0.0050	0.00025	07/19/24 12:21	
Bromobenzene	mg/kg	<0.00036	0.0050	0.00036	07/19/24 12:21	
Bromochloromethane	mg/kg	<0.00040	0.0050	0.00040	07/19/24 12:21	
Bromodichloromethane	mg/kg	<0.00037	0.0050	0.00037	07/19/24 12:21	
Bromoform	mg/kg	<0.00040	0.0050	0.00040	07/19/24 12:21	
Bromomethane	mg/kg	<0.00048	0.0050	0.00048	07/19/24 12:21	
Carbon disulfide	mg/kg	<0.00066	0.010	0.00066	07/19/24 12:21	
Carbon tetrachloride	mg/kg	<0.00029	0.0050	0.00029	07/19/24 12:21	
Chlorobenzene	mg/kg	<0.00026	0.0050	0.00026	07/19/24 12:21	
Chloroethane	mg/kg	<0.00069	0.0050	0.00069	07/19/24 12:21	

Results presented on this page are in the units indicated by the "Units" column except where an alternate unit is presented to the right of the result.

REPORT OF LABORATORY ANALYSIS

This report shall not be reproduced, except in full,
without the written consent of Pace Analytical Services, LLC.



QUALITY CONTROL DATA

Project: 216 S. College Ave 24-199
 Pace Project No.: 50377912

METHOD BLANK: 3664195 Matrix: Solid
 Associated Lab Samples: 50377912005

Parameter	Units	Blank Result	Reporting Limit	MDL	Analyzed	Qualifiers
Chloroform	mg/kg	<0.0022	0.0050	0.0022	07/19/24 12:21	
Chloromethane	mg/kg	<0.00033	0.0050	0.00033	07/19/24 12:21	
cis-1,2-Dichloroethene	mg/kg	<0.00034	0.0050	0.00034	07/19/24 12:21	
cis-1,3-Dichloropropene	mg/kg	<0.00027	0.0050	0.00027	07/19/24 12:21	
Dibromochloromethane	mg/kg	<0.00039	0.0050	0.00039	07/19/24 12:21	
Dibromomethane	mg/kg	<0.00059	0.0050	0.00059	07/19/24 12:21	
Dichlorodifluoromethane	mg/kg	<0.00033	0.0050	0.00033	07/19/24 12:21	
Ethyl methacrylate	mg/kg	<0.0028	0.10	0.0028	07/19/24 12:21	
Ethylbenzene	mg/kg	<0.00024	0.0050	0.00024	07/19/24 12:21	
Hexachloro-1,3-butadiene	mg/kg	<0.00033	0.0050	0.00033	07/19/24 12:21	
Iodomethane	mg/kg	<0.00047	0.10	0.00047	07/19/24 12:21	
Isopropylbenzene (Cumene)	mg/kg	<0.00031	0.0050	0.00031	07/19/24 12:21	
Methyl-tert-butyl ether	mg/kg	<0.00025	0.0050	0.00025	07/19/24 12:21	
Methylene Chloride	mg/kg	<0.012	0.020	0.012	07/19/24 12:21	
n-Butylbenzene	mg/kg	<0.00035	0.0050	0.00035	07/19/24 12:21	
n-Hexane	mg/kg	<0.00054	0.0050	0.00054	07/19/24 12:21	
n-Propylbenzene	mg/kg	<0.00028	0.0050	0.00028	07/19/24 12:21	
Naphthalene	mg/kg	<0.00088	0.0050	0.00088	07/19/24 12:21	
p-Isopropyltoluene	mg/kg	<0.00030	0.0050	0.00030	07/19/24 12:21	
sec-Butylbenzene	mg/kg	<0.00028	0.0050	0.00028	07/19/24 12:21	
Styrene	mg/kg	<0.00032	0.0050	0.00032	07/19/24 12:21	
tert-Butylbenzene	mg/kg	<0.00026	0.0050	0.00026	07/19/24 12:21	
Tetrachloroethene	mg/kg	<0.00028	0.0050	0.00028	07/19/24 12:21	
Toluene	mg/kg	<0.0013	0.0050	0.0013	07/19/24 12:21	
trans-1,2-Dichloroethene	mg/kg	<0.00051	0.0050	0.00051	07/19/24 12:21	
trans-1,3-Dichloropropene	mg/kg	<0.0010	0.0050	0.0010	07/19/24 12:21	
trans-1,4-Dichloro-2-butene	mg/kg	<0.0022	0.10	0.0022	07/19/24 12:21	
Trichloroethene	mg/kg	<0.00053	0.0050	0.00053	07/19/24 12:21	
Trichlorofluoromethane	mg/kg	<0.00035	0.0050	0.00035	07/19/24 12:21	
Vinyl acetate	mg/kg	<0.0010	0.10	0.0010	07/19/24 12:21	
Vinyl chloride	mg/kg	<0.00025	0.0050	0.00025	07/19/24 12:21	
Xylene (Total)	mg/kg	<0.00066	0.010	0.00066	07/19/24 12:21	
4-Bromofluorobenzene (S)	%	98	63-132		07/19/24 12:21	
Dibromofluoromethane (S)	%	94	75-135		07/19/24 12:21	1d
Toluene-d8 (S)	%	96	65-148		07/19/24 12:21	

LABORATORY CONTROL SAMPLE: 3664196

Parameter	Units	Spike Conc.	LCS Result	LCS % Rec	% Rec Limits	Qualifiers
1,1,1,2-Tetrachloroethane	mg/kg	0.05	0.042	84	70-129	
1,1,1-Trichloroethane	mg/kg	0.05	0.043	86	67-134	
1,1,2,2-Tetrachloroethane	mg/kg	0.05	0.039	78	67-122	
1,1,2-Trichloroethane	mg/kg	0.05	0.040	81	72-127	
1,1-Dichloroethane	mg/kg	0.05	0.041	83	72-121	

Results presented on this page are in the units indicated by the "Units" column except where an alternate unit is presented to the right of the result.

REPORT OF LABORATORY ANALYSIS

This report shall not be reproduced, except in full,
 without the written consent of Pace Analytical Services, LLC.



QUALITY CONTROL DATA

Project: 216 S. College Ave 24-199

Pace Project No.: 50377912

LABORATORY CONTROL SAMPLE: 3664196

Parameter	Units	Spike Conc.	LCS Result	LCS % Rec	% Rec Limits	Qualifiers
1,1-Dichloroethene	mg/kg	0.05	0.047	93	57-140	
1,1-Dichloropropene	mg/kg	0.05	0.047	95	76-133	
1,2,3-Trichlorobenzene	mg/kg	0.05	0.046	93	53-139	
1,2,3-Trichloropropane	mg/kg	0.05	0.041	81	70-124	
1,2,4-Trichlorobenzene	mg/kg	0.05	0.045	90	49-136	
1,2,4-Trimethylbenzene	mg/kg	0.05	0.041	83	60-122	
1,2-Dibromoethane (EDB)	mg/kg	0.05	0.043	86	71-126	
1,2-Dichlorobenzene	mg/kg	0.05	0.041	83	68-120	
1,2-Dichloroethane	mg/kg	0.05	0.040	80	67-129	
1,2-Dichloropropane	mg/kg	0.05	0.041	83	71-123	
1,3,5-Trimethylbenzene	mg/kg	0.05	0.042	84	62-118	
1,3-Dichlorobenzene	mg/kg	0.05	0.043	86	65-121	
1,3-Dichloropropane	mg/kg	0.05	0.041	83	73-127	
1,4-Dichlorobenzene	mg/kg	0.05	0.043	86	66-122	
1-Methylnaphthalene	mg/kg	0.05	0.043	86	52-137	
2,2-Dichloropropane	mg/kg	0.05	0.047	95	63-137	
2-Butanone (MEK)	mg/kg	0.25	0.16	65	59-136	
2-Chlorotoluene	mg/kg	0.05	0.042	83	67-121	
2-Hexanone	mg/kg	0.25	0.18	71	62-127	
2-Methylnaphthalene	mg/kg	0.05	0.040	80	50-141	
4-Chlorotoluene	mg/kg	0.05	0.043	86	66-122	
4-Methyl-2-pentanone (MIBK)	mg/kg	0.25	0.19	76	67-131	
Acetone	mg/kg	0.25	0.15	60	45-127	
Acrolein	mg/kg	1	0.89	89	42-158	
Acrylonitrile	mg/kg	0.25	0.20	82	69-127	
Benzene	mg/kg	0.05	0.044	87	69-125	
Bromobenzene	mg/kg	0.05	0.039	79	69-121	
Bromochloromethane	mg/kg	0.05	0.039	79	70-125	
Bromodichloromethane	mg/kg	0.05	0.042	84	77-130	
Bromoform	mg/kg	0.05	0.038	76	67-128	
Bromomethane	mg/kg	0.05	0.055	111	60-156	
Carbon disulfide	mg/kg	0.05	0.044	88	47-137	
Carbon tetrachloride	mg/kg	0.05	0.043	85	68-132	
Chlorobenzene	mg/kg	0.05	0.041	82	68-122	
Chloroethane	mg/kg	0.05	0.047	94	61-137	
Chloroform	mg/kg	0.05	0.042	84	71-124	
Chloromethane	mg/kg	0.05	0.039	77	56-131	
cis-1,2-Dichloroethene	mg/kg	0.05	0.045	89	70-123	
cis-1,3-Dichloropropene	mg/kg	0.05	0.041	81	72-136	
Dibromochloromethane	mg/kg	0.05	0.040	80	73-130	
Dibromomethane	mg/kg	0.05	0.042	84	74-123	
Dichlorodifluoromethane	mg/kg	0.05	0.029	59	23-127	
Ethyl methacrylate	mg/kg	0.05	0.042J	84	70-131	
Ethylbenzene	mg/kg	0.05	0.043	85	65-124	
Hexachloro-1,3-butadiene	mg/kg	0.05	0.047	93	52-133	
Iodomethane	mg/kg	0.05	0.046J	93	50-137	
Isopropylbenzene (Cumene)	mg/kg	0.05	0.037	75	65-126	

Results presented on this page are in the units indicated by the "Units" column except where an alternate unit is presented to the right of the result.

REPORT OF LABORATORY ANALYSIS

This report shall not be reproduced, except in full,
without the written consent of Pace Analytical Services, LLC.



QUALITY CONTROL DATA

Project: 216 S. College Ave 24-199

Pace Project No.: 50377912

LABORATORY CONTROL SAMPLE: 3664196

Parameter	Units	Spike Conc.	LCS Result	LCS % Rec	% Rec Limits	Qualifiers
Methyl-tert-butyl ether	mg/kg	0.05	0.042	84	69-128	
Methylene Chloride	mg/kg	0.05	0.038	75	61-128	
n-Butylbenzene	mg/kg	0.05	0.044	88	62-127	
n-Hexane	mg/kg	0.05	0.039	79	55-123	
n-Propylbenzene	mg/kg	0.05	0.043	86	67-124	
Naphthalene	mg/kg	0.05	0.044	87	60-133	
p-Isopropyltoluene	mg/kg	0.05	0.044	88	64-124	
sec-Butylbenzene	mg/kg	0.05	0.043	86	68-124	
Styrene	mg/kg	0.05	0.042	83	68-124	
tert-Butylbenzene	mg/kg	0.05	0.043	86	69-122	
Tetrachloroethene	mg/kg	0.05	0.044	88	62-128	
Toluene	mg/kg	0.05	0.040	80	60-122	
trans-1,2-Dichloroethene	mg/kg	0.05	0.043	87	67-124	
trans-1,3-Dichloropropene	mg/kg	0.05	0.042	84	68-136	
trans-1,4-Dichloro-2-butene	mg/kg	0.05	0.039J	78	64-134	
Trichloroethene	mg/kg	0.05	0.042	83	68-128	
Trichlorofluoromethane	mg/kg	0.05	0.046	91	57-146	
Vinyl acetate	mg/kg	0.2	0.18	88	56-181	
Vinyl chloride	mg/kg	0.05	0.044	88	52-142	
Xylene (Total)	mg/kg	0.15	0.12	81	62-122	
4-Bromofluorobenzene (S)	%			97	63-132	
Dibromofluoromethane (S)	%			99	75-135	
Toluene-d8 (S)	%			98	65-148	

Results presented on this page are in the units indicated by the "Units" column except where an alternate unit is presented to the right of the result.

REPORT OF LABORATORY ANALYSIS

This report shall not be reproduced, except in full, without the written consent of Pace Analytical Services, LLC.



QUALITY CONTROL DATA

Project: 216 S. College Ave 24-199

Pace Project No.: 50377912

QC Batch: 800042

Analysis Method: EPA 8270 by SIM 40E

QC Batch Method: EPA 3511

Analysis Description: 8270 Water PAH 40 by SIM MSSV

Laboratory: Pace Analytical Services - Indianapolis

Associated Lab Samples: 50377912024, 50377912025, 50377912026, 50377912027, 50377912028, 50377912029, 50377912036

METHOD BLANK: 3660431

Matrix: Water

Associated Lab Samples: 50377912024, 50377912025, 50377912026, 50377912027, 50377912028, 50377912029, 50377912036

Parameter	Units	Blank Result	Reporting Limit	MDL	Analyzed	Qualifiers
1-Methylnaphthalene	ug/L	<0.087	1.0	0.087	07/15/24 21:44	
2-Methylnaphthalene	ug/L	<0.098	1.0	0.098	07/15/24 21:44	
Acenaphthene	ug/L	<0.094	1.0	0.094	07/15/24 21:44	
Acenaphthylene	ug/L	<0.073	1.0	0.073	07/15/24 21:44	
Anthracene	ug/L	<0.081	0.10	0.081	07/15/24 21:44	
Benzo(a)anthracene	ug/L	<0.065	0.10	0.065	07/15/24 21:44	
Benzo(a)pyrene	ug/L	<0.070	0.10	0.070	07/15/24 21:44	
Benzo(b)fluoranthene	ug/L	<0.065	0.10	0.065	07/15/24 21:44	
Benzo(g,h,i)perylene	ug/L	<0.091	0.10	0.091	07/15/24 21:44	
Benzo(k)fluoranthene	ug/L	<0.068	0.10	0.068	07/15/24 21:44	
Chrysene	ug/L	<0.061	0.50	0.061	07/15/24 21:44	
Dibenz(a,h)anthracene	ug/L	<0.076	0.10	0.076	07/15/24 21:44	
Fluoranthene	ug/L	<0.074	1.0	0.074	07/15/24 21:44	
Fluorene	ug/L	<0.096	1.0	0.096	07/15/24 21:44	
Indeno(1,2,3-cd)pyrene	ug/L	<0.058	0.10	0.058	07/15/24 21:44	
Naphthalene	ug/L	<0.41	1.0	0.41	07/15/24 21:44	
Phenanthrene	ug/L	<0.10	1.0	0.10	07/15/24 21:44	
Pyrene	ug/L	<0.099	1.0	0.099	07/15/24 21:44	
2-Fluorobiphenyl (S)	%	96	43-129		07/15/24 21:44	
p-Terphenyl-d14 (S)	%	129	64-162		07/15/24 21:44	

LABORATORY CONTROL SAMPLE: 3660432

Parameter	Units	Spike Conc.	LCS Result	LCS % Rec	% Rec Limits	Qualifiers
1-Methylnaphthalene	ug/L	25	24.2	97	55-123	
2-Methylnaphthalene	ug/L	25	20.2	81	49-116	
Acenaphthene	ug/L	25	23.1	92	65-121	
Acenaphthylene	ug/L	25	28.1	112	57-131	
Anthracene	ug/L	25	23.6	94	45-133	
Benzo(a)anthracene	ug/L	25	27.1	108	74-147	
Benzo(a)pyrene	ug/L	25	28.4	114	79-132	
Benzo(b)fluoranthene	ug/L	25	27.6	110	80-157	
Benzo(g,h,i)perylene	ug/L	25	26.4	105	70-131	
Benzo(k)fluoranthene	ug/L	25	30.9	124	71-158	
Chrysene	ug/L	25	29.5	118	65-135	
Dibenz(a,h)anthracene	ug/L	25	24.8	99	75-141	
Fluoranthene	ug/L	25	32.5	130	85-139	
Fluorene	ug/L	25	27.4	110	74-129	
Indeno(1,2,3-cd)pyrene	ug/L	25	25.0	100	65-133	

Results presented on this page are in the units indicated by the "Units" column except where an alternate unit is presented to the right of the result.

REPORT OF LABORATORY ANALYSIS

This report shall not be reproduced, except in full,
without the written consent of Pace Analytical Services, LLC.



QUALITY CONTROL DATA

Project: 216 S. College Ave 24-199
 Pace Project No.: 50377912

LABORATORY CONTROL SAMPLE: 3660432

Parameter	Units	Spike Conc.	LCS Result	LCS % Rec	% Rec Limits	Qualifiers
Naphthalene	ug/L	25	22.1	88	60-114	
Phenanthrene	ug/L	25	28.4	114	82-128	
Pyrene	ug/L	25	28.3	113	70-145	
2-Fluorobiphenyl (S)	%			97	43-129	
p-Terphenyl-d14 (S)	%			124	64-162	

MATRIX SPIKE & MATRIX SPIKE DUPLICATE: 3660433 3660434

Parameter	Units	50377915001		3660433		3660434		% Rec	% Rec	% Rec Limits	RPD	Max RPD	Qual
		MS Result	MS Spike Conc.	MS Result	MSD Spike Conc.	MS Result	MSD Result						
1-Methylnaphthalene	ug/L	15.1	25	24.6	33.1	29.6	72	59	35-144	11	20		
2-Methylnaphthalene	ug/L	1.3	25	24.6	20.1	18.9	75	71	38-130	6	20		
Acenaphthene	ug/L	ND	25	24.6	22.7	21.8	90	88	52-131	4	20		
Acenaphthylene	ug/L	ND	25	24.6	27.6	27.1	111	110	57-120	2	20		
Anthracene	ug/L	ND	25	24.6	22.9	22.5	92	91	43-123	2	20		
Benzo(a)anthracene	ug/L	ND	25	24.6	26.6	26.8	107	109	79-132	1	20		
Benzo(a)pyrene	ug/L	ND	25	24.6	27.6	27.5	110	112	75-125	0	20		
Benzo(b)fluoranthene	ug/L	ND	25	24.6	26.7	26.7	107	108	79-149	0	20		
Benzo(g,h,i)perylene	ug/L	ND	25	24.6	25.7	26.0	103	106	48-156	1	20		
Benzo(k)fluoranthene	ug/L	ND	25	24.6	29.9	29.2	120	118	81-150	2	20		
Chrysene	ug/L	ND	25	24.6	28.5	28.6	114	116	78-130	0	20		
Dibenz(a,h)anthracene	ug/L	ND	25	24.6	23.9	24.4	96	99	62-149	2	20		
Fluoranthene	ug/L	ND	25	24.6	32.1	30.6	128	124	74-141	5	20		
Fluorene	ug/L	ND	25	24.6	26.9	25.7	108	104	56-145	5	20		
Indeno(1,2,3-cd)pyrene	ug/L	ND	25	24.6	23.9	24.6	96	100	51-146	3	20		
Naphthalene	ug/L	ND	25	24.6	23.3	22.3	93	91	31-147	4	20		
Phenanthrene	ug/L	ND	25	24.6	28.1	27.5	112	111	77-130	2	20		
Pyrene	ug/L	ND	25	24.6	27.3	27.5	109	111	75-150	1	20		
2-Fluorobiphenyl (S)	%						93	97	43-129				
p-Terphenyl-d14 (S)	%						117	121	64-162				

MATRIX SPIKE & MATRIX SPIKE DUPLICATE: 3660435 3660436

Parameter	Units	50377912027		3660435		3660436		% Rec	% Rec	% Rec Limits	RPD	Max RPD	Qual
		MS Result	MS Spike Conc.	MS Result	MSD Spike Conc.	MS Result	MSD Result						
1-Methylnaphthalene	ug/L	12.5	25.4	27	38.2	37.9	101	94	35-144	1	20		
2-Methylnaphthalene	ug/L	14.1	25.4	27	35.7	35.8	85	80	38-130	0	20		
Acenaphthene	ug/L	0.13J	25.4	27	23.7	25.4	92	94	52-131	7	20		
Acenaphthylene	ug/L	<0.072	25.4	27	28.7	30.6	113	114	57-120	6	20		
Anthracene	ug/L	<0.080	25.4	27	24.8	25.8	97	96	43-123	4	20		
Benzo(a)anthracene	ug/L	<0.064	25.4	27	28.4	29.7	112	110	79-132	4	20		
Benzo(a)pyrene	ug/L	<0.069	25.4	27	28.7	30.0	113	111	75-125	4	20		
Benzo(b)fluoranthene	ug/L	<0.064	25.4	27	28.5	29.6	112	110	79-149	4	20		
Benzo(g,h,i)perylene	ug/L	<0.090	25.4	27	26.5	27.3	104	101	48-156	3	20		

Results presented on this page are in the units indicated by the "Units" column except where an alternate unit is presented to the right of the result.

REPORT OF LABORATORY ANALYSIS

This report shall not be reproduced, except in full,
 without the written consent of Pace Analytical Services, LLC.



QUALITY CONTROL DATA

Project: 216 S. College Ave 24-199

Pace Project No.: 50377912

MATRIX SPIKE & MATRIX SPIKE DUPLICATE: 3660435 3660436												
Parameter	Units	50377912027		MS		MSD		3660436		% Rec Limits	Max RPD	Qual
		Result	Conc.	Spike Conc.	MS Result	MSD Result	MS % Rec	MSD % Rec				
Benzo(k)fluoranthene	ug/L	<0.067	25.4	27	29.5	31.1	116	115	81-150	5	20	
Chrysene	ug/L	<0.060	25.4	27	29.3	30.4	115	113	78-130	4	20	
Dibenz(a,h)anthracene	ug/L	<0.075	25.4	27	28.9	26.6	113	99	62-149	8	20	
Fluoranthene	ug/L	<0.073	25.4	27	31.6	32.5	124	121	74-141	3	20	
Fluorene	ug/L	<0.095	25.4	27	28.4	29.6	111	110	56-145	4	20	
Indeno(1,2,3-cd)pyrene	ug/L	<0.057	25.4	27	25.2	26.2	99	97	51-146	4	20	
Naphthalene	ug/L	2.6	25.4	27	25.7	27.2	91	91	31-147	5	20	
Phenanthrene	ug/L	<0.10	25.4	27	29.0	30.5	114	113	77-130	5	20	
Pyrene	ug/L	<0.098	25.4	27	28.9	30.7	113	114	75-150	6	20	
2-Fluorobiphenyl (S)	%						96	96	43-129			
p-Terphenyl-d14 (S)	%						121	121	64-162			

Results presented on this page are in the units indicated by the "Units" column except where an alternate unit is presented to the right of the result.

REPORT OF LABORATORY ANALYSIS

This report shall not be reproduced, except in full, without the written consent of Pace Analytical Services, LLC.



QUALITY CONTROL DATA

Project: 216 S. College Ave 24-199
 Pace Project No.: 50377912

QC Batch: 800652 Analysis Method: EPA 8270 by SIM
 QC Batch Method: EPA 3546 Analysis Description: 8270 Soil PAH by SIM
 Laboratory: Pace Analytical Services - Indianapolis

Associated Lab Samples: 50377912010, 50377912011, 50377912012

METHOD BLANK: 3662773 Matrix: Solid
 Associated Lab Samples: 50377912010, 50377912011, 50377912012

Parameter	Units	Blank Result	Reporting Limit	MDL	Analyzed	Qualifiers
1-Methylnaphthalene	mg/kg	<0.0020	0.0050	0.0020	07/18/24 21:15	
2-Methylnaphthalene	mg/kg	<0.0047	0.0050	0.0047	07/18/24 21:15	
Acenaphthene	mg/kg	<0.0020	0.0050	0.0020	07/18/24 21:15	
Acenaphthylene	mg/kg	<0.0019	0.0050	0.0019	07/18/24 21:15	
Anthracene	mg/kg	<0.0025	0.0050	0.0025	07/18/24 21:15	
Benzo(a)anthracene	mg/kg	<0.0014	0.0050	0.0014	07/18/24 21:15	
Benzo(a)pyrene	mg/kg	<0.0030	0.0050	0.0030	07/18/24 21:15	
Benzo(b)fluoranthene	mg/kg	<0.0028	0.0050	0.0028	07/18/24 21:15	
Benzo(g,h,i)perylene	mg/kg	<0.0030	0.0050	0.0030	07/18/24 21:15	
Benzo(k)fluoranthene	mg/kg	<0.0023	0.0050	0.0023	07/18/24 21:15	
Chrysene	mg/kg	<0.0034	0.0050	0.0034	07/18/24 21:15	
Dibenz(a,h)anthracene	mg/kg	<0.0025	0.0050	0.0025	07/18/24 21:15	
Fluoranthene	mg/kg	<0.0035	0.0050	0.0035	07/18/24 21:15	
Fluorene	mg/kg	<0.0020	0.0050	0.0020	07/18/24 21:15	
Indeno(1,2,3-cd)pyrene	mg/kg	<0.0025	0.0050	0.0025	07/18/24 21:15	
Naphthalene	mg/kg	<0.0046	0.0050	0.0046	07/18/24 21:15	
Phenanthrene	mg/kg	<0.0036	0.0050	0.0036	07/18/24 21:15	
Pyrene	mg/kg	<0.0034	0.0050	0.0034	07/18/24 21:15	
2-Fluorobiphenyl (S)	%	67	16-93		07/18/24 21:15	
p-Terphenyl-d14 (S)	%	86	19-115		07/18/24 21:15	

LABORATORY CONTROL SAMPLE: 3662774

Parameter	Units	Spike Conc.	LCS Result	LCS % Rec	% Rec Limits	Qualifiers
1-Methylnaphthalene	mg/kg	0.67	0.52	79	49-116	
2-Methylnaphthalene	mg/kg	0.67	0.47	70	48-116	
Acenaphthene	mg/kg	0.67	0.48	73	48-118	
Acenaphthylene	mg/kg	0.67	0.56	85	50-123	
Anthracene	mg/kg	0.67	0.47	71	45-123	
Benzo(a)anthracene	mg/kg	0.67	0.49	73	52-131	
Benzo(a)pyrene	mg/kg	0.67	0.57	85	56-135	
Benzo(b)fluoranthene	mg/kg	0.67	0.54	82	52-139	
Benzo(g,h,i)perylene	mg/kg	0.67	0.48	71	49-132	
Benzo(k)fluoranthene	mg/kg	0.67	0.57	86	55-134	
Chrysene	mg/kg	0.67	0.50	75	52-127	
Dibenz(a,h)anthracene	mg/kg	0.67	0.52	78	51-137	
Fluoranthene	mg/kg	0.67	0.53	79	53-136	
Fluorene	mg/kg	0.67	0.53	80	52-124	
Indeno(1,2,3-cd)pyrene	mg/kg	0.67	0.51	76	49-139	

Results presented on this page are in the units indicated by the "Units" column except where an alternate unit is presented to the right of the result.

REPORT OF LABORATORY ANALYSIS

This report shall not be reproduced, except in full,
 without the written consent of Pace Analytical Services, LLC.



QUALITY CONTROL DATA

Project: 216 S. College Ave 24-199

Pace Project No.: 50377912

LABORATORY CONTROL SAMPLE: 3662774

Parameter	Units	Spike Conc.	LCS Result	LCS % Rec	% Rec Limits	Qualifiers
Naphthalene	mg/kg	0.67	0.50	74	45-110	
Phenanthrene	mg/kg	0.67	0.50	74	52-124	
Pyrene	mg/kg	0.67	0.56	84	53-129	
2-Fluorobiphenyl (S)	%			73	16-93	
p-Terphenyl-d14 (S)	%			87	19-115	

MATRIX SPIKE & MATRIX SPIKE DUPLICATE: 3662775 3662776

Parameter	Units	MS		MSD		MS Result	MSD Result	MS % Rec	MSD % Rec	% Rec Limits	RPD	Max RPD	Qual
		50377911004	Spike Conc.	Spike Conc.	3662776								
1-Methylnaphthalene	mg/kg	4990	0.82	0.82	4.6	4.9	-47	-14	20-133	6	20	M1	
2-Methylnaphthalene	mg/kg	7930	0.82	0.82	6.9	7.5	-129	-58	16-136	8	20	M1	
Acenaphthene	mg/kg	84.1 ug/kg	0.82	0.82	0.59	0.62	61	66	30-119	5	20		
Acenaphthylene	mg/kg	29.9 ug/kg	0.82	0.82	0.62	0.66	73	77	34-117	5	20		
Anthracene	mg/kg	33.2 ug/kg	0.82	0.82	0.54	0.57	62	66	16-129	5	20		
Benzo(a)anthracene	mg/kg	ND	0.82	0.82	0.51	0.55	63	68	20-136	8	20		
Benzo(a)pyrene	mg/kg	ND	0.82	0.82	0.57	0.62	70	76	20-142	8	20		
Benzo(b)fluoranthene	mg/kg	ND	0.82	0.82	0.50	0.54	62	66	17-141	7	20		
Benzo(g,h,i)perylene	mg/kg	ND	0.82	0.82	0.49	0.53	60	65	14-130	8	20		
Benzo(k)fluoranthene	mg/kg	ND	0.82	0.82	0.62	0.68	76	84	19-142	10	20		
Chrysene	mg/kg	ND	0.82	0.82	0.54	0.58	66	71	22-131	6	20		
Dibenz(a,h)anthracene	mg/kg	ND	0.82	0.82	0.52	0.57	64	70	27-124	8	20		
Fluoranthene	mg/kg	37.9 ug/kg	0.82	0.82	0.59	0.62	68	71	12-155	4	20		
Fluorene	mg/kg	132 ug/kg	0.82	0.82	0.66	0.69	65	68	25-135	4	20		
Indeno(1,2,3-cd)pyrene	mg/kg	ND	0.82	0.82	0.51	0.55	63	68	18-133	8	20		
Naphthalene	mg/kg	5120	0.82	0.82	4.9	5.4	-33	28	11-130	10	20	ED, M1	
Phenanthrene	mg/kg	170 ug/kg	0.82	0.82	0.68	0.69	62	64	11-147	3	20		
Pyrene	mg/kg	59.2 ug/kg	0.82	0.82	0.63	0.66	69	75	11-154	6	20		
2-Fluorobiphenyl (S)	%						69	67	16-93				
p-Terphenyl-d14 (S)	%						77	76	19-115				

Results presented on this page are in the units indicated by the "Units" column except where an alternate unit is presented to the right of the result.

REPORT OF LABORATORY ANALYSIS

This report shall not be reproduced, except in full, without the written consent of Pace Analytical Services, LLC.



QUALITY CONTROL DATA

Project: 216 S. College Ave 24-199

Pace Project No.: 50377912

QC Batch: 800666 Analysis Method: EPA 8270 by SIM
 QC Batch Method: EPA 3546 Analysis Description: 8270 Soil PAH by SIM
 Laboratory: Pace Analytical Services - Indianapolis
 Associated Lab Samples: 50377912013, 50377912014, 50377912015, 50377912016, 50377912017, 50377912018, 50377912019,
 50377912020, 50377912021, 50377912022

METHOD BLANK: 3662825 Matrix: Solid
 Associated Lab Samples: 50377912013, 50377912014, 50377912015, 50377912016, 50377912017, 50377912018, 50377912019,
 50377912020, 50377912021, 50377912022

Parameter	Units	Blank Result	Reporting Limit	MDL	Analyzed	Qualifiers
1-Methylnaphthalene	mg/kg	<0.0020	0.0050	0.0020	07/19/24 12:56	
2-Methylnaphthalene	mg/kg	<0.0047	0.0050	0.0047	07/19/24 12:56	
Acenaphthene	mg/kg	<0.0020	0.0050	0.0020	07/19/24 12:56	
Acenaphthylene	mg/kg	<0.0019	0.0050	0.0019	07/19/24 12:56	
Anthracene	mg/kg	<0.0025	0.0050	0.0025	07/19/24 12:56	
Benzo(a)anthracene	mg/kg	<0.0014	0.0050	0.0014	07/19/24 12:56	
Benzo(a)pyrene	mg/kg	<0.0030	0.0050	0.0030	07/19/24 12:56	
Benzo(b)fluoranthene	mg/kg	<0.0028	0.0050	0.0028	07/19/24 12:56	
Benzo(g,h,i)perylene	mg/kg	<0.0030	0.0050	0.0030	07/19/24 12:56	
Benzo(k)fluoranthene	mg/kg	<0.0023	0.0050	0.0023	07/19/24 12:56	
Chrysene	mg/kg	<0.0034	0.0050	0.0034	07/19/24 12:56	
Dibenz(a,h)anthracene	mg/kg	<0.0025	0.0050	0.0025	07/19/24 12:56	
Fluoranthene	mg/kg	<0.0035	0.0050	0.0035	07/19/24 12:56	
Fluorene	mg/kg	<0.0020	0.0050	0.0020	07/19/24 12:56	
Indeno(1,2,3-cd)pyrene	mg/kg	<0.0025	0.0050	0.0025	07/19/24 12:56	
Naphthalene	mg/kg	<0.0046	0.0050	0.0046	07/19/24 12:56	
Phenanthrene	mg/kg	<0.0036	0.0050	0.0036	07/19/24 12:56	
Pyrene	mg/kg	<0.0034	0.0050	0.0034	07/19/24 12:56	
2-Fluorobiphenyl (S)	%	70	16-93		07/19/24 12:56	
p-Terphenyl-d14 (S)	%	79	19-115		07/19/24 12:56	

LABORATORY CONTROL SAMPLE: 3662826

Parameter	Units	Spike Conc.	LCS Result	LCS % Rec	% Rec Limits	Qualifiers
1-Methylnaphthalene	mg/kg	0.67	0.48	71	49-116	
2-Methylnaphthalene	mg/kg	0.67	0.42	63	48-116	
Acenaphthene	mg/kg	0.67	0.46	69	48-118	
Acenaphthylene	mg/kg	0.67	0.53	80	50-123	
Anthracene	mg/kg	0.67	0.45	68	45-123	
Benzo(a)anthracene	mg/kg	0.67	0.48	72	52-131	
Benzo(a)pyrene	mg/kg	0.67	0.55	82	56-135	
Benzo(b)fluoranthene	mg/kg	0.67	0.53	79	52-139	
Benzo(g,h,i)perylene	mg/kg	0.67	0.50	75	49-132	
Benzo(k)fluoranthene	mg/kg	0.67	0.52	78	55-134	
Chrysene	mg/kg	0.67	0.49	73	52-127	
Dibenz(a,h)anthracene	mg/kg	0.67	0.54	81	51-137	
Fluoranthene	mg/kg	0.67	0.50	76	53-136	

Results presented on this page are in the units indicated by the "Units" column except where an alternate unit is presented to the right of the result.

REPORT OF LABORATORY ANALYSIS

This report shall not be reproduced, except in full,
 without the written consent of Pace Analytical Services, LLC.



QUALITY CONTROL DATA

Project: 216 S. College Ave 24-199
 Pace Project No.: 50377912

LABORATORY CONTROL SAMPLE: 3662826

Parameter	Units	Spike Conc.	LCS Result	LCS % Rec	% Rec Limits	Qualifiers
Fluorene	mg/kg	0.67	0.49	73	52-124	
Indeno(1,2,3-cd)pyrene	mg/kg	0.67	0.52	78	49-139	
Naphthalene	mg/kg	0.67	0.48	72	45-110	
Phenanthrene	mg/kg	0.67	0.47	71	52-124	
Pyrene	mg/kg	0.67	0.51	77	53-129	
2-Fluorobiphenyl (S)	%			71	16-93	
p-Terphenyl-d14 (S)	%			76	19-115	

MATRIX SPIKE & MATRIX SPIKE DUPLICATE: 3662827 3662828

Parameter	Units	MS 50377912020		MSD 3662828		MS % Rec	MSD % Rec	% Rec Limits	RPD	Max RPD	Qual
		Result	Spike Conc.	Spike Conc.	Result						
1-Methylnaphthalene	mg/kg	0.038	0.73	0.73	0.44	0.41	55	51	20-133	7	20
2-Methylnaphthalene	mg/kg	0.035	0.73	0.73	0.39	0.37	49	46	16-136	7	20
Acenaphthene	mg/kg	<0.011	0.73	0.73	0.37	0.39	50	53	30-119	6	20
Acenaphthylene	mg/kg	<0.010	0.73	0.73	0.40	0.44	55	60	34-117	10	20
Anthracene	mg/kg	0.037	0.73	0.73	0.36	0.36	45	45	16-129	0	20
Benzo(a)anthracene	mg/kg	0.086	0.73	0.73	0.38	0.41	40	44	20-136	8	20
Benzo(a)pyrene	mg/kg	0.11	0.73	0.73	0.41	0.45	41	47	20-142	9	20
Benzo(b)fluoranthene	mg/kg	0.11	0.73	0.73	0.38	0.43	37	44	17-141	13	20
Benzo(g,h,i)perylene	mg/kg	0.062	0.73	0.73	0.33	0.37	37	42	14-130	11	20
Benzo(k)fluoranthene	mg/kg	0.039	0.73	0.73	0.38	0.42	46	52	19-142	11	20
Chrysene	mg/kg	0.16	0.73	0.73	0.49	0.43	44	36	22-131	13	20
Dibenz(a,h)anthracene	mg/kg	<0.013	0.73	0.73	0.34	0.38	47	52	27-124	9	20
Fluoranthene	mg/kg	0.22	0.73	0.73	0.49	0.49	37	38	12-155	0	20
Fluorene	mg/kg	0.040	0.73	0.73	0.41	0.41	51	50	25-135	2	20
Indeno(1,2,3-cd)pyrene	mg/kg	0.055	0.73	0.73	0.34	0.38	39	45	18-133	12	20
Naphthalene	mg/kg	0.12	0.73	0.73	0.57	0.43	62	43	11-130	28	20 ED,R1
Phenanthrene	mg/kg	0.27	0.73	0.73	0.76	0.48	68	29	11-147	45	20 R1
Pyrene	mg/kg	0.27	0.73	0.73	0.58	0.51	43	34	11-154	13	20
2-Fluorobiphenyl (S)	%						48	50	16-93		
p-Terphenyl-d14 (S)	%						50	53	19-115		

Results presented on this page are in the units indicated by the "Units" column except where an alternate unit is presented to the right of the result.

REPORT OF LABORATORY ANALYSIS

This report shall not be reproduced, except in full,
 without the written consent of Pace Analytical Services, LLC.



QUALITY CONTROL DATA

Project: 216 S. College Ave 24-199

Pace Project No.: 50377912

QC Batch:	801094	Analysis Method:	SM 2540G
QC Batch Method:	SM 2540G	Analysis Description:	Dry Weight/Percent Moisture
		Laboratory:	Pace Analytical Services - Indianapolis

Associated Lab Samples: 50377912001, 50377912002, 50377912003, 50377912004, 50377912005, 50377912006, 50377912007, 50377912008, 50377912009, 50377912010, 50377912011, 50377912012, 50377912013, 50377912014, 50377912015, 50377912016, 50377912017, 50377912018

SAMPLE DUPLICATE: 3664877

Parameter	Units	50377912008 Result	Dup Result	RPD	Max RPD	Qualifiers
Percent Moisture	%	18.9	19.4	3	10	N2

Results presented on this page are in the units indicated by the "Units" column except where an alternate unit is presented to the right of the result.

REPORT OF LABORATORY ANALYSIS

This report shall not be reproduced, except in full, without the written consent of Pace Analytical Services, LLC.



QUALITY CONTROL DATA

Project: 216 S. College Ave 24-199

Pace Project No.: 50377912

QC Batch: 801270

Analysis Method: SM 2540G

QC Batch Method: SM 2540G

Analysis Description: Dry Weight/Percent Moisture

Laboratory: Pace Analytical Services - Indianapolis

Associated Lab Samples: 50377912019, 50377912020, 50377912021, 50377912022

SAMPLE DUPLICATE: 3665401

Parameter	Units	50377904007 Result	Dup Result	RPD	Max RPD	Qualifiers
Percent Moisture	%	19.4	21.0	8	10	N2

SAMPLE DUPLICATE: 3665402

Parameter	Units	50377912020 Result	Dup Result	RPD	Max RPD	Qualifiers
Percent Moisture	%	9.8	11.3	14	10	N2,R1

Results presented on this page are in the units indicated by the "Units" column except where an alternate unit is presented to the right of the result.

REPORT OF LABORATORY ANALYSIS

This report shall not be reproduced, except in full,
without the written consent of Pace Analytical Services, LLC.



QUALIFIERS

Project: 216 S. College Ave 24-199

Pace Project No.: 50377912

DEFINITIONS

DF - Dilution Factor, if reported, represents the factor applied to the reported data due to dilution of the sample aliquot.

ND - Not Detected at or above adjusted reporting limit.

TNTC - Too Numerous To Count

J - Estimated concentration above the adjusted method detection limit and below the adjusted reporting limit.

MDL - Adjusted Method Detection Limit.

PQL - Practical Quantitation Limit.

RL - Reporting Limit - The lowest concentration value that meets project requirements for quantitative data with known precision and bias for a specific analyte in a specific matrix.

S - Surrogate

1,2-Diphenylhydrazine decomposes to and cannot be separated from Azobenzene using Method 8270. The result for each analyte is a combined concentration.

Consistent with EPA guidelines, unrounded data are displayed and have been used to calculate % recovery and RPD values.

LCS(D) - Laboratory Control Sample (Duplicate)

MS(D) - Matrix Spike (Duplicate)

DUP - Sample Duplicate

RPD - Relative Percent Difference

NC - Not Calculable.

SG - Silica Gel - Clean-Up

U - Indicates the compound was analyzed for, but not detected.

N-Nitrosodiphenylamine decomposes and cannot be separated from Diphenylamine using Method 8270. The result reported for each analyte is a combined concentration.

Reported results are not rounded until the final step prior to reporting. Therefore, calculated parameters that are typically reported as "Total" may vary slightly from the sum of the reported component parameters.

Pace Analytical is TNI accredited. Contact your Pace PM for the current list of accredited analytes.

TNI - The NELAC Institute.

ANALYTE QUALIFIERS

1d Neither matrix spike nor matrix precision data could be provided for this analytical batch due to insufficient sample volume.

B Analyte was detected in the associated method blank.

C0 Result confirmed by second analysis.

D3 Sample was diluted due to the presence of high levels of non-target analytes or other matrix interference.

ED Due to the extract's physical characteristics, the analysis was performed at dilution.

H1 Analysis conducted outside the recognized method holding time.

M1 Matrix spike recovery exceeded QC limits. Batch accepted based on laboratory control sample (LCS) recovery.

N2 The lab does not hold NELAC/TNI accreditation for this parameter but other accreditations/certifications may apply. A complete list of accreditations/certifications is available upon request.

R1 RPD value was outside control limits.

pH Post-analysis pH measurement indicates insufficient VOA sample preservation.

REPORT OF LABORATORY ANALYSIS

This report shall not be reproduced, except in full,
without the written consent of Pace Analytical Services, LLC.



METHOD CROSS REFERENCE TABLE

Project: 216 S. College Ave 24-199

Pace Project No.: 50377912

Parameter	Matrix	Analytical Method	Preparation Method
6010 MET ICP	Water	SW-846 6010B	SW-846 3010A
8260 MSV 5035A VOA	Solid	SW-846 8260C	SW-846 5035A
8270 PAH Soil by SIM	Solid	SW-846 8270C	SW-846 3546
8270 PAH by 3511	Water	SW-846 8270C	SW-846 3511

REPORT OF LABORATORY ANALYSIS

This report shall not be reproduced, except in full,
without the written consent of Pace Analytical Services, LLC.



QUALITY CONTROL DATA CROSS REFERENCE TABLE

Project: 216 S. College Ave 24-199

Pace Project No.: 50377912

Lab ID	Sample ID	QC Batch Method	QC Batch	Analytical Method	Analytical Batch
50377912023	SP-3R	EPA 3010	800177	EPA 6010	800985
50377912024	SP-7	EPA 3010	800177	EPA 6010	800985
50377912025	SP-8	EPA 3010	800177	EPA 6010	800985
50377912026	SP-9	EPA 3010	800177	EPA 6010	800985
50377912027	SP-10	EPA 3010	800177	EPA 6010	800985
50377912028	SP-11	EPA 3010	800177	EPA 6010	800985
50377912029	SP-11 DUP	EPA 3010	800177	EPA 6010	800985
50377912030	SP-3R FF	EPA 3010	800177	EPA 6010	800985
50377912031	SP-7 FF	EPA 3010	800177	EPA 6010	800985
50377912032	SP-8 FF	EPA 3010	800177	EPA 6010	800985
50377912033	SP-9 FF	EPA 3010	800177	EPA 6010	800985
50377912034	SP-10 FF	EPA 3010	800177	EPA 6010	800985
50377912035	SP-11 FF	EPA 3010	800177	EPA 6010	800985
50377912036	EB-1	EPA 3010	800177	EPA 6010	800985
50377912024	SP-7	EPA 3511	800042	EPA 8270 by SIM 40E	800140
50377912025	SP-8	EPA 3511	800042	EPA 8270 by SIM 40E	800140
50377912026	SP-9	EPA 3511	800042	EPA 8270 by SIM 40E	800140
50377912027	SP-10	EPA 3511	800042	EPA 8270 by SIM 40E	800140
50377912028	SP-11	EPA 3511	800042	EPA 8270 by SIM 40E	800140
50377912029	SP-11 DUP	EPA 3511	800042	EPA 8270 by SIM 40E	800140
50377912036	EB-1	EPA 3511	800042	EPA 8270 by SIM 40E	800140
50377912010	SP-6 (6-7')	EPA 3546	800652	EPA 8270 by SIM	800942
50377912011	SP-7 (7-9')	EPA 3546	800652	EPA 8270 by SIM	800942
50377912012	SP-7 (10-12')	EPA 3546	800652	EPA 8270 by SIM	800942
50377912013	SP-7 (10-12') DUP	EPA 3546	800666	EPA 8270 by SIM	800862
50377912014	SP-8 (7-10')	EPA 3546	800666	EPA 8270 by SIM	800862
50377912015	SP-8 (10-12')	EPA 3546	800666	EPA 8270 by SIM	800862
50377912016	SP-9 (7-10')	EPA 3546	800666	EPA 8270 by SIM	800862
50377912017	SP-9 (10-12')	EPA 3546	800666	EPA 8270 by SIM	800862
50377912018	SP-10 (0-2')	EPA 3546	800666	EPA 8270 by SIM	800862
50377912019	SP-10 (5-7')	EPA 3546	800666	EPA 8270 by SIM	800862
50377912020	SP-11 (0-2')	EPA 3546	800666	EPA 8270 by SIM	800862
50377912021	SP-11 (5-7')	EPA 3546	800666	EPA 8270 by SIM	800862
50377912022	SP-11 (2-4')	EPA 3546	800666	EPA 8270 by SIM	800862
50377912024	SP-7	EPA 5030/8260	800764		
50377912025	SP-8	EPA 5030/8260	800764		
50377912026	SP-9	EPA 5030/8260	800764		
50377912027	SP-10	EPA 5030/8260	800765		
50377912028	SP-11	EPA 5030/8260	800764		
50377912029	SP-11 DUP	EPA 5030/8260	800764		
50377912036	EB-1	EPA 5030/8260	800765		
50377912038	Trip Blank	EPA 5030/8260	800765		
50377912001	SP-10 11'	EPA 8260	800772		
50377912002	SP-8 6'	EPA 8260	800772		
50377912003	SP-8 12'	EPA 8260	800772		

REPORT OF LABORATORY ANALYSIS

This report shall not be reproduced, except in full,
without the written consent of Pace Analytical Services, LLC.



QUALITY CONTROL DATA CROSS REFERENCE TABLE

Project: 216 S. College Ave 24-199

Pace Project No.: 50377912

Lab ID	Sample ID	QC Batch Method	QC Batch	Analytical Method	Analytical Batch
50377912004	SP-9 10.5'	EPA 8260	800772		
50377912005	SP-6 11'	EPA 8260	800956		
50377912006	SP-7 7'	EPA 8260	800772		
50377912007	SP-7 7' DUP	EPA 8260	800772		
50377912008	SP-11 7'	EPA 8260	800773		
50377912009	SP-3R 10'	EPA 8260	800773		
50377912037	Trip Blank	EPA 8260	800773		
50377912001	SP-10 11'	SM 2540G	801094		
50377912002	SP-8 6'	SM 2540G	801094		
50377912003	SP-8 12'	SM 2540G	801094		
50377912004	SP-9 10.5'	SM 2540G	801094		
50377912005	SP-6 11'	SM 2540G	801094		
50377912006	SP-7 7'	SM 2540G	801094		
50377912007	SP-7 7' DUP	SM 2540G	801094		
50377912008	SP-11 7'	SM 2540G	801094		
50377912009	SP-3R 10'	SM 2540G	801094		
50377912010	SP-6 (6-7')	SM 2540G	801094		
50377912011	SP-7 (7-9')	SM 2540G	801094		
50377912012	SP-7 (10-12')	SM 2540G	801094		
50377912013	SP-7 (10-12') DUP	SM 2540G	801094		
50377912014	SP-8 (7-10')	SM 2540G	801094		
50377912015	SP-8 (10-12')	SM 2540G	801094		
50377912016	SP-9 (7-10')	SM 2540G	801094		
50377912017	SP-9 (10-12')	SM 2540G	801094		
50377912018	SP-10 (0-2')	SM 2540G	801094		
50377912019	SP-10 (5-7')	SM 2540G	801270		
50377912020	SP-11 (0-2')	SM 2540G	801270		
50377912021	SP-11 (5-7')	SM 2540G	801270		
50377912022	SP-11 (2-4')	SM 2540G	801270		

REPORT OF LABORATORY ANALYSIS

This report shall not be reproduced, except in full, without the written consent of Pace Analytical Services, LLC.

CHAIN-OF-CUSTODY Analytical Request Document

Chain-of-Custody is a LEGAL DOCUMENT - Complete all relevant fields

WO# : 50377912



Company Name: BCA Environmental Consultants, LLC
 Street Address: 7202 E. 87th St., Indianapolis, IN 46256

Contact/Report To: Jacob Teuschler
 Phone #: 317-578-4233
 E-Mail: jteuschler@bcaconsultants.com
 Cc E-Mail:

Customer Project #: #24-199
 Project Name: 216 S. College Ave
 Site Collection Info/Facility ID (as applicable):

Invoice To: Accounts Payable
 Invoice E-Mail: ap@bcaconsultants.com
 Purchase Order # (if applicable): City of Bloomington
 Quote #:

Time Zone Collected: [] AK [] PT [] MT [] CT [X] ET
 Data Deliverables: [] Level II [X] Level III [] Level IV [] EQUIS [] Other

County / State origin of sample(s): Indiana
 Regulatory Program (DW, RCRA, etc.) as applicable: Reportable [] Yes [] No
 Rush (Pre-approval required): [] Same Day [] 1 Day [] 2 Day [] 3 Day [] Other
 Date Results Requested: 10 Day TAT
 Field Filtered (if applicable): [] Yes [] No
 Analysis:

* Matrix Codes (Insert in Matrix box below): Drinking Water (DW), Ground Water (GW), Waste Water (WW), Product (P), Soil/Solid (SS), Oil (OL), Wipe (WP), Tissue (TS), Bioassay (B), Vapor (V), Surface Water (SW), Sediment (SED), Sludge (SL), Caulk (CK), Leachate (LL), Biosolid (BS), Other (OT)

Customer Sample ID	Matrix *	Comp / Grab	Composite Start		Collected or Composite End		# Cont.	Res. Chlorine		VOC by 8280	PAH by 8270	Total As & Pb by 6010	Field Filtered As & Pb by 6010 (HOLD)	Proj. Mgr: Regina Bedel	AcctNum / Client ID:	Table #:	Profile / Template: 1198 - 1(FF), 11(SL), 12(WT)	Prelog / Bottle Ord. ID: EZ 3134071	Sample Comment
			Date	Time	Date	Time		Results	Units										
SP-10 11'	S	G	7:40	9:50			4			X									001
SP-8 6'			7:	7:50			4			X									002
SP-8 12'				7:55			4			X									003
SP-8 10.5'				8:15			4			X									Not received
SP-9 16.5'				8:15			4			X									004
SP-6 11'				8:30			4			X									005
SP-7 7'				8:50			4			X									006
SP-7 DUP 10-12' SP-7 7' DUP (MCS 07/26/2024)				8:50			4			X									007
SP-11 7'				9:25			12			X									008
SP-3R 10'				10:15			4			X									009

Additional Instructions from Pace*:
Terra core vials must be frozen at the lab within 48 hours of collection.
 TC frozen 7-11

Collected By: (Printed Name)
 Signature:

Customer Remarks / Special Conditions / Possible Hazards:
 # MS/MSD
 # Coolers: 1 Thermometer ID: H Correction Factor (°C): -1.2 Obs. Temp. (°C): 2.7 Corrected Temp. (°C): 2.725 On Ice: Y

Relinquished by/Company: (Signature) Date/Time: 7/12/24 1415
 Relinquished by/Company: (Signature) Date/Time: 7/12/24 1540
 Relinquished by/Company: (Signature) Date/Time:
 Relinquished by/Company: (Signature) Date/Time:

Received by/Company: (Signature) Date/Time: 7/12/24 1415
 Received by/Company: (Signature) Date/Time: 7/12/24 1540
 Received by/Company: (Signature) Date/Time:
 Received by/Company: (Signature) Date/Time:

Tracking Number:
 Delivered by: [] In-Person [] Courier
 [] FedEx [] UPS [] Other
 Page: 1 of 4



Pace® Location Requested (City/State):
Pace Analytical Indianapolis
7726 Moller Road, Indianapolis, IN 46268

CHAIN-OF-CUSTODY Analytical Request Document

Chain-of-Custody is a LEGAL DOCUMENT - Complete all relevant fields

LAB USE ONLY - Affix Workorder/Login Label Here



Scan QR Code for instructions

Company Name: **BCA Environmental Consultants, LLC**
Street Address: **7202 E. 87th St., Indianapolis, IN 46256**
Customer Project #: **#24-199**
Project Name: **216 S. College Ave**
Site Collection Info/Facility ID (as applicable):

Contact/Report To: **Jacob Teuschler**
Phone #: **317-578-4233**
E-Mail: **jteuschler@bcaconsultants.com**
Cc E-Mail:
Invoice To: **Accounts Payable**
Invoice E-Mail: **ap@bcaconsultants.com**
Purchase Order # (if applicable): **City of Bloomington**
Quote #:

Time Zone Collected: [] AK [] PT [] MT [] CT [x] ET
Data Deliverables: [] Level II [x] Level III [] Level IV [] EQUIS [] Other

County / State origin of sample(s): **Indiana**
Regulatory Program (DW, RCRA, etc.) as applicable: Reportable [] Yes [] No
Rush (Pre-approval required): [] Same Day [] 1 Day [] 2 Day [] 3 Day [] Other _____
Date Results Requested: **10 Day TAT**
Field Filtered (if applicable): [] Yes [] No Analysis:

Specify Container Size **
Identify Container Preservative Type***
Analysis Requested

**Container Size: (1) 1L, (2) 500mL, (3) 250mL, (4) 125mL, (5) 100mL, (6) 40mL vial, (7) EnCore, (8) TerraCore, (9) 90mL, (10) Other
*** Preservative Types: (1) None, (2) HNO3, (3) H2SO4, (4) HCl, (5) NaOH, (6) Zn Acetate, (7) NaHSO4, (8) Sod. Thiosulfate, (9) Ascorbic Acid, (10) MeOH, (11) Other

* Matrix Codes (Insert in Matrix box below): Drinking Water (DW), Ground Water (GW), Waste Water (WW), Product (P), Soil/Solid (SS), Oil (OL), Wipe (WP), Tissue (TS), Bioassay (B), Vapor (V), Surface Water (SW), Sediment (SED), Sludge (SL), Caulk (CK), Leachate (LL), Biosolid (BS), Other (OT)

Customer Sample ID	Matrix *	Comp / Grab	Composite Start		Collected or Composite End		# Cont.	Res. Chlorine		VOC by 8260	PAH by 8270	Total As & Pb by 6010	Field Filtered As & Pb by 6010 (HOLD)									Sample Comment		
			Date	Time	Date	Time		Results	Units															
SP-6 (6-7')	SS	G	7-10	8:25			1			X													010	
SP-7 (7-9')	SS			8:50			1			X														011
SP-7 (10-12')				8:55			1			X														012
SP-7 (10-12') DUP				8:55			1			X														013
SP-8 (7-10')				7:50			1			X														014
SP-8 (10-12')				7:55			1			X														015
SP-9 (7-10')				8:10			1			X														016
SP-9 (10-12')				8:15			1			X														017
SP-10 (0-2')				9:40			1			X														018
SP-10 (5-7')				9:45			1			X														019

Proj. Mgr: **Regina Bedel**
AcctNum / Client ID:
Table #:
Profile / Template: **1198 - 1(FF), 11(SL), 12(WT)**
Prelog / Bottle Ord. ID: **EZ 3134071**

Additional Instructions from Pace®:
Terra core vials must be frozen at the lab within 48 hours of collection.

Collected By: (Printed Name)
Signature:

Customer Remarks / Special Conditions / Possible Hazards:

Coolers: **1** Thermometer ID: **H** Correction Factor (°C): **-0.2** Obs. Temp. (°C): **2.7** Corrected Temp. (°C): **2.5** On Ice: **Y**

Relinquished by/Company: (Signature) *[Signature]* / **BCA**
Date/Time: **7/12/24 1415**
Relinquished by/Company: (Signature) *[Signature]*
Date/Time: **7/12/24 1540**
Relinquished by/Company: (Signature)
Date/Time:
Relinquished by/Company: (Signature)
Date/Time:

Received by/Company: (Signature) *[Signature]*
Date/Time: **7/12/24 1415**
Received by/Company: (Signature) *[Signature]*
Date/Time: **7/12/24 1540**
Received by/Company: (Signature)
Date/Time:
Received by/Company: (Signature)
Date/Time:

Tracking Number:
Delivered by: [] In-Person [] Courier [] FedEx [] UPS [] Other
Page: **2 of 4**

CHAIN-OF-CUSTODY Analytical Request Document

Chain-of-Custody is a LEGAL DOCUMENT - Complete all relevant fields

LAB USE ONLY - Affix Workorder/Login Label Here



Scan QR Code for instructions

Company Name: **BCA Environmental Consultants, LLC**
Street Address: **7202 E. 87th St., Indianapolis, IN 46256**

Contact/Report To: **Jacob Teuschler**
Phone #: **317-578-4233**
E-Mail: **jteuschler@bcaconsultants.com**
Cc E-Mail:

Customer Project #: **#24-199**
Project Name: **216 S. College Ave**

Invoice To: **Accounts Payable**
Invoice E-Mail: **ap@bcaconsultants.com**
Purchase Order # (if applicable): **City of Bloomington**
Quote #:

Site Collection Info/Facility ID (as applicable):
Time Zone Collected: [] AK [] PT [] MT [] CT [X] ET
County / State origin of sample(s): **Indiana**

Data Deliverables:
[] Level II [X] Level III [] Level IV
[] EQUIS
[] Other

Regulatory Program (DW, RCRA, etc.) as applicable: Reportable [] Yes [] No
Rush (Pre-approval required):
[] Same Day [] 1 Day [] 2 Day [] 3 Day [] Other _____
DW PWSID # or WW Permit # as applicable:

Date Results Requested: **10 Day TAT**
Field Filtered (if applicable): [] Yes [] No
Analysis:

* Matrix Codes (Insert in Matrix box below): Drinking Water (DW), Ground Water (GW), Waste Water (WW), Product (P), Soil/Solid (SS), Oil (OL), Wipe (WP), Tissue (TS), Bioassay (B), Vapor (V), Surface Water (SW), Sediment (SED), Sludge (SL), Caulk (CK), Leachate (LL), Biosolid (BS), Other (OT)

Customer Sample ID	Matrix*	Comp / Grab	Composite Start		Collected or Composite End		# Cont.	Res. Chlorine		VOC by 8260	PAH by 8270	Total As & Pb by 6010	Field Filtered As & Pb by 6010 (HOLD)	Proj. Mgr:	AcctNum / Client ID:	Table #:	Profile / Template: 1198-1(FF), 11(SL), 12(WT)	Prelog / Bottle Ord. ID: EZ 3134071	Sample Comment
			Date	Time	Date	Time		Results	Units										
SP-11 (0-2')	MS/MSB	SS	7:10	9:20			3												020
SP-11 (0-2')	MS/MSD			9:20			1												
SP-11 (0-2')	MS/MSD			9:20			1												
SP-11 (5-7')				9:25			1												021
SP-11 (2-4')				9:20			1												022
SP-30	GW			16:30			2				X								023
SP-7				15:35			7				X	X	X						024
SP-8				16:20			7				X	X	X						025
SP-9				15:48			7				X	X	X						026
SP-10	MS/MSD			13:50			21				*	*	*						027

Additional Instructions from Pace*:
Terra core vials must be frozen at the lab within 48 hours of collection.

Collected By: (Printed Name)
Signature:

Customer Remarks / Special Conditions / Possible Hazards:
***MS/MSD (SP-11) (0-2')**, **SP-10**

# Coolers:	Thermometer ID:	Correction Factor (°C):	Obs. Temp. (°C):	Corrected Temp. (°C):	Op Ice:
1	H	-0.2	2.7	2.5	Y

Relinquished by/Company: (Signature) <i>[Signature]</i> / TSCA	Date/Time: 7/12/24 1415	Received by/Company: (Signature) <i>[Signature]</i> / pac	Date/Time: 7/12/24 1415	Tracking Number:
Relinquished by/Company: (Signature) <i>[Signature]</i> / pac	Date/Time: 7/12/24 1540	Received by/Company: (Signature) <i>[Signature]</i>	Date/Time: 7/12/25 1540	Delivered by: [] In-Person [] Courier [] FedEx [] UPS [] Other
Relinquished by/Company: (Signature)	Date/Time:	Received by/Company: (Signature)	Date/Time:	Page: 3 of 4



Pace® Location Requested (City/State):
Pace Analytical Indianapolis
7726 Moller Road, Indianapolis, IN 46268

CHAIN-OF-CUSTODY Analytical Request Document

Chain-of-Custody is a LEGAL DOCUMENT - Complete all relevant fields

LAB USE ONLY - Affix Workorder/Login Label Here



Scan QR Code for instructions

Company Name: BCA Environmental Consultants, LLC
Street Address: 7202 E. 87th St., Indianapolis, IN 46256

Contact/Report To: Jacob Teuschler
Phone #: 317-578-4233
E-Mail: jteuschler@bcaconsultants.com
Cc E-Mail:

Customer Project #: #24-199
Project Name: 216 S. College Ave

Invoice To: Accounts Payable
Invoice E-Mail: ap@bcaconsultants.com

Site Collection Info/Facility ID (as applicable):

Purchase Order # (if applicable): City of Bloomington
Quote #:

Time Zone Collected: [] AK [] PT [] MT [] CT ET

County / State origin of sample(s): Indiana

Data Deliverables:
[] Level II Level III [] Level IV
[] EQUIS
[] Other

Regulatory Program (DW, RCRA, etc.) as applicable: Reportable [] Yes [] No
Rush (Pre-approval required):
[] Same Day [] 1 Day [] 2 Day [] 3 Day [] Other
Date Results Requested: 10 Day TAT
Field Filtered (if applicable): [] Yes [] No
Analysis:

Specify Container Size **
Identify Container Preservative Type***
4 1 2 2
Analysis Requested

**Container Size: (1) 1L, (2) 500mL, (3) 250mL, (4) 125mL, (5) 100mL, (6) 40mL vial, (7) EnCore, (8) TerraCore, (9) 90mL, (10) Other
*** Preservative Types: (1) None, (2) HNO3, (3) H2SO4, (4) HCl, (5) NaOH, (6) Zn Acetate, (7) NaHSO4, (8) Sod. Thiosulfate, (9) Ascorbic Acid, (10) MeOH, (11) Other

* Matrix Codes (Insert in Matrix box below): Drinking Water (DW), Ground Water (GW), Waste Water (WW), Product (P), Soil/Solid (SS), Oil (OL), Wipe (WP), Tissue (TS), Bioassay (B), Vapor (V), Surface Water (SW), Sediment (SED), Sludge (SL), Caulk (CK), Leachate (LL), Biosolid (BS), Other (OT)

Customer Sample ID	Matrix *	Comp / Grab	Composite Start		Collected or Composite End		# Cont.	Res. Chlorine		VOC by 8280	PAH by 8270	Total As & Pb by 6010	Field Filtered As & Pb by 6010	Sample Comment
			Date	Time	Date	Time		Results	Units					
SP-11	GW	G	7:10	14:49			78			X	X	X	X	028
SP-11 DUP	GW	G	7:10	14:49			78			X	X	X	X	029
SP-312	GW	G	7:10	16:30			8			X	X	X	X	
SP-312 FF			7:10	16:30			1					X		030
SP-7 FF				15:35			1					X		031
SP-8-FF				16:20			1					X		032
SP-9-FF				15:48			1					X		033
SP-10-FF				13:56			1					X		034
SP-11 FF				14:48			1					X		035
EB-1							7			X	X	X		036

Additional Instructions from Pace®:
Terra core vials must be frozen at the lab within 48 hours of collection.

Collected By: (Printed Name)
Signature:

Customer Remarks / Special Conditions / Possible Hazards:

Coolers: 1 Thermometer ID: H Correction Factor (°C): -1.2 Obs. Temp. (°C): 2.7 Corrected Temp. (°C): 2.5 On Ice: Y

Relinquished by/Company: (Signature) Date/Time: 7/12/24 1415
Relinquished by/Company: (Signature) Date/Time: 7/12/24 1540
Relinquished by/Company: (Signature)
Relinquished by/Company: (Signature)

Received by/Company: (Signature) Date/Time: 7/12/24 1415
Received by/Company: (Signature) Date/Time: 7/12/24 1540
Received by/Company: (Signature)
Received by/Company: (Signature)

Tracking Number:
Delivered by: [] In-Person [] Courier
[] FedEx [] UPS [] Other
Page: 4 of 4



SAMPLE CONDITION UPON RECEIPT FORM

Date/Time and Initials of person examining contents: 7/12/24 17:32 JG

1. Courier: FED EX UPS CLIENT PACE NOW/JETT OTHER _____

2. Custody Seal on Cooler/Box Present: Yes No
 (If yes)Seals Intact: Yes No (leave blank if no seals were present)

3. Thermometer: **1 2 3 4 5 6 7 8 9 A B C D E F G H I**
 1: 27.25 2: 3: 4:

4. Cooler Temperature(s): 27.25
 (Initial/Corrected) RECORD TEMPS OF ALL COOLERS RECEIVED (use Comments below to add more)

5. Packing Material: Bubble Wrap Bubble Bags
 None Other _____

6. Ice Type: Wet Blue None

7. Was the PM notified of out of temp cooler?: Yes No
 Cooler temp should be above freezing to 6°C

8. EZ Bottle Order? Yes No

If yes but not on COC what is the EZ Bottle Order Number?: _____

All discrepancies will be written out in the comments section below.

	Yes	No		Yes	No	N/A
USDA Regulated Soils? (HI, ID, NY, WA, OR, CA, NM, TX, OK, AR, LA, TN, AL, MS, NC, SC, GA, FL, or Puerto Rico)		<input checked="" type="checkbox"/>	All containers needing acid/base preservation have been pH CHECKED?: Exceptions: VOA, coliform, LLHg, O&G, RAD CHEM, and any container with a septum cap or preserved with HCl.			
Short Hold Time Analysis (48 hours or less)? Analysis:		<input checked="" type="checkbox"/>	Circle: HNO3 (>2) H2SO4 (<2) NaOH (>10) NaOH/ZnAc (>9) Any non-conformance to pH recommendations will be noted on the container count form			
Time 5035A TC placed in Freezer or Short Holds To Lab			Time: _____	<u>Present</u>	<u>Absent</u>	<u>N/A</u>
Rush TAT Requested (4 days or less):		<input checked="" type="checkbox"/>	Residual Chlorine Check (SVOC 625 Pest/PCB 608)			<u> </u>
Custody Signatures Present?	<input checked="" type="checkbox"/>		Residual Chlorine Check (Total/Amenable/Free Cyanide)			<u> </u>
Containers Intact?:	<input checked="" type="checkbox"/>		Headspace Wisconsin Sulfide?			<u> </u>
Sample Label (IDs/Dates/Times) Match COC?: Except TCs, which only require sample ID	<input checked="" type="checkbox"/>		Headspace in VOA Vials (>6mm): See Container Count form for details	<u>Present</u>	<u>Absent</u>	<u>No VOA Vials Sent</u>
Extra labels on Terracore Vials? (soils only)		<input checked="" type="checkbox"/>	Trip Blank Present?			
			Trip Blank Custody Seals?:			

COMMENTS: Rcv'd terracore trip blanks that were expired (custody seal date 4/14/22) JG 7/12/24. Rcv'd trip blanks not on COC JG 7/12/24

Sample labeled SP-8 10.5' is SP-9 10.5' per Rod Manny. 7/16/24 RRB

Client sample ID updated from "SP-7 DUP 10-12" to "SP-7 7' DUP" per client email on 07/26/2024. (MCS 07/26/2024)

Sample Container Count

** Place a PINK dot on containers that are out of conformance **

COC Line Item	WG FU	WG KU	BG 1U	MeOH (only)	DG9H	VG9H	VOA VIAL HS (>6mm)	VG9U	VG9T	AMBER GLASS						PLASTIC						OTHER			Matrix	Nitric	Sulfuric	Sodium Hydroxide	Sodium Hydroxide/ZnAc						
				SBS						Red	Yellow	Green	Black	HNO3 <2	H2SO4 <2	NaOH >10	NaOH/Zn Ac >9																		
1				3				1																						SL					
2				↓				↓																											
3				↓				↓																											
4				↓				↓																											
5																																			
6				3				1																										SL	
7				↓				↓																											
8				↓				↓																											
9				9				3																											
10				3				1																											
11																																			
12																																			

Container Codes

Glass				Plastic			
DG9H	40mL HCl amber vial	BG1T	1L Na Thiosulfate clear glass	BP1B	1L NaOH plastic	NT2U	Non Teflon 250mL unpreserved plastic
DG9P	40mL TSP amber vial	BG1U	1L unpreserved glass	BP1N	1L HNO3 plastic	BP4U	125mL unpreserved plastic
DG9S	40mL H2SO4 amber vial	CG3H	250mL HCl Clear Glass	BP1S	1L H2SO4 plastic	BP4N	125mL HNO3 plastic
DG9T	40mL Na Thio amber vial	CG3U	250mL Unpres Clear Glass	BP1U	1L unpreserved plastic	BP4S	125mL H2SO4 plastic
DG9U	40mL unpreserved amber vial	AG0U	100mL unpres amber glass	BP1Z	1L NaOH, Zn, Ac	Miscellaneous	
VG9H	40mL HCl clear vial	AG1H	1L HCl amber glass	BP2N	500mL HNO3 plastic		
VG9T	40mL Na Thio. clear vial	AG1S	1L H2SO4 amber glass	BP2C	500mL NaOH plastic	Syringe Kit	LL Cr+6 sampling kit
VG9U	40mL unpreserved clear vial	AG1T	1L Na Thiosulfate amber glass	BP2S	500mL H2SO4 plastic	ZPLC	Ziploc Bag
I	40mL w/hexane wipe vial	AG1U	1liter unpres amber glass	BP2U	500mL unpreserved plastic	R	Terracore Kit
WGKU	8oz unpreserved clear jar	AG2N	500mL HNO3 amber glass	BP2Z	500mL NaOH, Zn Ac	SP5T	120mL Coliform Sodium Thiosulfate
WG FU	4oz clear soil jar	AG2S	500mL H2SO4 amber glass	BP3B	250mL NaOH plastic	GN	General Container
JGFU	4oz unpreserved amber wide	AG2U	500mL unpres amber glass	BP3N	250mL HNO3 plastic	U	Summa Can (air sample)
CG3H	250mL clear glass HCl	AG3S	250mL H2SO4 amber glass	BP3F	250mL HNO3 plastic-field filtered	WT	Water
CG3F	250mL clear glass HCl, Field Filter	AG3SF	250mL H2SO4 amb glass -field filtered	BP3U	250mL unpreserved plastic	SL	Solid
BG1H	1L HCl clear glass	AG3U	250mL unpres amber glass	BP3S	250mL H2SO4 plastic	OL:	Oil
BG1S	1L H2SO4 clear glass	AG3B	250mL NaOH amber glass	BP3Z	250mL NaOH, ZnAc plastic	NAL	Non-aqueous liquid
						WP	Wipe

Sample Container Count

** Place a PINK dot on containers that are out of conformance **

COC Line Item	WGKU	BG1U	R	MeOH (only)	SBS	DI	AMBER GLASS							PLASTIC							OTHER			Matrix	Nitric	Sulfuric	Sodium Hydroxide	Sodium Hydroxide/ZnAc									
							DG9H	VG9H	VOA VIAL HS (>6mm)	VG9U	DG9U	VG9T	AG0U	AG1H	AG1U	AG3U	AG3S	AG3SF	AG3B	BP1U	BP1N	BP2U	BP3U						BP3N	BP3F	BP3S	BP3B	BP3Z	CG3H	CG3F	Syringe Kit	Red
1	1																																SL	HNO3 <2	H2SO4 <2	NaOH >10	NaOH/Zn Ac >9
2																																					
3																																					
4																																					
5																																					
6																																					
7																																					
8																																					
9																																					
10																																					
11																																					
12																																					

Container Codes

Glass				Plastic			
DG9H	40mL HCl amber voa vial	BG1T	1L Na Thiosulfate clear glass	BP1B	1L NaOH plastic	NT2U	Non Teflon 250mL unpreserved plastic
DG9P	40mL TSP amber vial	BG1U	1L unpreserved glass	BP1N	1L HNO3 plastic	BP4U	125mL unpreserved plastic
DG9S	40mL H2SO4 amber vial	CG3H	250mL HCl Clear Glass	BP1S	1L H2SO4 plastic	BP4N	125mL HNO3 plastic
DG9T	40mL Na Thio amber vial	CG3U	250mL Unpres Clear Glass	BP1U	1L unpreserved plastic	BP4S	125mL H2SO4 plastic
DG9U	40mL unpreserved amber vial	AG0U	100mL unpres amber glass	BP1Z	1L NaOH, Zn, Ac	Miscellaneous	
VG9H	40mL HCl clear vial	AG1H	1L HCl amber glass	BP2N	500mL HNO3 plastic		
VG9T	40mL Na Thio. clear vial	AG1S	1L H2SO4 amber glass	BP2C	500mL NaOH plastic	Syringe Kit	LL Cr+6 sampling kit
VG9U	40mL unpreserved clear vial	AG1T	1L Na Thiosulfate amber glass	BP2S	500mL H2SO4 plastic	ZPLC	Ziploc Bag
I	40mL w/hexane wipe vial	AG1U	1liter unpres amber glass	BP2U	500mL unpreserved plastic	R	Terracore Kit
WGKU	8oz unpreserved clear jar	AG2N	500mL HNO3 amber glass	BP2Z	500mL NaOH, Zn Ac	SP5T	120mL Coliform Sodium Thiosulfate
WGFU	4oz clear soil jar	AG2S	500mL H2SO4 amber glass	BP3B	250mL NaOH plastic	GN	General Container
JGFU	4oz unpreserved amber wide	AG2U	500mL unpres amber glass	BP3N	250mL HNO3 plastic	U	Summa Can (air sample)
CG3H	250mL clear glass HCl	AG3S	250mL H2SO4 amber glass	BP3F	250mL HNO3 plastic-field filtered	WT	Water
CG3F	250mL clear glass HCl, Field Filter	AG3SF	250mL H2SO4 amb glass -field filtered	BP3U	250mL unpreserved plastic	SL	Solid
BG1H	1L HCl clear glass	AG3U	250mL unpres amber glass	BP3S	250mL H2SO4 plastic	OL	Oil
BG1S	1L H2SO4 clear glass	AG3B	250mL NaOH amber glass	BP3Z	250mL NaOH, ZnAc plastic	NAL	Non-aqueous liquid
						WP	Wipe

Sample Container Count

** Place a PINK dot on containers that are out of conformance **

COC Line Item	WG FU	WG KU	BG 1U	MeOH (only) SBS DI R	AMBER GLASS								PLASTIC								OTHER				Matrix	HNO3 <2	H2SO4 <2	NaOH >10	Sodium Hydroxide/ZnAc	Sodium Hydroxide/ZnAc												
					DG9H	VOA VIAL HS (>6mm)	VG9U	DG9U	VG9T	AG0U	AG1H	AG1U	AG3U	AG3S	AG3SF	AG3B	BP1U	BP1N	BP2U	BP3U	BP3N	BP3F	BP3S	BP3B							BP3Z	CG3H	CG3F	Syringe Kit	Red	Yellow	Green	Black				
1	3																																			SL						
2																																										
3																																										
4	1																																					SL				
5	1																																									
6																																										
7																																										
8																																										
9																																										
10																																										
11																																										
12																																										

Container Codes

Glass				Plastic			
DG9H	40mL HCl amber voa vial	BG1T	1L Na Thiosulfate clear glass	BP1B	1L NaOH plastic	NT2U	Non Teflon 250mL unpreserved plastic
DG9P	40mL TSP amber vial	BG1U	1L unpreserved glass	BP1N	1L HNO3 plastic	BP4U	125mL unpreserved plastic
DG9S	40mL H2SO4 amber vial	CG3H	250mL HCl Clear Glass	BP1S	1L H2SO4 plastic	BP4N	125mL HNO3 plastic
DG9T	40mL Na Thio amber vial	CG3U	250mL Unpres Clear Glass	BP1U	1L unpreserved plastic	BP4S	125mL H2SO4 plastic
DG9U	40mL unpreserved amber vial	AG0U	100mL unpres amber glass	BP1Z	1L NaOH, Zn, Ac	Miscellaneous	
VG9H	40mL HCl clear vial	AG1H	1L HCl amber glass	BP2N	500mL HNO3 plastic		
VG9T	40mL Na Thio. clear vial	AG1S	1L H2SO4 amber glass	BP2C	500mL NaOH plastic	Syringe Kit	LL Cr+6 sampling kit
VG9U	40mL unpreserved clear vial	AG1T	1L Na Thiosulfate amber glass	BP2S	500mL H2SO4 plastic	ZPLC	Ziploc Bag
I	40mL w/hexane wipe vial	AG1U	1liter unpres amber glass	BP2U	500mL unpreserved plastic	R	Terracore Kit
WGKU	8oz unpreserved clear jar	AG2N	500mL HNO3 amber glass	BP2Z	500mL NaOH, Zn Ac	SP5T	120mL Coliform Sodium Thiosulfate
WGFU	4oz clear soil jar	AG2S	500mL H2SO4 amber glass	BP3B	250mL NaOH plastic	GN	General Container
JGFU	4oz unpreserved amber wide	AG2U	500mL unpres amber glass	BP3N	250mL HNO3 plastic	U	Summa Can (air sample)
CG3H	250mL clear glass HCl	AG3S	250mL H2SO4 amber glass	BP3F	250mL HNO3 plastic-field filtered	WT	Water
CG3F	250mL clear glass HCl, Field Filter	AG3SF	250mL H2SO4 amb glass -field filtered	BP3U	250mL unpreserved plastic	SL	Solid
BG1H	1L HCl clear glass	AG3U	250mL unpres amber glass	BP3S	250mL H2SO4 plastic	OL:	Oil
BG1S	1L H2SO4 clear glass	AG3B	250mL NaOH amber glass	BP3Z	250mL NaOH, ZnAc plastic	NAL	Non-aqueous liquid
						WP	Wipe

Sample Container Count

** Place a PINK dot on containers that are out of conformance **

COC Line Item	WGFU	WGKU	BG1U	MeOH (only)		AMBER GLASS										PLASTIC							OTHER				Matrix							
				SBS	DI	DG9H	VOA VIAL HS (>6mm)	VG9U	VG9T	AG0U	AG1H	AG1U	AG3U	AG3S	AG3SF	AG3B	BP1U	BP1N	BP2U	BP3U	BP3N	BP3F	BP3S	BP3B	BP3Z	CG3H	CG3F	Syringe Kit	HNO3 <2	H2SO4 <2	NaOH >10	NaOH/Zn Ac >9		
																																	Red	Yellow
1					3		3												1															WT
2					↓		↓												↓															↓
3																																		
4																					1													WT
5																																		
6																																		
7																																		
8																																		
9																																		
10					3		3																											
11				3	7/10/24 8:00		3																											SL
12				3	7/10/24 8:00		3																											WT

Container Codes

Glass				Plastic			
DG9H	40mL HCl amber voa vial	BG1T	1L Na Thiosulfate clear glass	BP1B	1L NaOH plastic	NT2U	Non Teflon 250mL unpreserved plastic
DG9P	40mL TSP amber vial	BG1U	1L unpreserved glass	BP1N	1L HNO3 plastic	BP4U	125mL unpreserved plastic
DG9S	40mL H2SO4 amber vial	CG3H	250mL HCl Clear Glass	BP1S	1L H2SO4 plastic	BP4N	125mL HNO3 plastic
DG9T	40mL Na Thio amber vial	CG3U	250mL Unpres Clear Glass	BP1U	1L unpreserved plastic	BP4S	125mL H2SO4 plastic
DG9U	40mL unpreserved amber vial	AG0U	100mL unpres amber glass	BP1Z	1L NaOH, Zn, Ac	Miscellaneous	
VG9H	40mL HCl clear vial	AG1H	1L HCl amber glass	BP2N	500mL HNO3 plastic		
VG9T	40mL Na Thio. clear vial	AG1S	1L H2SO4 amber glass	BP2C	500mL NaOH plastic		
VG9U	40mL unpreserved clear vial	AG1T	1L Na Thiosulfate amber glass	BP2S	500mL H2SO4 plastic	Syringe Kit	LL Cr+6 sampling kit
I	40mL w/hexane wipe vial	AG1U	1liter unpres amber glass	BP2U	500mL unpreserved plastic	ZPLC	Ziploc Bag
WGKU	8oz unpreserved clear jar	AG2N	500mL HNO3 amber glass	BP2Z	500mL NaOH, Zn Ac	R	Terracore Kit
WGFU	4oz clear soil jar	AG2S	500mL H2SO4 amber glass	BP3B	250mL NaOH plastic	SP5T	120mL Coliform Sodium Thiosulfate
JGFU	4oz unpreserved amber wide	AG2U	500mL unpres amber glass	BP3N	250mL HNO3 plastic	GN	General Container
CG3H	250mL clear glass HCl	AG3S	250mL H2SO4 amber glass	BP3F	250mL HNO3 plastic-field filtered	U	Summa Can (air sample)
CG3F	250mL clear glass HCl, Field Filter	AG3SF	250mL H2SO4 amb glass -field filtered	BP3U	250mL unpreserved plastic	WT	Water
BG1H	1L HCl clear glass	AG3U	250mL unpres amber glass	BP3S	250mL H2SO4 plastic	SL	Solid
BG1S	1L H2SO4 clear glass	AG3B	250mL NaOH amber glass	BP3Z	250mL NaOH, ZnAc plastic	OL:	Oil
						NAL	Non-aqueous liquid
						WP	Wipe

MSV - FORM II VOA-1
SOLID VOLATILE SURROGATE RECOVERY

Lab Name: Pace Analytical - Indiana SDG No.: 50377912 Contract: 216 S. College Ave 24-199

Instrument ID: 50MV3A

LAB SAMPLE ID	SAMPLE NAME	BFB	DIBF	TOL8
3664195	3664195BLANK	98	94	96
3664196	3664196LCS	97	99	98
50377912005	SP-6 11'	107	95	102

QC LIMITS

(63-132)

(75-135)

(65-148)

(BFB) = 4-Bromofluorobenzene (S)

(DIBF) = Dibromofluoromethane (S)

(TOL8) = Toluene-d8 (S)

* Values outside of QC Limits

MSV - FORM II VOA-2
WATER VOLATILE SURROGATE RECOVERY

Lab Name: Pace Analytical - Indiana SDG No.: 50377912 Contract: 216 S. College Ave 24-199

Instrument ID: 50MV3A

LAB SAMPLE ID	SAMPLE NAME	BFB	DIBF	TOL8
3663270	3663270BLANK	97	94	97
3663271	3663271LCS	97	99	99
50377912024	SP-7	105	99	109
50377912025	SP-8	101	98	103
50377912026	SP-9	101	96	99
50377912028	SP-11	105	99	100
50377912029	SP-11 DUP	103	97	102

QC LIMITS

(79-124)

(82-128)

(73-122)

(BFB) = 4-Bromofluorobenzene (S)

(DIBF) = Dibromofluoromethane (S)

(TOL8) = Toluene-d8 (S)

* Values outside of QC Limits

MSV - FORM II VOA-3
WATER VOLATILE SURROGATE RECOVERY

Lab Name: Pace Analytical - Indiana SDG No.: 50377912 Contract: 216 S. College Ave 24-199

Instrument ID: 50MV3A

LAB SAMPLE ID	SAMPLE NAME	BFB	DIBF	TOL8
3663274	3663274BLANK	101	95	102
3663275	3663275LCS	95	101	102
3663278	3663278MS	101	96	103
3663279	3663279MSD	103	95	102
50377912027	SP-10	100	96	101
50377912036	EB-1	99	94	100
50377912038	Trip Blank	101	92	100

QC LIMITS

(79-124)

(82-128)

(73-122)

(BFB) = 4-Bromofluorobenzene (S)

(DIBF) = Dibromofluoromethane (S)

(TOL8) = Toluene-d8 (S)

* Values outside of QC Limits

MSV - FORM II VOA-1
SOLID VOLATILE SURROGATE RECOVERY

Lab Name: Pace Analytical - Indiana SDG No.: 50377912 Contract: 216 S. College Ave 24-199

Instrument ID: 50MV3B

LAB SAMPLE ID	SAMPLE NAME	BFB	DIBF	TOL8
3663292	3663292BLANK	103	99	99
3663293	3663293LCS	97	94	102
50377912001	SP-10 11'	104	90	128
50377912002	SP-8 6'	103	90	113
50377912003	SP-8 12'	98	89	104
50377912004	SP-9 10.5'	106	93	121
50377912006	SP-7 7'	107	91	122
50377912007	SP-7 7' DUP	122	92	140

(BFB) = 4-Bromofluorobenzene (S)
(DIBF) = Dibromofluoromethane (S)
(TOL8) = Toluene-d8 (S)

* Values outside of QC Limits

QC LIMITS

(63-132)

(75-135)

(65-148)

MSV - FORM II VOA-2
SOLID VOLATILE SURROGATE RECOVERY

Lab Name: Pace Analytical - Indiana SDG No.: 50377912 Contract: 216 S. College Ave 24-199

Instrument ID: 50MV3B

LAB SAMPLE ID	SAMPLE NAME	BFB	DIBF	TOL8
3663296	3663296BLANK	100	97	99
3663297	3663297LCS	99	96	101
3663298	3663298MS	115	95	117
3663299	3663299MSD	118	94	117
50377912008	SP-11 7'	116	87	118
50377912009	SP-3R 10'	100	97	102
50377912037	Trip Blank	100	98	99

QC LIMITS

(63-132)

(75-135)

(65-148)

(BFB) = 4-Bromofluorobenzene (S)

(DIBF) = Dibromofluoromethane (S)

(TOL8) = Toluene-d8 (S)

* Values outside of QC Limits

MSV - FORM III VOA-1
SOLID LABORATORY CONTROL SAMPLE RECOVERY

Lab Name: Pace Analytical - Indiana
Date Extracted: 07/18/2024
Instrument: 50MV3B
Lab File ID: B071824.B\B02LCS.D

Lab Sample ID: 3663293LCS
Date Analyzed (1): 07/18/2024
LCS Standard: 386761
SDG No.: 50377912

COMPOUND	AMOUNT ADDED (mg/kg)	LCS CONCENTRATION (mg/kg)	LCS %REC	QC LIMITS REC.
Acetone	0.25	0.19	75	45-127
Acrolein	1.0	0.79	79	42-158
Acrylonitrile	0.25	0.21	85	69-127
Benzene	0.050	0.045	90	69-125
Bromobenzene	0.050	0.045	91	69-121
Bromochloromethane	0.050	0.040	81	70-125
Bromodichloromethane	0.050	0.046	93	77-130
Bromoform	0.050	0.045	90	67-128
Bromomethane	0.050	0.059	118	60-156
2-Butanone (MEK)	0.25	0.22	87	59-136
n-Butylbenzene	0.050	0.052	103	62-127
sec-Butylbenzene	0.050	0.050	100	68-124
tert-Butylbenzene	0.050	0.050	101	69-122
Carbon disulfide	0.050	0.045	91	47-137
Carbon tetrachloride	0.050	0.047	94	68-132
Chlorobenzene	0.050	0.047	94	68-122
Chloroethane	0.050	0.046	92	61-137
Chloroform	0.050	0.046	91	71-124
Chloromethane	0.050	0.038	77	56-131
2-Chlorotoluene	0.050	0.047	94	67-121
4-Chlorotoluene	0.050	0.051	101	66-122
Dibromochloromethane	0.050	0.045	91	73-130
1,2-Dibromoethane (EDB)	0.050	0.049	98	71-126
Dibromomethane	0.050	0.043	86	74-123
1,2-Dichlorobenzene	0.050	0.048	96	68-120
1,3-Dichlorobenzene	0.050	0.048	97	65-121
1,4-Dichlorobenzene	0.050	0.049	97	66-122
trans-1,4-Dichloro-2-butene	0.050	0.044J	88	64-134
Dichlorodifluoromethane	0.050	0.032	63	23-127
1,1-Dichloroethane	0.050	0.044	87	72-121
1,2-Dichloroethane	0.050	0.043	86	67-129
1,1-Dichloroethene	0.050	0.047	93	57-140
cis-1,2-Dichloroethene	0.050	0.045	91	70-123
trans-1,2-Dichloroethene	0.050	0.046	92	67-124
1,2-Dichloropropane	0.050	0.044	87	71-123
1,3-Dichloropropane	0.050	0.044	88	73-127
2,2-Dichloropropane	0.050	0.050	101	63-137
1,1-Dichloropropene	0.050	0.051	102	76-133
cis-1,3-Dichloropropene	0.050	0.049	97	72-136
trans-1,3-Dichloropropene	0.050	0.049	98	68-136
Ethylbenzene	0.050	0.049	98	65-124
Ethyl methacrylate	0.050	0.048J	95	70-131
Hexachloro-1,3-butadiene	0.050	0.051	102	52-133
n-Hexane	0.050	0.041	82	55-123
2-Hexanone	0.25	0.20	81	62-127
Iodomethane	0.050	0.049J	98	50-137
Isopropylbenzene (Cumene)	0.050	0.043	87	65-126

MSV - FORM III VOA-2
SOLID LABORATORY CONTROL SAMPLE RECOVERY

Lab Name: Pace Analytical - Indiana
 Date Extracted: 07/18/2024
 Instrument: 50MV3B
 Lab File ID: B071824.B\B02LCS.D

Lab Sample ID: 3663293LCS
 Date Analyzed (1): 07/18/2024
 LCS Standard: 386761
 SDG No.: 50377912

COMPOUND	AMOUNT ADDED (mg/kg)	LCS CONCENTRATION (mg/kg)	LCS %REC	QC LIMITS REC.
p-Isopropyltoluene	0.050	0.050	101	64-124
Methylene Chloride	0.050	0.044	87	61-128
1-Methylnaphthalene	0.050	0.056	113	52-137
2-Methylnaphthalene	0.050	0.052	105	50-141
4-Methyl-2-pentanone (MIBK)	0.25	0.21	85	67-131
Methyl-tert-butyl ether	0.050	0.046	92	69-128
Naphthalene	0.050	0.048	95	60-133
n-Propylbenzene	0.050	0.049	98	67-124
Styrene	0.050	0.046	93	68-124
1,1,1,2-Tetrachloroethane	0.050	0.047	94	70-129
1,1,2,2-Tetrachloroethane	0.050	0.042	84	67-122
Tetrachloroethene	0.050	0.051	102	62-128
Toluene	0.050	0.045	90	60-122
1,2,3-Trichlorobenzene	0.050	0.051	102	53-139
1,2,4-Trichlorobenzene	0.050	0.055	110	49-136
1,1,1-Trichloroethane	0.050	0.047	95	67-134
1,1,2-Trichloroethane	0.050	0.046	92	72-127
Trichloroethene	0.050	0.047	94	68-128
Trichlorofluoromethane	0.050	0.042	84	57-146
1,2,3-Trichloropropane	0.050	0.045	90	70-124
1,2,4-Trimethylbenzene	0.050	0.048	96	60-122
1,3,5-Trimethylbenzene	0.050	0.049	99	62-118
Vinyl acetate	0.20	0.20	100	56-181
Vinyl chloride	0.050	0.045	90	52-142
Xylene (Total)	0.15	0.15	97	62-122

Spike Recovery: 0 out of 72 outside limits.

MSV - FORM III VOA-1
WATER LABORATORY CONTROL SAMPLE RECOVERY

Lab Name: Pace Analytical - Indiana
 Date Extracted: 07/18/2024
 Instrument: 50MV3A
 Lab File ID: A071824.B\A02LCS.D

Lab Sample ID: 3663271LCS
 Date Analyzed (1): 07/18/2024
 LCS Standard: 386761
 SDG No.: 50377912

COMPOUND	AMOUNT ADDED (ug/L)	LCS CONCENTRATION (ug/L)	LCS %REC	QC LIMITS REC.
Benzene	50.0	43.0	86	76-122
Chlorobenzene	50.0	41.0	82	76-118
Chloroform	50.0	43.4	87	78-121
1,2-Dibromoethane (EDB)	50.0	41.3	83	80-120
1,2-Dichloroethane	50.0	42.2	84	72-123
1,1-Dichloroethene	50.0	44.2	88	71-130
cis-1,2-Dichloroethene	50.0	43.8	88	77-123
trans-1,2-Dichloroethene	50.0	44.2	88	75-122
1,2-Dichloropropane	50.0	42.1	84	76-125
Ethylbenzene	50.0	44.6	89	76-120
n-Hexane	50.0	40.6	81	51-126
Isopropylbenzene (Cumene)	50.0	39.0	78	71-124
Methyl-tert-butyl ether	50.0	41.9	84	71-121
Naphthalene	50.0	42.2	84	62-143
1,1,2,2-Tetrachloroethane	50.0	37.7	75	70-126
Tetrachloroethene	50.0	45.2	90	71-122
Toluene	50.0	40.6	81	74-118
1,1,1-Trichloroethane	50.0	45.5	91	71-126
Trichloroethene	50.0	42.3	85	74-125
1,2,4-Trimethylbenzene	50.0	43.0	86	69-120
Vinyl chloride	50.0	42.0	84	55-139
Xylene (Total)	150	120	80	73-119

Spike Recovery: 0 out of 22 outside limits.

MSV - FORM III VOA-1
WATER LABORATORY CONTROL SAMPLE RECOVERY

Lab Name: Pace Analytical - Indiana
 Date Extracted: 07/18/2024
 Instrument: 50MV3A
 Lab File ID: A071824.B\C01CCVLCSWXXX.D

Lab Sample ID: 3663275LCS
 Date Analyzed (1): 07/18/2024
 LCS Standard: 385713
 SDG No.: 50377912

COMPOUND	AMOUNT ADDED (ug/L)	LCS CONCENTRATION (ug/L)	LCS %REC	QC LIMITS REC.
Benzene	50.0	46.9	94	76-122
Chlorobenzene	50.0	44.1	88	76-118
Chloroform	50.0	45.2	90	78-121
1,2-Dibromoethane (EDB)	50.0	46.3	93	80-120
1,2-Dichloroethane	50.0	45.6	91	72-123
1,1-Dichloroethene	50.0	50.7	101	71-130
cis-1,2-Dichloroethene	50.0	45.6	91	77-123
trans-1,2-Dichloroethene	50.0	45.3	91	75-122
1,2-Dichloropropane	50.0	43.9	88	76-125
Ethylbenzene	50.0	45.8	92	76-120
n-Hexane	50.0	44.9	90	51-126
Isopropylbenzene (Cumene)	50.0	46.1	92	71-124
Methyl-tert-butyl ether	50.0	47.1	94	71-121
Naphthalene	50.0	46.9	94	62-143
1,1,2,2-Tetrachloroethane	50.0	42.4	85	70-126
Tetrachloroethene	50.0	46.8	94	71-122
Toluene	50.0	44.2	88	74-118
1,1,1-Trichloroethane	50.0	47.6	95	71-126
Trichloroethene	50.0	44.3	89	74-125
1,2,4-Trimethylbenzene	50.0	42.6	85	69-120
Vinyl chloride	50.0	40.6	81	55-139
Xylene (Total)	100	87.2	87	73-119

Spike Recovery: 0 out of 22 outside limits.

MSV - FORM III VOA-1
SOLID LABORATORY CONTROL SAMPLE RECOVERY

Lab Name: Pace Analytical - Indiana
Date Extracted: 07/19/2024
Instrument: 50MV3A
Lab File ID: A071924.B\A02LCS.D

Lab Sample ID: 3664196LCS
Date Analyzed (1): 07/19/2024
LCS Standard: 386761
SDG No.: 50377912

COMPOUND	AMOUNT ADDED (mg/kg)	LCS CONCENTRATION (mg/kg)	LCS %REC	QC LIMITS REC.
Acetone	0.25	0.15	60	45-127
Acrolein	1.0	0.89	89	42-158
Acrylonitrile	0.25	0.20	82	69-127
Benzene	0.050	0.044	87	69-125
Bromobenzene	0.050	0.039	79	69-121
Bromochloromethane	0.050	0.039	79	70-125
Bromodichloromethane	0.050	0.042	84	77-130
Bromoform	0.050	0.038	76	67-128
Bromomethane	0.050	0.055	111	60-156
2-Butanone (MEK)	0.25	0.16	65	59-136
n-Butylbenzene	0.050	0.044	88	62-127
sec-Butylbenzene	0.050	0.043	86	68-124
tert-Butylbenzene	0.050	0.043	86	69-122
Carbon disulfide	0.050	0.044	88	47-137
Carbon tetrachloride	0.050	0.043	85	68-132
Chlorobenzene	0.050	0.041	82	68-122
Chloroethane	0.050	0.047	94	61-137
Chloroform	0.050	0.042	84	71-124
Chloromethane	0.050	0.039	77	56-131
2-Chlorotoluene	0.050	0.042	83	67-121
4-Chlorotoluene	0.050	0.043	86	66-122
Dibromochloromethane	0.050	0.040	80	73-130
1,2-Dibromoethane (EDB)	0.050	0.043	86	71-126
Dibromomethane	0.050	0.042	84	74-123
1,2-Dichlorobenzene	0.050	0.041	83	68-120
1,3-Dichlorobenzene	0.050	0.043	86	65-121
1,4-Dichlorobenzene	0.050	0.043	86	66-122
trans-1,4-Dichloro-2-butene	0.050	0.039J	78	64-134
Dichlorodifluoromethane	0.050	0.029	59	23-127
1,1-Dichloroethane	0.050	0.041	83	72-121
1,2-Dichloroethane	0.050	0.040	80	67-129
1,1-Dichloroethene	0.050	0.047	93	57-140
cis-1,2-Dichloroethene	0.050	0.045	89	70-123
trans-1,2-Dichloroethene	0.050	0.043	87	67-124
1,2-Dichloropropane	0.050	0.041	83	71-123
1,3-Dichloropropane	0.050	0.041	83	73-127
2,2-Dichloropropane	0.050	0.047	95	63-137
1,1-Dichloropropene	0.050	0.047	95	76-133
cis-1,3-Dichloropropene	0.050	0.041	81	72-136
trans-1,3-Dichloropropene	0.050	0.042	84	68-136
Ethylbenzene	0.050	0.043	85	65-124
Ethyl methacrylate	0.050	0.042J	84	70-131
Hexachloro-1,3-butadiene	0.050	0.047	93	52-133
n-Hexane	0.050	0.039	79	55-123
2-Hexanone	0.25	0.18	71	62-127
Iodomethane	0.050	0.046J	93	50-137
Isopropylbenzene (Cumene)	0.050	0.037	75	65-126

MSV - FORM III VOA-2
SOLID LABORATORY CONTROL SAMPLE RECOVERY

Lab Name: Pace Analytical - Indiana
 Date Extracted: 07/19/2024
 Instrument: 50MV3A
 Lab File ID: A071924.B\A02LCS.D

Lab Sample ID: 3664196LCS
 Date Analyzed (1): 07/19/2024
 LCS Standard: 386761
 SDG No.: 50377912

COMPOUND	AMOUNT ADDED (mg/kg)	LCS CONCENTRATION (mg/kg)	LCS %REC	QC LIMITS REC.
p-Isopropyltoluene	0.050	0.044	88	64-124
Methylene Chloride	0.050	0.038	75	61-128
1-Methylnaphthalene	0.050	0.043	86	52-137
2-Methylnaphthalene	0.050	0.040	80	50-141
4-Methyl-2-pentanone (MIBK)	0.25	0.19	76	67-131
Methyl-tert-butyl ether	0.050	0.042	84	69-128
Naphthalene	0.050	0.044	87	60-133
n-Propylbenzene	0.050	0.043	86	67-124
Styrene	0.050	0.042	83	68-124
1,1,1,2-Tetrachloroethane	0.050	0.042	84	70-129
1,1,2,2-Tetrachloroethane	0.050	0.039	78	67-122
Tetrachloroethene	0.050	0.044	88	62-128
Toluene	0.050	0.040	80	60-122
1,2,3-Trichlorobenzene	0.050	0.046	93	53-139
1,2,4-Trichlorobenzene	0.050	0.045	90	49-136
1,1,1-Trichloroethane	0.050	0.043	86	67-134
1,1,2-Trichloroethane	0.050	0.040	81	72-127
Trichloroethene	0.050	0.042	83	68-128
Trichlorofluoromethane	0.050	0.046	91	57-146
1,2,3-Trichloropropane	0.050	0.041	81	70-124
1,2,4-Trimethylbenzene	0.050	0.041	83	60-122
1,3,5-Trimethylbenzene	0.050	0.042	84	62-118
Vinyl acetate	0.20	0.18	88	56-181
Vinyl chloride	0.050	0.044	88	52-142
Xylene (Total)	0.15	0.12	81	62-122

Spike Recovery: 0 out of 72 outside limits.

MSV - FORM III VOA-1
SOLID LABORATORY CONTROL SAMPLE RECOVERY

Lab Name: Pace Analytical - Indiana
 Date Extracted: 07/18/2024
 Instrument: 50MV3B
 Lab File ID: B071824.B\D02LCSS.D

Lab Sample ID: 3663297LCS
 Date Analyzed (1): 07/18/2024
 LCS Standard: 386761
 SDG No.: 50377912

COMPOUND	AMOUNT ADDED (mg/kg)	LCS CONCENTRATION (mg/kg)	LCS %REC	QC LIMITS REC.
Benzene	0.050	0.045	89	69-125
Chlorobenzene	0.050	0.045	90	68-122
Chloroform	0.050	0.046	92	71-124
1,2-Dibromoethane (EDB)	0.050	0.049	97	71-126
1,2-Dichloroethane	0.050	0.045	90	67-129
1,1-Dichloroethene	0.050	0.046	92	57-140
cis-1,2-Dichloroethene	0.050	0.046	91	70-123
trans-1,2-Dichloroethene	0.050	0.045	89	67-124
1,2-Dichloropropane	0.050	0.044	88	71-123
Ethylbenzene	0.050	0.047	94	65-124
n-Hexane	0.050	0.045	89	55-123
Isopropylbenzene (Cumene)	0.050	0.040	80	65-126
Methyl-tert-butyl ether	0.050	0.047	94	69-128
Naphthalene	0.050	0.043	87	60-133
1,1,2,2-Tetrachloroethane	0.050	0.043	85	67-122
Tetrachloroethene	0.050	0.047	95	62-128
Toluene	0.050	0.045	90	60-122
1,1,1-Trichloroethane	0.050	0.046	92	67-134
Trichloroethene	0.050	0.045	89	68-128
1,2,4-Trimethylbenzene	0.050	0.044	88	60-122
Vinyl chloride	0.050	0.046	93	52-142
Xylene (Total)	0.15	0.13	86	62-122

Spike Recovery: 0 out of 22 outside limits.

MSV - FORM III VOA-1
WATER VOLATILE MATRIX SPIKE/MATRIX SPIKE DUPLICATE RECOVERY

Lab Name: Pace Analytical - Indiana

Matrix Spike - Sample No: 3663272MS

Date Extracted: 07/18/2024

Date Analyzed (1): 07/18/2024

Instrument: 50MV3A

Lab File ID: A071824.BVA16.D

Parent Sample ID: 50377879011

SDG No.: 50377912

COMPOUND	SPIKE ADDED (ug/L)	SAMPLE CONCENTRATION (ug/L)	MS CONCENTRATION (ug/L)	MS %REC	QC LIMITS REC.
1,1,1-Trichloroethane	50.0	ND	41.9	84	47-145
1,1,2,2-Tetrachloroethane	50.0	No EDD Data Found	37.0	74	49-133
1,1-Dichloroethene	50.0	ND	41.5	83	53-144
1,2,4-Trimethylbenzene	50.0	No EDD Data Found	41.7	83	41-131
1,2-Dibromoethane (EDB)	50.0	No EDD Data Found	40.8	82	55-133
1,2-Dichloroethane	50.0	No EDD Data Found	39.6	79	50-138
1,2-Dichloropropane	50.0	No EDD Data Found	40.5	81	54-139
Benzene	50.0	ND	42.1	84	53-138
Chlorobenzene	50.0	ND	41.1	82	52-131
Chloroform	50.0	ND	41.0	82	54-138
Ethylbenzene	50.0	ND	42.0	84	50-136
Isopropylbenzene (Cumene)	50.0	No EDD Data Found	38.0	76	46-137
Methyl-tert-butyl ether	50.0	No EDD Data Found	41.1	82	47-135
Naphthalene	50.0	ND	41.5	83	34-152
Tetrachloroethene	50.0	ND	42.4	85	44-138
Toluene	50.0	ND	39.7	79	52-132
Trichloroethene	50.0	ND	40.1	80	49-140
Vinyl chloride	50.0	ND	38.1	76	41-147
Xylene (Total)	150	No EDD Data Found	120	80	44-138
cis-1,2-Dichloroethene	50.0	ND	41.2	82	50-141
n-Hexane	50.0	No EDD Data Found	38.5	77	35-137
trans-1,2-Dichloroethene	50.0	ND	40.8	82	50-137

Spike Recovery: 0 out of 22 outside limits.

09/30/2024 6:40

MSV - FORM III VOA-2
WATER VOLATILE MATRIX SPIKE/MATRIX SPIKE DUPLICATE RECOVERY

Instrument (2): 50MV3A Matrix Spike Duplicate - Sample No: 3663273MSD
 Lab File ID (2): A071824.BVA17.D Date Analyzed (2): 07/18/2024

COMPOUND	SPIKE ADDED (ug/L)	MSD CONCENTRATION (ug/L)	MSD %REC	%RPD	QC LIMITS	
					RPD	REC.
1,1,1-Trichloroethane	50.0	47.2	94	12	0-20	47-145
1,1,2,2-Tetrachloroethane	50.0	42.1	84	13	0-20	49-133
1,1-Dichloroethene	50.0	45.0	90	8	0-20	53-144
1,2,4-Trimethylbenzene	50.0	46.0	92	10	0-20	41-131
1,2-Dibromoethane (EDB)	50.0	47.9	96	16	0-20	55-133
1,2-Dichloroethane	50.0	44.6	89	12	0-20	50-138
1,2-Dichloropropane	50.0	46.0	92	13	0-20	54-139
Benzene	50.0	47.7	95	13	0-20	53-138
Chlorobenzene	50.0	46.2	92	12	0-20	52-131
Chloroform	50.0	45.4	91	10	0-20	54-138
Ethylbenzene	50.0	49.1	98	15	0-20	50-136
Isopropylbenzene (Cumene)	50.0	43.4	87	13	0-20	46-137
Methyl-tert-butyl ether	50.0	45.6	91	10	0-20	47-135
Naphthalene	50.0	46.8	94	12	0-20	34-152
Tetrachloroethene	50.0	50.7	101	18	0-20	44-138
Toluene	50.0	48.1	96	19	0-20	52-132
Trichloroethene	50.0	46.6	93	15	0-20	49-140
Vinyl chloride	50.0	42.1	84	10	0-20	41-147
Xylene (Total)	150	134	89	11	0-20	44-138
cis-1,2-Dichloroethene	50.0	46.5	93	12	0-20	50-141
n-Hexane	50.0	43.8	88	13	0-20	35-137
trans-1,2-Dichloroethene	50.0	47.0	94	14	0-20	50-137

RPD: 0 out of 22 outside limits.

Spike Recovery: 0 out of 22 outside limits.

MSV - FORM III VOA-1
WATER VOLATILE MATRIX SPIKE/MATRIX SPIKE DUPLICATE RECOVERY

Lab Name: Pace Analytical - Indiana
Date Extracted: 07/19/2024
Instrument: 50MV3A
Parent Sample ID: 50378097038

Matrix Spike - Sample No: 3663276MS
Date Analyzed (1): 07/19/2024
Lab File ID: A071824.B\C16.D
SDG No.: 50377912

COMPOUND	SPIKE ADDED (ug/L)	SAMPLE CONCENTRATION (ug/L)	MS CONCENTRATION (ug/L)	MS %REC	QC LIMITS REC.
1,1,1-Trichloroethane	50.0	ND	49.8	100	47-145
1,1,2,2-Tetrachloroethane	50.0	ND	43.2	86	49-133
1,1-Dichloroethene	50.0	ND	49.5	99	53-144
1,2,4-Trimethylbenzene	50.0	101	145	87	41-131
1,2-Dibromoethane (EDB)	50.0	ND	47.8	96	55-133
1,2-Dichloroethane	50.0	ND	45.9	92	50-138
1,2-Dichloropropane	50.0	ND	48.4	97	54-139
Benzene	50.0	ND	51.1	99	53-138
Chlorobenzene	50.0	ND	46.2	92	52-131
Chloroform	50.0	ND	49.2	98	54-138
Ethylbenzene	50.0	12.9	59.7	94	50-136
Isopropylbenzene (Cumene)	50.0	ND	44.9	83	46-137
Methyl-tert-butyl ether	50.0	ND	48.6	97	47-135
Naphthalene	50.0	29.2	78.9	99	34-152
Tetrachloroethene	50.0	ND	48.2	95	44-138
Toluene	50.0	42.0	88.4	93	52-132
Trichloroethene	50.0	ND	46.0	92	49-140
Vinyl chloride	50.0	ND	45.5	91	41-147
Xylene (Total)	150	119	245	84	44-138
cis-1,2-Dichloroethene	50.0	ND	49.1	98	50-141
n-Hexane	50.0	ND	46.1	88	35-137
trans-1,2-Dichloroethene	50.0	ND	46.0	92	50-137

Spike Recovery: 0 out of 22 outside limits.

MSV - FORM III VOA-2
WATER VOLATILE MATRIX SPIKE/MATRIX SPIKE DUPLICATE RECOVERY

Instrument (2): 50MV3A Matrix Spike Duplicate - Sample No: 3663277MSD
 Lab File ID (2): A071824.BIC17.D Date Analyzed (2): 07/19/2024

COMPOUND	SPIKE ADDED (ug/L)	MSD CONCENTRATION (ug/L)	MSD %REC	%RPD	QC LIMITS	
					RPD	REC.
1,1,1-Trichloroethane	50.0	48.3	97	3	0-20	47-145
1,1,2,2-Tetrachloroethane	50.0	44.5	89	3	0-20	49-133
1,1-Dichloroethene	50.0	51.3	103	4	0-20	53-144
1,2,4-Trimethylbenzene	50.0	143	83	1	0-20	41-131
1,2-Dibromoethane (EDB)	50.0	49.8	100	4	0-20	55-133
1,2-Dichloroethane	50.0	47.6	95	4	0-20	50-138
1,2-Dichloropropane	50.0	47.9	96	1	0-20	54-139
Benzene	50.0	51.3	99	0	0-20	53-138
Chlorobenzene	50.0	45.8	92	1	0-20	52-131
Chloroform	50.0	47.3	95	4	0-20	54-138
Ethylbenzene	50.0	59.0	92	1	0-20	50-136
Isopropylbenzene (Cumene)	50.0	44.4	82	1	0-20	46-137
Methyl-tert-butyl ether	50.0	49.8	100	3	0-20	47-135
Naphthalene	50.0	81.0	104	3	0-20	34-152
Tetrachloroethene	50.0	47.9	95	1	0-20	44-138
Toluene	50.0	86.8	90	2	0-20	52-132
Trichloroethene	50.0	45.2	90	2	0-20	49-140
Vinyl chloride	50.0	44.0	88	3	0-20	41-147
Xylene (Total)	150	244	83	1	0-20	44-138
cis-1,2-Dichloroethene	50.0	48.5	97	1	0-20	50-141
n-Hexane	50.0	45.7	88	1	0-20	35-137
trans-1,2-Dichloroethene	50.0	45.7	91	1	0-20	50-137

RPD: 0 out of 22 outside limits.

Spike Recovery: 0 out of 22 outside limits.

MSV - FORM III VOA-3
WATER VOLATILE MATRIX SPIKE/MATRIX SPIKE DUPLICATE RECOVERY

Lab Name: Pace Analytical - Indiana

Matrix Spike - Sample No: 3663278MS

Date Extracted: 07/19/2024

Date Analyzed (1): 07/19/2024

Instrument: 50MV3A

Lab File ID: A071824.B\C09.D

Parent Sample ID: SP-10

SDG No.: 50377912

COMPOUND	SPIKE ADDED (ug/L)	SAMPLE CONCENTRATION (ug/L)	MS CONCENTRATION (ug/L)	MS %REC	QC LIMITS REC.
1,1,1-Trichloroethane	50.0	<0.49	47.7	95	47-145
1,1,2,2-Tetrachloroethane	50.0	<0.28	45.2	90	49-133
1,1-Dichloroethene	50.0	<0.43	46.5	93	53-144
1,2,4-Trimethylbenzene	50.0	7.1	51.7	89	41-131
1,2-Dibromoethane (EDB)	50.0	<0.65	46.7	93	55-133
1,2-Dichloroethane	50.0	<0.39	46.4	93	50-138
1,2-Dichloropropane	50.0	<0.37	48.0	96	54-139
Benzene	50.0	241	264	46	53-138
Chlorobenzene	50.0	<0.32	45.8	92	52-131
Chloroform	50.0	<0.73	60.1	120	54-138
Ethylbenzene	50.0	13.3	58.9	91	50-136
Isopropylbenzene (Cumene)	50.0	14.8	54.5	79	46-137
Methyl-tert-butyl ether	50.0	<0.30	46.3	93	47-135
Naphthalene	50.0	2.7	51.3	97	34-152
Tetrachloroethene	50.0	<0.44	45.7	91	44-138
Toluene	50.0	9.7	54.5	90	52-132
Trichloroethene	50.0	<0.48	49.2	98	49-140
Vinyl chloride	50.0	<0.46	47.5	95	41-147
Xylene (Total)	150	23.0	152	86	44-138
cis-1,2-Dichloroethene	50.0	<0.38	42.6	85	50-141
n-Hexane	50.0	106	133	53	35-137
trans-1,2-Dichloroethene	50.0	<0.66	42.2	84	50-137

Spike Recovery: 1 out of 22 outside limits.

MSV - FORM III VOA-4
WATER VOLATILE MATRIX SPIKE/MATRIX SPIKE DUPLICATE RECOVERY

Instrument (2): 50MV3A Matrix Spike Duplicate - Sample No: 3663279MSD
 Lab File ID (2): A071824.BIC10.D Date Analyzed (2): 07/19/2024

COMPOUND	SPIKE ADDED (ug/L)	MSD CONCENTRATION (ug/L)	MSD %REC	%RPD	QC LIMITS	
					RPD	REC.
1,1,1-Trichloroethane	50.0	46.9	94	1	0-20	47-145
1,1,2,2-Tetrachloroethane	50.0	41.1	82	9	0-20	49-133
1,1-Dichloroethene	50.0	46.2	92	1	0-20	53-144
1,2,4-Trimethylbenzene	50.0	51.4	89	0	0-20	41-131
1,2-Dibromoethane (EDB)	50.0	44.8	90	4	0-20	55-133
1,2-Dichloroethane	50.0	47.2	94	2	0-20	50-138
1,2-Dichloropropane	50.0	47.2	94	2	0-20	54-139
Benzene	50.0	275	68	4	0-20	53-138
Chlorobenzene	50.0	45.8	92	0	0-20	52-131
Chloroform	50.0	59.5	119	1	0-20	54-138
Ethylbenzene	50.0	60.2	94	2	0-20	50-136
Isopropylbenzene (Cumene)	50.0	55.3	81	1	0-20	46-137
Methyl-tert-butyl ether	50.0	43.8	88	5	0-20	47-135
Naphthalene	50.0	49.5	94	4	0-20	34-152
Tetrachloroethene	50.0	45.2	90	1	0-20	44-138
Toluene	50.0	53.9	88	1	0-20	52-132
Trichloroethene	50.0	48.7	97	1	0-20	49-140
Vinyl chloride	50.0	48.0	96	1	0-20	41-147
Xylene (Total)	150	154	87	1	0-20	44-138
cis-1,2-Dichloroethene	50.0	43.5	87	2	0-20	50-141
n-Hexane	50.0	138	63	4	0-20	35-137
trans-1,2-Dichloroethene	50.0	41.6	83	1	0-20	50-137

RPD: 0 out of 22 outside limits.

Spike Recovery: 0 out of 22 outside limits.

09/30/2024 6:40

MSV - FORM III VOA-1
SOLID VOLATILE MATRIX SPIKE/MATRIX SPIKE DUPLICATE RECOVERY

Lab Name: Pace Analytical - Indiana

Matrix Spike - Sample No: 3663298MS

Date Extracted: 07/19/2024

Date Analyzed (1): 07/19/2024

Instrument: 50MV3B

Lab File ID: B071824.B\06.D

Parent Sample ID: SP-11 7'

SDG No.: 50377912

COMPOUND	SPIKE ADDED (mg/kg)	SAMPLE CONCENTRATION (mg/kg)	MS CONCENTRATION (mg/kg)	MS %REC	QC LIMITS REC.
1,1,1-Trichloroethane	2.7	<0.019	2.5	91	52-148
1,1,2,2-Tetrachloroethane	2.7	<0.030	6.2	227	24-166
1,1-Dichloroethene	2.7	<0.022	2.4	88	39-162
1,2,4-Trimethylbenzene	2.7	<0.038	2.4	87	12-157
1,2-Dibromoethane (EDB)	2.7	<0.022	2.7	99	36-141
1,2-Dichloroethane	2.7	<0.014	2.4	89	48-138
1,2-Dichloropropane	2.7	<0.021	2.5	90	45-140
Benzene	2.7	<0.0094	2.4	90	48-137
Chlorobenzene	2.7	<0.011	2.5	92	28-136
Chloroform	2.7	<0.15	2.5	90	54-136
Ethylbenzene	2.7	<0.014	2.6	96	24-150
Isopropylbenzene (Cumene)	2.7	1.0	3.1	77	30-144
Methyl-tert-butyl ether	2.7	<0.014	2.7	99	57-141
Naphthalene	2.7	<0.10	2.6	93	10-132
Tetrachloroethene	2.7	<0.017	2.8	101	26-159
Toluene	2.7	<0.025	2.6	95	28-150
Trichloroethene	2.7	<0.021	2.5	90	33-155
Vinyl chloride	2.7	<0.059	2.5	92	37-161
Xylene (Total)	8.2	<0.12	7.4	90	25-142
cis-1,2-Dichloroethene	2.7	<0.018	2.4	89	52-132
n-Hexane	2.7	0.52	2.8	84	22-150
trans-1,2-Dichloroethene	2.7	<0.025	2.4	88	50-134

Spike Recovery: 1 out of 22 outside limits.

MSV - FORM III VOA-2
SOLID VOLATILE MATRIX SPIKE/MATRIX SPIKE DUPLICATE RECOVERY

Instrument (2): 50MV3B Matrix Spike Duplicate - Sample No: 3663299MSD
 Lab File ID (2): B071824.B\07.D Date Analyzed (2): 07/19/2024

COMPOUND	SPIKE ADDED (mg/kg)	MSD CONCENTRATION (mg/kg)	MSD %REC	%RPD	QC LIMITS	
					RPD	REC.
1,1,1-Trichloroethane	2.7	2.5	91	0	0-20	52-148
1,1,2,2-Tetrachloroethane	2.7	6.7	245	8	0-20	24-166
1,1-Dichloroethene	2.7	2.5	91	3	0-20	39-162
1,2,4-Trimethylbenzene	2.7	2.6	95	8	0-20	12-157
1,2-Dibromoethane (EDB)	2.7	2.7	99	0	0-20	36-141
1,2-Dichloroethane	2.7	2.4	90	0	0-20	48-138
1,2-Dichloropropane	2.7	2.5	92	2	0-20	45-140
Benzene	2.7	2.5	93	3	0-20	48-137
Chlorobenzene	2.7	2.7	98	6	0-20	28-136
Chloroform	2.7	2.5	92	2	0-20	54-136
Ethylbenzene	2.7	2.7	100	4	0-20	24-150
Isopropylbenzene (Cumene)	2.7	3.2	79	2	0-20	30-144
Methyl-tert-butyl ether	2.7	2.6	95	4	0-20	57-141
Naphthalene	2.7	2.8	102	9	0-20	10-132
Tetrachloroethene	2.7	2.9	105	4	0-20	26-159
Toluene	2.7	2.6	97	1	0-20	28-150
Trichloroethene	2.7	2.6	96	6	0-20	33-155
Vinyl chloride	2.7	2.6	95	4	0-20	37-161
Xylene (Total)	8.2	7.7	94	5	0-20	25-142
cis-1,2-Dichloroethene	2.7	2.5	91	3	0-20	52-132
n-Hexane	2.7	2.8	83	1	0-20	22-150
trans-1,2-Dichloroethene	2.7	2.4	87	2	0-20	50-134

RPD: 0 out of 22 outside limits.

Spike Recovery: 1 out of 22 outside limits.

MSV - FORM IV VOA-1
VOLATILE METHOD BLANK SUMMARY

SAMPLE NO.

3663270BLANK

Lab Name: Pace Analytical - Indiana SDG No.: 50377912 Contract: 216 S. College Ave 24-199
Instrument ID: 50MV3A Matrix: Water Lab Sample ID: 3663270
Lab File ID: A071824.B\A04MB.D Date Analyzed: 07/18/2024 Time: 12:28

SAMPLE NO.	LAB SAMPLE ID	LAB FILE ID	ANALYZED
3663271LCS	3663271	A071824.B\A02LCS.D	07/18/2024 11:27
SP-7	50377912024	A071824.B\A19.D	07/18/2024 20:04
SP-8	50377912025	A071824.B\A20.D	07/18/2024 20:34
SP-9	50377912026	A071824.B\A21.D	07/18/2024 21:04
SP-11	50377912028	A071824.B\A22.D	07/18/2024 21:35
SP-11 DUP	50377912029	A071824.B\A23.D	07/18/2024 22:05
SP-8	50377912025	A071924.B\A15.D	07/19/2024 17:55

MSV - FORM IV VOA-1
VOLATILE METHOD BLANK SUMMARY

SAMPLE NO.

3663274BLANK

Lab Name: Pace Analytical - Indiana SDG No.: 50377912 Contract: 216 S. College Ave 24-199
Instrument ID: 50MV3A Matrix: Water Lab Sample ID: 3663274
Lab File ID: A071824.B\C04MBWXXX.D Date Analyzed: 07/19/2024 Time: 00:37

SAMPLE NO.	LAB SAMPLE ID	LAB FILE ID	ANALYZED
3663275LCS	3663275	A071824.B\C01CCVLCSWXXX.D	07/18/2024 23:06
EB-1	50377912036	A071824.B\C05.D	07/19/2024 01:08
Trip Blank	50377912038	A071824.B\C06.D	07/19/2024 01:38
SP-10	50377912027	A071824.B\C08.D	07/19/2024 02:39
3663278MS	3663278	A071824.B\C09.D	07/19/2024 03:09
3663279MSD	3663279	A071824.B\C10.D	07/19/2024 03:39

MSV - FORM IV VOA-1
VOLATILE METHOD BLANK SUMMARY

SAMPLE NO.

3663292BLANK

Lab Name: Pace Analytical - Indiana SDG No.: 50377912 Contract: 216 S. College Ave 24-199
Instrument ID: 50MV3B Matrix: Solid Lab Sample ID: 3663292
Lab File ID: B071824.B\B04MB.D Date Analyzed: 07/18/2024 Time: 12:44

SAMPLE NO.	LAB SAMPLE ID	LAB FILE ID	ANALYZED
3663293LCS	3663293	B071824.B\B02LCS.D	07/18/2024 11:43
SP-10 11'	50377912001	B071824.B\B05.D	07/18/2024 13:14
SP-8 6'	50377912002	B071824.B\B06.D	07/18/2024 13:44
SP-8 12'	50377912003	B071824.B\B07.D	07/18/2024 14:15
SP-9 10.5'	50377912004	B071824.B\B08.D	07/18/2024 14:45
SP-7 7'	50377912006	B071824.B\B10.D	07/18/2024 15:46
SP-7 7' DUP	50377912007	B071824.B\B11.D	07/18/2024 16:16

MSV - FORM IV VOA-1
VOLATILE METHOD BLANK SUMMARY

SAMPLE NO.

3663296BLANK

Lab Name: Pace Analytical - Indiana SDG No.: 50377912 Contract: 216 S. College Ave 24-199
Instrument ID: 50MV3B Matrix: Solid Lab Sample ID: 3663296
Lab File ID: B071824.B\D04MBS.D Date Analyzed: 07/19/2024 Time: 00:52

SAMPLE NO.	LAB SAMPLE ID	LAB FILE ID	ANALYZED
3663297LCS	3663297	B071824.B\D02LCSS.D	07/18/2024 23:51
SP-11 7'	50377912008	B071824.B\D05.D	07/19/2024 01:23
3663298MS	3663298	B071824.B\D06.D	07/19/2024 01:53
3663299MSD	3663299	B071824.B\D07.D	07/19/2024 02:24
SP-3R 10'	50377912009	B071824.B\D08.D	07/19/2024 02:54
Trip Blank	50377912037	B071824.B\D09.D	07/19/2024 03:25

MSV - FORM IV VOA-1
VOLATILE METHOD BLANK SUMMARY

SAMPLE NO.

3664195BLANK

Lab Name: Pace Analytical - Indiana SDG No.: 50377912 Contract: 216 S. College Ave 24-199
Instrument ID: 50MV3A Matrix: Solid Lab Sample ID: 3664195
Lab File ID: A071924.B\A04MB.D Date Analyzed: 07/19/2024 Time: 12:21

SAMPLE NO.	LAB SAMPLE ID	LAB FILE ID	ANALYZED
3664196LCS	3664196	A071924.B\A02LCS.D	07/19/2024 11:20
SP-6 11'	50377912005	A071924.B\A13.D	07/19/2024 16:54

MSV - FORM V VOA-1
VOLATILE ORGANICS ANALYSIS DATA SHEET
PERFORMANCE CHECK
BROMOFLUOROBENZENE (BFB)

Lab Name: Pace Analytical - Indiana SDG No.: 50377912 Contract: 216 S. College Ave 24-199
 Lab File ID: A070124CAL.BVA00BFB.D BFB Injection Date: 07/01/2024
 Instrument ID: 50MV3A BFB Injection Time: 18:18

m/e	ION ABUNDANCE CRITERIA	% RELATIVE ABUNDANCE
50	15.00 - 40.00% of mass 95	22.06
75	30.00 - 60.00% of mass 95	45.72
95	Base Peak, 100.00% relative abundance	100.00
96	5.00 - 9.00% of mass 95	6.61
173	Less than 2.00% of mass 174	0.00
174	50.00 - 100.00% of mass 95	92.79
175	5.00 - 9.00% of mass 174	6.63 (7.15) ¹
176	95.00 - 101.00% of mass 174	88.61 (95.49) ¹
177	5.00 - 9.00% of mass 176	5.89 (6.65) ²

1 - Value is % mass 174

2 - Value is % mass 176

SAMPLE NO.	LAB SAMPLE ID	LAB FILE ID	DATE ANALYZED	TIME ANALYZED
25253556CAL1	25253556CAL1	A070124CAL.BVA01CAL1.D	07/01/2024	18:49
25253557CAL2	25253557CAL2	A070124CAL.BVA02CAL2.D	07/01/2024	19:19
25253558CAL3	25253558CAL3	A070124CAL.BVA03CAL3.D	07/01/2024	19:50
25253559CAL4	25253559CAL4	A070124CAL.BVA04CAL4.D	07/01/2024	20:20
25253560CAL5	25253560CAL5	A070124CAL.BVA05CAL5.D	07/01/2024	20:50
25253561CAL6	25253561CAL6	A070124CAL.BVA06CAL6.D	07/01/2024	21:21
25253562CAL7	25253562CAL7	A070124CAL.BVA07CAL7.D	07/01/2024	21:51
25253563CAL8	25253563CAL8	A070124CAL.BVA08CAL8.D	07/01/2024	22:22
25253564ICV	25253564ICV	A070124CAL.BVA10ICV.D	07/01/2024	23:22

MSV - FORM V VOA-1
VOLATILE ORGANICS ANALYSIS DATA SHEET
PERFORMANCE CHECK
BROMOFLUOROBENZENE (BFB)

Lab Name: Pace Analytical - Indiana SDG No.: 50377912 Contract: 216 S. College Ave 24-199
 Lab File ID: A071824.BVA00BFB.D BFB Injection Date: 07/18/2024
 Instrument ID: 50MV3A BFB Injection Time: 10:27

m/e	ION ABUNDANCE CRITERIA	% RELATIVE ABUNDANCE
50	15.00 - 40.00% of mass 95	19.11
75	30.00 - 60.00% of mass 95	47.15
95	Base Peak, 100.00% relative abundance	100.00
96	5.00 - 9.00% of mass 95	6.87
173	Less than 2.00% of mass 174	0.00
174	50.00 - 100.00% of mass 95	96.57
175	5.00 - 9.00% of mass 174	7.87 (8.15) ¹
176	95.00 - 101.00% of mass 174	93.86 (97.19) ¹
177	5.00 - 9.00% of mass 176	6.26 (6.67) ²

1 - Value is % mass 174

2 - Value is % mass 176

SAMPLE NO.	LAB SAMPLE ID	LAB FILE ID	DATE ANALYZED	TIME ANALYZED
25329355CCV	25329355CCV	A071824.BVA01CCV.D	07/18/2024	10:57
3663271LCS	3663271LCS	A071824.BVA02LCS.D	07/18/2024	11:27
3663270BLANK	3663270BLANK	A071824.BVA04MB.D	07/18/2024	12:28
SP-7	50377912024	A071824.BVA19.D	07/18/2024	20:04
SP-8	50377912025	A071824.BVA20.D	07/18/2024	20:34
SP-9	50377912026	A071824.BVA21.D	07/18/2024	21:04
SP-11	50377912028	A071824.BVA22.D	07/18/2024	21:35
SP-11 DUP	50377912029	A071824.BVA23.D	07/18/2024	22:05

MSV - FORM V VOA-1
VOLATILE ORGANICS ANALYSIS DATA SHEET
PERFORMANCE CHECK
BROMOFLUOROBENZENE (BFB)

Lab Name: Pace Analytical - Indiana SDG No.: 50377912 Contract: 216 S. College Ave 24-199
 Lab File ID: A071824.B\C00BFB.D BFB Injection Date 07/18/2024
 Instrument ID: 50MV3A BFB Injection Time 22:35

m/e	ION ABUNDANCE CRITERIA	% RELATIVE ABUNDANCE
50	15.00 - 40.00% of mass 95	19.40
75	30.00 - 60.00% of mass 95	45.92
95	Base Peak, 100.00% relative abundance	100.00
96	5.00 - 9.00% of mass 95	6.23
173	Less than 2.00% of mass 174	0.00
174	50.00 - 100.00% of mass 95	95.11
175	5.00 - 9.00% of mass 174	6.99 (7.35) ¹
176	95.00 - 101.00% of mass 174	91.75 (96.47) ¹
177	5.00 - 9.00% of mass 176	5.96 (6.50) ²

1 - Value is % mass 174

2 - Value is % mass 176

SAMPLE NO.	LAB SAMPLE ID	LAB FILE ID	DATE ANALYZED	TIME ANALYZED
25329356CCV	25329356CCV	A071824.B\C01CCV.D	07/18/2024	23:06
3663275LCS	3663275LCS	A071824.B\C01CCV\LCSWXXX.D	07/18/2024	23:06
3663274BLANK	3663274BLANK	A071824.B\C04MBWXXX.D	07/19/2024	00:37
EB-1	50377912036	A071824.B\C05.D	07/19/2024	01:08
Trip Blank	50377912038	A071824.B\C06.D	07/19/2024	01:38
SP-10	50377912027	A071824.B\C08.D	07/19/2024	02:39
3663278MS	3663278MS	A071824.B\C09.D	07/19/2024	03:09
3663279MSD	3663279MSD	A071824.B\C10.D	07/19/2024	03:39

MSV - FORM V VOA-1
VOLATILE ORGANICS ANALYSIS DATA SHEET
PERFORMANCE CHECK
BROMOFLUOROBENZENE (BFB)

Lab Name: Pace Analytical - Indiana SDG No.: 50377912 Contract: 216 S. College Ave 24-199
 Lab File ID: A071924.BVA00BFB.D BFB Injection Date: 07/19/2024
 Instrument ID: 50MV3A BFB Injection Time: 10:19

m/e	ION ABUNDANCE CRITERIA	% RELATIVE ABUNDANCE
50	15.00 - 40.00% of mass 95	20.53
75	30.00 - 60.00% of mass 95	45.20
95	Base Peak, 100.00% relative abundance	100.00
96	5.00 - 9.00% of mass 95	6.76
173	Less than 2.00% of mass 174	0.00
174	50.00 - 100.00% of mass 95	96.36
175	5.00 - 9.00% of mass 174	6.97 (7.23) ¹
176	95.00 - 101.00% of mass 174	94.54 (98.10) ¹
177	5.00 - 9.00% of mass 176	6.02 (6.36) ²

1 - Value is % mass 174

2 - Value is % mass 176

SAMPLE NO.	LAB SAMPLE ID	LAB FILE ID	DATE ANALYZED	TIME ANALYZED
25338079CCV	25338079CCV	A071924.BVA01CCV.D	07/19/2024	10:50
3664196LCS	3664196LCS	A071924.BVA02LCS.D	07/19/2024	11:20
3664195BLANK	3664195BLANK	A071924.BVA04MB.D	07/19/2024	12:21
SP-6 11'	50377912005	A071924.BVA13.D	07/19/2024	16:54
SP-10 11'	50377912001	A071924.BVA14.D	07/19/2024	17:24
SP-8	50377912025	A071924.BVA15.D	07/19/2024	17:55

MSV - FORM V VOA-1
VOLATILE ORGANICS ANALYSIS DATA SHEET
PERFORMANCE CHECK
BROMOFLUOROBENZENE (BFB)

Lab Name: Pace Analytical - Indiana SDG No.: 50377912 Contract: 216 S. College Ave 24-199
 Lab File ID: B070124CAL.B\B00BFB.D BFB Injection Date: 07/01/2024
 Instrument ID: 50MV3B BFB Injection Time: 18:34

m/e	ION ABUNDANCE CRITERIA	% RELATIVE ABUNDANCE
50	15.00 - 40.00% of mass 95	23.00
75	30.00 - 60.00% of mass 95	47.62
95	Base Peak, 100.00% relative abundance	100.00
96	5.00 - 9.00% of mass 95	6.70
173	Less than 2.00% of mass 174	0.16 (0.18) ¹
174	50.00 - 100.00% of mass 95	91.21
175	5.00 - 9.00% of mass 174	7.53 (8.25) ¹
176	95.00 - 101.00% of mass 174	87.16 (95.56) ¹
177	5.00 - 9.00% of mass 176	5.61 (6.44) ²

1 - Value is % mass 174

2 - Value is % mass 176

SAMPLE NO.	LAB SAMPLE ID	LAB FILE ID	DATE ANALYZED	TIME ANALYZED
25260598CAL1	25260598CAL1	B070124CAL.B\B01CAL1.D	07/01/2024	19:04
25260599CAL2	25260599CAL2	B070124CAL.B\B02CAL2.D	07/01/2024	19:34
25260600CAL3	25260600CAL3	B070124CAL.B\B03CAL3.D	07/01/2024	20:05
25260601CAL4	25260601CAL4	B070124CAL.B\B04CAL4.D	07/01/2024	20:35
25260602CAL5	25260602CAL5	B070124CAL.B\B05CAL5.D	07/01/2024	21:06
25260603CAL6	25260603CAL6	B070124CAL.B\B06CAL6.D	07/01/2024	21:36
25260604CAL7	25260604CAL7	B070124CAL.B\B08CAL7.D	07/01/2024	22:07
25260605CAL8	25260605CAL8	B070124CAL.B\B08CAL8.D	07/01/2024	22:37
25260606ICV	25260606ICV	B070124CAL.B\B10ICV.D	07/01/2024	23:37

MSV - FORM V VOA-1
VOLATILE ORGANICS ANALYSIS DATA SHEET
PERFORMANCE CHECK
BROMOFLUOROBENZENE (BFB)

Lab Name: Pace Analytical - Indiana SDG No.: 50377912 Contract: 216 S. College Ave 24-199
 Lab File ID: B071824.B\B00BFB.D BFB Injection Date: 07/18/2024
 Instrument ID: 50MV3B BFB Injection Time: 10:42

m/e	ION ABUNDANCE CRITERIA	% RELATIVE ABUNDANCE
50	15.00 - 40.00% of mass 95	18.85
75	30.00 - 60.00% of mass 95	47.76
95	Base Peak, 100.00% relative abundance	100.00
96	5.00 - 9.00% of mass 95	6.77
173	Less than 2.00% of mass 174	0.00
174	50.00 - 100.00% of mass 95	96.30
175	5.00 - 9.00% of mass 174	7.38 (7.66) ¹
176	95.00 - 101.00% of mass 174	94.66 (98.30) ¹
177	5.00 - 9.00% of mass 176	6.02 (6.36) ²

1 - Value is % mass 174

2 - Value is % mass 176

SAMPLE NO.	LAB SAMPLE ID	LAB FILE ID	DATE ANALYZED	TIME ANALYZED
25330164CCV	25330164CCV	B071824.B\B01CCV.D	07/18/2024	11:12
3663293LCS	3663293LCS	B071824.B\B02LCS.D	07/18/2024	11:43
3663292BLANK	3663292BLANK	B071824.B\B04MB.D	07/18/2024	12:44
SP-10 11'	50377912001	B071824.B\B05.D	07/18/2024	13:14
SP-8 6'	50377912002	B071824.B\B06.D	07/18/2024	13:44
SP-8 12'	50377912003	B071824.B\B07.D	07/18/2024	14:15
SP-9 10.5'	50377912004	B071824.B\B08.D	07/18/2024	14:45
SP-7 7'	50377912006	B071824.B\B10.D	07/18/2024	15:46
SP-7 7' DUP	50377912007	B071824.B\B11.D	07/18/2024	16:16

MSV - FORM V VOA-1
VOLATILE ORGANICS ANALYSIS DATA SHEET
PERFORMANCE CHECK
BROMOFLUOROBENZENE (BFB)

Lab Name: Pace Analytical - Indiana SDG No.: 50377912 Contract: 216 S. College Ave 24-199
 Lab File ID: B071824.B\D00BFB.D BFB Injection Date 07/18/2024
 Instrument ID: 50MV3B BFB Injection Time 22:51

m/e	ION ABUNDANCE CRITERIA	% RELATIVE ABUNDANCE
50	15.00 - 40.00% of mass 95	21.13
75	30.00 - 60.00% of mass 95	48.99
95	Base Peak, 100.00% relative abundance	100.00
96	5.00 - 9.00% of mass 95	6.87
173	Less than 2.00% of mass 174	0.00
174	50.00 - 100.00% of mass 95	85.13
175	5.00 - 9.00% of mass 174	6.06 (7.12) ¹
176	95.00 - 101.00% of mass 174	82.71 (97.16) ¹
177	5.00 - 9.00% of mass 176	7.01 (8.47) ²

1 - Value is % mass 174

2 - Value is % mass 176

SAMPLE NO.	LAB SAMPLE ID	LAB FILE ID	DATE ANALYZED	TIME ANALYZED
25330165CCV	25330165CCV	B071824.B\D01CCV.D	07/18/2024	23:21
3663297LCS	3663297LCS	B071824.B\D02LCSS.D	07/18/2024	23:51
3663296BLANK	3663296BLANK	B071824.B\D04MBS.D	07/19/2024	00:52
SP-11 7'	50377912008	B071824.B\D05.D	07/19/2024	01:23
3663298MS	3663298MS	B071824.B\D06.D	07/19/2024	01:53
3663299MSD	3663299MSD	B071824.B\D07.D	07/19/2024	02:24
SP-3R 10'	50377912009	B071824.B\D08.D	07/19/2024	02:54
Trip Blank	50377912037	B071824.B\D09.D	07/19/2024	03:25

MSV - FORM VIII VOA-1
MSV INTERNAL STANDARD AREA AND RETENTION TIME SUMMARY

Lab Name: Pace Analytical - Indiana SDG No.: 50377912 Contract: 216 S. College Ave 24-199
 Sample ID : 25329355CCV Date Analyzed: 07/18/2024
 Instrument ID: 50MV3A GC Column: Col 1 Time Analyzed: 10:57
 Lab File ID: A071824.BVA01CCV.D

		AREA CBZ	RT	AREA DCB	RT	AREA FBZ	RT
12 HOUR STD		225790	6.697	98560	8.321	334880	3.059
UPPER LIMIT		451580	7.197	197120	8.821	669760	3.559
LOWER LIMIT		112895	6.197	49280	7.821	167440	2.559
LAB SAMPLE ID	SAMPLE NO.						
3663270	3663270BLANK	244795	6.697	109120	8.321	345858	3.058
3663271	3663271LCS	231592	6.697	99432	8.321	322050	3.059
50377912024	SP-7	231517	6.697	110545	8.321	329893	3.059
50377912025	SP-8	236381	6.697	104035	8.321	324329	3.058
50377912026	SP-9	249755	6.696	113293	8.321	344988	3.058
50377912028	SP-11	253201	6.697	115013	8.321	358306	3.059
50377912029	SP-11 DUP	248646	6.697	114812	8.321	352920	3.058

CBZ = Chlorobenzene-D5 (IS)

DCB = 1,4-Dichlorobenzene-d4 (IS)

FBZ = Fluorobenzene (IS)

AREA UPPER LIMIT = 200% of Internal Standard Area

AREA LOWER LIMIT = 50% of Internal Standard Area

RT UPPER LIMIT = +0.500 minutes of Internal Standard RT

RT LOWER LIMIT = -0.500 minutes of Internal Standard RT

* Values outside of QC Limits

MSV - FORM VIII VOA-1
MSV INTERNAL STANDARD AREA AND RETENTION TIME SUMMARY

Lab Name: Pace Analytical - Indiana SDG No.: 50377912 Contract: 216 S. College Ave 24-199

Sample ID : 25329356CCV Date Analyzed: 07/18/2024

Instrument ID: 50MV3A GC Column: Col 1 Time Analyzed: 23:06

Lab File ID: A071824.B\C01CCV.D

		AREA CBZ	RT	AREA DCB	RT	AREA FBZ	RT
12 HOUR STD		239723	6.697	105706	8.321	341596	3.059
UPPER LIMIT		479446	7.197	211412	8.821	683192	3.559
LOWER LIMIT		119861.5	6.197	52853	7.821	170798	2.559
LAB SAMPLE ID	SAMPLE NO.						
3663274	3663274BLANK	235467	6.697	106079	8.321	351788	3.059
3663275	3663275LCS	239723	6.697	105706	8.321	341596	3.059
3663278	3663278MS	241116	6.696	107856	8.321	349215	3.058
3663279	3663279MSD	235572	6.697	106906	8.321	343191	3.059
50377912027	SP-10	247856	6.697	113804	8.321	338324	3.059
50377912036	EB-1	244379	6.697	112734	8.321	361070	3.059
50377912038	Trip Blank	246557	6.697	113766	8.321	360217	3.059

CBZ = Chlorobenzene-D5 (IS)

DCB = 1,4-Dichlorobenzene-d4 (IS)

FBZ = Fluorobenzene (IS)

AREA UPPER LIMIT = 200% of Internal Standard Area

AREA LOWER LIMIT = 50% of Internal Standard Area

RT UPPER LIMIT = +0.500 minutes of Internal Standard RT

RT LOWER LIMIT = -0.500 minutes of Internal Standard RT

* Values outside of QC Limits

MSV - FORM VIII VOA-1
MSV INTERNAL STANDARD AREA AND RETENTION TIME SUMMARY

Lab Name: Pace Analytical - Indiana SDG No.: 50377912 Contract: 216 S. College Ave 24-199

Sample ID : 25338079CCV Date Analyzed: 07/19/2024

Instrument ID: 50MV3A GC Column: Col 1 Time Analyzed: 10:50

Lab File ID: A071924.BVA01CCV.D

		AREA CBZ	RT	AREA DCB	RT	AREA FBZ	RT
12 HOUR STD		232889	6.697	98186	8.321	328062	3.059
UPPER LIMIT		465778	7.197	196372	8.821	656124	3.559
LOWER LIMIT		116444.5	6.197	49093	7.821	164031	2.559
LAB SAMPLE ID	SAMPLE NO.						
3664195	3664195BLANK	245432	6.696	107931	8.32	357100	3.058
3664196	3664196LCS	229541	6.697	99320	8.321	324058	3.059
50377912001	SP-10 11'	227147	6.697	103464	8.321	343297	3.059
50377912005	SP-6 11'	218980	6.696	98223	8.32	346056	3.058
50377912025	SP-8	247807	6.697	114201	8.321	357432	3.058

CBZ = Chlorobenzene-D5 (IS)

DCB = 1,4-Dichlorobenzene-d4 (IS)

FBZ = Fluorobenzene (IS)

AREA UPPER LIMIT = 200% of Internal Standard Area

AREA LOWER LIMIT = 50% of Internal Standard Area

RT UPPER LIMIT = +0.500 minutes of Internal Standard RT

RT LOWER LIMIT = -0.500 minutes of Internal Standard RT

* Values outside of QC Limits

MSV - FORM VIII VOA-1
MSV INTERNAL STANDARD AREA AND RETENTION TIME SUMMARY

Lab Name: Pace Analytical - Indiana SDG No.: 50377912 Contract: 216 S. College Ave 24-199
 Sample ID : 25330164CCV Date Analyzed: 07/18/2024
 Instrument ID: 50MV3B GC Column: Col 1 Time Analyzed: 11:12
 Lab File ID: B071824.B\B01CCV.D

		AREA CBZ	RT	AREA DCB	RT	AREA FBZ	RT
12 HOUR STD		186280	6.697	107872	8.321	222850	3.069
UPPER LIMIT		372560	7.197	215744	8.821	445700	3.569
LOWER LIMIT		93140	6.197	53936	7.821	111425	2.569
LAB SAMPLE ID	SAMPLE NO.						
3663292	3663292BLANK	192186	6.697	115995	8.321	219279	3.069
3663293	3663293LCS	186147	6.702	105924	8.321	228659	3.069
50377912001	SP-10 11'	185418	6.702	110300	8.326	236928	3.069
50377912002	SP-8 6'	189464	6.696	112606	8.326	252070	3.069
50377912003	SP-8 12'	201947	6.697	114487	8.321	248735	3.069
50377912004	SP-9 10.5'	188217	6.696	113294	8.326	239832	3.069
50377912006	SP-7 7'	193207	6.702	114183	8.321	260115	3.069
50377912007	SP-7 7' DUP	185675	6.702	109616	8.326	244850	3.069

CBZ = Chlorobenzene-D5 (IS)

DCB = 1,4-Dichlorobenzene-d4 (IS)

FBZ = Fluorobenzene (IS)

AREA UPPER LIMIT = 200% of Internal Standard Area

AREA LOWER LIMIT = 50% of Internal Standard Area

RT UPPER LIMIT = +0.500 minutes of Internal Standard RT

RT LOWER LIMIT = -0.500 minutes of Internal Standard RT

* Values outside of QC Limits

MSV - FORM VIII VOA-1
MSV INTERNAL STANDARD AREA AND RETENTION TIME SUMMARY

Lab Name: Pace Analytical - Indiana SDG No.: 50377912 Contract: 216 S. College Ave 24-199

Sample ID : 25330165CCV Date Analyzed: 07/18/2024

Instrument ID: 50MV3B GC Column: Col 1 Time Analyzed: 23:21

Lab File ID: B071824.B\01CCV.D

		AREA CBZ	RT	AREA DCB	RT	AREA FBZ	RT
12 HOUR STD		202296	6.697	115729	8.321	236199	3.069
UPPER LIMIT		404592	7.197	231458	8.821	472398	3.569
LOWER LIMIT		101148	6.197	57864.5	7.821	118099.5	2.569
LAB SAMPLE ID	SAMPLE NO.						
3663296	3663296BLANK	180462	6.697	110872	8.321	212106	3.069
3663297	3663297LCS	183859	6.697	105899	8.321	225443	3.069
3663298	3663298MS	181795	6.702	103564	8.326	235400	3.069
3663299	3663299MSD	178168	6.702	97648	8.326	234587	3.069
50377912008	SP-11 7'	174662	6.702	96440	8.326	238286	3.069
50377912009	SP-3R 10'	175445	6.697	109511	8.321	210977	3.069
50377912037	Trip Blank	197021	6.697	119616	8.321	234342	3.069

CBZ = Chlorobenzene-D5 (IS)

DCB = 1,4-Dichlorobenzene-d4 (IS)

FBZ = Fluorobenzene (IS)

AREA UPPER LIMIT = 200% of Internal Standard Area

AREA LOWER LIMIT = 50% of Internal Standard Area

RT UPPER LIMIT = +0.500 minutes of Internal Standard RT

RT LOWER LIMIT = -0.500 minutes of Internal Standard RT

* Values outside of QC Limits

MSV - FORM VI VOA-1
MSV INITIAL CALIBRATION DATA

Lab Name: Pace Analytical - Indiana Instrument ID: 50MV3A GC Column: Col 1 SDG No.: 50377912
 Calibration Date(s): 07/01/2024 07/01/2024 Calibration Time(s): 18:49 22:22

LAB FILE ID

CAL1 = A070124CAL.BVA01CAL1.D CAL2 = A070124CAL.BVA02CAL2.D CAL3 = A070124CAL.BVA03CAL3.D
 CAL4 = A070124CAL.BVA04CAL4.D CAL5 = A070124CAL.BVA05CAL5.D CAL6 = A070124CAL.BVA06CAL6.D
 CAL7 = A070124CAL.BVA07CAL7.D CAL8 = A070124CAL.BVA08CAL8.D

COMPOUND	CURVE TYPE	CAL1	CAL2	CAL3	CAL4	CAL5	CAL6
Acetone	Averaged			0.05005	0.06610	0.05366	0.05375
Acrolein	Averaged		0.01990	0.01955	0.01993	0.02183	0.02259
Acrylonitrile	Averaged			0.04746	0.04984	0.05220	0.05351
Benzene	Averaged	0.73030	0.89258	0.83235	0.90416	0.90538	0.89631
Bromobenzene	Averaged		0.45050	0.47761	0.51886	0.49377	0.49144
Bromochloromethane	Averaged			0.25521	0.24792	0.24684	0.22660
Bromodichloromethane	Averaged			0.27036	0.27573	0.28162	0.29097
Bromoform	Averaged			0.35777	0.37163	0.40807	0.40703
Bromomethane	Averaged		0.11673	0.11253	0.11919	0.12736	0.14105
2-Butanone (MEK)	Averaged		0.06761	0.04733	0.06553	0.07598	0.07159
n-Butylbenzene	Averaged		2.38801	2.38516	2.57255	2.54443	2.37111
sec-Butylbenzene	Averaged		3.16421	3.16369	3.44445	3.48352	3.19893
tert-Butylbenzene	Averaged		2.24286	2.14900	2.23381	2.31241	2.12171
Carbon disulfide	Averaged			0.73091	0.79165	0.76937	0.71661
Carbon tetrachloride	Averaged			0.30643	0.33525	0.33748	0.33132
Chlorobenzene	Averaged			0.78896	0.89526	0.88485	0.84897
Chloroethane	Averaged			0.12581	0.13970	0.13166	0.15502
Chloroform	Averaged			0.42170	0.42443	0.42456	0.41945
Chloromethane	Averaged			0.31830	0.31517	0.30566	0.34733
2-Chlorotoluene	Averaged		2.23863	2.12034	2.15177	2.18961	2.06650
4-Chlorotoluene	Averaged		0.68822	0.69384	0.74561	0.72499	0.69714
Dibromochloromethane	Averaged			0.27098	0.28404	0.31198	0.28621
1,2-Dibromoethane (EDB)	Averaged	0.15975	0.21199	0.22598	0.23548	0.25651	0.24166
Dibromomethane	Averaged			0.09919	0.10889	0.11273	0.11853
1,2-Dichlorobenzene	Averaged		1.09210	1.13172	1.15960	1.21040	1.14927
1,3-Dichlorobenzene	Averaged		1.32623	1.22617	1.32903	1.33190	1.24267
1,4-Dichlorobenzene	Averaged		1.37121	1.18765	1.25275	1.28532	1.21480
trans-1,4-Dichloro-2-butene	Averaged			0.08065	0.07318	0.07732	0.07761
Dichlorodifluoromethane	Averaged			0.30040	0.32882	0.31800	0.38690
1,1-Dichloroethane	Averaged			0.45929	0.50549	0.51375	0.47841
1,2-Dichloroethane	Averaged			0.26179	0.26871	0.26703	0.26938
1,1-Dichloroethene	Averaged		0.20410	0.20311	0.21215	0.22148	0.21194
cis-1,2-Dichloroethene	Averaged		0.22994	0.23087	0.25013	0.24951	0.23952
trans-1,2-Dichloroethene	Averaged		0.21459	0.23886	0.24692	0.23482	0.23156
1,2-Dichloropropane	Averaged			0.24825	0.24945	0.25946	0.25886

The values for compounds reported as total are based on a summation of the components within the laboratory information management system.

09/30/2024 6:40

MSV - FORM VI VOA-2
MSV INITIAL CALIBRATION DATA

Lab Name: Pace Analytical - Indiana Instrument ID: 50MV3A GC Column: Col 1 SDG No.: 50377912
 Calibration Date(s): 07/01/2024 07/01/2024 Calibration Time(s): 18:49 22:22

LAB FILE ID

CAL1 = A070124CAL.BVA01CAL1.D CAL2 = A070124CAL.BVA02CAL2.D CAL3 = A070124CAL.BVA03CAL3.D
 CAL4 = A070124CAL.BVA04CAL4.D CAL5 = A070124CAL.BVA05CAL5.D CAL6 = A070124CAL.BVA06CAL6.D
 CAL7 = A070124CAL.BVA07CAL7.D CAL8 = A070124CAL.BVA08CAL8.D

COMPOUND	CURVE TYPE	CAL1	CAL2	CAL3	CAL4	CAL5	CAL6
1,3-Dichloropropane	Averaged			0.38074	0.40190	0.42642	0.40876
2,2-Dichloropropane	Averaged			0.31903	0.34016	0.34993	0.34359
1,1-Dichloropropene	Averaged			0.29818	0.32238	0.32178	0.32508
cis-1,3-Dichloropropene	Averaged		0.49727	0.44750	0.51554	0.53317	0.52378
trans-1,3-Dichloropropene	Averaged		0.35935	0.39562	0.40396	0.43258	0.43561
Ethylbenzene	Averaged		0.46711	0.41592	0.46343	0.47938	0.44764
Ethyl methacrylate	Averaged			0.26596	0.27279	0.29155	0.30454
Hexachloro-1,3-butadiene	Averaged		0.59302	0.58955	0.63685	0.63806	0.65786
n-Hexane	Averaged			0.43565	0.47792	0.47770	0.46510
2-Hexanone	Averaged			0.16126	0.17720	0.19460	0.18788
Iodomethane	Averaged			0.19375	0.22749	0.25287	0.28173
Isopropylbenzene (Cumene)	Averaged		1.37836	1.40541	1.41922	1.49607	1.39432
p-Isopropyltoluene	Averaged		2.42902	2.53622	2.77180	2.76998	2.64300
Methylene Chloride	Wt Linear			0.47040	0.33372	0.27809	0.23156
1-Methylnaphthalene	Averaged			0.73663	0.76365	0.85997	0.83691
2-Methylnaphthalene	Averaged			0.88253	0.92512	0.99110	0.99769
4-Methyl-2-pentanone (MIBK)	Averaged			0.23498	0.24978	0.27698	0.27232
Methyl-tert-butyl ether	Averaged		0.51875	0.49559	0.53420	0.53456	0.53346
Naphthalene	Averaged	1.23994	1.56682	1.57518	1.59746	1.81339	1.74933
n-Propylbenzene	Averaged		3.44630	3.50444	3.77972	3.82931	3.58931
Styrene	Averaged			0.82517	0.86841	0.90694	0.84257
1,1,1,2-Tetrachloroethane	Averaged			0.28253	0.30881	0.31288	0.30902
1,1,2,2-Tetrachloroethane	Averaged			0.55790	0.58781	0.60834	0.58947
Tetrachloroethene	Averaged		0.35617	0.35305	0.38683	0.39179	0.37432
Toluene	Averaged		1.34877	1.34320	1.40225	1.40812	1.34670
1,2,3-Trichlorobenzene	Averaged		0.80155	0.75505	0.78935	0.86697	0.84209
1,2,4-Trichlorobenzene	Averaged		0.89153	0.86899	0.90713	0.91460	0.88722
1,1,1-Trichloroethane	Averaged			0.33284	0.36946	0.37163	0.36785
1,1,2-Trichloroethane	Averaged			0.20205	0.21860	0.21723	0.21416
Trichloroethene	Averaged		0.26329	0.24134	0.24379	0.26362	0.25065
Trichlorofluoromethane	Averaged			0.34372	0.40392	0.40731	0.48022
1,2,3-Trichloropropane	Averaged			0.15366	0.13817	0.15492	0.15858
1,2,4-Trimethylbenzene	Averaged		2.31866	2.33311	2.56307	2.51772	2.34680
1,3,5-Trimethylbenzene	Averaged		2.35570	2.49801	2.53549	2.59004	2.47087
Vinyl acetate	Averaged			0.42823	0.43971	0.47643	0.50845

The values for compounds reported as total are based on a summation of the components within the laboratory information management system.

09/30/2024 6:40

MSV - FORM VI VOA-3
MSV INITIAL CALIBRATION DATA

Lab Name: Pace Analytical - Indiana Instrument ID: 50MV3A GC Column: Col 1 SDG No.: 50377912
 Calibration Date(s): 07/01/2024 07/01/2024 Calibration Time(s): 18:49 22:22

LAB FILE ID

CAL1 = A070124CAL.BVA01CAL1.D CAL2 = A070124CAL.BVA02CAL2.D CAL3 = A070124CAL.BVA03CAL3.D
 CAL4 = A070124CAL.BVA04CAL4.D CAL5 = A070124CAL.BVA05CAL5.D CAL6 = A070124CAL.BVA06CAL6.D
 CAL7 = A070124CAL.BVA07CAL7.D CAL8 = A070124CAL.BVA08CAL8.D

COMPOUND	CURVE TYPE	CAL1	CAL2	CAL3	CAL4	CAL5	CAL6
Vinyl chloride	Averaged		0.22203	0.28417	0.30266	0.27751	0.34974
m&p-Xylene	Averaged		0.63234	0.58699	0.60095	0.58879	0.55202
o-Xylene	Averaged		0.53482	0.51560	0.54687	0.55389	0.51616
4-Bromofluorobenzene (S)	Averaged	0.45095	0.44488	0.44151	0.44008	0.44670	0.43606
Dibromofluoromethane (S)	Averaged	0.27393	0.26940	0.25655	0.26529	0.26337	0.26848
Toluene-d8 (S)	Averaged	1.40263	1.39506	1.40986	1.43644	1.39776	1.37075

The values for compounds reported as total are based on a summation of the components within the laboratory information management system.

09/30/2024 6:40

MSV - FORM VI VOA-4
MSV INITIAL CALIBRATION DATA

Lab Name: Pace Analytical - Indiana Instrument ID: 50MV3A GC Column: Col 1 SDG No.: 50377912
 Calibration Date(s): 07/01/2024 07/01/2024 Calibration Time(s): 18:49 22:22

LAB FILE ID

CAL1 = A070124CAL.BVA01CAL1.D CAL2 = A070124CAL.BVA02CAL2.D CAL3 = A070124CAL.BVA03CAL3.D
 CAL4 = A070124CAL.BVA04CAL4.D CAL5 = A070124CAL.BVA05CAL5.D CAL6 = A070124CAL.BVA06CAL6.D
 CAL7 = A070124CAL.BVA07CAL7.D CAL8 = A070124CAL.BVA08CAL8.D

COMPOUND	CURVE TYPE	CAL7	CAL8
Acetone	Averaged	0.05591	0.05543
Acrolein	Averaged	0.02079	0.02021
Acrylonitrile	Averaged	0.05025	0.04858
Benzene	Averaged	0.88173	0.88899
Bromobenzene	Averaged	0.49906	0.49458
Bromochloromethane	Averaged	0.20989	0.20401
Bromodichloromethane	Averaged	0.27590	0.27769
Bromoform	Averaged	0.41004	0.40909
Bromomethane	Averaged	0.12875	0.12614
2-Butanone (MEK)	Averaged	0.07405	0.06545
n-Butylbenzene	Averaged	2.70407	2.48280
sec-Butylbenzene	Averaged	3.43212	3.26285
tert-Butylbenzene	Averaged	2.31309	2.15995
Carbon disulfide	Averaged	0.69862	0.67730
Carbon tetrachloride	Averaged	0.33085	0.33087
Chlorobenzene	Averaged	0.85014	0.83548
Chloroethane	Averaged	0.14029	0.12685
Chloroform	Averaged	0.40238	0.41332
Chloromethane	Averaged	0.33195	0.34492
2-Chlorotoluene	Averaged	2.19064	2.05211
4-Chlorotoluene	Averaged	0.71722	0.67459
Dibromochloromethane	Averaged	0.29437	0.28318
1,2-Dibromoethane (EDB)	Averaged	0.23614	0.22262
Dibromomethane	Averaged	0.11065	0.11157
1,2-Dichlorobenzene	Averaged	1.26197	1.22746
1,3-Dichlorobenzene	Averaged	1.33723	1.26496
1,4-Dichlorobenzene	Averaged	1.27264	1.23180
trans-1,4-Dichloro-2-butene	Averaged	0.07631	0.07341
Dichlorodifluoromethane	Averaged	0.38063	0.38026
1,1-Dichloroethane	Averaged	0.47094	0.47016
1,2-Dichloroethane	Averaged	0.26337	0.26247
1,1-Dichloroethene	Averaged	0.21182	0.18903
cis-1,2-Dichloroethene	Averaged	0.24280	0.24329
trans-1,2-Dichloroethene	Averaged	0.23625	0.22953
1,2-Dichloropropane	Averaged	0.24326	0.23916

The values for compounds reported as total are based on a summation of the components within the laboratory information management system.

MSV - FORM VI VOA-5
MSV INITIAL CALIBRATION DATA

Lab Name: Pace Analytical - Indiana Instrument ID: 50MV3A GC Column: Col 1 SDG No.: 50377912
 Calibration Date(s): 07/01/2024 07/01/2024 Calibration Time(s): 18:49 22:22

LAB FILE ID

CAL1 = A070124CAL.BVA01CAL1.D CAL2 = A070124CAL.BVA02CAL2.D CAL3 = A070124CAL.BVA03CAL3.D
 CAL4 = A070124CAL.BVA04CAL4.D CAL5 = A070124CAL.BVA05CAL5.D CAL6 = A070124CAL.BVA06CAL6.D
 CAL7 = A070124CAL.BVA07CAL7.D CAL8 = A070124CAL.BVA08CAL8.D

COMPOUND	CURVE TYPE	CAL7	CAL8
1,3-Dichloropropane	Averaged	0.39964	0.37333
2,2-Dichloropropane	Averaged	0.35269	0.35522
1,1-Dichloropropene	Averaged	0.31676	0.30847
cis-1,3-Dichloropropene	Averaged	0.51816	0.50126
trans-1,3-Dichloropropene	Averaged	0.43775	0.41985
Ethylbenzene	Averaged	0.45103	0.41983
Ethyl methacrylate	Averaged	0.30163	0.29148
Hexachloro-1,3-butadiene	Averaged	0.74985	0.69626
n-Hexane	Averaged	0.48595	0.47691
2-Hexanone	Averaged	0.19745	0.18817
Iodomethane	Averaged	0.29425	0.28841
Isopropylbenzene (Cumene)	Averaged	1.41524	1.31281
p-Isopropyltoluene	Averaged	2.74889	2.57852
Methylene Chloride	Wt Linear	0.20837	0.21102
1-Methylnaphthalene	Averaged	0.89937	0.84695
2-Methylnaphthalene	Averaged	1.06584	1.00098
4-Methyl-2-pentanone (MIBK)	Averaged	0.27184	0.25013
Methyl-tert-butyl ether	Averaged	0.53039	0.53533
Naphthalene	Averaged	1.94982	1.86019
n-Propylbenzene	Averaged	3.71028	3.47226
Styrene	Averaged	0.87042	0.82937
1,1,1,2-Tetrachloroethane	Averaged	0.30661	0.28613
1,1,2,2-Tetrachloroethane	Averaged	0.59833	0.58796
Tetrachloroethene	Averaged	0.39178	0.36627
Toluene	Averaged	1.42326	1.34404
1,2,3-Trichlorobenzene	Averaged	0.92764	0.82968
1,2,4-Trichlorobenzene	Averaged	1.03178	0.93362
1,1,1-Trichloroethane	Averaged	0.37507	0.37701
1,1,2-Trichloroethane	Averaged	0.21395	0.20139
Trichloroethene	Averaged	0.24595	0.24564
Trichlorofluoromethane	Averaged	0.40776	0.34654
1,2,3-Trichloropropane	Averaged	0.14991	0.14884
1,2,4-Trimethylbenzene	Averaged	2.56219	2.38709
1,3,5-Trimethylbenzene	Averaged	2.51309	2.32419
Vinyl acetate	Averaged	0.49562	0.48005

The values for compounds reported as total are based on a summation of the components within the laboratory information management system.

MSV - FORM VI VOA-6
MSV INITIAL CALIBRATION DATA

Lab Name: Pace Analytical - Indiana Instrument ID: 50MV3A GC Column: Col 1 SDG No.: 50377912
Calibration Date(s): 07/01/2024 07/01/2024 Calibration Time(s): 18:49 22:22

LAB FILE ID

CAL1 = A070124CAL.BVA01CAL1.D CAL2 = A070124CAL.BVA02CAL2.D CAL3 = A070124CAL.BVA03CAL3.D
CAL4 = A070124CAL.BVA04CAL4.D CAL5 = A070124CAL.BVA05CAL5.D CAL6 = A070124CAL.BVA06CAL6.D
CAL7 = A070124CAL.BVA07CAL7.D CAL8 = A070124CAL.BVA08CAL8.D

COMPOUND	CURVE TYPE	CAL7	CAL8
Vinyl chloride	Averaged	0.33260	0.33736
m&p-Xylene	Averaged	0.54936	0.51240
o-Xylene	Averaged	0.51326	0.50489
4-Bromofluorobenzene (S)	Averaged	0.43438	0.43840
Dibromofluoromethane (S)	Averaged	0.25392	0.25762
Toluene-d8 (S)	Averaged	1.38164	1.32169

The values for compounds reported as total are based on a summation of the components within the laboratory information management system.

09/30/2024 6:40

MSV - FORM VI VOA-7
MSV INITIAL CALIBRATION DATA

Lab Name: Pace Analytical - Indiana Instrument ID: 50MV3A GC Column: Col 1 SDG No.: 50377912
 Calibration Date(s): 07/01/2024 07/01/2024 Calibration Time(s): 18:49 22:22

LAB FILE ID

CAL1 = A070124CAL.BVA01CAL1.D CAL2 = A070124CAL.BVA02CAL2.D CAL3 = A070124CAL.BVA03CAL3.D
 CAL4 = A070124CAL.BVA04CAL4.D CAL5 = A070124CAL.BVA05CAL5.D CAL6 = A070124CAL.BVA06CAL6.D
 CAL7 = A070124CAL.BVA07CAL7.D CAL8 = A070124CAL.BVA08CAL8.D

COMPOUND	CURVE TYPE	%RSD	R2	A1	A2	A3
Acetone	Averaged	9.75515			0.05582	
Acrolein	Averaged	5.44938			0.02069	
Acrylonitrile	Averaged	4.45838			0.05031	
Benzene	Averaged	6.89050			0.86647	
Bromobenzene	Averaged	4.30517			0.48940	
Bromochloromethane	Averaged	9.28249			0.23174	
Bromodichloromethane	Averaged	2.51865			0.27871	
Bromoform	Averaged	5.86141			0.39394	
Bromomethane	Averaged	7.58103			0.12454	
2-Butanone (MEK)	Averaged	14.24403			0.06679	
n-Butylbenzene	Averaged	4.94454			2.49259	
sec-Butylbenzene	Averaged	4.28095			3.30711	
tert-Butylbenzene	Averaged	3.50141			2.21898	
Carbon disulfide	Averaged	5.89868			0.73074	
Carbon tetrachloride	Averaged	3.42104			0.32870	
Chlorobenzene	Averaged	4.46101			0.85061	
Chloroethane	Averaged	8.01246			0.13655	
Chloroform	Averaged	2.04637			0.41764	
Chloromethane	Averaged	5.16772			0.32722	
2-Chlorotoluene	Averaged	3.20179			2.14423	
4-Chlorotoluene	Averaged	3.46230			0.70594	
Dibromochloromethane	Averaged	4.76987			0.28846	
1,2-Dibromoethane (EDB)	Averaged	13.00200			0.22377	
Dibromomethane	Averaged	5.74857			0.11026	
1,2-Dichlorobenzene	Averaged	5.05482			1.17607	
1,3-Dichlorobenzene	Averaged	3.68595			1.29403	
1,4-Dichlorobenzene	Averaged	4.72991			1.25945	
trans-1,4-Dichloro-2-butene	Averaged	3.68700			0.07641	
Dichlorodifluoromethane	Averaged	10.82482			0.34917	
1,1-Dichloroethane	Averaged	4.48407			0.48301	
1,2-Dichloroethane	Averaged	1.25171			0.26546	
1,1-Dichloroethene	Averaged	4.92361			0.20766	
cis-1,2-Dichloroethene	Averaged	3.35270			0.24087	
trans-1,2-Dichloroethene	Averaged	4.26827			0.23322	
1,2-Dichloropropane	Averaged	3.27122			0.24974	

The values for compounds reported as total are based on a summation of the components within the laboratory information management system.

MSV - FORM VI VOA-8
MSV INITIAL CALIBRATION DATA

Lab Name: Pace Analytical - Indiana Instrument ID: 50MV3A GC Column: Col 1 SDG No.: 50377912
 Calibration Date(s): 07/01/2024 07/01/2024 Calibration Time(s): 18:49 22:22

LAB FILE ID

CAL1 = A070124CAL.BVA01CAL1.D CAL2 = A070124CAL.BVA02CAL2.D CAL3 = A070124CAL.BVA03CAL3.D
 CAL4 = A070124CAL.BVA04CAL4.D CAL5 = A070124CAL.BVA05CAL5.D CAL6 = A070124CAL.BVA06CAL6.D
 CAL7 = A070124CAL.BVA07CAL7.D CAL8 = A070124CAL.BVA08CAL8.D

COMPOUND	CURVE TYPE	%RSD	R2	A1	A2	A3
1,3-Dichloropropane	Averaged	4.82233			0.39846	
2,2-Dichloropropane	Averaged	3.84708			0.34344	
1,1-Dichloropropene	Averaged	3.26265			0.31544	
cis-1,3-Dichloropropene	Averaged	5.60399			0.50524	
trans-1,3-Dichloropropene	Averaged	6.87030			0.41210	
Ethylbenzene	Averaged	5.30764			0.44919	
Ethyl methacrylate	Averaged	5.38163			0.28799	
Hexachloro-1,3-butadiene	Averaged	8.71902			0.65163	
n-Hexane	Averaged	3.84001			0.46987	
2-Hexanone	Averaged	7.22614			0.18443	
Iodomethane	Averaged	15.47432			0.25642	
Isopropylbenzene (Cumene)	Averaged	3.89249			1.40306	
p-Isopropyltoluene	Averaged	5.01625			2.63963	
Methylene Chloride	Wt Linear		0.99966	0.02664760	0.20448	
1-Methylnaphthalene	Averaged	7.47049			0.82392	
2-Methylnaphthalene	Averaged	6.58598			0.97721	
4-Methyl-2-pentanone (MIBK)	Averaged	6.46453			0.25934	
Methyl-tert-butyl ether	Averaged	2.77657			0.52604	
Naphthalene	Averaged	13.41987			1.66902	
n-Propylbenzene	Averaged	4.27733			3.61880	
Styrene	Averaged	3.61049			0.85715	
1,1,1,2-Tetrachloroethane	Averaged	4.35790			0.30100	
1,1,2,2-Tetrachloroethane	Averaged	2.87274			0.58830	
Tetrachloroethene	Averaged	4.38083			0.37432	
Toluene	Averaged	2.59346			1.37376	
1,2,3-Trichlorobenzene	Averaged	6.79961			0.83033	
1,2,4-Trichlorobenzene	Averaged	5.85120			0.91927	
1,1,1-Trichloroethane	Averaged	4.49303			0.36564	
1,1,2-Trichloroethane	Averaged	3.58935			0.21123	
Trichloroethene	Averaged	3.67415			0.25061	
Trichlorofluoromethane	Averaged	12.59062			0.39825	
1,2,3-Trichloropropane	Averaged	4.69003			0.15068	
1,2,4-Trimethylbenzene	Averaged	4.54583			2.43266	
1,3,5-Trimethylbenzene	Averaged	3.90017			2.46962	
Vinyl acetate	Averaged	6.65898			0.47142	

The values for compounds reported as total are based on a summation of the components within the laboratory information management system.

MSV - FORM VI VOA-9
MSV INITIAL CALIBRATION DATA

Lab Name: Pace Analytical - Indiana Instrument ID: 50MV3A GC Column: Col 1 SDG No.: 50377912
 Calibration Date(s): 07/01/2024 07/01/2024 Calibration Time(s): 18:49 22:22

LAB FILE ID

CAL1 = A070124CAL.BVA01CAL1.D CAL2 = A070124CAL.BVA02CAL2.D CAL3 = A070124CAL.BVA03CAL3.D
 CAL4 = A070124CAL.BVA04CAL4.D CAL5 = A070124CAL.BVA05CAL5.D CAL6 = A070124CAL.BVA06CAL6.D
 CAL7 = A070124CAL.BVA07CAL7.D CAL8 = A070124CAL.BVA08CAL8.D

COMPOUND	CURVE TYPE	%RSD	R2	A1	A2	A3
Vinyl chloride	Averaged	14.72093			0.30087	
m&p-Xylene	Averaged	6.88686			0.57469	
o-Xylene	Averaged	3.55570			0.52650	
4-Bromofluorobenzene (S)	Averaged	1.26870			0.44162	
Dibromofluoromethane (S)	Averaged	2.66838			0.26357	
Toluene-d8 (S)	Averaged	2.41780			1.38948	

The values for compounds reported as total are based on a summation of the components within the laboratory information management system.

09/30/2024 6:40

MSV - FORM VI VOA-1
MSV INITIAL CALIBRATION DATA

Lab Name: Pace Analytical - Indiana Instrument ID: 50MV3B GC Column: Col 1 SDG No.: 50377912
 Calibration Date(s): 07/01/2024 07/01/2024 Calibration Time(s): 19:04 22:37

LAB FILE ID

CAL1 = B070124CAL.B\B01CAL1.D CAL2 = B070124CAL.B\B02CAL2.D CAL3 = B070124CAL.B\B03CAL3.D
 CAL4 = B070124CAL.B\B04CAL4.D CAL5 = B070124CAL.B\B05CAL5.D CAL6 = B070124CAL.B\B06CAL6.D
 CAL7 = B070124CAL.B\B08CAL7.D CAL8 = B070124CAL.B\B08CAL8.D

COMPOUND	CURVE TYPE	CAL1	CAL2	CAL3	CAL4	CAL5	CAL6
Acetone	Averaged			0.04677	0.05435	0.05556	0.05930
Acrolein	Averaged		0.02886	0.02755	0.02594	0.02691	0.02729
Acrylonitrile	Averaged			0.06234	0.06054	0.06739	0.06257
Benzene	Averaged	0.99293	0.87406	0.88648	0.96420	0.95881	0.94823
Bromobenzene	Averaged		0.61528	0.64525	0.59936	0.60307	0.59754
Bromochloromethane	Averaged			0.27054	0.27806	0.28036	0.25439
Bromodichloromethane	Averaged			0.28094	0.28490	0.29408	0.30753
Bromoform	Averaged			0.30263	0.32284	0.34482	0.37325
Bromomethane	Averaged			0.16134	0.15001	0.15727	0.16935
2-Butanone (MEK)	Averaged			0.06653	0.06502	0.07746	0.07186
n-Butylbenzene	Averaged		2.38047	2.36606	2.49798	2.49871	2.55213
sec-Butylbenzene	Averaged		2.91207	3.00530	3.15656	3.31990	3.45627
tert-Butylbenzene	Averaged		1.90342	2.05884	2.00843	2.06801	2.23059
Carbon disulfide	Averaged			0.87862	0.86488	0.83139	0.78329
Carbon tetrachloride	Averaged			0.34462	0.32981	0.35342	0.35138
Chlorobenzene	Averaged			0.82893	0.86159	0.86753	0.86767
Chloroethane	Averaged			0.17442	0.17506	0.16104	0.18254
Chloroform	Averaged			0.42153	0.46393	0.46395	0.43641
Chloromethane	Averaged			0.48723	0.49720	0.47811	0.52080
2-Chlorotoluene	Averaged		1.94385	1.98397	2.02075	2.07775	2.08304
4-Chlorotoluene	Averaged		0.63376	0.65159	0.64451	0.69497	0.67955
Dibromochloromethane	Averaged			0.27460	0.27040	0.28523	0.29147
1,2-Dibromoethane (EDB)	Averaged	0.16753	0.21659	0.20955	0.21403	0.24149	0.24683
Dibromomethane	Averaged			0.11587	0.12449	0.13552	0.12985
1,2-Dichlorobenzene	Averaged		1.15339	1.20342	1.16880	1.20350	1.22820
1,3-Dichlorobenzene	Averaged		1.37661	1.28767	1.29947	1.28899	1.34719
1,4-Dichlorobenzene	Averaged		1.39359	1.23540	1.26990	1.30048	1.27695
trans-1,4-Dichloro-2-butene	Averaged			0.07164	0.08493	0.08450	0.09252
Dichlorodifluoromethane	Averaged			0.39374	0.42418	0.38627	0.43408
1,1-Dichloroethane	Averaged			0.54923	0.55956	0.54218	0.52171
1,2-Dichloroethane	Averaged			0.27006	0.30690	0.29996	0.29082
1,1-Dichloroethene	Averaged			0.21774	0.21512	0.23028	0.22175
cis-1,2-Dichloroethene	Averaged		0.23811	0.25583	0.26085	0.26524	0.25185
trans-1,2-Dichloroethene	Averaged			0.23063	0.25679	0.25238	0.23605
1,2-Dichloropropane	Averaged			0.27232	0.27313	0.27082	0.28821

The values for compounds reported as total are based on a summation of the components within the laboratory information management system.

09/30/2024 6:40

MSV - FORM VI VOA-2
MSV INITIAL CALIBRATION DATA

Lab Name: Pace Analytical - Indiana Instrument ID: 50MV3B GC Column: Col 1 SDG No.: 50377912
 Calibration Date(s): 07/01/2024 07/01/2024 Calibration Time(s): 19:04 22:37

LAB FILE ID

CAL1 = B070124CAL.B\B01CAL1.D CAL2 = B070124CAL.B\B02CAL2.D CAL3 = B070124CAL.B\B03CAL3.D
 CAL4 = B070124CAL.B\B04CAL4.D CAL5 = B070124CAL.B\B05CAL5.D CAL6 = B070124CAL.B\B06CAL6.D
 CAL7 = B070124CAL.B\B08CAL7.D CAL8 = B070124CAL.B\B08CAL8.D

COMPOUND	CURVE TYPE	CAL1	CAL2	CAL3	CAL4	CAL5	CAL6
1,3-Dichloropropane	Averaged			0.35231	0.36196	0.39178	0.39118
2,2-Dichloropropane	Averaged			0.35545	0.34810	0.37522	0.36801
1,1-Dichloropropene	Averaged			0.30284	0.33341	0.33277	0.32892
cis-1,3-Dichloropropene	Averaged		0.40092	0.41578	0.40974	0.45448	0.46714
trans-1,3-Dichloropropene	Averaged		0.31381	0.32662	0.36723	0.41414	0.38581
Ethylbenzene	Averaged		0.43809	0.44562	0.50152	0.48516	0.48696
Ethyl methacrylate	Averaged			0.21440	0.20511	0.24483	0.26373
Hexachloro-1,3-butadiene	Averaged			0.59884	0.60922	0.62867	0.68272
n-Hexane	Averaged			0.42867	0.41377	0.42404	0.48419
2-Hexanone	Averaged			0.15861	0.14420	0.16850	0.18603
Iodomethane	Averaged			0.22833	0.27929	0.30527	0.33985
Isopropylbenzene (Cumene)	Averaged		1.65780	1.60935	1.71637	1.67988	1.64727
p-Isopropyltoluene	Averaged		2.68575	2.58396	2.66456	2.75226	2.77076
Methylene Chloride	Wt Linear			0.56898	0.41333	0.34231	0.27257
1-Methylnaphthalene	Averaged		0.53184	0.55145	0.58334	0.57097	0.61179
2-Methylnaphthalene	Averaged		0.71103	0.73823	0.70202	0.73015	0.76029
4-Methyl-2-pentanone (MIBK)	Averaged			0.20595	0.20335	0.23510	0.23479
Methyl-tert-butyl ether	Averaged		0.47331	0.46988	0.51302	0.50402	0.52531
Naphthalene	Averaged	1.43718	1.56322	1.54712	1.63825	1.67684	1.73717
n-Propylbenzene	Averaged		3.26735	3.29845	3.41336	3.42092	3.52247
Styrene	Averaged			0.99581	0.97493	1.01060	1.00775
1,1,1,2-Tetrachloroethane	Averaged			0.29159	0.29368	0.32080	0.33197
1,1,2,2-Tetrachloroethane	Averaged			0.48999	0.52907	0.53294	0.57398
Tetrachloroethene	Averaged		0.32853	0.34647	0.34782	0.35654	0.37427
Toluene	Averaged		1.28081	1.23164	1.25771	1.25731	1.27638
1,2,3-Trichlorobenzene	Averaged		0.77993	0.77615	0.77129	0.76485	0.78138
1,2,4-Trichlorobenzene	Averaged		0.85051	0.80104	0.84300	0.85729	0.86501
1,1,1-Trichloroethane	Averaged			0.36762	0.39884	0.39247	0.39375
1,1,2-Trichloroethane	Averaged			0.17873	0.19434	0.20048	0.20416
Trichloroethene	Averaged		0.21203	0.23686	0.26621	0.26480	0.27298
Trichlorofluoromethane	Averaged			0.41310	0.40755	0.40570	0.47155
1,2,3-Trichloropropane	Averaged			0.13288	0.11933	0.14447	0.13904
1,2,4-Trimethylbenzene	Averaged		2.27616	2.32107	2.39220	2.41493	2.55444
1,3,5-Trimethylbenzene	Averaged		2.18525	2.27454	2.34060	2.39191	2.47659
Vinyl acetate	Averaged			0.38437	0.42733	0.45836	0.46658

The values for compounds reported as total are based on a summation of the components within the laboratory information management system.

09/30/2024 6:40

MSV - FORM VI VOA-3
MSV INITIAL CALIBRATION DATA

Lab Name: Pace Analytical - Indiana Instrument ID: 50MV3B GC Column: Col 1 SDG No.: 50377912
 Calibration Date(s): 07/01/2024 07/01/2024 Calibration Time(s): 19:04 22:37

LAB FILE ID

CAL1 = B070124CAL.B\B01CAL1.D CAL2 = B070124CAL.B\B02CAL2.D CAL3 = B070124CAL.B\B03CAL3.D
 CAL4 = B070124CAL.B\B04CAL4.D CAL5 = B070124CAL.B\B05CAL5.D CAL6 = B070124CAL.B\B06CAL6.D
 CAL7 = B070124CAL.B\B08CAL7.D CAL8 = B070124CAL.B\B08CAL8.D

COMPOUND	CURVE TYPE	CAL1	CAL2	CAL3	CAL4	CAL5	CAL6
Vinyl chloride	Averaged		0.28182	0.35943	0.35874	0.35361	0.40059
m&p-Xylene	Averaged		0.68218	0.63550	0.63570	0.61073	0.59664
o-Xylene	Averaged		0.52014	0.61967	0.56773	0.59299	0.58619
4-Bromofluorobenzene (S)	Averaged	0.51374	0.52944	0.54142	0.51784	0.52063	0.51662
Dibromofluoromethane (S)	Averaged	0.27633	0.28141	0.28013	0.28546	0.27019	0.27765
Toluene-d8 (S)	Averaged	1.16404	1.20519	1.24961	1.23031	1.26984	1.21556

The values for compounds reported as total are based on a summation of the components within the laboratory information management system.

09/30/2024 6:40

MSV - FORM VI VOA-4
MSV INITIAL CALIBRATION DATA

Lab Name: Pace Analytical - Indiana Instrument ID: 50MV3B GC Column: Col 1 SDG No.: 50377912
 Calibration Date(s): 07/01/2024 07/01/2024 Calibration Time(s): 19:04 22:37

LAB FILE ID

CAL1 = B070124CAL.B\B01CAL1.D CAL2 = B070124CAL.B\B02CAL2.D CAL3 = B070124CAL.B\B03CAL3.D
 CAL4 = B070124CAL.B\B04CAL4.D CAL5 = B070124CAL.B\B05CAL5.D CAL6 = B070124CAL.B\B06CAL6.D
 CAL7 = B070124CAL.B\B08CAL7.D CAL8 = B070124CAL.B\B08CAL8.D

COMPOUND	CURVE TYPE	CAL7	CAL8
Acetone	Averaged	0.04929	0.04739
Acrolein	Averaged	0.02523	0.02517
Acrylonitrile	Averaged	0.05954	0.06015
Benzene	Averaged	0.94513	0.91798
Bromobenzene	Averaged	0.59680	0.54602
Bromochloromethane	Averaged	0.24024	0.22284
Bromodichloromethane	Averaged	0.31025	0.31185
Bromoform	Averaged	0.38924	0.41474
Bromomethane	Averaged	0.16442	0.14205
2-Butanone (MEK)	Averaged	0.07719	0.06438
n-Butylbenzene	Averaged	2.65802	2.54027
sec-Butylbenzene	Averaged	3.41451	3.18490
tert-Butylbenzene	Averaged	2.22783	2.11572
Carbon disulfide	Averaged	0.76629	0.69642
Carbon tetrachloride	Averaged	0.36082	0.33095
Chlorobenzene	Averaged	0.90143	0.84754
Chloroethane	Averaged	0.16010	0.14163
Chloroform	Averaged	0.42702	0.42971
Chloromethane	Averaged	0.47886	0.46085
2-Chlorotoluene	Averaged	2.10496	2.07660
4-Chlorotoluene	Averaged	0.70656	0.66852
Dibromochloromethane	Averaged	0.30138	0.29765
1,2-Dibromoethane (EDB)	Averaged	0.24469	0.23831
Dibromomethane	Averaged	0.12851	0.12814
1,2-Dichlorobenzene	Averaged	1.23944	1.26129
1,3-Dichlorobenzene	Averaged	1.29565	1.25815
1,4-Dichlorobenzene	Averaged	1.28951	1.24256
trans-1,4-Dichloro-2-butene	Averaged	0.08824	0.08067
Dichlorodifluoromethane	Averaged	0.43058	0.39592
1,1-Dichloroethane	Averaged	0.49846	0.47485
1,2-Dichloroethane	Averaged	0.27879	0.27670
1,1-Dichloroethene	Averaged	0.22108	0.20554
cis-1,2-Dichloroethene	Averaged	0.25913	0.24396
trans-1,2-Dichloroethene	Averaged	0.23629	0.22396
1,2-Dichloropropane	Averaged	0.26447	0.26901

The values for compounds reported as total are based on a summation of the components within the laboratory information management system.

MSV - FORM VI VOA-5
MSV INITIAL CALIBRATION DATA

Lab Name: Pace Analytical - Indiana Instrument ID: 50MV3B GC Column: Col 1 SDG No.: 50377912
 Calibration Date(s): 07/01/2024 07/01/2024 Calibration Time(s): 19:04 22:37

LAB FILE ID

CAL1 = B070124CAL.B\B01CAL1.D CAL2 = B070124CAL.B\B02CAL2.D CAL3 = B070124CAL.B\B03CAL3.D
 CAL4 = B070124CAL.B\B04CAL4.D CAL5 = B070124CAL.B\B05CAL5.D CAL6 = B070124CAL.B\B06CAL6.D
 CAL7 = B070124CAL.B\B08CAL7.D CAL8 = B070124CAL.B\B08CAL8.D

COMPOUND	CURVE TYPE	CAL7	CAL8
1,3-Dichloropropane	Averaged	0.39089	0.37462
2,2-Dichloropropane	Averaged	0.37608	0.34976
1,1-Dichloropropene	Averaged	0.34318	0.31114
cis-1,3-Dichloropropene	Averaged	0.48353	0.45752
trans-1,3-Dichloropropene	Averaged	0.42067	0.40365
Ethylbenzene	Averaged	0.48577	0.43941
Ethyl methacrylate	Averaged	0.24952	0.26065
Hexachloro-1,3-butadiene	Averaged	0.71338	0.68293
n-Hexane	Averaged	0.47880	0.46114
2-Hexanone	Averaged	0.16279	0.16113
Iodomethane	Averaged	0.35574	0.33818
Isopropylbenzene (Cumene)	Averaged	1.67476	1.48230
p-Isopropyltoluene	Averaged	2.74941	2.57418
Methylene Chloride	Wt Linear	0.24529	0.22576
1-Methylnaphthalene	Averaged	0.53256	0.49960
2-Methylnaphthalene	Averaged	0.69974	0.66864
4-Methyl-2-pentanone (MIBK)	Averaged	0.23111	0.23250
Methyl-tert-butyl ether	Averaged	0.49951	0.51794
Naphthalene	Averaged	1.72633	1.73836
n-Propylbenzene	Averaged	3.58605	3.37494
Styrene	Averaged	0.97974	0.91187
1,1,1,2-Tetrachloroethane	Averaged	0.33284	0.31497
1,1,2,2-Tetrachloroethane	Averaged	0.56105	0.58446
Tetrachloroethene	Averaged	0.38203	0.35105
Toluene	Averaged	1.31081	1.23620
1,2,3-Trichlorobenzene	Averaged	0.78368	0.80906
1,2,4-Trichlorobenzene	Averaged	0.91966	0.92357
1,1,1-Trichloroethane	Averaged	0.39771	0.37158
1,1,2-Trichloroethane	Averaged	0.20446	0.19778
Trichloroethene	Averaged	0.26277	0.26417
Trichlorofluoromethane	Averaged	0.44700	0.39172
1,2,3-Trichloropropane	Averaged	0.14226	0.14596
1,2,4-Trimethylbenzene	Averaged	2.52475	2.39393
1,3,5-Trimethylbenzene	Averaged	2.51443	2.31570
Vinyl acetate	Averaged	0.44850	0.47280

The values for compounds reported as total are based on a summation of the components within the laboratory information management system.

MSV - FORM VI VOA-6
MSV INITIAL CALIBRATION DATA

Lab Name: Pace Analytical - Indiana Instrument ID: 50MV3B GC Column: Col 1 SDG No.: 50377912
 Calibration Date(s): 07/01/2024 07/01/2024 Calibration Time(s): 19:04 22:37

LAB FILE ID

CAL1 = B070124CAL.B\B01CAL1.D CAL2 = B070124CAL.B\B02CAL2.D CAL3 = B070124CAL.B\B03CAL3.D
 CAL4 = B070124CAL.B\B04CAL4.D CAL5 = B070124CAL.B\B05CAL5.D CAL6 = B070124CAL.B\B06CAL6.D
 CAL7 = B070124CAL.B\B08CAL7.D CAL8 = B070124CAL.B\B08CAL8.D

COMPOUND	CURVE TYPE	CAL7	CAL8
Vinyl chloride	Averaged	0.37964	0.35725
m&p-Xylene	Averaged	0.61176	0.54482
o-Xylene	Averaged	0.58503	0.54243
4-Bromofluorobenzene (S)	Averaged	0.50175	0.47137
Dibromofluoromethane (S)	Averaged	0.26578	0.26084
Toluene-d8 (S)	Averaged	1.26113	1.18772

The values for compounds reported as total are based on a summation of the components within the laboratory information management system.

09/30/2024 6:40

MSV - FORM VI VOA-7
MSV INITIAL CALIBRATION DATA

Lab Name: Pace Analytical - Indiana Instrument ID: 50MV3B GC Column: Col 1 SDG No.: 50377912
 Calibration Date(s): 07/01/2024 07/01/2024 Calibration Time(s): 19:04 22:37

LAB FILE ID

CAL1 = B070124CAL.B\B01CAL1.D CAL2 = B070124CAL.B\B02CAL2.D CAL3 = B070124CAL.B\B03CAL3.D
 CAL4 = B070124CAL.B\B04CAL4.D CAL5 = B070124CAL.B\B05CAL5.D CAL6 = B070124CAL.B\B06CAL6.D
 CAL7 = B070124CAL.B\B08CAL7.D CAL8 = B070124CAL.B\B08CAL8.D

COMPOUND	CURVE TYPE	%RSD	R2	A1	A2	A3
Acetone	Averaged	9.68444			0.05211	
Acrolein	Averaged	5.03640			0.02671	
Acrylonitrile	Averaged	4.61415			0.06209	
Benzene	Averaged	4.31215			0.93598	
Bromobenzene	Averaged	4.91192			0.60047	
Bromochloromethane	Averaged	8.88840			0.25774	
Bromodichloromethane	Averaged	4.52359			0.29826	
Bromoform	Averaged	11.79051			0.35792	
Bromomethane	Averaged	6.33868			0.15741	
2-Butanone (MEK)	Averaged	8.48317			0.07041	
n-Butylbenzene	Averaged	4.05227			2.49909	
sec-Butylbenzene	Averaged	6.34747			3.20707	
tert-Butylbenzene	Averaged	5.61043			2.08755	
Carbon disulfide	Averaged	8.52306			0.80348	
Carbon tetrachloride	Averaged	3.64157			0.34517	
Chlorobenzene	Averaged	2.80163			0.86245	
Chloroethane	Averaged	8.86330			0.16580	
Chloroform	Averaged	4.27581			0.44042	
Chloromethane	Averaged	4.18138			0.48717	
2-Chlorotoluene	Averaged	2.93708			2.04156	
4-Chlorotoluene	Averaged	4.02301			0.66849	
Dibromochloromethane	Averaged	4.33442			0.28679	
1,2-Dibromoethane (EDB)	Averaged	12.00664			0.22238	
Dibromomethane	Averaged	5.15572			0.12706	
1,2-Dichlorobenzene	Averaged	3.16870			1.20829	
1,3-Dichlorobenzene	Averaged	3.07914			1.30768	
1,4-Dichlorobenzene	Averaged	4.08494			1.28691	
trans-1,4-Dichloro-2-butene	Averaged	8.52917			0.08375	
Dichlorodifluoromethane	Averaged	5.13656			0.41080	
1,1-Dichloroethane	Averaged	6.21146			0.52433	
1,2-Dichloroethane	Averaged	5.01800			0.28720	
1,1-Dichloroethene	Averaged	3.75007			0.21858	
cis-1,2-Dichloroethene	Averaged	3.80952			0.25357	
trans-1,2-Dichloroethene	Averaged	5.30848			0.23935	
1,2-Dichloropropane	Averaged	2.95481			0.27299	

The values for compounds reported as total are based on a summation of the components within the laboratory information management system.

MSV - FORM VI VOA-8
MSV INITIAL CALIBRATION DATA

Lab Name: Pace Analytical - Indiana Instrument ID: 50MV3B GC Column: Col 1 SDG No.: 50377912
 Calibration Date(s): 07/01/2024 07/01/2024 Calibration Time(s): 19:04 22:37

LAB FILE ID

CAL1 = B070124CAL.B\B01CAL1.D CAL2 = B070124CAL.B\B02CAL2.D CAL3 = B070124CAL.B\B03CAL3.D
 CAL4 = B070124CAL.B\B04CAL4.D CAL5 = B070124CAL.B\B05CAL5.D CAL6 = B070124CAL.B\B06CAL6.D
 CAL7 = B070124CAL.B\B08CAL7.D CAL8 = B070124CAL.B\B08CAL8.D

COMPOUND	CURVE TYPE	%RSD	R2	A1	A2	A3
1,3-Dichloropropane	Averaged	4.52130			0.37712	
2,2-Dichloropropane	Averaged	3.48222			0.36210	
1,1-Dichloropropene	Averaged	4.67997			0.32538	
cis-1,3-Dichloropropene	Averaged	7.26399			0.44130	
trans-1,3-Dichloropropene	Averaged	11.22851			0.37599	
Ethylbenzene	Averaged	5.70911			0.46893	
Ethyl methacrylate	Averaged	10.17799			0.23971	
Hexachloro-1,3-butadiene	Averaged	7.14326			0.65263	
n-Hexane	Averaged	6.72636			0.44844	
2-Hexanone	Averaged	8.36178			0.16354	
Iodomethane	Averaged	15.50329			0.30778	
Isopropylbenzene (Cumene)	Averaged	4.64792			1.63825	
p-Isopropyltoluene	Averaged	3.00144			2.68298	
Methylene Chloride	Wt Linear		0.99827	0.03761560	0.22559	
1-Methylnaphthalene	Averaged	6.74895			0.55451	
2-Methylnaphthalene	Averaged	4.18479			0.71573	
4-Methyl-2-pentanone (MIBK)	Averaged	6.67185			0.22380	
Methyl-tert-butyl ether	Averaged	4.29100			0.50043	
Naphthalene	Averaged	6.67597			1.63306	
n-Propylbenzene	Averaged	3.33673			3.41193	
Styrene	Averaged	3.71367			0.98012	
1,1,1,2-Tetrachloroethane	Averaged	5.76125			0.31431	
1,1,2,2-Tetrachloroethane	Averaged	6.39549			0.54525	
Tetrachloroethene	Averaged	5.06817			0.35525	
Toluene	Averaged	2.17316			1.26441	
1,2,3-Trichlorobenzene	Averaged	1.79141			0.78091	
1,2,4-Trichlorobenzene	Averaged	5.00359			0.86572	
1,1,1-Trichloroethane	Averaged	3.54960			0.38700	
1,1,2-Trichloroethane	Averaged	4.87668			0.19666	
Trichloroethene	Averaged	8.58866			0.25426	
Trichlorofluoromethane	Averaged	7.13329			0.42277	
1,2,3-Trichloropropane	Averaged	7.25622			0.13732	
1,2,4-Trimethylbenzene	Averaged	4.16284			2.41107	
1,3,5-Trimethylbenzene	Averaged	4.85532			2.35700	
Vinyl acetate	Averaged	7.41376			0.44299	

The values for compounds reported as total are based on a summation of the components within the laboratory information management system.

MSV - FORM VI VOA-9
MSV INITIAL CALIBRATION DATA

Lab Name: Pace Analytical - Indiana Instrument ID: 50MV3B GC Column: Col 1 SDG No.: 50377912
 Calibration Date(s): 07/01/2024 07/01/2024 Calibration Time(s): 19:04 22:37

LAB FILE ID

CAL1 = B070124CAL.B\B01CAL1.D CAL2 = B070124CAL.B\B02CAL2.D CAL3 = B070124CAL.B\B03CAL3.D
 CAL4 = B070124CAL.B\B04CAL4.D CAL5 = B070124CAL.B\B05CAL5.D CAL6 = B070124CAL.B\B06CAL6.D
 CAL7 = B070124CAL.B\B08CAL7.D CAL8 = B070124CAL.B\B08CAL8.D

COMPOUND	CURVE TYPE	%RSD	R2	A1	A2	A3
Vinyl chloride	Averaged	10.30941			0.35587	
m&p-Xylene	Averaged	6.82471			0.61676	
o-Xylene	Averaged	5.80592			0.57346	
4-Bromofluorobenzene (S)	Averaged	4.04249			0.51410	
Dibromofluoromethane (S)	Averaged	3.05683			0.27472	
Toluene-d8 (S)	Averaged	3.01288			1.22292	

The values for compounds reported as total are based on a summation of the components within the laboratory information management system.

09/30/2024 6:40

MSV - FORM VII VOA-1
MSV CONTINUING CALIBRATION DATA

SAMPLE NO.

25329355CCV

Lab Name: Pace Analytical - Indiana

Calibration Date: 07/18/2024 Time: 10:57

Instrument ID: 50MV3A GC Column: Col 1

Init. Calib. Date(s): 07/01/2024 07/01/2024

Lab File ID: A071824.BA01CCV.D

Init. Calib. Time(s): 18:49 22:22

SDG No.: 50377912

COMPOUND	CURVE	RRF or Amount	RRF or Amount	MIN RRF	%D	MAX %D
Acetone	Averaged	0.05582	0.04812	0.0100	-13.7870	20.0000
Acrolein	Averaged	0.02069	0.01955	0.0000	-5.4996	20.0000
Acrylonitrile	Averaged	0.05031	0.04197	0.0000	-16.5789	20.0000
Benzene	Averaged	0.86647	0.78109	0.5000	-9.8544	20.0000
Bromobenzene	Averaged	0.48940	0.43031	0.0000	-12.0754	20.0000
Bromochloromethane	Averaged	0.23174	0.18282	0.0000	-21.1116	20.0000
Bromodichloromethane	Averaged	0.27871	0.24060	0.2000	-13.6743	20.0000
Bromoform	Averaged	0.39394	0.32632	0.1000	-17.1649	20.0000
Bromomethane	Averaged	0.12454	0.11896	0.0500	-4.4802	20.0000
2-Butanone (MEK)	Averaged	0.06679	0.06532	0.0100	-2.2102	20.0000
n-Butylbenzene	Averaged	2.49259	2.48567	0.0000	-0.2775	20.0000
sec-Butylbenzene	Averaged	3.30711	3.22270	0.0000	-2.5524	20.0000
tert-Butylbenzene	Averaged	2.21898	2.09323	0.0000	-5.6667	20.0000
Carbon disulfide	Averaged	0.73074	0.68049	0.1000	-6.8769	20.0000
Carbon tetrachloride	Averaged	0.32870	0.30658	0.1000	-6.7294	20.0000
Chlorobenzene	Averaged	0.85061	0.77910	0.5000	-8.4065	20.0000
Chloroethane	Averaged	0.13655	0.11607	0.1000	-14.9977	20.0000
Chloroform	Averaged	0.41764	0.36793	0.2000	-11.9035	20.0000
Chloromethane	Averaged	0.32722	0.21621	0.1000	-33.9267	20.0000
2-Chlorotoluene	Averaged	2.14423	1.96399	0.0000	-8.4058	20.0000
4-Chlorotoluene	Averaged	0.70594	0.68513	0.0000	-2.9488	20.0000
Dibromochloromethane	Averaged	0.28846	0.24761	0.1000	-14.1625	20.0000
1,2-Dibromoethane (EDB)	Averaged	0.22377	0.20024	0.1000	-10.5125	20.0000
Dibromomethane	Averaged	0.11026	0.09747	0.0000	-11.6016	20.0000
1,2-Dichlorobenzene	Averaged	1.17607	1.11288	0.4000	-5.3737	20.0000
1,3-Dichlorobenzene	Averaged	1.29403	1.23495	0.6000	-4.5650	20.0000
1,4-Dichlorobenzene	Averaged	1.25945	1.17998	0.5000	-6.3101	20.0000
trans-1,4-Dichloro-2-butene	Averaged	0.07641	0.06421	0.0000	-15.9723	20.0000
Dichlorodifluoromethane	Averaged	0.34917	0.23449	0.1000	-32.8432	20.0000
1,1-Dichloroethane	Averaged	0.48301	0.43119	0.2000	-10.7283	20.0000
1,2-Dichloroethane	Averaged	0.26546	0.23412	0.1000	-11.8058	20.0000
1,1-Dichloroethene	Averaged	0.20766	0.20514	0.1000	-1.2161	20.0000
cis-1,2-Dichloroethene	Averaged	0.24087	0.21817	0.1000	-9.4236	20.0000
trans-1,2-Dichloroethene	Averaged	0.23322	0.22172	0.1000	-4.9306	20.0000
1,2-Dichloropropane	Averaged	0.24974	0.22142	0.1000	-11.3379	20.0000

The values for compounds reported as total are based on a summation of the components within the laboratory information management system.

09/30/2024 6:40

MSV - FORM VII VOA-2
MSV CONTINUING CALIBRATION DATA

SAMPLE NO.

25329355CCV

Lab Name: Pace Analytical - Indiana

Calibration Date: 07/18/2024 Time: 10:57

Instrument ID: 50MV3A GC Column: Col 1

Init. Calib. Date(s): 07/01/2024 07/01/2024

Lab File ID: A071824.BA01CCV.D

Init. Calib. Time(s): 18:49 22:22

SDG No.: 50377912

COMPOUND	CURVE	RRF or Amount	RRF or Amount	MIN RRF	%D	MAX %D
1,3-Dichloropropane	Averaged	0.39846	0.34194	0.0000	-14.1862	20.0000
2,2-Dichloropropane	Averaged	0.34344	0.33964	0.0000	-1.1061	20.0000
1,1-Dichloropropene	Averaged	0.31544	0.30499	0.0000	-3.3124	20.0000
cis-1,3-Dichloropropene	Averaged	0.50524	0.44593	0.2000	-11.7384	20.0000
trans-1,3-Dichloropropene	Averaged	0.41210	0.36534	0.1000	-11.3464	20.0000
Ethylbenzene	Averaged	0.44919	0.42926	0.1000	-4.4377	20.0000
Ethyl methacrylate	Averaged	0.28799	0.24868	0.0000	-13.6491	20.0000
Hexachloro-1,3-butadiene	Averaged	0.65163	0.70313	0.0000	7.9017	20.0000
n-Hexane	Averaged	0.46987	0.45379	0.0000	-3.4222	20.0000
2-Hexanone	Averaged	0.18443	0.15120	0.0500	-18.0146	20.0000
Iodomethane	Averaged	0.25642	0.22980	0.0000	-10.3796	20.0000
Isopropylbenzene (Cumene)	Averaged	1.40306	1.34098	0.1000	-4.4250	20.0000
p-Isopropyltoluene	Averaged	2.63963	2.63420	0.0000	-0.2058	20.0000
Methylene Chloride	Wt Linear	50	44.743559	0.1000	-10.5129	20.0000
1-Methylnaphthalene	Averaged	0.82392	0.77180	0.0000	-6.3249	20.0000
2-Methylnaphthalene	Averaged	0.97721	0.89422	0.0000	-8.4929	20.0000
4-Methyl-2-pentanone (MIBK)	Averaged	0.25934	0.20109	0.0500	-22.4599	20.0000
Methyl-tert-butyl ether	Averaged	0.52604	0.46836	0.1000	-10.9657	20.0000
Naphthalene	Averaged	1.66902	1.53055	0.0000	-8.2962	20.0000
n-Propylbenzene	Averaged	3.61880	3.58738	0.0000	-0.8684	20.0000
Styrene	Averaged	0.85715	0.78497	0.3000	-8.4206	20.0000
1,1,1,2-Tetrachloroethane	Averaged	0.30100	0.27720	0.0000	-7.9060	20.0000
1,1,2,2-Tetrachloroethane	Averaged	0.58830	0.47302	0.3000	-19.5952	20.0000
Tetrachloroethene	Averaged	0.37432	0.38970	0.1000	4.1108	20.0000
Toluene	Averaged	1.37376	1.27880	0.4000	-6.9125	20.0000
1,2,3-Trichlorobenzene	Averaged	0.83033	0.79412	0.0000	-4.3618	20.0000
1,2,4-Trichlorobenzene	Averaged	0.91927	0.93652	0.2000	1.8763	20.0000
1,1,1-Trichloroethane	Averaged	0.36564	0.35245	0.1000	-3.6085	20.0000
1,1,2-Trichloroethane	Averaged	0.21123	0.18100	0.1000	-14.3090	20.0000
Trichloroethene	Averaged	0.25061	0.22805	0.1000	-9.0009	20.0000
Trichlorofluoromethane	Averaged	0.39825	0.34640	0.1000	-13.0184	20.0000
1,2,3-Trichloropropane	Averaged	0.15068	0.12530	0.0000	-16.8402	20.0000
1,2,4-Trimethylbenzene	Averaged	2.43266	2.30040	0.0000	-5.4371	20.0000
1,3,5-Trimethylbenzene	Averaged	2.46962	2.34737	0.0000	-4.9503	20.0000
Vinyl acetate	Averaged	0.47142	0.38754	0.0000	-17.7929	20.0000

The values for compounds reported as total are based on a summation of the components within the laboratory information management system.

09/30/2024 6:40

MSV - FORM VII VOA-3
MSV CONTINUING CALIBRATION DATA

SAMPLE NO.

25329355CCV

Lab Name: Pace Analytical - Indiana Calibration Date: 07/18/2024 Time: 10:57
 Instrument ID: 50MV3A GC Column: Col 1 Init. Calib. Date(s): 07/01/2024 07/01/2024
 Lab File ID: A071824.BVA01CCV.D Init. Calib. Time(s): 18:49 22:22
 SDG No.: 50377912

COMPOUND	CURVE	RRF or Amount	RRF or Amount	MIN RRF	%D	MAX %D
Vinyl chloride	Averaged	0.30087	0.23844	0.1000	-20.7484	20.0000
m&p-Xylene	Averaged	0.57469	0.54524	0.1000	-5.1257	20.0000
o-Xylene	Averaged	0.52650	0.47738	0.3000	-9.3292	20.0000
4-Bromofluorobenzene (S)	Averaged	0.44162	0.42671	0.1000	-3.3762	20.0000
Dibromofluoromethane (S)	Averaged	0.26357	0.24992	0.1000	-5.1804	20.0000
Toluene-d8 (S)	Averaged	1.38948	1.41477	0.1000	1.8206	20.0000

The values for compounds reported as total are based on a summation of the components within the laboratory information management system.

09/30/2024 6:40

MSV - FORM VII VOA-1
MSV CONTINUING CALIBRATION DATA

SAMPLE NO.

25329356CCV

Lab Name: Pace Analytical - Indiana

Calibration Date: 07/18/2024 Time: 23:06

Instrument ID: 50MV3A GC Column: Col 1

Init. Calib. Date(s): 07/01/2024 07/01/2024

Lab File ID: A071824.B\C01CCV.D

Init. Calib. Time(s): 18:49 22:22

SDG No.: 50377912

COMPOUND	CURVE	RRF or Amount	RRF or Amount	MIN RRF	%D	MAX %D
Acetone	Averaged	0.05582	0.03735	0.0100	-33.0775	20.0000
Acrolein	Averaged	0.02069	0.02220	0.0000	7.3412	20.0000
Acrylonitrile	Averaged	0.05031	0.04572	0.0000	-9.1223	20.0000
Benzene	Averaged	0.86647	0.81327	0.5000	-6.1403	20.0000
Bromobenzene	Averaged	0.48940	0.42780	0.0000	-12.5872	20.0000
Bromochloromethane	Averaged	0.23174	0.19247	0.0000	-16.9477	20.0000
Bromodichloromethane	Averaged	0.27871	0.24351	0.2000	-12.6291	20.0000
Bromoform	Averaged	0.39394	0.32587	0.1000	-17.2798	20.0000
Bromomethane	Averaged	0.12454	0.12378	0.0500	-0.6061	20.0000
2-Butanone (MEK)	Averaged	0.06679	0.05487	0.0100	-17.8427	20.0000
n-Butylbenzene	Averaged	2.49259	2.11307	0.0000	-15.2260	20.0000
sec-Butylbenzene	Averaged	3.30711	2.91199	0.0000	-11.9475	20.0000
tert-Butylbenzene	Averaged	2.21898	1.94135	0.0000	-12.5116	20.0000
Carbon disulfide	Averaged	0.73074	0.66452	0.1000	-9.0619	20.0000
Carbon tetrachloride	Averaged	0.32870	0.30828	0.1000	-6.2110	20.0000
Chlorobenzene	Averaged	0.85061	0.75022	0.5000	-11.8017	20.0000
Chloroethane	Averaged	0.13655	0.12077	0.1000	-11.5560	20.0000
Chloroform	Averaged	0.41764	0.37769	0.2000	-9.5673	20.0000
Chloromethane	Averaged	0.32722	0.22982	0.1000	-29.7676	20.0000
2-Chlorotoluene	Averaged	2.14423	1.83491	0.0000	-14.4257	20.0000
4-Chlorotoluene	Averaged	0.70594	0.61201	0.0000	-13.3061	20.0000
Dibromochloromethane	Averaged	0.28846	0.24920	0.1000	-13.6099	20.0000
1,2-Dibromoethane (EDB)	Averaged	0.22377	0.20714	0.1000	-7.4291	20.0000
Dibromomethane	Averaged	0.11026	0.09874	0.0000	-10.4482	20.0000
1,2-Dichlorobenzene	Averaged	1.17607	1.02841	0.4000	-12.5558	20.0000
1,3-Dichlorobenzene	Averaged	1.29403	1.13203	0.6000	-12.5190	20.0000
1,4-Dichlorobenzene	Averaged	1.25945	1.06011	0.5000	-15.8278	20.0000
trans-1,4-Dichloro-2-butene	Averaged	0.07641	0.06318	0.0000	-17.3130	20.0000
Dichlorodifluoromethane	Averaged	0.34917	0.22385	0.1000	-35.8915	20.0000
1,1-Dichloroethane	Averaged	0.48301	0.44622	0.2000	-7.6153	20.0000
1,2-Dichloroethane	Averaged	0.26546	0.24226	0.1000	-8.7383	20.0000
1,1-Dichloroethene	Averaged	0.20766	0.21072	0.1000	1.4712	20.0000
cis-1,2-Dichloroethene	Averaged	0.24087	0.21991	0.1000	-8.7019	20.0000
trans-1,2-Dichloroethene	Averaged	0.23322	0.21136	0.1000	-9.3705	20.0000
1,2-Dichloropropane	Averaged	0.24974	0.21920	0.1000	-12.2265	20.0000

The values for compounds reported as total are based on a summation of the components within the laboratory information management system.

09/30/2024 6:40

MSV - FORM VII VOA-2
MSV CONTINUING CALIBRATION DATA

SAMPLE NO.

25329356CCV

Lab Name: Pace Analytical - Indiana

Calibration Date: 07/18/2024 Time: 23:06

Instrument ID: 50MV3A GC Column: Col 1

Init. Calib. Date(s): 07/01/2024 07/01/2024

Lab File ID: A071824.B\C01CCV.D

Init. Calib. Time(s): 18:49 22:22

SDG No.: 50377912

COMPOUND	CURVE	RRF or Amount	RRF or Amount	MIN RRF	%D	MAX %D
1,3-Dichloropropane	Averaged	0.39846	0.35756	0.0000	-10.2647	20.0000
2,2-Dichloropropane	Averaged	0.34344	0.31204	0.0000	-9.1416	20.0000
1,1-Dichloropropene	Averaged	0.31544	0.29885	0.0000	-5.2606	20.0000
cis-1,3-Dichloropropene	Averaged	0.50524	0.42869	0.2000	-15.1518	20.0000
trans-1,3-Dichloropropene	Averaged	0.41210	0.36560	0.1000	-11.2840	20.0000
Ethylbenzene	Averaged	0.44919	0.41150	0.1000	-8.3909	20.0000
Ethyl methacrylate	Averaged	0.28799	0.25503	0.0000	-11.4458	20.0000
Hexachloro-1,3-butadiene	Averaged	0.65163	0.60816	0.0000	-6.6719	20.0000
n-Hexane	Averaged	0.46987	0.42154	0.0000	-10.2853	20.0000
2-Hexanone	Averaged	0.18443	0.15151	0.0500	-17.8493	20.0000
Iodomethane	Averaged	0.25642	0.23048	0.0000	-10.1140	20.0000
Isopropylbenzene (Cumene)	Averaged	1.40306	1.29501	0.1000	-7.7010	20.0000
p-Isopropyltoluene	Averaged	2.63963	2.35365	0.0000	-10.8342	20.0000
Methylene Chloride	Wt Linear	50	48.045822	0.1000	-3.9084	20.0000
1-Methylnaphthalene	Averaged	0.82392	0.74200	0.0000	-9.9420	20.0000
2-Methylnaphthalene	Averaged	0.97721	0.88159	0.0000	-9.7854	20.0000
4-Methyl-2-pentanone (MIBK)	Averaged	0.25934	0.22594	0.0500	-12.8790	20.0000
Methyl-tert-butyl ether	Averaged	0.52604	0.49582	0.1000	-5.7448	20.0000
Naphthalene	Averaged	1.66902	1.56714	0.0000	-6.1040	20.0000
n-Propylbenzene	Averaged	3.61880	3.19082	0.0000	-11.8266	20.0000
Styrene	Averaged	0.85715	0.78245	0.3000	-8.7141	20.0000
1,1,1,2-Tetrachloroethane	Averaged	0.30100	0.27399	0.0000	-8.9735	20.0000
1,1,2,2-Tetrachloroethane	Averaged	0.58830	0.49892	0.3000	-15.1927	20.0000
Tetrachloroethene	Averaged	0.37432	0.35017	0.1000	-6.4515	20.0000
Toluene	Averaged	1.37376	1.21384	0.4000	-11.6409	20.0000
1,2,3-Trichlorobenzene	Averaged	0.83033	0.73214	0.0000	-11.8253	20.0000
1,2,4-Trichlorobenzene	Averaged	0.91927	0.79957	0.2000	-13.0213	20.0000
1,1,1-Trichloroethane	Averaged	0.36564	0.34784	0.1000	-4.8679	20.0000
1,1,2-Trichloroethane	Averaged	0.21123	0.17621	0.1000	-16.5780	20.0000
Trichloroethene	Averaged	0.25061	0.22220	0.1000	-11.3355	20.0000
Trichlorofluoromethane	Averaged	0.39825	0.34649	0.1000	-12.9967	20.0000
1,2,3-Trichloropropane	Averaged	0.15068	0.13450	0.0000	-10.7403	20.0000
1,2,4-Trimethylbenzene	Averaged	2.43266	2.07221	0.0000	-14.8172	20.0000
1,3,5-Trimethylbenzene	Averaged	2.46962	2.17477	0.0000	-11.9393	20.0000
Vinyl acetate	Averaged	0.47142	0.41061	0.0000	-12.8979	20.0000

The values for compounds reported as total are based on a summation of the components within the laboratory information management system.

09/30/2024 6:40

MSV - FORM VII VOA-3
MSV CONTINUING CALIBRATION DATA

SAMPLE NO.

25329356CCV

Lab Name: Pace Analytical - Indiana Calibration Date: 07/18/2024 Time: 23:06
 Instrument ID: 50MV3A GC Column: Col 1 Init. Calib. Date(s): 07/01/2024 07/01/2024
 Lab File ID: A071824.B\C01CCV.D Init. Calib. Time(s): 18:49 22:22
 SDG No.: 50377912

COMPOUND	CURVE	RRF or Amount	RRF or Amount	MIN RRF	%D	MAX %D
Vinyl chloride	Averaged	0.30087	0.24421	0.1000	-18.8310	20.0000
m&p-Xylene	Averaged	0.57469	0.49014	0.1000	-14.7120	20.0000
o-Xylene	Averaged	0.52650	0.46893	0.3000	-10.9339	20.0000
4-Bromofluorobenzene (S)	Averaged	0.44162	0.42079	0.1000	-4.7169	20.0000
Dibromofluoromethane (S)	Averaged	0.26357	0.26581	0.1000	0.8512	20.0000
Toluene-d8 (S)	Averaged	1.38948	1.41789	0.1000	2.0446	20.0000

The values for compounds reported as total are based on a summation of the components within the laboratory information management system.

09/30/2024 6:40

MSV - FORM VII VOA-1
MSV CONTINUING CALIBRATION DATA

SAMPLE NO.

25338079CCV

Lab Name: Pace Analytical - Indiana

Calibration Date: 07/19/2024 Time: 10:50

Instrument ID: 50MV3A GC Column: Col 1

Init. Calib. Date(s): 07/01/2024 07/01/2024

Lab File ID: A071924.BA01CCV.D

Init. Calib. Time(s): 18:49 22:22

SDG No.: 50377912

COMPOUND	CURVE	RRF or Amount	RRF or Amount	MIN RRF	%D	MAX %D
Acetone	Averaged	0.05582	0.04746	0.0100	-14.9651	20.0000
Acrolein	Averaged	0.02069	0.02127	0.0000	2.8279	20.0000
Acrylonitrile	Averaged	0.05031	0.04418	0.0000	-12.1706	20.0000
Benzene	Averaged	0.86647	0.80055	0.5000	-7.6084	20.0000
Bromobenzene	Averaged	0.48940	0.41836	0.0000	-14.5160	20.0000
Bromochloromethane	Averaged	0.23174	0.18610	0.0000	-19.6944	20.0000
Bromodichloromethane	Averaged	0.27871	0.24437	0.2000	-12.3232	20.0000
Bromoform	Averaged	0.39394	0.30882	0.1000	-21.6064	20.0000
Bromomethane	Averaged	0.12454	0.12580	0.0500	1.0124	20.0000
2-Butanone (MEK)	Averaged	0.06679	0.06505	0.0100	-2.6022	20.0000
n-Butylbenzene	Averaged	2.49259	2.50694	0.0000	0.5755	20.0000
sec-Butylbenzene	Averaged	3.30711	3.17499	0.0000	-3.9948	20.0000
tert-Butylbenzene	Averaged	2.21898	2.08286	0.0000	-6.1340	20.0000
Carbon disulfide	Averaged	0.73074	0.72465	0.1000	-0.8331	20.0000
Carbon tetrachloride	Averaged	0.32870	0.31359	0.1000	-4.5972	20.0000
Chlorobenzene	Averaged	0.85061	0.75667	0.5000	-11.0440	20.0000
Chloroethane	Averaged	0.13655	0.12634	0.1000	-7.4787	20.0000
Chloroform	Averaged	0.41764	0.37227	0.2000	-10.8630	20.0000
Chloromethane	Averaged	0.32722	0.24288	0.1000	-25.7738	20.0000
2-Chlorotoluene	Averaged	2.14423	2.01463	0.0000	-6.0444	20.0000
4-Chlorotoluene	Averaged	0.70594	0.69909	0.0000	-0.9705	20.0000
Dibromochloromethane	Averaged	0.28846	0.24469	0.1000	-15.1744	20.0000
1,2-Dibromoethane (EDB)	Averaged	0.22377	0.19887	0.1000	-11.1275	20.0000
Dibromomethane	Averaged	0.11026	0.09771	0.0000	-11.3789	20.0000
1,2-Dichlorobenzene	Averaged	1.17607	1.10206	0.4000	-6.2932	20.0000
1,3-Dichlorobenzene	Averaged	1.29403	1.24116	0.6000	-4.0850	20.0000
1,4-Dichlorobenzene	Averaged	1.25945	1.20647	0.5000	-4.2073	20.0000
trans-1,4-Dichloro-2-butene	Averaged	0.07641	0.06066	0.0000	-20.6129	20.0000
Dichlorodifluoromethane	Averaged	0.34917	0.21934	0.1000	-37.1813	20.0000
1,1-Dichloroethane	Averaged	0.48301	0.44086	0.2000	-8.7247	20.0000
1,2-Dichloroethane	Averaged	0.26546	0.23045	0.1000	-13.1881	20.0000
1,1-Dichloroethene	Averaged	0.20766	0.22152	0.1000	6.6717	20.0000
cis-1,2-Dichloroethene	Averaged	0.24087	0.22412	0.1000	-6.9527	20.0000
trans-1,2-Dichloroethene	Averaged	0.23322	0.22608	0.1000	-3.0620	20.0000
1,2-Dichloropropane	Averaged	0.24974	0.22776	0.1000	-8.7995	20.0000

The values for compounds reported as total are based on a summation of the components within the laboratory information management system.

09/30/2024 6:40

MSV - FORM VII VOA-2
MSV CONTINUING CALIBRATION DATA

SAMPLE NO.

25338079CCV

Lab Name: Pace Analytical - Indiana

Calibration Date: 07/19/2024 Time: 10:50

Instrument ID: 50MV3A GC Column: Col 1

Init. Calib. Date(s): 07/01/2024 07/01/2024

Lab File ID: A071924.BA01CCV.D

Init. Calib. Time(s): 18:49 22:22

SDG No.: 50377912

COMPOUND	CURVE	RRF or Amount	RRF or Amount	MIN RRF	%D	MAX %D
1,3-Dichloropropane	Averaged	0.39846	0.32348	0.0000	-18.8171	20.0000
2,2-Dichloropropane	Averaged	0.34344	0.35312	0.0000	2.8192	20.0000
1,1-Dichloropropene	Averaged	0.31544	0.31346	0.0000	-0.6284	20.0000
cis-1,3-Dichloropropene	Averaged	0.50524	0.44304	0.2000	-12.3101	20.0000
trans-1,3-Dichloropropene	Averaged	0.41210	0.35943	0.1000	-12.7818	20.0000
Ethylbenzene	Averaged	0.44919	0.41652	0.1000	-7.2742	20.0000
Ethyl methacrylate	Averaged	0.28799	0.24494	0.0000	-14.9484	20.0000
Hexachloro-1,3-butadiene	Averaged	0.65163	0.69562	0.0000	6.7498	20.0000
n-Hexane	Averaged	0.46987	0.44612	0.0000	-5.0558	20.0000
2-Hexanone	Averaged	0.18443	0.14687	0.0500	-20.3638	20.0000
Iodomethane	Averaged	0.25642	0.24255	0.0000	-5.4061	20.0000
Isopropylbenzene (Cumene)	Averaged	1.40306	1.30300	0.1000	-7.1314	20.0000
p-Isopropyltoluene	Averaged	2.63963	2.63306	0.0000	-0.2489	20.0000
Methylene Chloride	Wt Linear	50	44.203344	0.1000	-11.5933	20.0000
1-Methylnaphthalene	Averaged	0.82392	0.76575	0.0000	-7.0595	20.0000
2-Methylnaphthalene	Averaged	0.97721	0.89496	0.0000	-8.4164	20.0000
4-Methyl-2-pentanone (MIBK)	Averaged	0.25934	0.20258	0.0500	-21.8840	20.0000
Methyl-tert-butyl ether	Averaged	0.52604	0.46686	0.1000	-11.2501	20.0000
Naphthalene	Averaged	1.66902	1.56290	0.0000	-6.3579	20.0000
n-Propylbenzene	Averaged	3.61880	3.54166	0.0000	-2.1319	20.0000
Styrene	Averaged	0.85715	0.76949	0.3000	-10.2268	20.0000
1,1,1,2-Tetrachloroethane	Averaged	0.30100	0.26546	0.0000	-11.8074	20.0000
1,1,2,2-Tetrachloroethane	Averaged	0.58830	0.48901	0.3000	-16.8773	20.0000
Tetrachloroethene	Averaged	0.37432	0.36815	0.1000	-1.6461	20.0000
Toluene	Averaged	1.37376	1.20244	0.4000	-12.4706	20.0000
1,2,3-Trichlorobenzene	Averaged	0.83033	0.81872	0.0000	-1.3984	20.0000
1,2,4-Trichlorobenzene	Averaged	0.91927	0.94853	0.2000	3.1829	20.0000
1,1,1-Trichloroethane	Averaged	0.36564	0.34970	0.1000	-4.3605	20.0000
1,1,2-Trichloroethane	Averaged	0.21123	0.17726	0.1000	-16.0835	20.0000
Trichloroethene	Averaged	0.25061	0.23416	0.1000	-6.5636	20.0000
Trichlorofluoromethane	Averaged	0.39825	0.37205	0.1000	-6.5777	20.0000
1,2,3-Trichloropropane	Averaged	0.15068	0.12685	0.0000	-15.8138	20.0000
1,2,4-Trimethylbenzene	Averaged	2.43266	2.32283	0.0000	-4.5151	20.0000
1,3,5-Trimethylbenzene	Averaged	2.46962	2.39453	0.0000	-3.0409	20.0000
Vinyl acetate	Averaged	0.47142	0.40582	0.0000	-13.9155	20.0000

The values for compounds reported as total are based on a summation of the components within the laboratory information management system.

09/30/2024 6:40

MSV - FORM VII VOA-3
MSV CONTINUING CALIBRATION DATA

SAMPLE NO.

25338079CCV

Lab Name: Pace Analytical - Indiana Calibration Date: 07/19/2024 Time: 10:50
 Instrument ID: 50MV3A GC Column: Col 1 Init. Calib. Date(s): 07/01/2024 07/01/2024
 Lab File ID: A071924.BVA01CCV.D Init. Calib. Time(s): 18:49 22:22
 SDG No.: 50377912

COMPOUND	CURVE	RRF or Amount	RRF or Amount	MIN RRF	%D	MAX %D
Vinyl chloride	Averaged	0.30087	0.25575	0.1000	-14.9961	20.0000
m&p-Xylene	Averaged	0.57469	0.49737	0.1000	-13.4555	20.0000
o-Xylene	Averaged	0.52650	0.46261	0.3000	-12.1355	20.0000
4-Bromofluorobenzene (S)	Averaged	0.44162	0.42275	0.1000	-4.2738	20.0000
Dibromofluoromethane (S)	Averaged	0.26357	0.25906	0.1000	-1.7121	20.0000
Toluene-d8 (S)	Averaged	1.38948	1.36848	0.1000	-1.5112	20.0000

The values for compounds reported as total are based on a summation of the components within the laboratory information management system.

09/30/2024 6:40

MSV - FORM VII VOA-1
MSV CONTINUING CALIBRATION DATA

SAMPLE NO.

25330164CCV

Lab Name: Pace Analytical - Indiana

Calibration Date: 07/18/2024 Time: 11:12

Instrument ID: 50MV3B GC Column: Col 1

Init. Calib. Date(s): 07/01/2024 07/01/2024

Lab File ID: B071824.B\B01CCV.D

Init. Calib. Time(s): 19:04 22:37

SDG No.: 50377912

COMPOUND	CURVE	RRF or Amount	RRF or Amount	MIN RRF	%D	MAX %D
Acetone	Averaged	0.05211	0.05609	0.0100	7.6399	20.0000
Acrolein	Averaged	0.02671	0.02436	0.0000	-8.7989	20.0000
Acrylonitrile	Averaged	0.06209	0.05728	0.0000	-7.7489	20.0000
Benzene	Averaged	0.93598	0.94135	0.5000	0.5736	20.0000
Bromobenzene	Averaged	0.60047	0.57814	0.0000	-3.7193	20.0000
Bromochloromethane	Averaged	0.25774	0.21789	0.0000	-15.4610	20.0000
Bromodichloromethane	Averaged	0.29826	0.29074	0.2000	-2.5191	20.0000
Bromoform	Averaged	0.35792	0.31913	0.1000	-10.8385	20.0000
Bromomethane	Averaged	0.15741	0.16253	0.0500	3.2557	20.0000
2-Butanone (MEK)	Averaged	0.07041	0.07695	0.0100	9.2931	20.0000
n-Butylbenzene	Averaged	2.49909	2.71902	0.0000	8.8002	20.0000
sec-Butylbenzene	Averaged	3.20707	3.40987	0.0000	6.3233	20.0000
tert-Butylbenzene	Averaged	2.08755	2.18769	0.0000	4.7969	20.0000
Carbon disulfide	Averaged	0.80348	0.83345	0.1000	3.7298	20.0000
Carbon tetrachloride	Averaged	0.34517	0.36422	0.1000	5.5194	20.0000
Chlorobenzene	Averaged	0.86245	0.89703	0.5000	4.0098	20.0000
Chloroethane	Averaged	0.16580	0.14363	0.1000	-13.3733	20.0000
Chloroform	Averaged	0.44042	0.41759	0.2000	-5.1834	20.0000
Chloromethane	Averaged	0.48717	0.35437	0.1000	-27.2596	20.0000
2-Chlorotoluene	Averaged	2.04156	2.01316	0.0000	-1.3910	20.0000
4-Chlorotoluene	Averaged	0.66849	0.69709	0.0000	4.2771	20.0000
Dibromochloromethane	Averaged	0.28679	0.27950	0.1000	-2.5397	20.0000
1,2-Dibromoethane (EDB)	Averaged	0.22238	0.23130	0.1000	4.0109	20.0000
Dibromomethane	Averaged	0.12706	0.12150	0.0000	-4.3742	20.0000
1,2-Dichlorobenzene	Averaged	1.20829	1.20129	0.4000	-0.5791	20.0000
1,3-Dichlorobenzene	Averaged	1.30768	1.35653	0.6000	3.7363	20.0000
1,4-Dichlorobenzene	Averaged	1.28691	1.36377	0.5000	5.9725	20.0000
trans-1,4-Dichloro-2-butene	Averaged	0.08375	0.08492	0.0000	1.3972	20.0000
Dichlorodifluoromethane	Averaged	0.41080	0.29239	0.1000	-28.8246	20.0000
1,1-Dichloroethane	Averaged	0.52433	0.50985	0.2000	-2.7632	20.0000
1,2-Dichloroethane	Averaged	0.28720	0.27501	0.1000	-4.2460	20.0000
1,1-Dichloroethene	Averaged	0.21858	0.23218	0.1000	6.2191	20.0000
cis-1,2-Dichloroethene	Averaged	0.25357	0.25498	0.1000	0.5562	20.0000
trans-1,2-Dichloroethene	Averaged	0.23935	0.24818	0.1000	3.6879	20.0000
1,2-Dichloropropane	Averaged	0.27299	0.26227	0.1000	-3.9291	20.0000

The values for compounds reported as total are based on a summation of the components within the laboratory information management system.

09/30/2024 6:40

MSV - FORM VII VOA-2
MSV CONTINUING CALIBRATION DATA

SAMPLE NO.

25330164CCV

Lab Name: Pace Analytical - Indiana

Calibration Date: 07/18/2024 Time: 11:12

Instrument ID: 50MV3B GC Column: Col 1

Init. Calib. Date(s): 07/01/2024 07/01/2024

Lab File ID: B071824.B\B01CCV.D

Init. Calib. Time(s): 19:04 22:37

SDG No.: 50377912

COMPOUND	CURVE	RRF or Amount	RRF or Amount	MIN RRF	%D	MAX %D
1,3-Dichloropropane	Averaged	0.37712	0.36379	0.0000	-3.5356	20.0000
2,2-Dichloropropane	Averaged	0.36210	0.38697	0.0000	6.8678	20.0000
1,1-Dichloropropene	Averaged	0.32538	0.33595	0.0000	3.2494	20.0000
cis-1,3-Dichloropropene	Averaged	0.44130	0.44670	0.2000	1.2244	20.0000
trans-1,3-Dichloropropene	Averaged	0.37599	0.39822	0.1000	5.9111	20.0000
Ethylbenzene	Averaged	0.46893	0.49465	0.1000	5.4854	20.0000
Ethyl methacrylate	Averaged	0.23971	0.23691	0.0000	-1.1681	20.0000
Hexachloro-1,3-butadiene	Averaged	0.65263	0.75896	0.0000	16.2926	20.0000
n-Hexane	Averaged	0.44844	0.48405	0.0000	7.9423	20.0000
2-Hexanone	Averaged	0.16354	0.16614	0.0500	1.5874	20.0000
Iodomethane	Averaged	0.30778	0.29960	0.0000	-2.6579	20.0000
Isopropylbenzene (Cumene)	Averaged	1.63825	1.68836	0.1000	3.0591	20.0000
p-Isopropyltoluene	Averaged	2.68298	2.85161	0.0000	6.2851	20.0000
Methylene Chloride	Wt Linear	50	52.580736	0.1000	5.1615	20.0000
1-Methylnaphthalene	Averaged	0.55451	0.65557	0.0000	18.2260	20.0000
2-Methylnaphthalene	Averaged	0.71573	0.83820	0.0000	17.1109	20.0000
4-Methyl-2-pentanone (MIBK)	Averaged	0.22380	0.19741	0.0500	-11.7912	20.0000
Methyl-tert-butyl ether	Averaged	0.50043	0.50469	0.1000	0.8521	20.0000
Naphthalene	Averaged	1.63306	1.64216	0.0000	0.5573	20.0000
n-Propylbenzene	Averaged	3.41193	3.45701	0.0000	1.3213	20.0000
Styrene	Averaged	0.98012	1.01705	0.3000	3.7682	20.0000
1,1,1,2-Tetrachloroethane	Averaged	0.31431	0.31840	0.0000	1.3004	20.0000
1,1,2,2-Tetrachloroethane	Averaged	0.54525	0.49224	0.3000	-9.7216	20.0000
Tetrachloroethene	Averaged	0.35525	0.40677	0.1000	14.5051	20.0000
Toluene	Averaged	1.26441	1.26664	0.4000	0.1766	20.0000
1,2,3-Trichlorobenzene	Averaged	0.78091	0.86035	0.0000	10.1737	20.0000
1,2,4-Trichlorobenzene	Averaged	0.86572	1.01884	0.2000	17.6860	20.0000
1,1,1-Trichloroethane	Averaged	0.38700	0.40118	0.1000	3.6640	20.0000
1,1,2-Trichloroethane	Averaged	0.19666	0.19491	0.1000	-0.8880	20.0000
Trichloroethene	Averaged	0.25426	0.26473	0.2000	4.1201	20.0000
Trichlorofluoromethane	Averaged	0.42277	0.38333	0.1000	-9.3301	20.0000
1,2,3-Trichloropropane	Averaged	0.13732	0.12329	0.0000	-10.2237	20.0000
1,2,4-Trimethylbenzene	Averaged	2.41107	2.42622	0.0000	0.6283	20.0000
1,3,5-Trimethylbenzene	Averaged	2.35700	2.45244	0.0000	4.0493	20.0000
Vinyl acetate	Averaged	0.44299	0.41814	0.0000	-5.6086	20.0000

The values for compounds reported as total are based on a summation of the components within the laboratory information management system.

09/30/2024 6:40

MSV - FORM VII VOA-3
MSV CONTINUING CALIBRATION DATA

SAMPLE NO.

25330164CCV

Lab Name: Pace Analytical - Indiana Calibration Date: 07/18/2024 Time: 11:12
 Instrument ID: 50MV3B GC Column: Col 1 Init. Calib. Date(s): 07/01/2024 07/01/2024
 Lab File ID: B071824.B\B01CCV.D Init. Calib. Time(s): 19:04 22:37
 SDG No.: 50377912

COMPOUND	CURVE	RRF or Amount	RRF or Amount	MIN RRF	%D	MAX %D
Vinyl chloride	Averaged	0.35587	0.29859	0.1000	-16.0965	20.0000
m&p-Xylene	Averaged	0.61676	0.61904	0.1000	0.3690	20.0000
o-Xylene	Averaged	0.57346	0.58903	0.3000	2.7155	20.0000
4-Bromofluorobenzene (S)	Averaged	0.51410	0.49121	0.1000	-4.4534	20.0000
Dibromofluoromethane (S)	Averaged	0.27472	0.25622	0.1000	-6.7349	20.0000
Toluene-d8 (S)	Averaged	1.22292	1.19816	0.1000	-2.0246	20.0000

The values for compounds reported as total are based on a summation of the components within the laboratory information management system.

09/30/2024 6:40

MSV - FORM VII VOA-1
MSV CONTINUING CALIBRATION DATA

SAMPLE NO.

25330165CCV

Lab Name: Pace Analytical - Indiana

Calibration Date: 07/18/2024 Time: 23:21

Instrument ID: 50MV3B GC Column: Col 1

Init. Calib. Date(s): 07/01/2024 07/01/2024

Lab File ID: B071824.B\D01CCV.D

Init. Calib. Time(s): 19:04 22:37

SDG No.: 50377912

COMPOUND	CURVE	RRF or Amount	RRF or Amount	MIN RRF	%D	MAX %D
Acetone	Averaged	0.05211	0.04995	0.0100	-4.1453	20.0000
Acrolein	Averaged	0.02671	0.02475	0.0000	-7.3408	20.0000
Acrylonitrile	Averaged	0.06209	0.06133	0.0000	-1.2245	20.0000
Benzene	Averaged	0.93598	0.94143	0.5000	0.5831	20.0000
Bromobenzene	Averaged	0.60047	0.55974	0.0000	-6.7838	20.0000
Bromochloromethane	Averaged	0.25774	0.23286	0.0000	-9.6520	20.0000
Bromodichloromethane	Averaged	0.29826	0.29890	0.2000	0.2175	20.0000
Bromoform	Averaged	0.35792	0.34047	0.1000	-4.8764	20.0000
Bromomethane	Averaged	0.15741	0.15230	0.0500	-3.2469	20.0000
2-Butanone (MEK)	Averaged	0.07041	0.06045	0.0100	-14.1465	20.0000
n-Butylbenzene	Averaged	2.49909	2.32222	0.0000	-7.0776	20.0000
sec-Butylbenzene	Averaged	3.20707	3.19244	0.0000	-0.4562	20.0000
tert-Butylbenzene	Averaged	2.08755	2.15986	0.0000	3.4638	20.0000
Carbon disulfide	Averaged	0.80348	0.77605	0.1000	-3.4141	20.0000
Carbon tetrachloride	Averaged	0.34517	0.35591	0.1000	3.1129	20.0000
Chlorobenzene	Averaged	0.86245	0.87261	0.5000	1.1779	20.0000
Chloroethane	Averaged	0.16580	0.13125	0.1000	-20.8405	20.0000
Chloroform	Averaged	0.44042	0.43429	0.2000	-1.3916	20.0000
Chloromethane	Averaged	0.48717	0.34758	0.1000	-28.6531	20.0000
2-Chlorotoluene	Averaged	2.04156	1.94062	0.0000	-4.9443	20.0000
4-Chlorotoluene	Averaged	0.66849	0.65439	0.0000	-2.1096	20.0000
Dibromochloromethane	Averaged	0.28679	0.27733	0.1000	-3.2973	20.0000
1,2-Dibromoethane (EDB)	Averaged	0.22238	0.23844	0.1000	7.2242	20.0000
Dibromomethane	Averaged	0.12706	0.12446	0.0000	-2.0450	20.0000
1,2-Dichlorobenzene	Averaged	1.20829	1.14521	0.4000	-5.2207	20.0000
1,3-Dichlorobenzene	Averaged	1.30768	1.23446	0.6000	-5.5988	20.0000
1,4-Dichlorobenzene	Averaged	1.28691	1.18984	0.5000	-7.5430	20.0000
trans-1,4-Dichloro-2-butene	Averaged	0.08375	0.08480	0.0000	1.2550	20.0000
Dichlorodifluoromethane	Averaged	0.41080	0.25208	0.1000	-38.6361	20.0000
1,1-Dichloroethane	Averaged	0.52433	0.50202	0.2000	-4.2553	20.0000
1,2-Dichloroethane	Averaged	0.28720	0.27941	0.1000	-2.7131	20.0000
1,1-Dichloroethene	Averaged	0.21858	0.23828	0.1000	9.0114	20.0000
cis-1,2-Dichloroethene	Averaged	0.25357	0.24235	0.1000	-4.4222	20.0000
trans-1,2-Dichloroethene	Averaged	0.23935	0.23763	0.1000	-0.7181	20.0000
1,2-Dichloropropane	Averaged	0.27299	0.26266	0.1000	-3.7833	20.0000

The values for compounds reported as total are based on a summation of the components within the laboratory information management system.

09/30/2024 6:40

MSV - FORM VII VOA-2
MSV CONTINUING CALIBRATION DATA

SAMPLE NO.

25330165CCV

Lab Name: Pace Analytical - Indiana

Calibration Date: 07/18/2024 Time: 23:21

Instrument ID: 50MV3B GC Column: Col 1

Init. Calib. Date(s): 07/01/2024 07/01/2024

Lab File ID: B071824.B\D01CCV.D

Init. Calib. Time(s): 19:04 22:37

SDG No.: 50377912

COMPOUND	CURVE	RRF or Amount	RRF or Amount	MIN RRF	%D	MAX %D
1,3-Dichloropropane	Averaged	0.37712	0.36978	0.0000	-1.9463	20.0000
2,2-Dichloropropane	Averaged	0.36210	0.35597	0.0000	-1.6951	20.0000
1,1-Dichloropropene	Averaged	0.32538	0.34182	0.0000	5.0547	20.0000
cis-1,3-Dichloropropene	Averaged	0.44130	0.43664	0.2000	-1.0567	20.0000
trans-1,3-Dichloropropene	Averaged	0.37599	0.38735	0.1000	3.0215	20.0000
Ethylbenzene	Averaged	0.46893	0.45646	0.1000	-2.6594	20.0000
Ethyl methacrylate	Averaged	0.23971	0.24458	0.0000	2.0339	20.0000
Hexachloro-1,3-butadiene	Averaged	0.65263	0.63127	0.0000	-3.2726	20.0000
n-Hexane	Averaged	0.44844	0.48057	0.0000	7.1647	20.0000
2-Hexanone	Averaged	0.16354	0.16261	0.0500	-0.5697	20.0000
Iodomethane	Averaged	0.30778	0.31417	0.0000	2.0778	20.0000
Isopropylbenzene (Cumene)	Averaged	1.63825	1.59470	0.1000	-2.6579	20.0000
p-Isopropyltoluene	Averaged	2.68298	2.58534	0.0000	-3.6393	20.0000
Methylene Chloride	Wt Linear	50	53.352119	0.1000	6.7042	20.0000
1-Methylnaphthalene	Averaged	0.55451	0.62607	0.0000	12.9062	20.0000
2-Methylnaphthalene	Averaged	0.71573	0.79058	0.0000	10.4579	20.0000
4-Methyl-2-pentanone (MIBK)	Averaged	0.22380	0.22951	0.0500	2.5514	20.0000
Methyl-tert-butyl ether	Averaged	0.50043	0.53671	0.1000	7.2504	20.0000
Naphthalene	Averaged	1.63306	1.63628	0.0000	0.1973	20.0000
n-Propylbenzene	Averaged	3.41193	3.28403	0.0000	-3.7488	20.0000
Styrene	Averaged	0.98012	0.95357	0.3000	-2.7082	20.0000
1,1,1,2-Tetrachloroethane	Averaged	0.31431	0.31355	0.0000	-0.2431	20.0000
1,1,2,2-Tetrachloroethane	Averaged	0.54525	0.53002	0.3000	-2.7923	20.0000
Tetrachloroethene	Averaged	0.35525	0.36374	0.1000	2.3908	20.0000
Toluene	Averaged	1.26441	1.23130	0.4000	-2.6185	20.0000
1,2,3-Trichlorobenzene	Averaged	0.78091	0.75345	0.0000	-3.5159	20.0000
1,2,4-Trichlorobenzene	Averaged	0.86572	0.83686	0.2000	-3.3342	20.0000
1,1,1-Trichloroethane	Averaged	0.38700	0.39604	0.1000	2.3378	20.0000
1,1,2-Trichloroethane	Averaged	0.19666	0.19624	0.1000	-0.2110	20.0000
Trichloroethene	Averaged	0.25426	0.25803	0.2000	1.4843	20.0000
Trichlorofluoromethane	Averaged	0.42277	0.33808	0.1000	-20.0333	20.0000
1,2,3-Trichloropropane	Averaged	0.13732	0.14011	0.0000	2.0296	20.0000
1,2,4-Trimethylbenzene	Averaged	2.41107	2.27243	0.0000	-5.7501	20.0000
1,3,5-Trimethylbenzene	Averaged	2.35700	2.32872	0.0000	-1.1997	20.0000
Vinyl acetate	Averaged	0.44299	0.40077	0.0000	-9.5309	20.0000

The values for compounds reported as total are based on a summation of the components within the laboratory information management system.

09/30/2024 6:40

MSV - FORM VII VOA-3
MSV CONTINUING CALIBRATION DATA

SAMPLE NO.

25330165CCV

Lab Name: Pace Analytical - Indiana Calibration Date: 07/18/2024 Time: 23:21
 Instrument ID: 50MV3B GC Column: Col 1 Init. Calib. Date(s): 07/01/2024 07/01/2024
 Lab File ID: B071824.B\D01CCV.D Init. Calib. Time(s): 19:04 22:37
 SDG No.: 50377912

COMPOUND	CURVE	RRF or Amount	RRF or Amount	MIN RRF	%D	MAX %D
Vinyl chloride	Averaged	0.35587	0.27497	0.1000	-22.7336	20.0000
m&p-Xylene	Averaged	0.61676	0.57278	0.1000	-7.1301	20.0000
o-Xylene	Averaged	0.57346	0.56878	0.3000	-0.8152	20.0000
4-Bromofluorobenzene (S)	Averaged	0.51410	0.49742	0.1000	-3.2449	20.0000
Dibromofluoromethane (S)	Averaged	0.27472	0.26739	0.1000	-2.6684	20.0000
Toluene-d8 (S)	Averaged	1.22292	1.21538	0.1000	-0.6167	20.0000

The values for compounds reported as total are based on a summation of the components within the laboratory information management system.

09/30/2024 6:40

INSTRUMENT RUN LOG
Pace Analytical Services, Inc.

Instrument: 50mv3a.i
 Column DB-624 20m X 0.18mm Helium
 Misc. Prep Info [L]:
 Misc. Prep Info [S]: 383619
 ISTD lot:
 Lot:
 Tune std: _____

Method:
 Surr. lot: 386067:5
 Cal. std: _____

Path/File	Smp Info	Mtrx/Batch	Type	DF	pH	Method/Sublist	Date	Time	Oper	Comments
1/a00bfb.d	8260-TUNE, 386833	L/179132	BFB	1	7	-bfb/all	7/01/24	18:18	BES	
1/a01cal1.d	8260-CAL1, 386834	L/179132	CALIB_1	1	<2	-a8260_a_c/all	7/01/24	18:49	BES	
1/a02cal2.d	8260-CAL2, 386835	L/179132	CALIB_2	1	<2	-a8260_a_c/all	7/01/24	19:19	BES	
1/a03cal3.d	8260-CAL3, 386836	L/179132	CALIB_3	1	<2	-a8260_a_c/all	7/01/24	19:50	BES	
1/a03cal3lqc.d	8260-CAL3, 386836	L/179132	LQC	1	<2	-a8260_a_c/all	7/01/24	19:50	BES	✓
1/a04cal4.d	8260-CAL4, 386837	L/179132	CALIB_4	1	<2	-a8260_a_c/all	7/01/24	20:20	BES	
1/a05cal5.d	8260-CAL5, 386838	L/179132	CALIB_5	1	<2	-a8260_a_c/all	7/01/24	20:50	BES	
1/a06cal6.d	8260-CAL6, 386839	L/179132	CALIB_6	1	<2	-a8260_a_c/all	7/01/24	21:21	BES	
1/a06cal6mqc.d	8260-CAL6, 386839	L/179132	MQC	1	<2	-a8260_a_c/all	7/01/24	21:21	BES	✓
1/a07cal7.d	8260-CAL7, 386840	L/179132	CALIB_7	1	<2	-a8260_a_c/all	7/01/24	21:51	BES	
1/a08cal8.d	8260-CAL8, 386841	L/179132	CALIB_8	1	<2	-a8260_a_c/all	7/01/24	22:22	BES	
1/a09.d	rinse	L/	SAMPLE	1	<2	-a8260_a_c/all	7/01/24	22:52	BES	✓
1/a10icv.d	8260-ICV, 386842	L/179132	ICV	1	<2	-a8260_a_c/all	7/01/24	23:22	BES	✓
1/a11.d	rinse	L/	SAMPLE	1	<2	-a8260_a_c/all	7/01/24	23:52	BES	
1/a12.d	W1	L/	SAMPLE	1	<2	-a8260_a_c/all	7/02/24	00:22	BES	
1/a13.d	S1	S/	SAMPLE	1		-a8260_a_c/all	7/02/24	00:52	BES	
1/a14.d	W5	L/	SAMPLE	1	<2	-a8260_a_c/all	7/02/24	01:23	BES	
1/a15.d	S5	S/	SAMPLE	1		-a8260_a_c/all	7/02/24	01:53	BES	
1/a16.d	W10	L/	SAMPLE	1	<2	-a8260_a_c/all	7/02/24	02:23	BES	
1/a17.d	S10	S/	SAMPLE	1		-a8260_a_c/all	7/02/24	02:54	BES	

Comments: All water samples have a pH below 2 unless otherwise noted.
 Samples for 624.1 are collected in unpreserved vials and analyzed within 7 days.

File Path 1: \\v50wintarget\chem\50mv3a.i\A070124cal.b
 Matrix Codes: [B]iota, [G]as, [L]iquid, [S]olid, [N]one
 Report Date: 18:41 07/02/2024

Reviewed By/Date: *BES 7-2-24* Page: 1 of 1

INSTRUMENT RUN LOG
Pace Analytical Services, Inc.

Instrument: 50mv3b.i
 Column: DB-624 20m X 0.18mm Helium
 Misc. Prep Info [L]:
 Misc. Prep Info [S]: 383619
 ISTD lot:
 Lot:
 Tune std:

Method:
 Surr. lot: 386067:5
 Cal. std:

Path/File	Smp Info	Mtrx/Batch	Type	DF	pH	Method/Sublist	Date	Time	Oper	Comments
1/b00bfb.d	8260-TUNE, 386833	L/179133	BFB	1	7	-bfb/all	7/01/24	18:34	BES	
1/b01cal1.d	8260-CAL1, 386834	L/179133	CALIB_1	1	<2	-b8260_a_c/all	7/01/24	19:04	BES	
1/b02cal2.d	8260-CAL2, 386835	L/179133	CALIB_2	1	<2	-b8260_a_c/all	7/01/24	19:34	BES	
1/b03cal3.d	8260-CAL3, 386836	L/179133	CALIB_3	1	<2	-b8260_a_c/all	7/01/24	20:05	BES	
1/b03cal3lqc.d	8260-CAL3, 386836	L/179133	LQC	1	<2	-b8260_a_c/all	7/01/24	20:05	BES	✓
1/b04cal4.d	8260-CAL4, 386837	L/179133	CALIB_4	1	<2	-b8260_a_c/all	7/01/24	20:35	BES	
1/b05cal5.d	8260-CAL5, 386838	L/179133	CALIB_5	1	<2	-b8260_a_c/all	7/01/24	21:06	BES	
1/b06cal6.d	8260-CAL6, 386839	L/179133	CALIB_6	1	<2	-b8260_a_c/all	7/01/24	21:36	BES	
1/b06cal6mqc.d	8260-CAL6, 386839	L/179133	MQC	1	<2	-b8260_a_c/all	7/01/24	21:36	BES	✓
1/b08cal7.d	8260-CAL7, 386840	L/179133	CALIB_7	1	<2	-b8260_a_c/all	7/01/24	22:07	BES	
1/b08cal8.d	8260-CAL8, 386841	L/179133	CALIB_8	1	<2	-b8260_a_c/all	7/01/24	22:37	BES	
1/b09.d	rinse	L/	SAMPLE	1	<2	-b8260_a_c/all	7/01/24	23:07	BES	
1/b10icv.d	8260-ICV, 386842	L/179133	ICV	1	<2	-b8260_a_c/all	7/01/24	23:37	BES	✓
1/b11.d	rinse	L/	SAMPLE	1	<2	-b8260_a_c/all	7/02/24	00:07	BES	
1/b12.d	W1	L/	SAMPLE	1	<2	-b8260_a_c/all	7/02/24	00:37	BES	
1/b13.d	S1	S/	SAMPLE	1		-b8260_a_c/all	7/02/24	01:08	BES	
1/b14.d	W5	L/	SAMPLE	1	<2	-b8260_a_c/all	7/02/24	01:38	BES	
1/b15.d	S5	S/	SAMPLE	1		-b8260_a_c/all	7/02/24	02:08	BES	
1/b16.d	W10	L/	SAMPLE	1	<2	-b8260_a_c/all	7/02/24	02:39	BES	

Comments: All water samples have a pH below 2 unless otherwise noted.

Samples for 624.1 are collected in unpreserved vials and analyzed within 7 days.

File Path 1: \\v50wintarget\chem\50mv3b.i\b070124cal.b
 Matrix Codes: [B]iota, [G]as, [L]iquid, [S]olid, [N]one
 Report Date: 18:13 07/03/2024

Reviewed By/Date: BES 7-3-24 Page: 1 of 1

INSTRUMENT RUN LOG
Pace Analytical Services, Inc.

Instrument: 50mv3a.i
 Column DB-624 20m X 0.18mm Helium
 Misc. Prep Info [L]:
 Misc. Prep Info [S]: 383619
 ISTD lot:
 Lot:
 Tune std: _____

Method:
 Surr. lot: 386067:5
 Cal. std: _____

Path/File	Smp Info	Mtrx/Batch	Type	DF	pH	Method/Sublist	Date	Time	Oper	Comments
1/a001.d	Rinse	L/	SAMPLE	1	<2	-a8260_a_c/all	7/18/24	09:56	TMW	✓
1/a00bfb.d	8260-TUNE, 386833	L/179132	BFB	1	7	-bfb/all	7/18/24	10:27	TMW	Good
1/a01ccv.d	8260-CCV, 388253	L/179132	CCALIB_6	1	7	-a8260_a_c/all	7/18/24	10:57	TMW	300
1/a02lcs.d	LCS, 386761:5	L/	LCS	1	7	-a8260_a_c/826	7/18/24	11:27	TMW	e
1/a03.d	BLK	L/	SAMPLE	1	<2	-a8260_a_c/all	7/18/24	11:58	TMW	✓
1/a04mb.d	MB	L/	BLANK	1	7	-a8260_a_c/all	7/18/24	12:28	TMW	✓
1/a05.d	50377879003	L/179516	SAMPLE	1	<2	-a8260_a_c/all	7/18/24	12:59	TMW	✓
1/a06.d	50377879004	L/179516	SAMPLE	1	<2	-a8260_a_c/all	7/18/24	13:29	TMW	✓
1/a07.d	50377879006	L/179516	SAMPLE	1	<2	-a8260_a_c/all	7/18/24	13:59	TMW	✓
1/a08.d	50377879007	L/179516	SAMPLE	1	<2	-a8260_a_c/all	7/18/24	14:30	TMW	✓
1/a09.d	50377879008	L/179516	SAMPLE	1	<2	-a8260_a_c/all	7/18/24	15:00	TMW	✓
1/a10.d	50377879009	L/179516	SAMPLE	1	<2	-a8260_a_c/all	7/18/24	15:31	TMW	✓
1/a11.d	50377879010	L/179516	SAMPLE	1	<2	-a8260_a_c/all	7/18/24	16:01	TMW	✓
1/a12.d	50377905061x1.1	L/179492	SAMPLE	1.1	<2	-a8260_a_c/all	7/18/24	16:31	TMW	✓
1/a13.d	50377905064	L/179516	SAMPLE	1	<2	-a8260_a_c/all	7/18/24	17:02	TMW	✓
1/a14.d	50377905065	L/179516	SAMPLE	1	<2	-a8260_a_c/all	7/18/24	17:32	TMW	BE 10X ✓
1/a15.d	50377879011	L/179516	SAMPLE	1	<2	-a8260_a_c/all	7/18/24	18:02	TMW	BE 1X C10
1/a16.d	3663272, 386761:5	L/179516	MS	1	<2	-a8260_a_c/826	7/18/24	18:33	TMW	✓
1/a17.d	3663273, 386761:5	L/179516	MSD	1	<2	-a8260_a_c/826	7/18/24	19:03	TMW	✓
1/a18.d	50377879012	L/179516	SAMPLE	1	<2	-a8260_a_c/all	7/18/24	19:33	TMW	✓
1/a19.d	50377912024	L/179516	SAMPLE	1	<2	-a8260_a_c/all	7/18/24	20:04	TMW	✓
1/a20.d	50377912025	L/179516	SAMPLE	1	<2	-a8260_a_c/all	7/18/24	20:34	TMW	BE 10X
1/a21.d	50377912026	L/179516	SAMPLE	1	<2	-a8260_a_c/all	7/18/24	21:04	TMW	✓
1/a22.d	50377912028	L/179516	SAMPLE	1	<2	-a8260_a_c/all	7/18/24	21:35	TMW	✓
1/a23.d	50377912029	L/179516	SAMPLE	1	<2	-a8260_a_c/all	7/18/24	22:05	TMW	✓
1/c00bfb.d	8260-TUNE, 386833	L/179132	BFB	1	7	-bfb/all	7/18/24	22:35	TMW	Good
1/c01ccv.d	8260-CCV, 388253	L/179132	CCALIB_6	1	7	-a8260_a_c/all	7/18/24	23:06	TMW	300
1/c01ccvlcs.d	8260-LCS, 385713	L/	LCS	1	7	-a8260_a_c/826	7/18/24	23:06	TMW	e
1/c02lcs.d	8260-LCS, 386761:5	S/	LCS	1		-a8260_a_c/826	7/18/24	23:36	TMW	BAI 1X 1000 DMS CNAS LCS
1/c03.d	RINSE	L/	SAMPLE	1	<2	-a8260_a_c/all	7/19/24	00:07	TMW	✓

Comments: All water samples have a pH below 2 unless otherwise noted.
 Samples for 624.1 are collected in unpreserved vials and analyzed within 7 days.

TMW 7/19/24

File Path 1: \\v50wintarget\chem\50mv3a.i\071824.b
 Matrix Codes: [B]iota, [G]as, [L]iquid, [S]olid, [N]one
 Report Date: 11:07 07/19/2024

Reviewed By/Date: _____ Page: 1 of 2

INSTRUMENT RUN LOG
Pace Analytical Services, Inc.

Instrument: 50mv3a.i
 Column DB-624 20m X 0.18mm Helium Method:
 Misc. Prep Info [L]:
 Misc. Prep Info [S]: 383619
 ISTD lot: Surr. lot: 386067:5
 Lot:
 Tune std: _____ Cal. std: _____

Path/File	Smp Info	Mtrx/Batch	Type	DF	pH	Method/Sublist	Date	Time	Oper	Comments
1/c04mbw.d	MB	L/	BLANK	1	7	-a8260_a_c/all	7/19/24	00:37	TMW	✓
1/c05.d	50377912036	L/179517	SAMPLE	1	<2	-a8260_a_c/all	7/19/24	01:08	TMW	✓
1/c06.d	50377912038	L/179517	SAMPLE	1	<2	-a8260_a_c/all	7/19/24	01:38	TMW	✓
1/c07.X	50377672001x500	S/179518	SAMPLE	500		-a8260_a_c/all	7/19/24	02:08	TMW	PC 50X10
1/c08.d	50377912027	L/179517	SAMPLE	1	<2	-a8260_a_c/all	7/19/24	02:39	TMW	✓ (PH)
1/c09.d	3663278,386761:5	L/179517	MS	1	<2	-a8260_a_c/826	7/19/24	03:09	TMW	✓
1/c10.d	3663279,386761:5	L/179517	MSD	1	<2	-a8260_a_c/826	7/19/24	03:39	TMW	✓
1/c11.d	50377994005,ust	L/179521	SAMPLE	1	<2	-a8260_a_c/ust	7/19/24	04:10	TMW	HS ✓
1/c12.d	50377994006	L/179517	SAMPLE	1	<2	-a8260_a_c/all	7/19/24	04:40	TMW	HS 0270X
1/c13.d	50378055001,ust	L/179521	SAMPLE	1	<2	-a8260_a_c/ust	7/19/24	05:10	TMW	✓
1/c14.d	50378055002,ust	L/179521	SAMPLE	1	<2	-a8260_a_c/ust	7/19/24	05:41	TMW	✓
1/c15.d	50378097038	L/179517	SAMPLE	1	<2	-a8260_a_c/all	7/19/24	06:11	TMW	✓
1/c16.d	3663276,386761:5	L/179517	MS	1	<2	-a8260_a_c/826	7/19/24	06:42	TMW	✓
1/c17.d	3663277,386761:5	L/179517	MSD	1	<2	-a8260_a_c/826	7/19/24	07:12	TMW	✓
1/c18.d	50378097039	L/179520	SAMPLE	1	<2	-a8260_a_c/all	7/19/24	07:42	TMW	✓
1/c19.d	50378097040	L/179520	SAMPLE	1	<2	-a8260_a_c/all	7/19/24	08:13	TMW	✓
1/c20.d	50378097041	L/179517	SAMPLE	1	<2	-a8260_a_c/all	7/19/24	08:43	TMW	✓
1/c21.d	50377869001x100,	S/179519	SAMPLE	100		-a8260_a_c/ust	7/19/24	09:13	TMW	SD4

Comments: All water samples have a pH below 2 unless otherwise noted.
 Samples for 624.1 are collected in unpreserved vials and analyzed within 7 days.

TMW 7/19/24

File Path 1: \\v50wintarget\chem\50mv3a.i\A071824.b
 Matrix Codes: [B]iota, [G]as, [L]iquid, [S]olid, [N]one
 Report Date: 11:07 07/19/2024

Reviewed By/Date: _____ Page: 2 of 2

INSTRUMENT RUN LOG
Pace Analytical Services, Inc.

Instrument: 50mv3b.i
 Column DB-624 20m X 0.18mm Helium
 Misc. Prep Info [L]:
 Misc. Prep Info [S]: 383619
 ISTD lot:
 Lot:
 Tune std: _____

Method:
 Surr. lot: 386067:5
 Cal. std: _____

Path/File	Smp Info	Mtrx/Batch	Type	DF	pH	Method/Sublist	Date	Time	Oper	Comments
1/b001.d	Rinse	L/	SAMPLE	1	<2	-b8260_a_c/all	7/18/24	10:11	TMW	✓
1/b00bfb.d	8260-TUNE, 386833	L/179133	BFB	1	7	-bfb/all ✓	7/18/24	10:42	TMW	Good
1/b01ccv.d	8260-CCV, 388253	L/179133	CCALIB_6	1	7	-b8260_a_c/all	7/18/24	11:12	TMW	Zut
1/b02lcs.d	LCS, 386761:5	S/	LCS	1		-b8260_a_c/826	7/18/24	11:43	TMW	✓
1/b03.d	BLK	L/	SAMPLE	1	<2	-b8260_a_c/all	7/18/24	12:13	TMW	✓
1/b04mb.d	mb	S/	BLANK	1		-b8260_a_c/all	7/18/24	12:44	TMW	✓
1/b05.d	50377912001x50	S/179523	SAMPLE	50		-b8260_a_c/all	7/18/24	13:14	TMW	D4 021000X
1/b06.d	50377912002x50	S/179523	SAMPLE	50		-b8260_a_c/all	7/18/24	13:44	TMW	D4
1/b07.d	50377912003	S/179523	SAMPLE	1	35.14	-b8260_a_c/all	7/18/24	14:15	TMW	✓
1/b08.d	50377912004x50	S/179523	SAMPLE	50		-b8260_a_c/all	7/18/24	14:45	TMW	D4
1/b09.X	50377912005	S/179523	SAMPLE	1	35.07	-b8260_a_c/all	7/18/24	15:15	TMW	021000WASH
1/b10.d	50377912006x100	S/179523	SAMPLE	100		-b8260_a_c/all	7/18/24	15:46	TMW	D4
1/b11.d	50377912007x50	S/179523	SAMPLE	50		-b8260_a_c/all	7/18/24	16:16	TMW	D4
1/b12.d	50377827003	S/179523	SAMPLE	1	35.34	-b8260_a_c/all	7/18/24	16:46	TMW	✓
1/b13.d	50377905005x1.1	S/179483	SAMPLE	1.1		-b8260_a_c/all	7/18/24	17:17	TMW	✓
1/b14.d	50377905019x1.1	S/179484	SAMPLE	1.1	35.15	-b8260_a_c/all	7/18/24	17:47	TMW	✓
1/b15.d	50377905015x50	S/179523	SAMPLE	50		-b8260_a_c/all	7/18/24	18:18	TMW	D4
1/b16.d	50377905016x100	S/179523	SAMPLE	100		-b8260_a_c/all	7/18/24	18:48	TMW	D3
1/b17.d	50377905017x100	S/179523	SAMPLE	100		-b8260_a_c/all	7/18/24	19:18	TMW	D3
1/b18.X	50377905018x500	S/179523	SAMPLE	500		-b8260_a_c/all	7/18/24	19:49	TMW	021000D1D
1/b19.d	50377905001x1000	S/179483	SAMPLE	1000		-b8260_a_c/all	7/18/24	20:19	TMW	✓
1/b20.d	50377905002x50	S/179523	SAMPLE	50		-b8260_a_c/all	7/18/24	20:49	TMW	D3
1/b21.d	50377905004x100	S/179523	SAMPLE	100		-b8260_a_c/all	7/18/24	21:20	TMW	D4
1/b22.d	50377905010x50	S/179523	SAMPLE	50		-b8260_a_c/all	7/18/24	21:50	TMW	D3
1/b23.d	50377905013x2000	S/179484	SAMPLE	2000		-b8260_a_c/all	7/18/24	22:20	TMW	✓
1/d00bfb.d	8260-TUNE, 386833	L/179133	BFB	1	7	-bfb/all ✓	7/18/24	22:51	TMW	Good
1/d01ccv.d	8260-CCV, 388253	L/179133	CCALIB_6	1	7	-b8260_a_c/all	7/18/24	23:21	TMW	Good
1/d02lcss.d	8260-LCS, 386761	S/	LCS	1		-b8260_a_c/826	7/18/24	23:51	TMW	✓
1/d03.d	RINSE	L/	SAMPLE	1	<2	-b8260_a_c/all	7/19/24	00:22	TMW	✓
1/d04mbs.d	MB	S/	BLANK	1		-b8260_a_c/all	7/19/24	00:52	TMW	✓

Comments: All water samples have a pH below 2 unless otherwise noted.

Samples for 624.1 are collected in unpreserved vials and analyzed within 7 days.

File Path 1: \\v50wintarget\chem\50mv3b.i\b071824.b
 Matrix Codes: [B]iota, [G]as, [L]iquid, [S]olid, [N]one
 Report Date: 11:19 07/19/2024

Reviewed By/Date: _____ Page: 1 of 2

TMW 7/19/24

INSTRUMENT RUN LOG
Pace Analytical Services, Inc.

Instrument: 50mv3b.i
 Column DB-624 20m X 0.18mm Helium Method:
 Misc. Prep Info [L]:
 Misc. Prep Info [S]: 383619
 ISTD lot: Surr. lot: 386067:5
 Lot:
 Tune std: _____ Cal. std: _____

Path/File	Smp Info	Mtrx/Batch	Type	DF	pH	Method/Sublist	Date	Time	Oper	Comments
1/d05.d	50377912008x50	S/179524	SAMPLE	50		-b8260_a_c/all	7/19/24	01:23	TMW	D4 ✓
1/d06.d	3663298,386761:5	S/179524	MS	50		-b8260_a_c/826	7/19/24	01:53	TMW	✓
1/d07.d	3663299,386761:5	S/179524	MSD	50		-b8260_a_c/826	7/19/24	02:24	TMW	✓
1/d08.d	50377912009	S/179524	SAMPLE	1	35.00	-b8260_a_c/all	7/19/24	02:54	TMW	✓
1/d09.d	50377912037	S/179524	SAMPLE	1		-b8260_a_c/all	7/19/24	03:25	TMW	✓
1/d10.d	50377911001x100	S/179525	SAMPLE	100	5.087	-b8260_a_c/all	7/19/24	03:55	TMW	D4 ✓
1/d11.d	50377911002	S/179525	SAMPLE	1	5.560	-b8260_a_c/all	7/19/24	04:25	TMW	50X ✓
1/d12.d	50377911003	S/179525	SAMPLE	1	5.429	-b8260_a_c/all	7/19/24	04:55	TMW	8250X ✓
1/d13.d	50377911004	S/179525	SAMPLE	1	5.184	-b8260_a_c/all	7/19/24	05:26	TMW	8250X 100X -1000X ✓
1/d14.d	50377911005	S/179525	SAMPLE	1	5.162	-b8260_a_c/all	7/19/24	05:56	TMW	8250X ✓
1/d15.d	50378105001	S/179524	SAMPLE	1	35.04	-b8260_a_c/all	7/19/24	06:26	TMW	8211X ✓
1/d16.d	50378105003	S/179524	SAMPLE	1	35.47	-b8260_a_c/all	7/19/24	06:57	TMW	✓
1/d17.d	50378105005	S/179524	SAMPLE	1	35.26	-b8260_a_c/all	7/19/24	07:27	TMW	✓
1/d18.d	50378105006	S/179524	SAMPLE	1	35.53	-b8260_a_c/all	7/19/24	07:58	TMW	✓
1/d19.d	50378105008	S/179524	SAMPLE	1	34.82	-b8260_a_c/all	7/19/24	08:28	TMW	✓
1/d20.d	50378105010	S/179524	SAMPLE	1	34.42	-b8260_a_c/all	7/19/24	08:58	TMW	✓

Comments: All water samples have a pH below 2 unless otherwise noted.
 Samples for 624.1 are collected in unpreserved vials and analyzed within 7 days.

TMW 7/19/24

File Path 1: \\v50wintarget\chem\50mv3b.i\b071824.b
 Matrix Codes: [B]iota, [G]as, [L]iquid, [S]olid, [N]one
 Report Date: 11:19 07/19/2024

Reviewed By/Date: _____ Page: 2 of 2

INSTRUMENT RUN LOG
Pace Analytical Services, Inc.

Instrument: 50mv3a.i
 Column DB-624 20m X 0.18mm Helium
 Misc. Prep Info [L]:
 Misc. Prep Info [S]: 383619
 ISTD lot:
 Lot:
 Tune std: _____

Method:
 Surr. lot: 386067:5
 Cal. std: _____

Path/File	Smp Info	Mtrx/Batch	Type	DF	pH	Method/Sublist	Date	Time	Oper	Comments
1/a001.d	Rinse	L/	SAMPLE	1	<2	-a8260_a_c/all	7/19/24	09:49	TMW	✓
1/a00bfb.d	8260-TUNE, 386833	L/179132	BFB	1	7	-bfb/all	7/19/24	10:19	TMW	Good low
1/a01ccv.d	8260-CCV, 388253:	L/179132	CCALIB_6	1	7	-a8260_a_c/all	7/19/24	10:50	TMW	✓
1/a02lcs.d	LCS, 386761:5	S/	LCS	1		-a8260_a_c/826	7/19/24	11:20	TMW	✓
1/a03.d	BLK	L/	SAMPLE	1	<2	-a8260_a_c/all	7/19/24	11:50	TMW	✓
1/a04mb.d	MB	S/	BLANK	1		-a8260_a_c/all	7/19/24	12:21	TMW	✓
1/a05	50378283001x50	S/179554	SAMPLE	50		-a8260_a_c/all	7/19/24	12:51	TMW	80% D4
1/a06	50378283002x50	S/179554	SAMPLE	50		-a8260_a_c/all	7/19/24	13:21	TMW	✓
1/a07.d	50378202001	S/179555	SAMPLE	1	5.5	-a8260_a_c/all	7/19/24	13:52	TMW	✓
1/a08.d	50378142001	S/179554	SAMPLE	1		-a8260_a_c/all	7/19/24	14:22	TMW	✓
1/a09.d	50378142002	S/179554	SAMPLE	1	3.915	-a8260_a_c/all	7/19/24	14:52	TMW	✓
1/a10.d	50378142003	S/179554	SAMPLE	1	3.50	-a8260_a_c/all	7/19/24	15:23	TMW	✓
1/a11.d	50377905018x100	S/179554	SAMPLE	100		-a8260_a_c/all	7/19/24	15:53	TMW	✓
1/a12.d	50378105001x1.1	S/179524	SAMPLE	1.1	3.54	-a8260_a_c/all	7/19/24	16:24	TMW	✓
1/a13.d	50377912005x50	S/179554	SAMPLE	50		-a8260_a_c/all	7/19/24	16:54	TMW	D3
1/a14.d	50377912001x100	S/179523	SAMPLE	100		-a8260_a_c/all	7/19/24	17:24	TMW	✓
1/a15.d	50377912025x10	L/179516	SAMPLE	10	<2	-a8260_a_c/all	7/19/24	17:55	TMW	✓
1/a16.d	50377672001x50	S/179555	SAMPLE	50		-a8260_a_c/all	7/19/24	18:25	TMW	D4
1/a17.d	50377905065x10	L/179516	SAMPLE	10	<2	-a8260_a_c/all	7/19/24	18:55	TMW	PH
1/a18.d	50377879011x1.1	L/179516	SAMPLE	1.1	<2	-a8260_a_c/all	7/19/24	19:26	TMW	✓
1/a19.d	50377994006x20	L/179517	SAMPLE	20	<2	-a8260_a_c/all	7/19/24	19:56	TMW	HS
1/a20.d	50377911004x100	S/179555	SAMPLE	100		-a8260_a_c/all	7/19/24	20:27	TMW	✓
1/a21.d	3664200, 386761:5	S/179555	MS	100		-a8260_a_c/all	7/19/24	20:57	TMW	✓
1/a22.d	3664201, 386761:5	S/179555	MSD	100		-a8260_a_c/all	7/19/24	21:27	TMW	✓
1/a23	50377911004x1000	S/179555	SAMPLE	1000		-a8260_a_c/all	7/19/24	21:58	TMW	low
1/c00bfb.d	8260-TUNE, 386833	L/179132	BFB	1	7	-bfb/all	7/19/24	22:28	TMW	Good
1/c01ccv.d	8260-CCV, 388253:	L/179132	CCALIB_6	1	7	-a8260_a_c/all	7/19/24	22:59	TMW	70% accuracy
1/c02lcss.d	8260-LCS, 386761:	S/	LCS	1		-a8260_a_c/826	7/19/24	23:29	TMW	✓
1/c03.d	RINSE	L/	SAMPLE	1	<2	-a8260_a_c/all	7/19/24	23:59	TMW	✓
1/c04mbs.d	MB	S/	BLANK	1		-a8260_a_c/all	7/20/24	00:30	TMW	✓

Comments: All water samples have a pH below 2 unless otherwise noted.

Samples for 624.1 are collected in unpreserved vials and analyzed within 7 days.

TMW 7/22/24

File Path 1: \\v50wintarget\chem\50mv3a.i\071924.b
 Matrix Codes: [B]iota, [G]as, [L]iquid, [S]olid, [N]one
 Report Date: 10:52 07/22/2024

Reviewed By/Date: _____ Page: 1 of 2

INSTRUMENT RUN LOG
Pace Analytical Services, Inc.

Instrument: 50mv3a.i
 Column DB-624 20m X 0.18mm Helium Method:
 Misc. Prep Info [L]:
 Misc. Prep Info [S]: 383619
 ISTD lot: Surr. lot: 386067:5
 Lot:
 Tune std: Cal. std:

Path/File	Smp Info	MtrxBatch	Type	DF	pH	Method/Sublist	Date	Time	Oper	Comments
1/c05.X	50378142011	S/179549	SAMPLE	1	3505	-a8260_a_c/all	7/20/24	01:00	TMW	RELX
1/c06.d	50378142012	S/179549	SAMPLE	1	3520	-a8260_a_c/all	7/20/24	01:31	TMW	✓
1/c07.X	50378142013	S/179549	SAMPLE	1		-a8260_a_c/all	7/20/24	02:01	TMW	RELX
1/c08.X	50378142014	S/179549	SAMPLE	1		-a8260_a_c/all	7/20/24	02:31	TMW	RELX
1/c09.d	50378142015	S/179549	SAMPLE	1	3532	-a8260_a_c/all	7/20/24	03:02	TMW	RELX
1/c10.d	50378142017	S/179549	SAMPLE	1	3553	-a8260_a_c/all	7/20/24	03:32	TMW	✓
1/c11.d	3664173,386761:5	S/179549	MS	1	3519	-a8260_a_c/826	7/20/24	04:02	TMW	✓
1/c12.d	3664174,386761:5	S/179549	MSD	1	3494	-a8260_a_c/826	7/20/24	04:33	TMW	✓
1/c13.d	50378142024	S/179549	SAMPLE	1		-a8260_a_c/all	7/20/24	05:03	TMW	✓
1/c14.X	50378213001	S/179549	SAMPLE	1		-a8260_a_c/all	7/20/24	05:33	TMW	REL 100X
1/c15.X	50378213003	S/179549	SAMPLE	1		-a8260_a_c/all	7/20/24	06:04	TMW	REL 50X
1/c16.d	50378213005	S/179549	SAMPLE	1		-a8260_a_c/all	7/20/24	06:34	TMW	✓
1/c17.d	50378232001	S/179549	SAMPLE	1		-a8260_a_c/all	7/20/24	07:05	TMW	✓
1/c18.X	50378232002	S/179549	SAMPLE	1		-a8260_a_c/all	7/20/24	07:35	TMW	RELX
1/c19.d	50378232003	S/179549	SAMPLE	1	3537	-a8260_a_c/all	7/20/24	08:06	TMW	✓
1/c20.d	50378232004	S/179549	SAMPLE	1	3536	-a8260_a_c/all	7/20/24	08:36	TMW	✓
1/c21.d	50378232005	S/179549	SAMPLE	1	3574	-a8260_a_c/all	7/20/24	09:06	TMW	✓
1/c22.d	50378232006	S/179549	SAMPLE	1	3543	-a8260_a_c/all	7/20/24	09:37	TMW	✓
1/c23.X	50378232007	S/179549	SAMPLE	1		-a8260_a_c/all	7/20/24	10:07	TMW	RELX

Comments: All water samples have a pH below 2 unless otherwise noted.
 Samples for 624.1 are collected in unpreserved vials and analyzed within 7 days.

TMW 7/22/24

File Path 1: \\v50wintarget\chem\50mv3a.i\A071924.b
 Matrix Codes: [B]iota, [G]as, [L]iquid, [S]olid, [N]one
 Report Date: 10:52 07/22/2024

Reviewed By/Date: _____ Page: 2 of 2

MSSV SIM - FORM II SVOA-1
WATER SEMI-VOLATILE SURROGATE RECOVERY

Lab Name: Pace Analytical - Indiana SDG No.: 50377912 Contract: 216 S. College Ave 24-199

Instrument ID: 50MSSC

LAB SAMPLE ID	SAMPLE NAME	2FBP	TD14
3660431	3660431BLANK	96	129
3660432	3660432LCS	97	124
3660435	3660435MS	96	121
3660436	3660436MSD	96	121
50377912024	SP-7	85	125
50377912025	SP-8	98	123
50377912026	SP-9	85	116
50377912027	SP-10	72	100
50377912028	SP-11	98	120
50377912029	SP-11 DUP	96	125
50377912036	EB-1	91	124

QC LIMITS

(43-129)

(64-162)

(2FBP) = 2-Fluorobiphenyl (S)

(TD14) = p-Terphenyl-d14 (S)

* Values outside of QC Limits

MSSV SIM - FORM II SVOA-1
SOLID SEMI-VOLATILE SURROGATE RECOVERY

Lab Name: Pace Analytical - Indiana SDG No.: 50377912 Contract: 216 S. College Ave 24-199

Instrument ID: 50MSSF

LAB SAMPLE ID	SAMPLE NAME	2FBP	TD14
3662825	3662825BLANK	70	79
3662826	3662826LCS	71	76
3662827	3662827MS	48	50
3662828	3662828MSD	50	53
50377912013	SP-7 (10-12') DUP	58	65
50377912014	SP-8 (7-10')	69	76
50377912015	SP-8 (10-12')	56	62
50377912016	SP-9 (7-10')	65	74
50377912017	SP-9 (10-12')	62	64
50377912018	SP-10 (0-2')	58	58
50377912019	SP-10 (5-7')	48	50
50377912020	SP-11 (0-2')	48	49
50377912021	SP-11 (5-7')	62	75
50377912022	SP-11 (2-4')	55	63

QC LIMITS

(16-93)

(19-115)

(2FBP) = 2-Fluorobiphenyl (S)

(TD14) = p-Terphenyl-d14 (S)

* Values outside of QC Limits

MSSV SIM - FORM II SVOA-2
SOLID SEMI-VOLATILE SURROGATE RECOVERY

Lab Name: Pace Analytical - Indiana SDG No.: 50377912 Contract: 216 S. College Ave 24-199

Instrument ID: 50MSSF

LAB SAMPLE ID	SAMPLE NAME	2FBP	TD14
3662773	3662773BLANK	67	86
3662774	3662774LCS	73	87
50377912010	SP-6 (6-7')	59	72
50377912011	SP-7 (7-9')	68	77
50377912012	SP-7 (10-12')	63	74

QC LIMITS

(16-93)

(19-115)

(2FBP) = 2-Fluorobiphenyl (S)

(TD14) = p-Terphenyl-d14 (S)

* Values outside of QC Limits

MSSV SIM - FORM III SVOA-1
WATER LABORATORY CONTROL SAMPLE RECOVERY

Lab Name: Pace Analytical - Indiana
 Date Extracted: 07/15/2024
 Instrument: 50MSSC
 Lab File ID: 071524.B\3660432L.D

Lab Sample ID: 3660432LCS
 Date Analyzed (1): 07/15/2024
 LCS Standard: 380778
 SDG No.: 50377912

COMPOUND	AMOUNT ADDED (ug/L)	LCS CONCENTRATION (ug/L)	LCS %REC	QC LIMITS REC.
Acenaphthene	25.0	23.1	92	65-121
Acenaphthylene	25.0	28.1	112	57-131
Anthracene	25.0	23.6	94	45-133
Benzo(a)anthracene	25.0	27.1	108	74-147
Benzo(a)pyrene	25.0	28.4	114	79-132
Benzo(b)fluoranthene	25.0	27.6	110	80-157
Benzo(g,h,i)perylene	25.0	26.4	105	70-131
Benzo(k)fluoranthene	25.0	30.9	124	71-158
Chrysene	25.0	29.5	118	65-135
Dibenz(a,h)anthracene	25.0	24.8	99	75-141
Fluoranthene	25.0	32.5	130	85-139
Fluorene	25.0	27.4	110	74-129
Indeno(1,2,3-cd)pyrene	25.0	25.0	100	65-133
1-Methylnaphthalene	25.0	24.2	97	55-123
2-Methylnaphthalene	25.0	20.2	81	49-116
Naphthalene	25.0	22.1	88	60-114
Phenanthrene	25.0	28.4	114	82-128
Pyrene	25.0	28.3	113	70-145

Spike Recovery: 0 out of 18 outside limits.

MSSV SIM - FORM III SVOA-1
SOLID LABORATORY CONTROL SAMPLE RECOVERY

Lab Name: Pace Analytical - Indiana
 Date Extracted: 07/18/2024
 Instrument: 50MSSF
 Lab File ID: 071824.B\3662774.D

Lab Sample ID: 3662774LCS
 Date Analyzed (1): 07/18/2024
 LCS Standard: 380778
 SDG No.: 50377912

COMPOUND	AMOUNT ADDED (mg/kg)	LCS CONCENTRATION (mg/kg)	LCS %REC	QC LIMITS REC.
Acenaphthene	0.67	0.48	73	48-118
Acenaphthylene	0.67	0.56	85	50-123
Anthracene	0.67	0.47	71	45-123
Benzo(a)anthracene	0.67	0.49	73	52-131
Benzo(a)pyrene	0.67	0.57	85	56-135
Benzo(b)fluoranthene	0.67	0.54	82	52-139
Benzo(g,h,i)perylene	0.67	0.48	71	49-132
Benzo(k)fluoranthene	0.67	0.57	86	55-134
Chrysene	0.67	0.50	75	52-127
Dibenz(a,h)anthracene	0.67	0.52	78	51-137
Fluoranthene	0.67	0.53	79	53-136
Fluorene	0.67	0.53	80	52-124
Indeno(1,2,3-cd)pyrene	0.67	0.51	76	49-139
1-Methylnaphthalene	0.67	0.52	79	49-116
2-Methylnaphthalene	0.67	0.47	70	48-116
Naphthalene	0.67	0.50	74	45-110
Phenanthrene	0.67	0.50	74	52-124
Pyrene	0.67	0.56	84	53-129

Spike Recovery: 0 out of 18 outside limits.

MSSV SIM - FORM III SVOA-1
SOLID LABORATORY CONTROL SAMPLE RECOVERY

Lab Name: Pace Analytical - Indiana
 Date Extracted: 07/18/2024
 Instrument: 50MSSF
 Lab File ID: 071924.B\3662826.D

Lab Sample ID: 3662826LCS
 Date Analyzed (1): 07/19/2024
 LCS Standard: 385117
 SDG No.: 50377912

COMPOUND	AMOUNT ADDED (mg/kg)	LCS CONCENTRATION (mg/kg)	LCS %REC	QC LIMITS REC.
Acenaphthene	0.67	0.46	69	48-118
Acenaphthylene	0.67	0.53	80	50-123
Anthracene	0.67	0.45	68	45-123
Benzo(a)anthracene	0.67	0.48	72	52-131
Benzo(a)pyrene	0.67	0.55	82	56-135
Benzo(b)fluoranthene	0.67	0.53	79	52-139
Benzo(g,h,i)perylene	0.67	0.50	75	49-132
Benzo(k)fluoranthene	0.67	0.52	78	55-134
Chrysene	0.67	0.49	73	52-127
Dibenz(a,h)anthracene	0.67	0.54	81	51-137
Fluoranthene	0.67	0.50	76	53-136
Fluorene	0.67	0.49	73	52-124
Indeno(1,2,3-cd)pyrene	0.67	0.52	78	49-139
1-Methylnaphthalene	0.67	0.48	71	49-116
2-Methylnaphthalene	0.67	0.42	63	48-116
Naphthalene	0.67	0.48	72	45-110
Phenanthrene	0.67	0.47	71	52-124
Pyrene	0.67	0.51	77	53-129

Spike Recovery: 0 out of 18 outside limits.

MSSV SIM - FORM III SVOA-1

WATER SEMI-VOLATILE MATRIX SPIKE/MATRIX SPIKE DUPLICATE RECOVERY

Lab Name: Pace Analytical - IndianaMatrix Spike - Sample No: 3660433MSDate Extracted: 07/15/2024Date Analyzed (1): 07/15/2024Instrument: 50MSSCLab File ID: 071524.B\3660433M.DParent Sample ID: 50377915001SDG No.: 50377912

COMPOUND	SPIKE ADDED (ug/L)	SAMPLE CONCENTRATION (ug/L)	MS CONCENTRATION (ug/L)	MS %REC	QC LIMITS REC.
1-Methylnaphthalene	25.0	15.1	33.1	72	35-144
2-Methylnaphthalene	25.0	1.3	20.1	75	38-130
Acenaphthene	25.0	ND	22.7	90	52-131
Acenaphthylene	25.0	ND	27.6	111	57-120
Anthracene	25.0	ND	22.9	92	43-123
Benzo(a)anthracene	25.0	ND	26.6	107	79-132
Benzo(a)pyrene	25.0	ND	27.6	110	75-125
Benzo(b)fluoranthene	25.0	ND	26.7	107	79-149
Benzo(g,h,i)perylene	25.0	ND	25.7	103	48-156
Benzo(k)fluoranthene	25.0	ND	29.9	120	81-150
Chrysene	25.0	ND	28.5	114	78-130
Dibenz(a,h)anthracene	25.0	ND	23.9	96	62-149
Fluoranthene	25.0	ND	32.1	128	74-141
Fluorene	25.0	ND	26.9	108	56-145
Indeno(1,2,3-cd)pyrene	25.0	ND	23.9	96	51-146
Naphthalene	25.0	ND	23.3	93	31-147
Phenanthrene	25.0	ND	28.1	112	77-130
Pyrene	25.0	ND	27.3	109	75-150

Spike Recovery: 0 out of 18 outside limits.

09/30/2024 6:40

MSSV SIM - FORM III SVOA-2
WATER SEMI-VOLATILE MATRIX SPIKE/MATRIX SPIKE DUPLICATE RECOVERY

Instrument (2): 50MSSC Matrix Spike Duplicate - Sample No: 3660434MSD
Lab File ID (2): 071524.B\3660434D.D Date Analyzed (2): 07/15/2024

COMPOUND	SPIKE ADDED (ug/L)	MSD CONCENTRATION (ug/L)	MSD %REC	%RPD	QC LIMITS	
					RPD	REC.
1-Methylnaphthalene	24.6	29.6	59	11	0-20	35-144
2-Methylnaphthalene	24.6	18.9	71	6	0-20	38-130
Acenaphthene	24.6	21.8	88	4	0-20	52-131
Acenaphthylene	24.6	27.1	110	2	0-20	57-120
Anthracene	24.6	22.5	91	2	0-20	43-123
Benzo(a)anthracene	24.6	26.8	109	1	0-20	79-132
Benzo(a)pyrene	24.6	27.5	112	0	0-20	75-125
Benzo(b)fluoranthene	24.6	26.7	108	0	0-20	79-149
Benzo(g,h,i)perylene	24.6	26.0	106	1	0-20	48-156
Benzo(k)fluoranthene	24.6	29.2	118	2	0-20	81-150
Chrysene	24.6	28.6	116	0	0-20	78-130
Dibenz(a,h)anthracene	24.6	24.4	99	2	0-20	62-149
Fluoranthene	24.6	30.6	124	5	0-20	74-141
Fluorene	24.6	25.7	104	5	0-20	56-145
Indeno(1,2,3-cd)pyrene	24.6	24.6	100	3	0-20	51-146
Naphthalene	24.6	22.3	91	4	0-20	31-147
Phenanthrene	24.6	27.5	111	2	0-20	77-130
Pyrene	24.6	27.5	111	1	0-20	75-150

RPD: 0 out of 18 outside limits.

Spike Recovery: 0 out of 18 outside limits.

MSSV SIM - FORM III SVOA-3

WATER SEMI-VOLATILE MATRIX SPIKE/MATRIX SPIKE DUPLICATE RECOVERY

Lab Name: Pace Analytical - IndianaMatrix Spike - Sample No: 3660435MSDate Extracted: 07/15/2024Date Analyzed (1): 07/15/2024Instrument: 50MSSCLab File ID: 071524.B\3660435M.DParent Sample ID: SP-10SDG No.: 50377912

COMPOUND	SPIKE ADDED (ug/L)	SAMPLE CONCENTRATION (ug/L)	MS CONCENTRATION (ug/L)	MS %REC	QC LIMITS REC.
1-Methylnaphthalene	25.4	12.5	38.2	101	35-144
2-Methylnaphthalene	25.4	14.1	35.7	85	38-130
Acenaphthene	25.4	0.13J	23.7	92	52-131
Acenaphthylene	25.4	<0.072	28.7	113	57-120
Anthracene	25.4	<0.080	24.8	97	43-123
Benzo(a)anthracene	25.4	<0.064	28.4	112	79-132
Benzo(a)pyrene	25.4	<0.069	28.7	113	75-125
Benzo(b)fluoranthene	25.4	<0.064	28.5	112	79-149
Benzo(g,h,i)perylene	25.4	<0.090	26.5	104	48-156
Benzo(k)fluoranthene	25.4	<0.067	29.5	116	81-150
Chrysene	25.4	<0.060	29.3	115	78-130
Dibenz(a,h)anthracene	25.4	<0.075	28.9	113	62-149
Fluoranthene	25.4	<0.073	31.6	124	74-141
Fluorene	25.4	<0.095	28.4	111	56-145
Indeno(1,2,3-cd)pyrene	25.4	<0.057	25.2	99	51-146
Naphthalene	25.4	2.6	25.7	91	31-147
Phenanthrene	25.4	<0.10	29.0	114	77-130
Pyrene	25.4	<0.098	28.9	113	75-150

Spike Recovery: 0 out of 18 outside limits.

09/30/2024 6:40

MSSV SIM - FORM III SVOA-4

WATER SEMI-VOLATILE MATRIX SPIKE/MATRIX SPIKE DUPLICATE RECOVERY

Instrument (2): 50MSSC Matrix Spike Duplicate - Sample No: 3660436MSD
 Lab File ID (2): 071524.B\3660436D.D Date Analyzed (2): 07/16/2024

COMPOUND	SPIKE ADDED (ug/L)	MSD CONCENTRATION (ug/L)	MSD %REC	%RPD	QC LIMITS	
					RPD	REC.
1-Methylnaphthalene	27.0	37.9	94	1	0-20	35-144
2-Methylnaphthalene	27.0	35.8	80	0	0-20	38-130
Acenaphthene	27.0	25.4	94	7	0-20	52-131
Acenaphthylene	27.0	30.6	114	6	0-20	57-120
Anthracene	27.0	25.8	96	4	0-20	43-123
Benzo(a)anthracene	27.0	29.7	110	4	0-20	79-132
Benzo(a)pyrene	27.0	30.0	111	4	0-20	75-125
Benzo(b)fluoranthene	27.0	29.6	110	4	0-20	79-149
Benzo(g,h,i)perylene	27.0	27.3	101	3	0-20	48-156
Benzo(k)fluoranthene	27.0	31.1	115	5	0-20	81-150
Chrysene	27.0	30.4	113	4	0-20	78-130
Dibenz(a,h)anthracene	27.0	26.6	99	8	0-20	62-149
Fluoranthene	27.0	32.5	121	3	0-20	74-141
Fluorene	27.0	29.6	110	4	0-20	56-145
Indeno(1,2,3-cd)pyrene	27.0	26.2	97	4	0-20	51-146
Naphthalene	27.0	27.2	91	5	0-20	31-147
Phenanthrene	27.0	30.5	113	5	0-20	77-130
Pyrene	27.0	30.7	114	6	0-20	75-150

RPD: 0 out of 18 outside limits.

Spike Recovery: 0 out of 18 outside limits.

MSSV SIM - FORM III SVOA-1
SOLID SEMI-VOLATILE MATRIX SPIKE/MATRIX SPIKE DUPLICATE RECOVERY

Lab Name: Pace Analytical - Indiana

Matrix Spike - Sample No: 3662775MS

Date Extracted: 07/18/2024

Date Analyzed (1): 07/18/2024

Instrument: 50MSSF

Lab File ID: 071824.B\3662775X5.D

Parent Sample ID: 50377911004

SDG No.: 50377912

COMPOUND	SPIKE ADDED (mg/kg)	SAMPLE CONCENTRATION (ug/kg)	MS CONCENTRATION (mg/kg)	MS %REC	QC LIMITS REC.
1-Methylnaphthalene	0.82	4990	4.6	-47	20-133
2-Methylnaphthalene	0.82	7930	6.9	-129	16-136
Acenaphthene	0.82	84.1	0.59	61	30-119
Acenaphthylene	0.82	29.9	0.62	73	34-117
Anthracene	0.82	33.2	0.54	62	16-129
Benzo(a)anthracene	0.82	ND	0.51	63	20-136
Benzo(a)pyrene	0.82	ND	0.57	70	20-142
Benzo(b)fluoranthene	0.82	ND	0.50	62	17-141
Benzo(g,h,i)perylene	0.82	ND	0.49	60	14-130
Benzo(k)fluoranthene	0.82	ND	0.62	76	19-142
Chrysene	0.82	ND	0.54	66	22-131
Dibenz(a,h)anthracene	0.82	ND	0.52	64	27-124
Fluoranthene	0.82	37.9	0.59	68	12-155
Fluorene	0.82	132	0.66	65	25-135
Indeno(1,2,3-cd)pyrene	0.82	ND	0.51	63	18-133
Naphthalene	0.82	5120	4.9	-33	11-130
Phenanthrene	0.82	170	0.68	62	11-147
Pyrene	0.82	59.2	0.63	69	11-154

Spike Recovery: 3 out of 18 outside limits.

MSSV SIM - FORM III SVOA-2
SOLID SEMI-VOLATILE MATRIX SPIKE/MATRIX SPIKE DUPLICATE RECOVERY

Instrument (2): 50MSSF Matrix Spike Duplicate - Sample No: 3662776MSD
 Lab File ID (2): 071824.B\3662776X5.D Date Analyzed (2): 07/18/2024

COMPOUND	SPIKE ADDED (mg/kg)	MSD CONCENTRATION (mg/kg)	MSD %REC	%RPD	QC LIMITS	
					RPD	REC.
1-Methylnaphthalene	0.81	4.9	-14	6	0-20	20-133
2-Methylnaphthalene	0.81	7.5	-58	8	0-20	16-136
Acenaphthene	0.81	0.62	66	5	0-20	30-119
Acenaphthylene	0.81	0.66	77	5	0-20	34-117
Anthracene	0.81	0.57	66	5	0-20	16-129
Benzo(a)anthracene	0.81	0.55	68	8	0-20	20-136
Benzo(a)pyrene	0.81	0.62	76	8	0-20	20-142
Benzo(b)fluoranthene	0.81	0.54	66	7	0-20	17-141
Benzo(g,h,i)perylene	0.81	0.53	65	8	0-20	14-130
Benzo(k)fluoranthene	0.81	0.68	84	10	0-20	19-142
Chrysene	0.81	0.58	71	6	0-20	22-131
Dibenz(a,h)anthracene	0.81	0.57	70	8	0-20	27-124
Fluoranthene	0.81	0.62	71	4	0-20	12-155
Fluorene	0.81	0.69	68	4	0-20	25-135
Indeno(1,2,3-cd)pyrene	0.81	0.55	68	8	0-20	18-133
Naphthalene	0.81	5.4	28	10	0-20	11-130
Phenanthrene	0.81	0.69	64	3	0-20	11-147
Pyrene	0.81	0.66	75	6	0-20	11-154

RPD: 0 out of 18 outside limits.

Spike Recovery: 2 out of 18 outside limits.

MSSV SIM - FORM III SVOA-1
SOLID SEMI-VOLATILE MATRIX SPIKE/MATRIX SPIKE DUPLICATE RECOVERY

Lab Name: Pace Analytical - Indiana

Matrix Spike - Sample No: 3662827MS

Date Extracted: 07/18/2024

Date Analyzed (1): 07/19/2024

Instrument: 50MSSF

Lab File ID: 071924.B\3662827X5.D

Parent Sample ID: SP-11 (0-2')

SDG No.: 50377912

COMPOUND	SPIKE ADDED (mg/kg)	SAMPLE CONCENTRATION (mg/kg)	MS CONCENTRATION (mg/kg)	MS %REC	QC LIMITS REC.
1-Methylnaphthalene	0.73	0.038	0.44	55	20-133
2-Methylnaphthalene	0.73	0.035	0.39	49	16-136
Acenaphthene	0.73	<0.011	0.37	50	30-119
Acenaphthylene	0.73	<0.010	0.40	55	34-117
Anthracene	0.73	0.037	0.36	45	16-129
Benzo(a)anthracene	0.73	0.086	0.38	40	20-136
Benzo(a)pyrene	0.73	0.11	0.41	41	20-142
Benzo(b)fluoranthene	0.73	0.11	0.38	37	17-141
Benzo(g,h,i)perylene	0.73	0.062	0.33	37	14-130
Benzo(k)fluoranthene	0.73	0.039	0.38	46	19-142
Chrysene	0.73	0.16	0.49	44	22-131
Dibenz(a,h)anthracene	0.73	<0.013	0.34	47	27-124
Fluoranthene	0.73	0.22	0.49	37	12-155
Fluorene	0.73	0.040	0.41	51	25-135
Indeno(1,2,3-cd)pyrene	0.73	0.055	0.34	39	18-133
Naphthalene	0.73	0.12	0.57	62	11-130
Phenanthrene	0.73	0.27	0.76	68	11-147
Pyrene	0.73	0.27	0.58	43	11-154

Spike Recovery: 0 out of 18 outside limits.

09/30/2024 6:40

MSSV SIM - FORM III SVOA-2
SOLID SEMI-VOLATILE MATRIX SPIKE/MATRIX SPIKE DUPLICATE RECOVERY

Instrument (2): 50MSSF Matrix Spike Duplicate - Sample No: 3662828MSD
 Lab File ID (2): 071924.B\3662828X5.D Date Analyzed (2): 07/19/2024

COMPOUND	SPIKE ADDED (mg/kg)	MSD CONCENTRATION (mg/kg)	MSD %REC	%RPD	QC LIMITS	
					RPD	REC.
1-Methylnaphthalene	0.73	0.41	51	7	0-20	20-133
2-Methylnaphthalene	0.73	0.37	46	7	0-20	16-136
Acenaphthene	0.73	0.39	53	6	0-20	30-119
Acenaphthylene	0.73	0.44	60	10	0-20	34-117
Anthracene	0.73	0.36	45	0	0-20	16-129
Benzo(a)anthracene	0.73	0.41	44	8	0-20	20-136
Benzo(a)pyrene	0.73	0.45	47	9	0-20	20-142
Benzo(b)fluoranthene	0.73	0.43	44	13	0-20	17-141
Benzo(g,h,i)perylene	0.73	0.37	42	11	0-20	14-130
Benzo(k)fluoranthene	0.73	0.42	52	11	0-20	19-142
Chrysene	0.73	0.43	36	13	0-20	22-131
Dibenz(a,h)anthracene	0.73	0.38	52	9	0-20	27-124
Fluoranthene	0.73	0.49	38	0	0-20	12-155
Fluorene	0.73	0.41	50	2	0-20	25-135
Indeno(1,2,3-cd)pyrene	0.73	0.38	45	12	0-20	18-133
Naphthalene	0.73	0.43	43	28	0-20	11-130
Phenanthrene	0.73	0.48	29	45	0-20	11-147
Pyrene	0.73	0.51	34	13	0-20	11-154

RPD: 2 out of 18 outside limits.

Spike Recovery: 0 out of 18 outside limits.

MSSV SIM - FORM IV SVOA-1
SEMI-VOLATILE METHOD BLANK SUMMARY

SAMPLE NO.

3660431BLANK

Lab Name: Pace Analytical - Indiana SDG No.: 50377912 Contract: 216 S. College Ave 24-199

Instrument ID: 50MSSC Matrix: Water Lab Sample ID: 3660431

Lab File ID: 071524.B\3660431B.D Date Analyzed: 07/15/2024 Time: 21:44

SAMPLE NO.	LAB SAMPLE ID	LAB FILE ID	ANALYZED
3660432LCS	3660432	071524.B\3660432L.D	07/15/2024 21:55
SP-7	50377912024	071524.B\50377912024.D	07/15/2024 23:10
SP-8	50377912025	071524.B\50377912025.D	07/15/2024 23:21
SP-9	50377912026	071524.B\50377912026.D	07/15/2024 23:32
SP-10	50377912027	071524.B\50377912027.D	07/15/2024 23:42
3660435MS	3660435	071524.B\3660435M.D	07/15/2024 23:53
3660436MSD	3660436	071524.B\3660436D.D	07/16/2024 00:04
SP-11	50377912028	071524.B\50377912028.D	07/16/2024 00:15
SP-11 DUP	50377912029	071524.B\50377912029.D	07/16/2024 00:25
EB-1	50377912036	071524.B\50377912036.D	07/16/2024 00:36

MSSV SIM - FORM IV SVOA-1
SEMI-VOLATILE METHOD BLANK SUMMARY

SAMPLE NO.

3662825BLANK

Lab Name: Pace Analytical - Indiana SDG No.: 50377912 Contract: 216 S. College Ave 24-199
Instrument ID: 50MSSF Matrix: Solid Lab Sample ID: 3662825
Lab File ID: 071924.B\3662825.D Date Analyzed: 07/19/2024 Time: 12:56

SAMPLE NO.	LAB SAMPLE ID	LAB FILE ID	ANALYZED
3662826LCS	3662826	071924.B\3662826.D	07/19/2024 13:10
SP-7 (10-12') DUP	50377912013	071924.B\50377912013.D	07/19/2024 13:24
SP-8 (7-10')	50377912014	071924.B\50377912014.D	07/19/2024 13:39
SP-8 (10-12')	50377912015	071924.B\50377912015.D	07/19/2024 13:53
SP-9 (7-10')	50377912016	071924.B\50377912016.D	07/19/2024 14:07
SP-9 (10-12')	50377912017	071924.B\50377912017.D	07/19/2024 14:21
SP-10 (0-2')	50377912018	071924.B\50377912018.D	07/19/2024 14:35
SP-10 (5-7')	50377912019	071924.B\50377912019.D	07/19/2024 14:50
SP-11 (0-2')	50377912020	071924.B\50377912020X5.D	07/19/2024 15:04
3662827MS	3662827	071924.B\3662827X5.D	07/19/2024 15:18
3662828MSD	3662828	071924.B\3662828X5.D	07/19/2024 15:32
SP-11 (5-7')	50377912021	071924.B\50377912021.D	07/19/2024 15:47
SP-11 (2-4')	50377912022	071924.B\50377912022.D	07/19/2024 16:01

MSSV SIM - FORM IV SVOA-1
SEMI-VOLATILE METHOD BLANK SUMMARY

SAMPLE NO.

3662773BLANK

Lab Name: Pace Analytical - Indiana SDG No.: 50377912 Contract: 216 S. College Ave 24-199
Instrument ID: 50MSSF Matrix: Solid Lab Sample ID: 3662773
Lab File ID: 071824.B\3662773.D Date Analyzed: 07/18/2024 Time: 21:15

SAMPLE NO.	LAB SAMPLE ID	LAB FILE ID	ANALYZED
3662774LCS	3662774	071824.B\3662774.D	07/18/2024 21:29
SP-6 (6-7')	50377912010	071824.B\50377912010.D	07/19/2024 01:45
SP-7 (7-9')	50377912011	071924.B\50377912011.D	07/19/2024 11:57
SP-7 (10-12')	50377912012	071924.B\50377912012.D	07/19/2024 12:11

MSSV SIM - FORM VIII SVOA-1
MSSV SIM INTERNAL STANDARD AREA AND RETENTION TIME SUMMARY

Lab Name: Pace Analytical - Indiana SDG No.: 50377912 Contract: 216 S. College Ave 24-199
 Sample ID : 25304374CCV Date Analyzed: 07/15/2024
 Instrument ID: 50MSSC GC Column: FULL Time Analyzed: 17:26
 Lab File ID: 071524.B\CCV.D

		AREA ANT	RT	AREA CRY	RT	AREA NPT	RT	AREA PHN	RT
12 HOUR STD		6556	1.781	15825	4.686	11421	1.022	14105	2.668
UPPER LIMIT		13112	2.281	31650	5.186	22842	1.522	28210	3.168
LOWER LIMIT		3278	1.281	7912.5	4.186	5710.5	0.522	7052.5	2.168
LAB SAMPLE ID	SAMPLE NO.								
3660431	3660431BLANK	5448	1.781	14569	4.678	9532	1.017	12389	2.668
3660432	3660432LCS	5931	1.777	15284	4.677	9968	1.022	13242	2.662
3660435	3660435MS	6667	1.781	15876	4.677	11200	1.026	14364	2.662
3660436	3660436MSD	7169	1.781	16055	4.677	12610	1.031	15143	2.662
50377912024	SP-7	7393	1.781	16274	4.677	12234	1.026	15135	2.668
50377912025	SP-8	6866	1.781	17941	4.677	11348	1.022	14754	2.668
50377912026	SP-9	6845	1.781	17087	4.677	11394	1.026	14844	2.662
50377912027	SP-10	7908	1.781	16208	4.677	13176	1.031	16686	2.668
50377912028	SP-11	6058	1.781	14845	4.677	10296	1.026	13212	2.668
50377912029	SP-11 DUP	6730	1.781	14962	4.678	11454	1.026	14503	2.668
50377912036	EB-1	6109	1.781	13883	4.678	10462	1.026	13155	2.668

ANT = Acenaphthene-d10 (IS)

CRY = Chrysene-d12 (IS)

NPT = Naphthalene-d8 (IS)

PHN = Phenanthrene-d10 (IS)

AREA UPPER LIMIT = 200% of Internal Standard Area

AREA LOWER LIMIT = 50% of Internal Standard Area

RT UPPER LIMIT = +0.500 minutes of Internal Standard RT

RT LOWER LIMIT = -0.500 minutes of Internal Standard RT

* Values outside of QC Limits

MSSV SIM - FORM VIII SVOA-1
MSSV SIM INTERNAL STANDARD AREA AND RETENTION TIME SUMMARY

Lab Name: Pace Analytical - Indiana SDG No.: 50377912 Contract: 216 S. College Ave 24-199

Sample ID : 25304374CCV Date Analyzed: 07/15/2024

Instrument ID: 50MSSC GC Column: FULL Time Analyzed: 17:26

Lab File ID: 071524.B\CCV.D

		AREA PYL	RT
12 HOUR STD		16690	6.158
UPPER LIMIT		33380	6.658
LOWER LIMIT		8345	5.658
LAB SAMPLE ID	SAMPLE NO.		
3660431	3660431BLANK	15626	6.148
3660432	3660432LCS	16093	6.147
3660435	3660435MS	17520	6.147
3660436	3660436MSD	17488	6.147
50377912024	SP-7	17563	6.147
50377912025	SP-8	20371	6.147
50377912026	SP-9	18985	6.147
50377912027	SP-10	17738	6.147
50377912028	SP-11	16854	6.147
50377912029	SP-11 DUP	16702	6.148
50377912036	EB-1	15319	6.148

PYL = Perylene-d12 (IS)

AREA UPPER LIMIT = 200% of Internal Standard Area

AREA LOWER LIMIT = 50% of Internal Standard Area

RT UPPER LIMIT = +0.500 minutes of Internal Standard RT

RT LOWER LIMIT = -0.500 minutes of Internal Standard RT

* Values outside of QC Limits

MSSV SIM - FORM VIII SVOA-1
MSSV SIM INTERNAL STANDARD AREA AND RETENTION TIME SUMMARY

Lab Name: Pace Analytical - Indiana SDG No.: 50377912 Contract: 216 S. College Ave 24-199
Sample ID : 25454495CCV Date Analyzed: 07/18/2024
Instrument ID: 50MSSF GC Column: FULL Time Analyzed: 13:55
Lab File ID: 071824.B\5PPM.D

		AREA ANT	RT	AREA CRY	RT	AREA NPT	RT	AREA PHN	RT
12 HOUR STD		19974	1.975	39641	5.545	34093	1.184	41340	2.846
UPPER LIMIT		39948	2.475	79282	6.045	68186	1.684	82680	3.346
LOWER LIMIT		9987	1.475	19820.5	5.045	17046.5	0.684	20670	2.346
LAB SAMPLE ID	SAMPLE NO.								
3662773	3662773BLANK	14931	1.979	31211	5.559	21170	1.189	33606	2.857
3662774	3662774LCS	14254	1.98	30098	5.553	21157	1.185	32442	2.852
50377912010	SP-6 (6-7')	14345	1.979	29365	5.552	23438	1.189	31440	2.852

ANT = Acenaphthene-d10 (IS)
CRY = Chrysene-d12 (IS)
NPT = Naphthalene-d8 (IS)
PHN = Phenanthrene-d10 (IS)

AREA UPPER LIMIT = 200% of Internal Standard Area
AREA LOWER LIMIT = 50% of Internal Standard Area
RT UPPER LIMIT = +0.500 minutes of Internal Standard RT
RT LOWER LIMIT = -0.500 minutes of Internal Standard RT

* Values outside of QC Limits

MSSV SIM - FORM VIII SVOA-1
MSSV SIM INTERNAL STANDARD AREA AND RETENTION TIME SUMMARY

Lab Name: Pace Analytical - Indiana SDG No.: 50377912 Contract: 216 S. College Ave 24-199
 Sample ID : 25454495CCV Date Analyzed: 07/18/2024
 Instrument ID: 50MSSF GC Column: FULL Time Analyzed: 13:55
 Lab File ID: 071824.B\5PPM.D

		AREA PYL	RT
12 HOUR STD		47516	7.399
UPPER LIMIT		95032	7.899
LOWER LIMIT		23758	6.899
LAB SAMPLE ID	SAMPLE NO.		
3662773	3662773BLANK	35551	7.413
3662774	3662774LCS	33444	7.406
50377912010	SP-6 (6-7')	34081	7.406

PYL = Perylene-d12 (IS)

AREA UPPER LIMIT = 200% of Internal Standard Area

AREA LOWER LIMIT = 50% of Internal Standard Area

RT UPPER LIMIT = +0.500 minutes of Internal Standard RT

RT LOWER LIMIT = -0.500 minutes of Internal Standard RT

* Values outside of QC Limits

MSSV SIM - FORM VIII SVOA-1
MSSV SIM INTERNAL STANDARD AREA AND RETENTION TIME SUMMARY

Lab Name: Pace Analytical - Indiana SDG No.: 50377912 Contract: 216 S. College Ave 24-199
 Sample ID : 25357014CCV Date Analyzed: 07/19/2024
 Instrument ID: 50MSSF GC Column: FULL Time Analyzed: 11:43
 Lab File ID: 071924.B\5PPM.D

		AREA ANT	RT	AREA CRY	RT	AREA NPT	RT	AREA PHN	RT
12 HOUR STD		17782	1.975	33796	5.552	30517	1.184	35926	2.852
UPPER LIMIT		35564	2.475	67592	6.052	61034	1.684	71852	3.352
LOWER LIMIT		8891	1.475	16898	5.052	15258.5	0.684	17963	2.352
LAB SAMPLE ID	SAMPLE NO.								
3662825	3662825BLANK	10601	1.98	21894	5.567	16857	1.185	22151	2.858
3662826	3662826LCS	10707	1.98	22043	5.553	17589	1.185	22441	2.852
3662827	3662827MS	14366	1.979	29030	5.552	22337	1.193	31461	2.852
3662828	3662828MSD	13692	1.98	29112	5.553	21590	1.193	30189	2.852
50377912011	SP-7 (7-9')	14222	1.975	30096	5.553	23814	1.185	31200	2.852
50377912012	SP-7 (10-12')	13642	1.98	28053	5.553	22830	1.189	28981	2.852
50377912013	SP-7 (10-12') DUP	11816	1.979	24584	5.552	19568	1.189	24685	2.852
50377912014	SP-8 (7-10')	10418	1.979	21967	5.552	16753	1.189	22195	2.852
50377912015	SP-8 (10-12')	11326	1.979	23959	5.552	18126	1.189	24343	2.852
50377912016	SP-9 (7-10')	10673	1.98	23931	5.553	16164	1.185	23907	2.852
50377912017	SP-9 (10-12')	10566	1.98	23165	5.553	17278	1.189	22801	2.852
50377912018	SP-10 (0-2')	11318	1.98	25675	5.553	17805	1.189	24633	2.852
50377912019	SP-10 (5-7')	10680	1.979	27085	5.552	15716	1.184	24697	2.852
50377912020	SP-11 (0-2')	14324	1.979	29944	5.552	21944	1.189	33038	2.852
50377912021	SP-11 (5-7')	13156	1.98	27243	5.56	19465	1.189	28297	2.858
50377912022	SP-11 (2-4')	12822	1.979	27603	5.559	19431	1.189	27762	2.857

ANT = Acenaphthene-d10 (IS)

CRY = Chrysene-d12 (IS)

NPT = Naphthalene-d8 (IS)

PHN = Phenanthrene-d10 (IS)

AREA UPPER LIMIT = 200% of Internal Standard Area

AREA LOWER LIMIT = 50% of Internal Standard Area

RT UPPER LIMIT = +0.500 minutes of Internal Standard RT

RT LOWER LIMIT = -0.500 minutes of Internal Standard RT

* Values outside of QC Limits

MSSV SIM - FORM VIII SVOA-1
MSSV SIM INTERNAL STANDARD AREA AND RETENTION TIME SUMMARY

Lab Name: Pace Analytical - Indiana SDG No.: 50377912 Contract: 216 S. College Ave 24-199

Sample ID : 25357014CCV Date Analyzed: 07/19/2024

Instrument ID: 50MSSF GC Column: FULL Time Analyzed: 11:43

Lab File ID: 071924.B\5PPM.D

		AREA PYL	RT
12 HOUR STD		42364	7.406
UPPER LIMIT		84728	7.906
LOWER LIMIT		21182	6.906
LAB SAMPLE ID	SAMPLE NO.		
3662825	3662825BLANK	28604	7.413
3662826	3662826LCS	28150	7.406
3662827	3662827MS	33501	7.406
3662828	3662828MSD	33505	7.406
50377912011	SP-7 (7-9')	35184	7.399
50377912012	SP-7 (10-12')	32730	7.406
50377912013	SP-7 (10-12') DUP	29408	7.406
50377912014	SP-8 (7-10')	27815	7.406
50377912015	SP-8 (10-12')	29018	7.406
50377912016	SP-9 (7-10')	28903	7.406
50377912017	SP-9 (10-12')	28551	7.406
50377912018	SP-10 (0-2')	31525	7.406
50377912019	SP-10 (5-7')	32631	7.406
50377912020	SP-11 (0-2')	34695	7.406
50377912021	SP-11 (5-7')	31890	7.406
50377912022	SP-11 (2-4')	32462	7.413

PYL = Perylene-d12 (IS)

AREA UPPER LIMIT = 200% of Internal Standard Area

AREA LOWER LIMIT = 50% of Internal Standard Area

RT UPPER LIMIT = +0.500 minutes of Internal Standard RT

RT LOWER LIMIT = -0.500 minutes of Internal Standard RT

* Values outside of QC Limits

MSSV SIM - FORM VI SVOA-1
MSSV SIM INITIAL CALIBRATION DATA

Lab Name: Pace Analytical - Indiana Instrument ID: 50MSSC GC Column: FULL SDG No.: 50377912
Calibration Date(s): 06/28/2024 06/28/2024 Calibration Time(s): 15:48 16:53

LAB FILE ID

CAL1 = 062824CAL.B\CAL1.D CAL2 = 062824CAL.B\CAL2.D CAL3 = 062824CAL.B\CAL3.D
CAL4 = 062824CAL.B\CAL4.D CAL5 = 062824CAL.B\CAL5.D CAL6 = 062824CAL.B\CAL6.D
CAL7 = 062824CAL.B\CAL7.D

COMPOUND	CURVE TYPE	CAL1	CAL2	CAL3	CAL4	CAL5	CAL6
Acenaphthene	Averaged	1.38163	1.22422	1.07968	1.00212	1.00809	0.94426
Acenaphthylene	Averaged	1.70525	1.75150	1.62728	1.57911	1.57778	1.51700
Anthracene	Averaged	0.90717	1.01775	0.96130	0.96774	0.94585	0.92001
Benzo(a)anthracene	Averaged	1.43296	1.32936	1.23904	1.17298	1.18286	1.15084
Benzo(a)pyrene	Averaged	1.09854	1.11465	1.03780	0.98757	1.13296	1.11637
Benzo(b)fluoranthene	Averaged	1.20970	1.35302	1.25682	1.29515	1.30684	1.30453
Benzo(g,h,i)perylene	Averaged	1.20970	1.28936	1.33188	1.17553	1.22049	1.31426
Benzo(k)fluoranthene	Averaged	1.10508	1.38010	1.32369	1.40599	1.45686	1.34574
Chrysene	Averaged	1.39884	1.52695	1.40760	1.33139	1.38721	1.22258
Dibenz(a,h)anthracene	Averaged	1.08546	1.20674	1.04940	0.99918	1.02222	1.33510
Fluoranthene	Averaged	1.18188	1.31487	1.18646	1.17564	1.25864	1.22040
Fluorene	Averaged	1.21982	1.36518	1.32119	1.28518	1.30514	1.26308
Indeno(1,2,3-cd)pyrene	Averaged	1.39933	1.56836	1.46629	1.43758	1.36346	1.59420
1-Methylnaphthalene	Averaged	0.56742	0.61766	0.58102	0.58133	0.57033	0.53120
2-Methylnaphthalene	Averaged	0.66756	0.66378	0.62909	0.59618	0.61109	0.58006
Naphthalene	Averaged	1.15487	1.06764	1.01365	0.97001	0.95522	0.88879
Phenanthrene	Averaged	1.06689	1.09304	1.02192	1.00654	1.02172	0.95252
Pyrene	Averaged	1.27602	1.44995	1.39336	1.36737	1.32220	1.10488
2-Fluorobiphenyl (S)	Averaged	1.41897	1.53224	1.46326	1.42539	1.39659	1.26092
p-Terphenyl-d14 (S)	Averaged	0.95531	1.00828	0.98285	0.98197	0.93414	0.77139

The values for compounds reported as total are based on a summation of the components within the laboratory information management system.

09/30/2024 6:40

MSSV SIM - FORM VI SVOA-2
MSSV SIM INITIAL CALIBRATION DATA

Lab Name: Pace Analytical - Indiana Instrument ID: 50MSSC GC Column: FULL SDG No.: 50377912
 Calibration Date(s): 06/28/2024 06/28/2024 Calibration Time(s): 15:48 16:53

LAB FILE ID

CAL1 = 062824CAL.B\CAL1.D CAL2 = 062824CAL.B\CAL2.D CAL3 = 062824CAL.B\CAL3.D
 CAL4 = 062824CAL.B\CAL4.D CAL5 = 062824CAL.B\CAL5.D CAL6 = 062824CAL.B\CAL6.D
 CAL7 = 062824CAL.B\CAL7.D

COMPOUND	CURVE TYPE	CAL7	%RSD	R2	A1	A2	A3
Acenaphthene	Averaged	0.95620	14.88665			1.08517	
Acenaphthylene	Averaged	1.55885	5.19607			1.61668	
Anthracene	Averaged	0.93129	3.87471			0.95016	
Benzo(a)anthracene	Averaged	1.15612	8.59641			1.23774	
Benzo(a)pyrene	Averaged	1.13356	5.07582			1.08878	
Benzo(b)fluoranthene	Averaged	1.33054	3.67745			1.29380	
Benzo(g,h,i)perylene	Averaged	1.23793	4.65473			1.25416	
Benzo(k)fluoranthene	Averaged	1.40318	8.51864			1.34580	
Chrysene	Averaged	1.22611	7.95617			1.35724	
Dibenz(a,h)anthracene	Averaged	1.09850	10.64359			1.11380	
Fluoranthene	Averaged	1.20774	4.12086			1.22081	
Fluorene	Averaged	1.28460	3.53669			1.29203	
Indeno(1,2,3-cd)pyrene	Averaged	1.41723	5.91800			1.46378	
1-Methylnaphthalene	Averaged	0.54229	4.96153			0.57018	
2-Methylnaphthalene	Averaged	0.59406	5.57554			0.62026	
Naphthalene	Averaged	0.89900	9.54295			0.99274	
Phenanthrene	Averaged	0.97876	4.73041			1.02020	
Pyrene	Averaged	1.13089	10.14222			1.29209	
2-Fluorobiphenyl (S)	Averaged	1.24592	7.48520			1.39190	
p-Terphenyl-d14 (S)	Averaged	0.76532	11.19157			0.91418	

The values for compounds reported as total are based on a summation of the components within the laboratory information management system.

09/30/2024 6:40

MSSV SIM - FORM VI SVOA-1
MSSV SIM INITIAL CALIBRATION DATA

Lab Name: Pace Analytical - Indiana Instrument ID: 50MSSF GC Column: FULL SDG No.: 50377912
 Calibration Date(s): 09/21/2023 09/21/2023 Calibration Time(s): 11:46 13:39

LAB FILE ID

CAL1 = 092123CAL.B\CAL1358610.D CAL2 = 092123CAL.B\CAL2358611.D CAL3 = 092123CAL.B\CAL3358612.D
 CAL4 = 092123CAL.B\CAL4358613.D CAL5 = 092123CAL.B\CAL5358614.D CAL6 = 092123CAL.B\CAL6358615.D
 CAL7 = 092123CAL.B\CAL7358616.D CAL8 = 092123CAL.B\CAL8358617.D CAL9 = 092123CAL.B\CAL9358618.D

COMPOUND	CURVE TYPE	CAL1	CAL2	CAL3	CAL4	CAL5	CAL6
Acenaphthene	Averaged	1.50626	1.37070	1.32916	1.28305	1.21230	1.19462
Acenaphthylene	Averaged	2.24016	2.12172	1.98933	2.01144	2.01005	1.97260
Anthracene	Averaged	1.47732	1.28004	1.23385	1.29206	1.22313	1.13859
Benzo(a)anthracene	Averaged	1.99501	1.68035	1.49877	1.54247	1.48906	1.48967
Benzo(a)pyrene	Averaged	1.19268	1.07714	1.13135	1.17127	1.19943	1.22342
Benzo(b)fluoranthene	Averaged	1.52329	1.35253	1.43428	1.49020	1.42452	1.50837
Benzo(g,h,i)perylene	Averaged	1.63907	1.48505	1.58483	1.53007	1.42655	1.36574
Benzo(k)fluoranthene	Averaged	1.64744	1.48949	1.38419	1.40389	1.41696	1.42993
Chrysene	Averaged	1.98197	1.84610	1.71070	1.68350	1.57204	1.50313
Dibenz(a,h)anthracene	Averaged	1.50097	1.37030	1.46530	1.44660	1.38093	1.33434
Fluoranthene	Averaged	1.65760	1.49807	1.42941	1.50078	1.45218	1.44651
Fluorene	Averaged	1.85224	1.68701	1.64773	1.71844	1.53513	1.54093
Indeno(1,2,3-cd)pyrene	Averaged	1.77159	1.58351	1.70210	1.67852	1.60202	1.52411
1-Methylnaphthalene	Averaged	0.89362	0.84249	0.76447	0.78246	0.74433	0.70317
2-Methylnaphthalene	Averaged	0.92430	0.83397	0.80201	0.81961	0.78025	0.76299
Naphthalene	Averaged	1.40076	1.27386	1.22311	1.21901	1.15413	1.13286
Phenanthrene	Averaged	1.46934	1.33966	1.24206	1.28916	1.19815	1.17799
Pyrene	Averaged	1.77660	1.61106	1.55365	1.58137	1.51657	1.51617
2-Fluorobiphenyl (S)	Averaged	1.88369	1.74991	1.68074	1.68749	1.63437	1.55673
p-Terphenyl-d14 (S)	Averaged	1.21754	1.08574	1.07563	1.09666	1.04283	1.04158

The values for compounds reported as total are based on a summation of the components within the laboratory information management system.

09/30/2024 6:40

MSSV SIM - FORM VI SVOA-2
MSSV SIM INITIAL CALIBRATION DATA

Lab Name: Pace Analytical - Indiana Instrument ID: 50MSSF GC Column: FULL SDG No.: 50377912
 Calibration Date(s): 09/21/2023 09/21/2023 Calibration Time(s): 11:46 13:39

LAB FILE ID

CAL1 = 092123CAL.B\CAL1358610.D CAL2 = 092123CAL.B\CAL2358611.D CAL3 = 092123CAL.B\CAL3358612.D
 CAL4 = 092123CAL.B\CAL4358613.D CAL5 = 092123CAL.B\CAL5358614.D CAL6 = 092123CAL.B\CAL6358615.D
 CAL7 = 092123CAL.B\CAL7358616.D CAL8 = 092123CAL.B\CAL8358617.D CAL9 = 092123CAL.B\CAL9358618.D

COMPOUND	CURVE TYPE	CAL7	CAL8	CAL9
Acenaphthene	Averaged	1.19785	0.00000	1.10005
Acenaphthylene	Averaged	1.99996	0.00000	1.89521
Anthracene	Averaged	1.17099	0.00000	1.02227
Benzo(a)anthracene	Averaged	1.48799	0.00000	1.48534
Benzo(a)pyrene	Averaged	1.21375	0.00000	1.16448
Benzo(b)fluoranthene	Averaged	1.42998	0.00000	1.41702
Benzo(g,h,i)perylene	Averaged	1.32945	0.00000	1.26900
Benzo(k)fluoranthene	Averaged	1.45869	0.00000	1.24839
Chrysene	Averaged	1.46589	0.00000	1.33073
Dibenz(a,h)anthracene	Averaged	1.29923	0.00000	1.16489
Fluoranthene	Averaged	1.44864	0.00000	1.32356
Fluorene	Averaged	1.52279	0.00000	1.40002
Indeno(1,2,3-cd)pyrene	Averaged	1.53339	0.00000	1.45183
1-Methylnaphthalene	Averaged	0.71351	0.00000	0.61928
2-Methylnaphthalene	Averaged	0.75834	0.00000	0.67803
Naphthalene	Averaged	1.11587	0.00000	1.02123
Phenanthrene	Averaged	1.17360	0.00000	1.04256
Pyrene	Averaged	1.49936	0.00000	1.39828
2-Fluorobiphenyl (S)	Averaged	1.52636	0.00000	1.38374
p-Terphenyl-d14 (S)	Averaged	1.01465	0.00000	0.92107

The values for compounds reported as total are based on a summation of the components within the laboratory information management system.

MSSV SIM - FORM VI SVOA-3
MSSV SIM INITIAL CALIBRATION DATA

Lab Name: Pace Analytical - Indiana Instrument ID: 50MSSF GC Column: FULL SDG No.: 50377912
 Calibration Date(s): 09/21/2023 09/21/2023 Calibration Time(s): 11:46 13:39

LAB FILE ID

CAL1 = 092123CAL.B\CAL1358610.D CAL2 = 092123CAL.B\CAL2358611.D CAL3 = 092123CAL.B\CAL3358612.D
 CAL4 = 092123CAL.B\CAL4358613.D CAL5 = 092123CAL.B\CAL5358614.D CAL6 = 092123CAL.B\CAL6358615.D
 CAL7 = 092123CAL.B\CAL7358616.D CAL8 = 092123CAL.B\CAL8358617.D CAL9 = 092123CAL.B\CAL9358618.D

COMPOUND	CURVE TYPE	%RSD	R2	A1	A2	A3
Acenaphthene	Averaged	9.95259			1.27425	
Acenaphthylene	Averaged	5.17791			2.03006	
Anthracene	Averaged	10.76020			1.22978	
Benzo(a)anthracene	Averaged	11.29790			1.58358	
Benzo(a)pyrene	Averaged	4.11523			1.17169	
Benzo(b)fluoranthene	Averaged	3.89312			1.44752	
Benzo(g,h,i)perylene	Averaged	8.87039			1.45372	
Benzo(k)fluoranthene	Averaged	7.78669			1.43487	
Chrysene	Averaged	12.97178			1.63676	
Dibenz(a,h)anthracene	Averaged	7.82912			1.37032	
Fluoranthene	Averaged	6.37007			1.46959	
Fluorene	Averaged	8.76087			1.61304	
Indeno(1,2,3-cd)pyrene	Averaged	6.58106			1.60588	
1-Methylnaphthalene	Averaged	11.21638			0.75792	
2-Methylnaphthalene	Averaged	8.91533			0.79494	
Naphthalene	Averaged	9.60573			1.19260	
Phenanthrene	Averaged	10.27496			1.24157	
Pyrene	Averaged	7.01910			1.55663	
2-Fluorobiphenyl (S)	Averaged	9.25636			1.63788	
p-Terphenyl-d14 (S)	Averaged	7.88120			1.06196	

The values for compounds reported as total are based on a summation of the components within the laboratory information management system.

MSSV SIM - FORM VII SVOA-1
MSSV SIM CONTINUING CALIBRATION DATA

SAMPLE NO.

25304374CCV

Lab Name: Pace Analytical - Indiana

Calibration Date: 07/15/2024 Time: 17:26

Instrument ID: 50MSSC GC Column: FULL

Init. Calib. Date(s): 06/28/2024 06/28/2024

Lab File ID: 071524.B\CCV.D

Init. Calib. Time(s): 15:48 16:53

SDG No.: 50377912

COMPOUND	CURVE	RRF or Amount	RRF or Amount	MIN RRF	%D	MAX %D
Acenaphthene	Averaged	1.08517	0.97498	0.0500	-10.1539	20.0000
Acenaphthylene	Averaged	1.61668	1.55140	0.0500	-4.0377	20.0000
Anthracene	Averaged	0.95016	0.95193	0.0500	0.1866	20.0000
Benzo(a)anthracene	Averaged	1.23774	1.16013	0.0500	-6.2703	20.0000
Benzo(a)pyrene	Averaged	1.08878	1.07238	0.0500	-1.5062	20.0000
Benzo(b)fluoranthene	Averaged	1.29380	1.24230	0.0500	-3.9804	20.0000
Benzo(g,h,i)perylene	Averaged	1.25416	1.18598	0.0500	-5.4367	20.0000
Benzo(k)fluoranthene	Averaged	1.34580	1.36153	0.0500	1.1687	20.0000
Chrysene	Averaged	1.35724	1.34679	0.0500	-0.7696	20.0000
Dibenz(a,h)anthracene	Averaged	1.11380	1.06591	0.0500	-4.3000	20.0000
Fluoranthene	Averaged	1.22081	1.27267	0.0500	4.2483	20.0000
Fluorene	Averaged	1.29203	1.27257	0.0500	-1.5055	20.0000
Indeno(1,2,3-cd)pyrene	Averaged	1.46378	1.30312	0.0500	-10.9760	20.0000
1-Methylnaphthalene	Averaged	0.57018	0.55906	0.0500	-1.9504	20.0000
2-Methylnaphthalene	Averaged	0.62026	0.58664	0.0500	-5.4202	20.0000
Naphthalene	Averaged	0.99274	0.94388	0.0500	-4.9223	20.0000
Phenanthrene	Averaged	1.02020	0.98469	0.0500	-3.4809	20.0000
Pyrene	Averaged	1.29209	1.20929	0.0500	-6.4086	20.0000
2-Fluorobiphenyl (S)	Averaged	1.39190	1.32932	0.0500	-4.4961	20.0000
p-Terphenyl-d14 (S)	Averaged	0.91418	0.82174	0.0500	-10.1120	20.0000

The values for compounds reported as total are based on a summation of the components within the laboratory information management system.

09/30/2024 6:40

MSSV SIM - FORM VII SVOA-1
MSSV SIM CONTINUING CALIBRATION DATA

SAMPLE NO.

25454495CCV

Lab Name: Pace Analytical - Indiana

Calibration Date: 07/18/2024 Time: 13:55

Instrument ID: 50MSSF GC Column: FULL

Init. Calib. Date(s): 09/21/2023 09/21/2023

Lab File ID: 071824.B\5PPM.D

Init. Calib. Time(s): 11:46 13:39

SDG No.: 50377912

COMPOUND	CURVE	RRF or Amount	RRF or Amount	MIN RRF	%D	MAX %D
Acenaphthene	Averaged	1.27425	1.22529	0.0500	-3.8419	20.0000
Acenaphthylene	Averaged	2.03006	2.33008	0.0500	14.7790	20.0000
Anthracene	Averaged	1.22978	1.24422	0.0500	1.1739	20.0000
Benzo(a)anthracene	Averaged	1.58358	1.55821	0.0500	-1.6022	20.0000
Benzo(a)pyrene	Averaged	1.17169	1.30381	0.0500	11.2762	20.0000
Benzo(b)fluoranthene	Averaged	1.44752	1.54697	0.0500	6.8703	20.0000
Benzo(g,h,i)perylene	Averaged	1.45372	1.40233	0.0500	-3.5352	20.0000
Benzo(k)fluoranthene	Averaged	1.43487	1.56876	0.0500	9.3306	20.0000
Chrysene	Averaged	1.63676	1.60162	0.0500	-2.1465	20.0000
Dibenz(a,h)anthracene	Averaged	1.37032	1.41533	0.0500	3.2849	20.0000
Fluoranthene	Averaged	1.46959	1.50692	0.0500	2.5398	20.0000
Fluorene	Averaged	1.61304	1.60729	0.0500	-0.3564	20.0000
Indeno(1,2,3-cd)pyrene	Averaged	1.60588	1.64025	0.0500	2.1399	20.0000
1-Methylnaphthalene	Averaged	0.75792	0.76124	0.0500	0.4386	20.0000
2-Methylnaphthalene	Averaged	0.79494	0.72701	0.0500	-8.5448	20.0000
Naphthalene	Averaged	1.19260	1.21873	0.0500	2.1904	20.0000
Phenanthrene	Averaged	1.24157	1.20806	0.0500	-2.6991	20.0000
Pyrene	Averaged	1.55663	1.62481	0.0500	4.3795	20.0000
2-Fluorobiphenyl (S)	Averaged	1.63788	1.72084	0.0500	5.0651	20.0000
p-Terphenyl-d14 (S)	Averaged	1.06196	1.15648	0.0500	8.9002	20.0000

The values for compounds reported as total are based on a summation of the components within the laboratory information management system.

09/30/2024 6:40

MSSV SIM - FORM VII SVOA-1
MSSV SIM CONTINUING CALIBRATION DATA

SAMPLE NO.

25357014CCV

Lab Name: Pace Analytical - Indiana

Calibration Date: 07/19/2024 Time: 11:43

Instrument ID: 50MSSF GC Column: FULL

Init. Calib. Date(s): 09/21/2023 09/21/2023

Lab File ID: 071924.B\5PPM.D

Init. Calib. Time(s): 11:46 13:39

SDG No.: 50377912

COMPOUND	CURVE	RRF or Amount	RRF or Amount	MIN RRF	%D	MAX %D
Acenaphthene	Averaged	1.27425	1.21657	0.0500	-4.5266	20.0000
Acenaphthylene	Averaged	2.03006	2.35266	0.0500	15.8913	20.0000
Anthracene	Averaged	1.22978	1.26479	0.0500	2.8470	20.0000
Benzo(a)anthracene	Averaged	1.58358	1.51133	0.0500	-4.5624	20.0000
Benzo(a)pyrene	Averaged	1.17169	1.30932	0.0500	11.7461	20.0000
Benzo(b)fluoranthene	Averaged	1.44752	1.36784	0.0500	-5.5052	20.0000
Benzo(g,h,i)perylene	Averaged	1.45372	1.45296	0.0500	-0.0526	20.0000
Benzo(k)fluoranthene	Averaged	1.43487	1.68369	0.0500	17.3409	20.0000
Chrysene	Averaged	1.63676	1.64342	0.0500	0.4070	20.0000
Dibenz(a,h)anthracene	Averaged	1.37032	1.45388	0.0500	6.0976	20.0000
Fluoranthene	Averaged	1.46959	1.48068	0.0500	0.7545	20.0000
Fluorene	Averaged	1.61304	1.59684	0.0500	-1.0043	20.0000
Indeno(1,2,3-cd)pyrene	Averaged	1.60588	1.68258	0.0500	4.7762	20.0000
1-Methylnaphthalene	Averaged	0.75792	0.76135	0.0500	0.4525	20.0000
2-Methylnaphthalene	Averaged	0.79494	0.72012	0.0500	-9.4113	20.0000
Naphthalene	Averaged	1.19260	1.23135	0.0500	3.2487	20.0000
Phenanthrene	Averaged	1.24157	1.20189	0.0500	-3.1959	20.0000
Pyrene	Averaged	1.55663	1.63516	0.0500	5.0448	20.0000
2-Fluorobiphenyl (S)	Averaged	1.63788	1.71679	0.0500	4.8181	20.0000
p-Terphenyl-d14 (S)	Averaged	1.06196	1.12123	0.0500	5.5807	20.0000

The values for compounds reported as total are based on a summation of the components within the laboratory information management system.

09/30/2024 6:40



Prep Log Report

Batch Information: OEXT 800042 8270 40 (W)

8270/625/8015 | PAH/BNA/DRO/ORO/EPH Extraction

Prep Method	EPA 3511	Analysis Method	EPA 8270 by SIM 40E
Instrument	50BALU	Spiked By	GLT
Viald By Date	07/15/2024 14:24:46:682	Syringe ID 1	
Sodium Sulfate	None Added	Baked Sodium Sulfate	382299
Reviewed By Date		Batch Notes	

Prepared By	GLT
Spiked By Date/Time	07/15/2024 11:48:36:804
Syringe ID 2	
Sodium Chloride	385933

Extracted Date/Time	07/15/2024 12:20:18:803
Viald By	GLT
Methylene Chloride	379256
Reviewed By	

Sample Information:

QC Rule	Sample Type	Lab Sample ID	Select	Matrix	pH (su)	Initial Amount (g mL wipe)	Final Volume (mL)	Shaker ID	Sample Notes	SIM-SPK (mL)	SIM-SS (mL)
8270 40_P	BLANK	3660431	Y	Water	6	40	2				380089 (.02)
8270 40_P	LCS	3660432	Y	Water	6	40	2			380778 (.02)	380089 (.02)
8270 40_P	RQS	50377915001	Y	Water	6	40.6	2		SED		380089 (.02)
8270 40_P	MS	3660433	Y	Water	6	40	2		SED	380778 (.02)	380089 (.02)
8270 40_P	MSD	3660434	Y	Water	6	40.6	2		SED	380778 (.02)	380089 (.02)
8270 40_P	PS	50377915002	Y	Water	6	40.2	2		SED		380089 (.02)
8270 40_P	PS	50377915003	Y	Water	6	40.8	2		SED		380089 (.02)
8270 40_P	PS	50377915004	Y	Water	6	40.6	2		SED		380089 (.02)
8270 40_P	PS	50377912024	Y	Water	7	40.6	2		H SED		380089 (.02)
8270 40_P	PS	50377912025	Y	Water	7	38.9	2		H SED		380089 (.02)
8270 40_P	PS	50377912026	Y	Water	7	40	2		H SED		380089 (.02)
8270 40_P	RQS	50377912027	Y	Water	7	40.4	2		H SED		380089 (.02)
8270 40_P	MS	3660435	Y	Water	7	39.3	2		H SED	380778 (.02)	380089 (.02)
8270 40_P	MSD	3660436	Y	Water	7	37.1	2		H SED	380778 (.02)	380089 (.02)
8270 40_P	PS	50377912028	Y	Water	7	40.7	2		H SED		380089 (.02)



Prep Log Report

QC Rule	Sample Type	Lab Sample ID	Select	Matrix	pH (su)	Initial Amount (g mL wipe)	Final Volume (mL)	Shaker ID	Sample Notes	SIM-SPK (mL)	SIM-SS (mL)
8270 40_P	PS	50377912029	Y	Water	7	38.9	2		H SED		380089 (.02)
8270 40_P	PS	50377912036	Y	Water	5	38.9	2				380089 (.02)
8270 40_P	PS	50377913013	Y	Water	7	40.1	2		1*		380089 (.02)
8270 40_P	PS	50377905006	Y	Water	5	37.4	2				380089 (.02)
8270 40_P	PS	50377953001	Y	Water	7	40.4	2		SED		380089 (.02)
8270 40_P	PS	50377953002	Y	Water	7	40.3	2		H SED		380089 (.02)
8270 40_P	PS	50377953003	Y	Water	7	40.7	2		SED		380089 (.02)
8270 40_P	PS	50377953004	Y	Water	7	40.6	2		SED		380089 (.02)
8270 40_P	PS	50377953005	Y	Water	7	40.8	2		SED		380089 (.02)
8270 40_P	PS	50377953006	Y	Water	7	40.6	2				380089 (.02)

Sample Notes:

1*: HCO, FV: 0.5 mL

Standard Notes:

380089: SIM Surrogate Mix

380778: SIM Spike



Prep Log Report

Batch Information: OEXT 800652 8270 SIM (S)

8270/625/8015 | PAH/BNA/DRO/ORO/EPH Extraction

Prep Method	EPA 3546	Analysis Method	EPA 8270 by SIM	Prepared By	BMW	Extracted Date/Time	07/18/2024 10:02:13:286
Instrument	50BALX	Spiked By	BMW	Spiked By Date/Time	07/18/2024 10:02:13:286	Viald By	BMW
Viald By Date	07/18/2024 12:50:23:039	Syringe ID 1		Syringe ID 2		Conc. Method	Turbovap
Methylene Chloride	388142	3:1 Methylene Chloride/Acetone	388011	Sand	339225	Sodium Sulfate	None Added
Baked Sodium Sulfate	382299	Filter Paper	78278	Reviewed By		Reviewed By Date	
Batch Notes							

Sample Information:

QC Rule	Sample Type	Lab Sample ID	Select	Matrix	Initial Amount (g mL wipe)	Final Volume (mL)	Microwave ID	Evap. ID	Evap. Thermo ID	Correction Factor	Evap. Temp Corr (C)	Sample Notes	SIM-SPK (mL)	SIM-SS (mL)
8270SIMSLP	BLANK	3662773	Y	Solid	15	1						1*		385568 (.2)
8270SIMSLP	LCS	3662774	Y	Solid	15	1						1*	380778 (.2)	385568 (.2)
8270SIMSLP	PS	50377911002	Y	Solid	15.4	1						1*		385568 (.2)
8270SIMSLP	PS	50377911003	Y	Solid	15.1	1						1*		385568 (.2)
8270SIMSLP	RQS	50377911004	Y	Solid	15.7	1						1*		385568 (.2)
8270SIMSLP	MS	3662775	Y	Solid	15.1	1						1*	380778 (.2)	385568 (.2)
8270SIMSLP	MSD	3662776	Y	Solid	15.2	1						1*	380778 (.2)	385568 (.2)
8270SIMSLP	PS	50377911005	Y	Solid	15.1	1						1*		385568 (.2)
8270SIMSLP	PS	50377913001	Y	Solid	15.1	1						1*		385568 (.2)
8270SIMSLP	PS	50377913002	Y	Solid	15.2	1						1*		385568 (.2)
8270SIMSLP	PS	50377913003	Y	Solid	15.1	1						1*		385568 (.2)
8270SIMSLP	PS	50377913004	Y	Solid	15.2	1						1*		385568 (.2)
8270SIMSLP	PS	50377913005	Y	Solid	15.4	1						1*		385568 (.2)
8270SIMSLP	PS	50377913006	Y	Solid	15.7	1						1*		385568 (.2)
8270SIMSLP	PS	50377913007	Y	Solid	15	1						1*		385568 (.2)
8270SIMSLP	PS	50377913008	Y	Solid	15.1	1						1*		385568 (.2)
8270SIMSLP	PS	50377913009	Y	Solid	15.6	1						1*		385568 (.2)
8270SIMSLP	PS	50377913010	Y	Solid	15	1						1*		385568 (.2)



Prep Log Report

QC Rule	Sample Type	Lab Sample ID	Select	Matrix	Initial Amount (g mL wipe)	Final Volume (mL)	Microwave ID	Evap. ID	Evap. Thermo ID	Correction Factor	Evap. Temp Corr (C)	Sample Notes	SIM-SPK (mL)	SIM-SS (mL)
8270SIMSLP	PS	50377913011	Y	Solid	15.7	1						1*		385568 (-2)
8270SIMSLP	PS	50377912010	Y	Solid	15.1	1						1*		385568 (-2)
8270SIMSLP	PS	50377912011	Y	Solid	15.5	1						2*		385568 (-2)
8270SIMSLP	PS	50377912012	Y	Solid	15.3	1						1*		385568 (-2)
8270SIMSLP	PS	50378129001	Y	Solid	15.3	1						1*		385568 (-2)
8270SIMSLP	PS	50378129006	Y	Solid	15.3	1						1*		385568 (-2)

Sample Notes:

1*: Added Sodium Sulfate

2*: Added Sodium Sulfate, 2x \$

Standard Notes:

380778: SIM Spike

385568: SIM Surrogate Mix



Prep Log Report

Batch Information: OEXT SIM(S) 800666

8270/625/8015 | PAH/BNA/DRO/ORO/EPH Extraction

Prep Method	EPA 3546	Analysis Method	EPA 8270 by SIM	Prepared By	LNL	Extracted Date/Time	07/18/2024 11:19:05:829
Instrument	50BALN	Spiked By	LNL	Spiked By Date/Time	07/18/2024 10:40:19:140	Vialled By	LNL
Vialled By Date	07/18/2024 13:15:57:061	Syringe ID 1		Syringe ID 2		Conc. Method	Turbovap
Methylene Chloride	388142	3:1 Methylene Chloride/Acetone	385387	Sand	339225	Sodium Sulfate	None Added
Baked Sodium Sulfate	382299	Filter Paper	78278	Reviewed By		Reviewed By Date	
Batch Notes							

Sample Information:

QC Rule	Sample Type	Lab Sample ID	Select	Matrix	Initial Amount (g mL wipe)	Final Volume (mL)	Microwave ID	Evap. ID	Evap. Thermo ID	Correction Factor	Evap. Temp Corr (C)	Sample Notes	SIM-SPK (mL)	SIM-SS (mL)
8270SIMSLP	BLANK	3662825	Y	Solid	15	1								385568 (-2)
8270SIMSLP	LCS	3662826	Y	Solid	15	1							380778 (-2)	385568 (-2)
8270SIMSLP	PS	50377912013	Y	Solid	15.4	1								385568 (-2)
8270SIMSLP	PS	50377912014	Y	Solid	15.9	1								385568 (-2)
8270SIMSLP	PS	50377912015	Y	Solid	15.6	1								385568 (-2)
8270SIMSLP	PS	50377912016	Y	Solid	15.1	1								385568 (-2)
8270SIMSLP	PS	50377912017	Y	Solid	15.7	1								385568 (-2)
8270SIMSLP	PS	50377912018	Y	Solid	15.5	1								385568 (-2)
8270SIMSLP	PS	50377912019	Y	Solid	15.5	1								385568 (-2)
8270SIMSLP	RQS	50377912020	Y	Solid	15.7	1								385568 (-2)
8270SIMSLP	MS	3662827	Y	Solid	15.2	1							380778 (-2)	385568 (-2)
8270SIMSLP	MSD	3662828	Y	Solid	15.2	1							380778 (-2)	385568 (-2)
8270SIMSLP	PS	50377912021	Y	Solid	15.4	1								385568 (-2)
8270SIMSLP	PS	50377912022	Y	Solid	15.5	1								385568 (-2)
8270SIMSLP	PS	50377938001	Y	Solid	15.6	1								385568 (-2)
8270SIMSLP	PS	50377938002	Y	Solid	15.8	1								385568 (-2)
8270SIMSLP	PS	50377938003	Y	Solid	15.3	1								385568 (-2)
8270SIMSLP	PS	50377946001	Y	Solid	15.4	1								385568 (-2)



Prep Log Report

QC Rule	Sample Type	Lab Sample ID	Select	Matrix	Initial Amount (g mL wipe)	Final Volume (mL)	Microwave ID	Evap. ID	Evap. Thermo ID	Correction Factor	Evap. Temp Corr (C)	Sample Notes	SIM-SPK (mL)	SIM-SS (mL)
8270SIMSLP	PS	50377946002	Y	Solid	15.6	1								385568 (-2)
8270SIMSLP	PS	50377946003	Y	Solid	15.5	1								385568 (-2)
8270SIMSLP	PS	50377946004	Y	Solid	15.7	1								385568 (-2)
8270SIMSLP	PS	50377946005	Y	Solid	15.5	1								385568 (-2)
8270SIMSLP	PS	50377946006	Y	Solid	15.5	1								385568 (-2)
8270SIMSLP	PS	50377946007	Y	Solid	15.7	1								385568 (-2)

Standard Notes:

380778: SIM Spike

385568: SIM Surrogate Mix

INSTRUMENT RUN LOG
Pace Analytical Services, Inc.

Instrument: 50mssf.i

Column Rtx-5MS 15m X 0.25mm

Misc. Prep Info [S]: MeCl2 Lot #341946

ISTD lot: 346819:1

Lot:

Tune std: _____

Method: PAHs by SW846-8270 SIM

Surr. lot:

Cal. std: _____

Path/File	Smp Info	Mtrx/Batch	Type	DF	Method	Date	Time	Oper	Comments
1/cal1358610.d	CAL1,358610:1	S/38516	CALIB_1	1	8270csim	9/21/23	11:46	FIP	good ↓
1/cal2358611.d	CAL2,358611:1	S/38516	CALIB_2	1	8270csim	9/21/23	12:00	FIP	
1/cal3358612.d	CAL3,358612:1	S/38516	CALIB_3	1	8270csim	9/21/23	12:14	FIP	
1/cal4358613.d	CAL4,358613:1	S/38516	CALIB_4	1	8270csim	9/21/23	12:28	FIP	
1/cal5358614.d	CAL5,358614:1	S/38516	CALIB_5	1	8270csim	9/21/23	12:42	FIP	
1/cal6358615.d	CAL6,358615:1	S/38516	CALIB_6	1	8270csim	9/21/23	12:56	FIP	
1/cal7358616.d	CAL7,358616:1	S/38516	CALIB_7	1	8270csim	9/21/23	13:11	FIP	
1/cal8358617.d	CAL8,358617:1	S/38516	SAMPLE	1	8270csim	9/21/23	13:25	FIP	
1/cal9358618.d	CAL9,358618:1	S/38516	CALIB_9	1	8270csim	9/21/23	13:39	FIP	
1/icv358619.d	ICV,358619:1	S/38516	LCS	1	8270csim	9/21/23	13:53	FIP	
1/3453925.d	3453925	S/38498	BLANK	1	8270csim	9/21/23	14:43	FIP	
1/3453926.d	3453926	S/38498	LCS	1	8270csim	9/21/23	14:57	FIP	
1/50353505011.d	50353505011	S/38498	SAMPLE	1	8270csim	9/21/23	15:11	FIP	
1/50354255001.d	50354255001	S/38498	SAMPLE	1	8270csim	9/21/23	15:25	FIP	
1/50354255002.d	50354255002	S/38498	SAMPLE	1	8270csim	9/21/23	15:39	FIP	
1/50354255003.d	50354255003	S/38498	SAMPLE	1	8270csim	9/21/23	15:54	FIP	
1/50354255004.d	50354255004	S/38498	SAMPLE	1	8270csim	9/21/23	16:08	FIP	
1/50354255005.d	50354255005	S/38498	SAMPLE	1	8270csim	9/21/23	16:22	FIP	
1/50354255006.d	50354255006	S/38498	SAMPLE	1	8270csim	9/21/23	16:36	FIP	
1/50354225007.d	50354225007	S/38498	SAMPLE	1	8270csim	9/21/23	16:50	FIP	
1/50354255008.d	50354255008	S/38498	SAMPLE	1	8270csim	9/21/23	17:04	FIP	
1/50354086004.d	50354086004	S/38498	SAMPLE	1	8270csim	9/21/23	17:19	FIP	
1/3453927.d	3453927	S/38498	MS	1	8270csim	9/21/23	17:33	FIP	
1/3453928.d	3453928	S/38498	MSD	1	8270csim	9/21/23	17:47	FIP	
1/50354086005.d	50354086005	S/38498	SAMPLE	1	8270csim	9/21/23	18:01	FIP	
1/50354086006.d	50354086006	S/38498	SAMPLE	1	8270csim	9/21/23	18:15	FIP	
1/50354086007.d	50354086007	S/38498	SAMPLE	1	8270csim	9/21/23	18:30	FIP	
1/50354086008.d	50354086008	S/38498	SAMPLE	1	8270csim	9/21/23	18:44	FIP	
1/50354086011.d	50354086011	S/38498	SAMPLE	1	8270csim	9/21/23	18:58	FIP	

Check Maintenance Items Performed:

- | | | |
|---|---|---|
| <input type="checkbox"/> Changed septum | <input type="checkbox"/> Clipped column | <input type="checkbox"/> Changed column (lot # _____) |
| <input type="checkbox"/> Cleaned liner | <input type="checkbox"/> Changed trap (lot # _____) | <input type="checkbox"/> Other minor parts replaced _____ |
| <input type="checkbox"/> Replaced/Cleaned gold seal | <input type="checkbox"/> Cleaned MS source | <input type="checkbox"/> No maintenance performed today |

Additional Comments:

Run Order Verified: _____

File Path 1: \\v50wintarget\chem\50mssf.i\092123cal.b
Matrix Codes: [B]iota, [G]as, [L]iquid, [S]olid, [N]one
Report Date: 11:17 10/24/2023

Reviewed By/Date: _____ Page: 1 of 1

INSTRUMENT RUN LOG
Pace Analytical Services, Inc.

Instrument: 50mssc.i
 Column Rtx-5MS 15m X 0.25mm
 Misc. Prep Info [L]: MeCl2 Lot# 377687
 ISTD lot: 383719:1
 Lot:
 Tune std: _____

Method: Low-Level PAH by Method 8270 SIM
 Surr. lot:
 Cal. std: _____

Path/File	Smp Info	Mtrx/Batch	Type	DF	Method	Date	Time	Oper	Comments
1/mecl2.d	MECL2	L/	SAMPLE	1	m3511	6/28/24	15:38	grm	
1/call.d	CAL1,371849:1	L/40295	CALIB_1	1	m3511	6/28/24	15:48	grm	ok
1/cal2.d	CAL2,371850:1	L/40295	CALIB_2	1	m3511	6/28/24	15:59	grm	
1/cal3.d	CAL3,371851:1	L/40295	CALIB_3	1	m3511	6/28/24	16:10	grm	
1/cal4.d	CAL4,371852:1	L/40295	CALIB_4	1	m3511	6/28/24	16:21	grm	
1/cal5.d	CAL5,371853:1	L/40295	CALIB_5	1	m3511	6/28/24	16:31	grm	
1/cal6.d	CAL6,371854:1	L/40295	CALIB_6	1	m3511	6/28/24	16:42	grm	
1/cal7.d	CAL7,371855:1	L/40295	CALIB_7	1	m3511	6/28/24	16:53	grm	
1/icv.d	ICV,380357:1	L/40295	ICV	1	m3511	6/28/24	17:25	grm	
1/3650849b.d	3650849	L/40296	BLANK	1	m3511	6/28/24	17:41	grm	
1/36508501.d	3650850	L/40296	LCS	1	m3511	6/28/24	17:52	grm	
1/50376598007.d	50376598007	L/40296	SAMPLE	1	m3511	6/28/24	18:03	grm	
1/50376598009.d	50376598009	L/40296	SAMPLE	1	m3511	6/28/24	18:13	grm	
1/50376603001.d	50376603001	L/40296	SAMPLE	1	m3511	6/28/24	18:24	grm	
1/50376603002.d	50376603002	L/40296	SAMPLE	1	m3511	6/28/24	18:35	grm	
1/50376603003.d	50376603003	L/40296	SAMPLE	1	m3511	6/28/24	18:46	grm	
1/50376603004x10.d	50376603004X10	L/40296	SAMPLE	10	m3511	6/28/24	18:56	grm	
1/50376603005.d	50376603005	L/40296	SAMPLE	1	m3511	6/28/24	19:07	grm	
1/50376603006.d	50376603006	L/40296	SAMPLE	1	m3511	6/28/24	19:18	grm	
1/50376603007.d	50376603007	L/40296	SAMPLE	1	m3511	6/28/24	19:29	grm	
1/50376603008.d	50376603008	L/40296	SAMPLE	1	m3511	6/28/24	19:39	grm	
1/50376603009.d	50376603009	L/40296	SAMPLE	1	m3511	6/28/24	19:50	grm	
1/50376603010.d	50376603010	L/40296	SAMPLE	1	m3511	6/28/24	20:01	grm	
1/3650851m.d	3650851	L/40296	MS	1	m3511	6/28/24	20:11	grm	
1/3650852d.d	3650852	L/40296	MSD	1	m3511	6/28/24	20:22	grm	
1/50376603011.d	50376603011	L/40296	SAMPLE	1	m3511	6/28/24	20:33	grm	
1/50376603012.d	50376603012	L/40296	SAMPLE	1	m3511	6/28/24	20:44	grm	
1/50376603013.d	50376603013	L/40296	SAMPLE	1	m3511	6/28/24	20:54	grm	
1/50376603014.d	50376603014	L/40296	SAMPLE	1	m3511	6/28/24	21:05	grm	
1/50376603015.d	50376603015	L/40296	SAMPLE	1	m3511	6/28/24	21:16	grm	
1/50376603016.d	50376603016	L/40296	SAMPLE	1	m3511	6/28/24	21:26	grm	

Check Maintenance Items Performed:

- | | | |
|---|---|---|
| <input type="checkbox"/> Changed septum | <input type="checkbox"/> Clipped column | <input type="checkbox"/> Changed column (lot # _____) |
| <input type="checkbox"/> Cleaned liner | <input type="checkbox"/> Changed trap (lot # _____) | <input type="checkbox"/> Other minor parts replaced _____ |
| <input type="checkbox"/> Replaced/Cleaned gold seal | <input type="checkbox"/> Cleaned MS source | <input type="checkbox"/> No maintenance performed today |

Additional Comments:

Run Order Verified: _____

File Path 1: \\v50wintarget\chem\50mssc.i\062824cal.b
 Matrix Codes: [B]iota, [G]as, [L]iquid, [S]olid, [N]one
 Report Date: 11:11 07/01/2024

Reviewed By/Date: _____ Page: 1 of 2

INSTRUMENT RUN LOG
Pace Analytical Services, Inc.

Instrument: 50mssc.i
Column Rtx-5MS 15m X 0.25mm Method: Low-Level PAH by Method 8270 SIM
Misc. Prep Info [L]: MeCl2 Lot# 377687
ISTD lot: 383719:1 Surr. lot:
Lot:
Tune std: _____ Cal. std: _____

Path/File	Smp Info	Mtrx/Batch	Type	DF	Method	Date	Time	Oper	Comments
1/50376603017.d	50376603017	L/40296	SAMPLE	1	m3511	6/28/24	21:37	grm	_____
1/50376603018.d	50376603018	L/40296	SAMPLE	1	m3511	6/28/24	21:48	grm	_____

File Path 1: \\v50wintarget\chem\50mssc.i\062824cal.b
Matrix Codes: [B]iota, [G]as, [L]iquid, [S]olid, [N]one
Report Date: 11:11 07/01/2024

7-1-24
Reviewed By/Date: AM Page: 2 of 2

INSTRUMENT RUN LOG
Pace Analytical Services, Inc.

Instrument: 50mssc.i
 Column Rtx-5MS 15m X 0.25mm
 Misc. Prep Info [L]: MeCl2 Lot# 377687
 Method: Low-Level PAH by Method 8270 SIM
 ISTD lot: 383719:1
 Surr. lot:
 Lot:
 Tune std: _____
 Cal. std: _____

Path/File	Smp Info	Mtrx/Batch	Type	DF	Method	Date	Time	Oper	Comments
1/mecl2.d	MECL2	L/	SAMPLE	1	m3511	7/15/24	17:15	grm	
1/ccv.d	CCV, 371856:1	L/40295	CCALIB_4	1	m3511	7/15/24	17:26	grm	ok
1/3660429b.d	3660429	L/40392	BLANK	1	m3511	7/15/24	17:48	grm	
1/3660430l.d	3660430	L/40392	LCS	1	m3511	7/15/24	17:58	grm	
1/50377676004.d	50377676004	L/40392	SAMPLE	1	m3511	7/15/24	18:09	grm	
1/50377676007.d	50377676007	L/40392	SAMPLE	1	m3511	7/15/24	18:20	grm	
1/50377771001.d	50377771001	L/40392	SAMPLE	1	m3511	7/15/24	18:31	grm	
1/50377676005.d	50377676005	L/40392	SAMPLE	1	m3511	7/15/24	18:41	grm	
1/50377676006.d	50377676006	L/40392	SAMPLE	1	m3511	7/15/24	18:52	grm	
1/50377676009.d	50377676009	L/40392	SAMPLE	1	m3511	7/15/24	19:03	grm	
1/50377676010.d	50377676010	L/40392	SAMPLE	1	m3511	7/15/24	19:14	grm	
1/50377718001.d	50377718001	L/40392	SAMPLE	1	m3511	7/15/24	19:24	grm	
1/50377718002.d	50377718002	L/40392	SAMPLE	1	m3511	7/15/24	19:35	grm	
1/50377718003.d	50377718003	L/40392	SAMPLE	1	m3511	7/15/24	19:46	grm	
1/50377718004.d	50377718004	L/40392	SAMPLE	1	m3511	7/15/24	19:57	grm	
1/50377718005.d	50377718005	L/40392	SAMPLE	1	m3511	7/15/24	20:07	grm	
1/50377718006.d	50377718006	L/40392	SAMPLE	1	m3511	7/15/24	20:18	grm	
1/50377718007.d	50377718007	L/40392	SAMPLE	1	m3511	7/15/24	20:29	grm	
1/50377718008.d	50377718008	L/40392	SAMPLE	1	m3511	7/15/24	20:40	grm	
1/50377718009.d	50377718009	L/40392	SAMPLE	1	m3511	7/15/24	20:50	grm	
1/50377718010.d	50377718010	L/40392	SAMPLE	1	m3511	7/15/24	21:01	grm	
1/50377718011.d	50377718011	L/40392	SAMPLE	1	m3511	7/15/24	21:12	grm	
1/50377718012.d	50377718012	L/40392	SAMPLE	1	m3511	7/15/24	21:23	grm	
1/50377718013.d	50377718013	L/40392	SAMPLE	1	m3511	7/15/24	21:33	grm	
1/3660431b.d	3660431	L/40393	BLANK	1	m3511	7/15/24	21:44	grm	
1/3660432l.d	3660432	L/40393	LCS	1	m3511	7/15/24	21:55	grm	
1/50377915001.d	50377915001	L/40393	SAMPLE	1	m3511	7/15/24	22:06	grm	
1/3660433m.d	3660433	L/40393	MS	1	m3511	7/15/24	22:16	grm	
1/3660434d.d	3660434	L/40393	MSD	1	m3511	7/15/24	22:27	grm	
1/50377915002.d	50377915002	L/40393	SAMPLE	1	m3511	7/15/24	22:38	grm	
1/50377915003.d	50377915003	L/40393	SAMPLE	1	m3511	7/15/24	22:49	grm	

Check Maintenance Items Performed:

- | | | |
|---|---|---|
| <input type="checkbox"/> Changed septum | <input type="checkbox"/> Clipped column | <input type="checkbox"/> Changed column (lot # _____) |
| <input type="checkbox"/> Cleaned liner | <input type="checkbox"/> Changed trap (lot # _____) | <input type="checkbox"/> Other minor parts replaced _____ |
| <input type="checkbox"/> Replaced/Cleaned gold seal | <input type="checkbox"/> Cleaned MS source | <input type="checkbox"/> No maintenance performed today |

Additional Comments:

Run Order Verified: _____

File Path 1: \\v50wintarget\chem\50mssc.i\071524.b
 Matrix Codes: [B]iota, [G]as, [L]iquid, [S]olid, [N]one
 Report Date: 11:58 07/16/2024

Reviewed By/Date: _____ Page: 1 of 2

INSTRUMENT RUN LOG
Pace Analytical Services, Inc.

Instrument: 50mssc.i
 Column Rtx-SMS 15m X 0.25mm Method: Low-Level PAH by Method 8270 SIM
 Misc. Prep Info [L]: MeCl2 Lot# 377687
 ISTD lot: 383719:1 Surr. lot:
 Lot:
 Tune std: _____ Cal. std: _____

Path/File	Smp Info	Mtrx/Batch	Type	DF	Method	Date	Time	Oper	Comments
1/50377915004.d	50377915004	L/40393	SAMPLE	1	m3511	7/15/24	22:59	grm	
1/50377912024.d	50377912024	L/40393	SAMPLE	1	m3511	7/15/24	23:10	grm	
1/50377912025.d	50377912025	L/40393	SAMPLE	1	m3511	7/15/24	23:21	grm	
1/50377912026.d	50377912026	L/40393	SAMPLE	1	m3511	7/15/24	23:32	grm	
1/50377912027.d	50377912027	L/40393	SAMPLE	1	m3511	7/15/24	23:42	grm	
1/3660435m.d	3660435	L/40393	MS	1	m3511	7/15/24	23:53	grm	
1/3660436d.d	3660436	L/40393	MSD	1	m3511	7/16/24	00:04	grm	
1/50377912028.d	50377912028	L/40393	SAMPLE	1	m3511	7/16/24	00:15	grm	
1/50377912029.d	50377912029	L/40393	SAMPLE	1	m3511	7/16/24	00:25	grm	
1/50377912036.d	50377912036	L/40393	SAMPLE	1	m3511	7/16/24	00:36	grm	
1/50377913013.d	50377913013	L/40393	SAMPLE	1	m3511	7/16/24	00:47	grm	
1/50377905006.d	50377905006	L/40393	SAMPLE	1	m3511	7/16/24	00:58	grm	
1/50377953001.d	50377953001	L/40393	SAMPLE	1	m3511	7/16/24	01:08	grm	
1/50377953002.d	50377953002	L/40393	SAMPLE	1	m3511	7/16/24	01:19	grm	
1/50377953003.d	50377953003	L/40393	SAMPLE	1	m3511	7/16/24	01:30	grm	
1/50377953004.d	50377953004	L/40393	SAMPLE	1	m3511	7/16/24	01:40	grm	
1/50377953005.d	50377953005	L/40393	SAMPLE	1	m3511	7/16/24	01:51	grm	
1/50377953006.d	50377953006	L/40393	SAMPLE	1	m3511	7/16/24	02:02	grm	

File Path 1: \\v50wintarget\chem\50mssc.i\071524.b
 Matrix Codes: [B]iota, [G]las, [L]iquid, [S]olid, [N]one
 Report Date: 11:58 07/16/2024

7-16-24
 Reviewed By/Date: SM Page: 2 of 2

INSTRUMENT RUN LOG
Pace Analytical Services, Inc.

Instrument: 50mssf.i
 Column Rtx-5MS 15m X 0.25mm
 Misc. Prep Info [S]: MeCl2 Lot #367329
 ISTD lot: 369900:1
 Lot:
 Tune std: _____
 Method: PAHs by SW846-8270 SIM
 Surr. lot:
 Cal. std: _____

Path/File	Smp Info	Mtrx/Batch	Type	DF	Method	Date	Time	Oper	Comments
1/5ppm.d	CCV,375682:1	S/38516	CCALIB_5	1	8270csim	7/18/24	13:55	JCM	<u>good</u>
1/3661156.d	3661156	S/	BLANK	1	8270csim	7/18/24	15:02	JCM	
1/3661960.d	3661960	S/40428	BLANK	1	8270csim	7/18/24	15:34	JCM	
1/3661961.d	3661961	S/40428	LCS	1	8270csim	7/18/24	15:49	JCM	
1/50377872042.d	50377872042	S/40428	SAMPLE	1	8270csim	7/18/24	16:03	JCM	
1/50377872043.d	50377872043	S/40428	SAMPLE	1	8270csim	7/18/24	16:17	JCM	
1/50377872044.d	50377872044	S/40428	SAMPLE	1	8270csim	7/18/24	16:31	JCM	
1/50377872045.d	50377872045	S/40428	SAMPLE	1	8270csim	7/18/24	16:45	JCM	
1/50377911001.d	50377911001	S/40428	SAMPLE	1	8270csim	7/18/24	17:00	JCM	
1/50377097007.d	50378097007	S/40428	SAMPLE	1	8270csim	7/18/24	17:14	JCM	
1/50377097008.d	50378097008	S/40428	SAMPLE	1	8270csim	7/18/24	17:28	JCM	
1/50377097015.d	50378097015	S/40428	SAMPLE	1	8270csim	7/18/24	17:42	JCM	
1/50377097016.d	50378097016	S/40428	SAMPLE	1	8270csim	7/18/24	17:56	JCM	
1/50377097017.d	50378097017	S/40428	SAMPLE	1	8270csim	7/18/24	18:10	JCM	
1/50377097018.d	50378097018	S/40428	SAMPLE	1	8270csim	7/18/24	18:25	JCM	
1/50377097025x5.d	50378097025x5	S/40428	SAMPLE	5	8270csim	7/18/24	18:39	JCM	
1/3661962x5.d	3661962x5	S/40428	MS	5	8270csim	7/18/24	18:53	JCM	
1/3661963x5.d	3661963x5	S/40428	MSD	5	8270csim	7/18/24	19:07	JCM	
1/50377097029x5.d	50378097029x5	S/40428	SAMPLE	5	8270csim	7/18/24	19:21	JCM	
1/50377097034.d	50378097034	S/40428	SAMPLE	1	8270csim	7/18/24	19:36	JCM	
1/50378105001.d	50378105001	S/40428	SAMPLE	1	8270csim	7/18/24	19:50	JCM	
1/50378105003.d	50378105003	S/40428	SAMPLE	1	8270csim	7/18/24	20:04	JCM	
1/50378105005.d	50378105005	S/40428	SAMPLE	1	8270csim	7/18/24	20:18	JCM	
1/50378105006.d	50378105006	S/40428	SAMPLE	1	8270csim	7/18/24	20:32	JCM	
1/50378105008.d	50378105008	S/40428	SAMPLE	1	8270csim	7/18/24	20:47	JCM	
1/50378105010.d	50378105010	S/40428	SAMPLE	1	8270csim	7/18/24	21:01	JCM	
1/3662773.d	3662773	S/40429	BLANK	1	8270csim	7/18/24	21:15	JCM	
1/3662774.d	3662774	S/40429	LCS	1	8270csim	7/18/24	21:29	JCM	
1/50377911002x5.d	50377911002x5	S/40429	SAMPLE	5	8270csim	7/18/24	21:43	JCM	
1/50377911008.d	50377911003	S/40429	SAMPLE	1	8270csim	7/18/24	21:58	JCM	
1/50377911004x5.d	50377911004x5	S/40429	SAMPLE	5	8270csim	7/18/24	22:12	JCM	

Check Maintenance Items Performed:

Changed septum
 Cleaned liner
 Replaced/Cleaned gold seal
 Clipped column
 Changed trap (lot # _____)
 Cleaned MS source
 Changed column (lot # _____)
 Other minor parts replaced
 No maintenance performed today

Additional Comments:

Run Order Verified: _____

File Path 1: \\v50wintarget\chem\50mssf.i\071824.b
 Matrix Codes: [B]iota, [G]as, [L]iquid, [S]olid, [N]one
 Report Date: 15:38 07/22/2024

Reviewed By/Date: _____ Page: 1 of 2

INSTRUMENT RUN LOG
Pace Analytical Services, Inc.

Instrument: 50mssf.i
Column Rtx-5MS 15m X 0.25mm Method: PAHs by SW846-8270 SIM
Misc. Prep Info [S]: MeCl2 Lot #367329
ISTD lot: 378311:1 Surr. lot:
Lot:
Tune std: _____ Cal. std: _____

Path/File	Smp Info	Mtrx/Batch	Type	DF	Method	Date	Time	Oper	Comments
1/3662775x5.d	3662775x5	S/40429	MS	5	8270csim	7/18/24	22:26	JCM	
1/3662776x5.d	3662776x5	S/40429	MSD	1	8270csim	7/18/24	22:40	JCM	
1/50377911005.d	50377911005	S/40429	SAMPLE	1	8270csim	7/18/24	22:54	JCM	
1/50377913001.d	50377913001	S/40429	SAMPLE	1	8270csim	7/18/24	23:09	JCM	
1/50377913002.d	50377913002	S/40429	SAMPLE	1	8270csim	7/18/24	23:23	JCM	
1/50377913003.d	50377913003	S/40429	SAMPLE	1	8270csim	7/18/24	23:37	JCM	
1/50377913004.d	50377913004	S/40429	SAMPLE	1	8270csim	7/18/24	23:51	JCM	
1/50377913005.d	50377913005	S/40429	SAMPLE	1	8270csim	7/19/24	00:05	JCM	
1/50377913006.d	50377913006	S/40429	SAMPLE	1	8270csim	7/19/24	00:20	JCM	
1/50377913007.d	50377913007	S/40429	SAMPLE	1	8270csim	7/19/24	00:34	JCM	
1/50377913008.d	50377913008	S/40429	SAMPLE	1	8270csim	7/19/24	00:48	JCM	
1/50377913009.d	50377913009	S/40429	SAMPLE	1	8270csim	7/19/24	01:02	JCM	
1/50377913010.d	50377913010	S/40429	SAMPLE	1	8270csim	7/19/24	01:16	JCM	
1/50377913011.d	50377913011	S/40429	SAMPLE	1	8270csim	7/19/24	01:31	JCM	
1/50377912010.d	50377912010	S/40429	SAMPLE	1	8270csim	7/19/24	01:45	JCM	✓

File Path 1: \\v50wintarget\chem\50mssf.i\071824.b
Matrix Codes: [B]iota, [G]as, [L]iquid, [S]olid, [N]one
Report Date: 15:38 07/22/2024

Reviewed By/Date: _____ Page: 2 of 2

INSTRUMENT RUN LOG
Pace Analytical Services, Inc.

Instrument: 50mssf.i

Column Rtx-5MS 15m X 0.25mm

Misc. Prep Info [S]: MeCl2 Lot #367329

ISTD lot: 369900:1

Lot:

Tune std: _____

Method: PAHs by SW846-8270 SIM

Surr. lot:

Cal. std: _____

Path/File	Smp Info	Mtrx/Batch	Type	DF	Method	Date	Time	Oper	Comments
1/5ppm.d	CCV, 375682:1	S/38516	CCALIB_5	1	8270csim	7/19/24	11:43	JCM	<i>good</i>
1/50377912011.d	50377912011	S/40429	SAMPLE	1	8270csim	7/19/24	11:57	JCM	
1/50377912012.d	50377912012	S/40429	SAMPLE	1	8270csim	7/19/24	12:11	JCM	
1/50378129001.d	50378129001	S/40429	SAMPLE	1	8270csim	7/19/24	12:25	JCM	
1/50378129006.d	50378129006	S/40429	SAMPLE	1	8270csim	7/19/24	12:39	JCM	
1/3662825.d	3662825	S/40425	BLANK	1	8270csim	7/19/24	12:56	JCM	
1/3662826.d	3662826	S/40425	LCS	1	8270csim	7/19/24	13:10	JCM	
1/50377912013.d	50377912013	S/40425	SAMPLE	1	8270csim	7/19/24	13:24	JCM	
1/50377912014.d	50377912014	S/40425	SAMPLE	1	8270csim	7/19/24	13:39	JCM	
2/50377912015.d	50377912015	S/40425	SAMPLE	1	8270csim	7/19/24	13:53	JCM	
1/50377912016.d	50377912016	S/40425	SAMPLE	1	8270csim	7/19/24	14:07	JCM	
1/50377912017.d	50377912017	S/40425	SAMPLE	1	8270csim	7/19/24	14:21	JCM	
1/50377912018.d	50377912018	S/40425	SAMPLE	1	8270csim	7/19/24	14:35	JCM	
1/50377912019.d	50377912019	S/40425	SAMPLE	1	8270csim	7/19/24	14:50	JCM	
1/50377912020x5.d	50377912020x5	S/40425	SAMPLE	5	8270csim	7/19/24	15:04	JCM	
1/3662827x5.d	3662827x5	S/40425	MS	5	8270csim	7/19/24	15:18	JCM	
1/3662828x5.d	3662828x5	S/40425	MSD	5	8270csim	7/19/24	15:32	JCM	
1/50377912021.d	50377912021	S/40425	SAMPLE	1	8270csim	7/19/24	15:47	JCM	
1/50377912022.d	50377912022	S/40425	SAMPLE	1	8270csim	7/19/24	16:01	JCM	
1/50377938001.d	50377938001	S/40425	SAMPLE	1	8270csim	7/19/24	16:15	JCM	
1/50377938002.d	50377938002	S/40425	SAMPLE	1	8270csim	7/19/24	16:29	JCM	
1/50377938003x5.d	50377938003x5	S/40425	SAMPLE	5	8270csim	7/19/24	16:43	JCM	
1/50377946001.d	50377946001	S/40425	SAMPLE	1	8270csim	7/19/24	16:57	JCM	
1/50377946002.d	50377946002	S/40425	SAMPLE	1	8270csim	7/19/24	17:12	JCM	
1/50377946003.d	50377946003	S/40425	SAMPLE	1	8270csim	7/19/24	17:26	JCM	
1/50377946004.d	50377946004	S/40425	SAMPLE	1	8270csim	7/19/24	17:40	JCM	
1/50377946005.d	50377946005	S/40425	SAMPLE	1	8270csim	7/19/24	17:54	JCM	
1/50377946006.d	50377946006	S/40425	SAMPLE	1	8270csim	7/19/24	18:08	JCM	
1/50377946007.d	50377946007	S/40425	SAMPLE	1	8270csim	7/19/24	18:23	JCM	
1/3663186.d	3663186	S/40426	BLANK	1	8270csim	7/19/24	18:37	JCM	
1/3663187.d	3663187	S/40426	LCS	1	8270csim	7/19/24	18:51	JCM	

Check Maintenance Items Performed:

- | | | |
|---|---|---|
| <input type="checkbox"/> Changed septum | <input type="checkbox"/> Clipped column | <input type="checkbox"/> Changed column (lot # _____) |
| <input type="checkbox"/> Cleaned liner | <input type="checkbox"/> Changed trap (lot # _____) | <input type="checkbox"/> Other minor parts replaced _____ |
| <input type="checkbox"/> Replaced/Cleaned gold seal | <input type="checkbox"/> Cleaned MS source | <input type="checkbox"/> No maintenance performed today |

Additional Comments:

Run Order Verified: _____

File Path 1: \\v50wintarget\chem\50mssf.i\071924.b
Matrix Codes: [B]iota, [G]as, [L]iquid, [S]olid, [N]one
Report Date: 16:46 07/22/2024

Reviewed By/Date: _____ Page: 1 of 2

INSTRUMENT RUN LOG
Pace Analytical Services, Inc.

Instrument: 50mssf.i
 Column Rtx-SMS 15m X 0.25mm Method: PAHs by SW846-8270 SIM
 Misc. Prep Info [S]: MeCl2 Lot #367329
 ISTD lot: 378311:1 Surr. lot:
 Lot:
 Tune std: _____ Cal. std: _____

Path/File	Smp Info	Mtrx/Batch	Type	DF	Method	Date	Time	Oper	Comments
1/50377946008.d	50377946008	S/40426	SAMPLE	1	8270csim	7/19/24	19:05	JCM	
1/50377905028x5.d	50377905028x5	S/40426	SAMPLE	5	8270csim	7/19/24	19:19	JCM	
1/50377905029x5.d	50377905029x5	S/40426	SAMPLE	5	8270csim	7/19/24	19:34	JCM	
1/50377905030.d	50377905030	S/40426	SAMPLE	1	8270csim	7/19/24	19:48	JCM	
1/50377905031.d	50377905031	S/40426	SAMPLE	1	8270csim	7/19/24	20:02	JCM	
1/50377905032x5.d	50377905032x5	S/40426	SAMPLE	5	8270csim	7/19/24	20:16	JCM	
1/50377905034.d	50377905034	S/40426	SAMPLE	1	8270csim	7/19/24	20:45	JCM	
1/50377905035.d	50377905035	S/40426	SAMPLE	1	8270csim	7/19/24	20:59	JCM	
1/3663188.d	3663188	S/40426	MS	1	8270csim	7/19/24	21:13	JCM	
1/3663189.d	3663189	S/40426	MSD	1	8270csim	7/19/24	21:27	JCM	
1/50377905036.d	50377905036	S/40426	SAMPLE	1	8270csim	7/19/24	21:41	JCM	
1/50377905037x5.d	50377905037x5	S/40426	SAMPLE	5	8270csim	7/19/24	21:55	JCM	
1/50377905038.d	50377905038	S/40426	SAMPLE	1	8270csim	7/19/24	22:10	JCM	
1/50377905039.d	50377905039	S/40426	SAMPLE	1	8270csim	7/19/24	22:24	JCM	
1/50378244001.d	50378244001	S/40426	SAMPLE	1	8270csim	7/19/24	22:38	JCM	
1/50378244002.d	50378244002	S/40426	SAMPLE	1	8270csim	7/19/24	22:52	JCM	
1/50378244003.d	50378244003	S/40426	SAMPLE	1	8270csim	7/19/24	23:06	JCM	
1/50378244004.d	50378244004	S/40426	SAMPLE	1	8270csim	7/19/24	23:21	JCM	
1/50378244005.d	50378244005	S/40426	SAMPLE	1	8270csim	7/19/24	23:35	JCM	

File Path 1: \\v50wintarget\chem\50mssf.i\071924.b
 Matrix Codes: [B]iota, [G]as, [L]iquid, [S]olid, [N]one
 Report Date: 16:46 07/22/2024

Reviewed By/Date: _____ Page: 2 of 2

FORM I INORGANIC-1
INORGANIC ANALYSIS DATA SHEET

SAMPLE NO.

SP-3R

Lab Name: Pace Analytical - Indiana SDG No. : 50377912 Contract: 216 S. College Ave 24-199
Lab Sample ID: 50377912023 Percent Moisture: _____

CAS No.	Analyte	Concentration	Q	Units	DF	Analysis Date/Time
7440-38-2	Arsenic	7.3	J	ug/L	1	07/20/2024 01:27
7439-92-1	Lead	10.6		ug/L	1	07/20/2024 01:27

FORM I INORGANIC-1
INORGANIC ANALYSIS DATA SHEET

SAMPLE NO.

SP-7

Lab Name: Pace Analytical - Indiana SDG No. : 50377912 Contract: 216 S. College Ave 24-199
Lab Sample ID: 50377912024 Percent Moisture: _____

CAS No.	Analyte	Concentration	Q	Units	DF	Analysis Date/Time
7440-38-2	Arsenic	23.3		ug/L	1	07/20/2024 01:29
7439-92-1	Lead	30.1		ug/L	1	07/20/2024 01:29

FORM I INORGANIC-1
INORGANIC ANALYSIS DATA SHEET

SAMPLE NO.

SP-8

Lab Name: Pace Analytical - Indiana SDG No. : 50377912 Contract: 216 S. College Ave 24-199
Lab Sample ID: 50377912025 Percent Moisture: _____

CAS No.	Analyte	Concentration	Q	Units	DF	Analysis Date/Time
7440-38-2	Arsenic	58.3		ug/L	1	07/20/2024 01:31
7439-92-1	Lead	118		ug/L	1	07/20/2024 01:31

FORM I INORGANIC-1
INORGANIC ANALYSIS DATA SHEET

SAMPLE NO.

SP-9

Lab Name: Pace Analytical - Indiana SDG No. : 50377912 Contract: 216 S. College Ave 24-199
Lab Sample ID: 50377912026 Percent Moisture: _____

CAS No.	Analyte	Concentration	Q	Units	DF	Analysis Date/Time
7440-38-2	Arsenic	20.8		ug/L	1	07/20/2024 01:32
7439-92-1	Lead	16.3		ug/L	1	07/20/2024 01:32

FORM I INORGANIC-1
INORGANIC ANALYSIS DATA SHEET

SAMPLE NO.

SP-10

Lab Name: Pace Analytical - Indiana SDG No. : 50377912 Contract: 216 S. College Ave 24-199
Lab Sample ID: 50377912027 Percent Moisture: _____

CAS No.	Analyte	Concentration	Q	Units	DF	Analysis Date/Time
7440-38-2	Arsenic	101		ug/L	1	07/20/2024 01:34
7439-92-1	Lead	240		ug/L	1	07/20/2024 01:34

FORM I INORGANIC-1
INORGANIC ANALYSIS DATA SHEET

SAMPLE NO.

SP-11

Lab Name: Pace Analytical - Indiana SDG No. : 50377912 Contract: 216 S. College Ave 24-199
Lab Sample ID: 50377912028 Percent Moisture: _____

CAS No.	Analyte	Concentration	Q	Units	DF	Analysis Date/Time
7440-38-2	Arsenic	27.9		ug/L	1	07/20/2024 01:40
7439-92-1	Lead	24.5		ug/L	1	07/20/2024 01:40

FORM I INORGANIC-1
INORGANIC ANALYSIS DATA SHEET

SAMPLE NO.

SP-11 DUP

Lab Name: Pace Analytical - Indiana SDG No. : 50377912 Contract: 216 S. College Ave 24-199
Lab Sample ID: 50377912029 Percent Moisture: _____

CAS No.	Analyte	Concentration	Q	Units	DF	Analysis Date/Time
7440-38-2	Arsenic	26.6		ug/L	1	07/20/2024 01:41
7439-92-1	Lead	22.5		ug/L	1	07/20/2024 01:41

FORM I INORGANIC-1
INORGANIC ANALYSIS DATA SHEET

SAMPLE NO.

SP-3R FF

Lab Name: Pace Analytical - Indiana SDG No. : 50377912 Contract: 216 S. College Ave 24-199
Lab Sample ID: 50377912030 Percent Moisture: _____

CAS No.	Analyte	Concentration	Q	Units	DF	Analysis Date/Time
7440-38-2	Arsenic	5.5	J	ug/L	1	07/20/2024 01:43
7439-92-1	Lead	<2.0	U	ug/L	1	07/20/2024 01:43

FORM I INORGANIC-1
INORGANIC ANALYSIS DATA SHEET

SAMPLE NO.

SP-7 FF

Lab Name: Pace Analytical - Indiana SDG No. : 50377912 Contract: 216 S. College Ave 24-199
Lab Sample ID: 50377912031 Percent Moisture: _____

CAS No.	Analyte	Concentration	Q	Units	DF	Analysis Date/Time
7440-38-2	Arsenic	<4.3	U	ug/L	1	07/20/2024 01:49
7439-92-1	Lead	<2.0	U	ug/L	1	07/20/2024 01:49

FORM I INORGANIC-1
INORGANIC ANALYSIS DATA SHEET

SAMPLE NO.

SP-8 FF

Lab Name: Pace Analytical - Indiana SDG No. : 50377912 Contract: 216 S. College Ave 24-199
Lab Sample ID: 50377912032 Percent Moisture: _____

CAS No.	Analyte	Concentration	Q	Units	DF	Analysis Date/Time
7440-38-2	Arsenic	6.2	J	ug/L	1	07/20/2024 01:50
7439-92-1	Lead	<2.0	U	ug/L	1	07/20/2024 01:50

FORM I INORGANIC-1
INORGANIC ANALYSIS DATA SHEET

SAMPLE NO.

SP-9 FF

Lab Name: Pace Analytical - Indiana SDG No. : 50377912 Contract: 216 S. College Ave 24-199
Lab Sample ID: 50377912033 Percent Moisture: _____

CAS No.	Analyte	Concentration	Q	Units	DF	Analysis Date/Time
7440-38-2	Arsenic	<4.3	U	ug/L	1	07/20/2024 01:52
7439-92-1	Lead	<2.0	U	ug/L	1	07/20/2024 01:52

FORM I INORGANIC-1
INORGANIC ANALYSIS DATA SHEET

SAMPLE NO.

SP-10 FF

Lab Name: Pace Analytical - Indiana SDG No. : 50377912 Contract: 216 S. College Ave 24-199
Lab Sample ID: 50377912034 Percent Moisture: _____

CAS No.	Analyte	Concentration	Q	Units	DF	Analysis Date/Time
7440-38-2	Arsenic	13.7		ug/L	1	07/20/2024 01:54
7439-92-1	Lead	21.9		ug/L	1	07/20/2024 01:54

FORM I INORGANIC-1
INORGANIC ANALYSIS DATA SHEET

SAMPLE NO.

SP-11 FF

Lab Name: Pace Analytical - Indiana SDG No. : 50377912 Contract: 216 S. College Ave 24-199
Lab Sample ID: 50377912035 Percent Moisture: _____

CAS No.	Analyte	Concentration	Q	Units	DF	Analysis Date/Time
7440-38-2	Arsenic	11.8		ug/L	1	07/20/2024 01:56
7439-92-1	Lead	6.1	J	ug/L	1	07/20/2024 01:56

FORM I INORGANIC-1
INORGANIC ANALYSIS DATA SHEET

SAMPLE NO.

EB-1

Lab Name: Pace Analytical - Indiana SDG No. : 50377912 Contract: 216 S. College Ave 24-199
Lab Sample ID: 50377912036 Percent Moisture: _____

CAS No.	Analyte	Concentration	Q	Units	DF	Analysis Date/Time
7440-38-2	Arsenic	<4.3	U	ug/L	1	07/20/2024 01:58
7439-92-1	Lead	<2.0	U	ug/L	1	07/20/2024 01:58

FORM II INORGANIC-1
INITIAL AND CONTINUING CALIBRATION VERIFICATION

Lab Name: Pace Analytical - Indiana SDG No. : 50377912 Contract: 216 S. College Ave 24-199

Initial Calibration Verification Source: 388365

Continuing Calibration Verification Source: 388366

Concentration Units: ug/L Instrument ID: 50ICP6

Analyte	Initial Calibration Verification				Continuing Calibration Verification						
	07/19/2024 23:03				07/19/2024 23:48			07/20/2024 00:49			Control Limit
	True	Found	%R	Control Limit	True	Found	%R	True	Found	%R	
Arsenic	1000	1020	102.1	90-110	1000	1030	103.1	1000	1010	101.5	90-110
Lead	1000	985	98.5	90-110	1000	988	98.8	1000	985	98.5	90-110

FORM II INORGANIC-2
INITIAL AND CONTINUING CALIBRATION VERIFICATION

Lab Name: Pace Analytical - Indiana SDG No. : 50377912 Contract: 216 S. College Ave 24-199

Initial Calibration Verification Source: _____

Continuing Calibration Verification Source: 388366

Concentration Units: ug/L Instrument ID: 50ICP6

Analyte	Continuing Calibration Verification									Control Limit
	07/20/2024 01:23			07/20/2024 01:45			07/20/2024 02:00			
	True	Found	%R	True	Found	%R	True	Found	%R	
Arsenic	1000	1010	101.0	1000	1010	100.6	1000	1010	100.6	90-110
Lead	1000	971	97.1	1000	978	97.8	1000	974	97.4	90-110

FORM II INORGANIC-1
CRDL CHECK STANDARD

Lab Name: Pace Analytical - Indiana SDG No. : 50377912 Contract: 216 S. College Ave 24-199

CRDL Check Standard Source: 388432 Analysis Date/Time: 07/19/2024 23:07

Concentration Units: ug/L

Analyte	CRDL Check Standard			
	True	Found	%R	Control Limit %R
Arsenic	5.0	6.5	130.0	50-150
Lead	5.0	3.2	64.3	50-150

FORM III INORGANIC-1
BLANKS

Lab Name: Pace Analytical - Indiana SDG No. : 50377912 Contract : 216 S. College Ave 24-199

Method Blank Matrix: Water Instrument ID: 50ICP6

Method Blank Concentration Units: ug/L

Analyte	Initial Calibration Blank (ug/L)		Continuing Calibration Blank (ug/L)						Method Blank	
	07/19/2024 23:05	C	07/19/2024 23:50	C	07/20/2024 00:51	C	07/20/2024 01:25	C	3660737	C
Arsenic	5.0	U	5.0	U	5.0	U	5.0	U	<4.3	U
Lead	4.0	U	4.0	U	4.0	U	-4.2	J	<2.0	U

FORM III INORGANIC-2

BLANKS

Lab Name: Pace Analytical - Indiana SDG No. : 50377912 Contract : 216 S. College Ave 24-199

Method Blank Matrix: _____ Instrument ID: 50ICP6

Method Blank Concentration Units: _____

Analyte	Initial Calibration Blank		Continuing Calibration Blank (ug/L)					
		C	07/20/2024 01:47	C	07/20/2024 02:01	C		C
Arsenic			5.0	U	5.0	U		
Lead			4.0	U	4.0	U		

FORM IV INORGANIC-1
INTERFERENCE CHECK SAMPLE

Lab Name: Pace Analytical - Indiana SDG No. : 50377912 Contract: 216 S. College Ave 24-199

Instrument ID: 50ICP6

Solution A Run Date: 07/19/2024 23:10

ICS Source: 388544,388545

Solution AB Run Date: 07/19/2024 23:12

Concentration Units: ug/L

Analyte	True		Found				
	Sol. A	Sol. AB	Sol. A	%R	Sol. AB	%R	Limits
Aluminum	500000	500000	491120.74	98.2	490481.49	98.1	80-120
Arsenic	10	500	0.23369	2.3	514.67913	102.9	80-120
Calcium	500000	500000	464110.92	92.8	461940.87	92.4	80-120
Iron	200000	200000	194238.09	97.1	193248.39	96.6	80-120
Lead	10	500	1.49604	15	453.5992	90.7	80-120
Magnesium	500000	500000	502013.89	100.4	500851.70	100.2	80-120

FORM V INORGANIC-1
MATRIX SPIKE SAMPLE RECOVERY

SAMPLE NO.

3660739MS

Lab Name: Pace Analytical - Indiana SDG No. : 50377912 Contract: 216 S. College Ave 24-199

Matrix: Water Basis: Wet Parent Sample ID: 50377905054

Percent Moisture: _____

Analyte	Units	Control Limit %R	Spiked Sample Result (SSR)	Sample Result (SR)	Spike Added (SA)	%R
Arsenic	ug/L	75-125	1010	<4.3	1000	101
Lead	ug/L	75-125	908	<2.0	1000	91

FORM V INORGANIC-2
MATRIX SPIKE SAMPLE RECOVERY

SAMPLE NO.

3660740MSD

Lab Name: Pace Analytical - Indiana SDG No. : 50377912 Contract: 216 S. College Ave 24-199

Matrix: Water Basis: Wet Parent Sample ID: 50377905054

Percent Moisture: _____

Analyte	Units	Control Limit %R	Spiked Sample Result (SSR)	Sample Result (SR)	Spike Added (SA)	%R
Arsenic	ug/L	75-125	1010	<4.3	1000	100
Lead	ug/L	75-125	900	<2.0	1000	90

FORM V INORGANIC-3
MATRIX SPIKE SAMPLE RECOVERY

SAMPLE NO.

3660741MS

Lab Name: Pace Analytical - Indiana SDG No. : 50377912 Contract: 216 S. College Ave 24-199

Matrix: Water Basis: Wet Parent Sample ID: SP-10

Percent Moisture: _____

Analyte	Units	Control Limit %R	Spiked Sample Result (SSR)	Sample Result (SR)	Spike Added (SA)	%R
Arsenic	ug/L	75-125	4890	101	5000	96
Lead	ug/L	75-125	4550	240	5000	86

FORM V INORGANIC-4
MATRIX SPIKE SAMPLE RECOVERY

SAMPLE NO.

3660742MSD

Lab Name: Pace Analytical - Indiana SDG No. : 50377912 Contract: 216 S. College Ave 24-199

Matrix: Water Basis: Wet Parent Sample ID: SP-10

Percent Moisture: _____

Analyte	Units	Control Limit %R	Spiked Sample Result (SSR)	Sample Result (SR)	Spike Added (SA)	%R
Arsenic	ug/L	75-125	4950	101	5000	97
Lead	ug/L	75-125	4600	240	5000	87

FORM V INORGANIC-1
POST-DIGESTION SPIKE SAMPLE RECOVERY

SAMPLE NO.

3664430PDS

Lab Name: Pace Analytical - Indiana SDG No. : 50377912 Contract: 216 S. College Ave 24-199

Matrix: Water Parent Sample ID: 50377905054

Analyte	Units	Control Limit %R	DF	Spiked Sample Result (SSR)	DF	Sample Result (SR)	Spike Added (SA)	%R
Arsenic	ug/L	75-125	1	1030	1	4.3U	1000	103.1
Lead	ug/L	75-125	1	927	1	2.0U	1000	92.7

FORM VI INORGANIC-1
DUPLICATES

SAMPLE NO.

3660740MSD

Lab Name: Pace Analytical - Indiana SDG No. : 50377912 Contract: 216 S. College Ave 24-199

Matrix: Water Concentration Units: ug/L

Percent Moisture: _____ Basis: Wet

Analyte	RPD Control Limit	Sample	Duplicate	RPD
Arsenic	20	1010	1010	0
Lead	20	908	900	1

FORM VI INORGANIC-2
DUPLICATES

SAMPLE NO.

3660742MSD

Lab Name: Pace Analytical - Indiana SDG No. : 50377912 Contract: 216 S. College Ave 24-199

Matrix: Water Concentration Units: ug/L

Percent Moisture: _____ Basis: Wet

Analyte	RPD Control Limit	Sample	Duplicate	RPD
Arsenic	20	4890	4950	1
Lead	20	4550	4600	1

FORM VII INORGANIC-1
LABORATORY CONTROL SAMPLE

SAMPLE NO.

3660738LCS

Lab Name: Pace Analytical - Indiana SDG No. : 50377912 Contract: 216 S. College Ave 24-199

Matrix: Water

Analyte	Units	True	Found	%R	Limits	
Arsenic	ug/L	1000	968	97	80	120
Lead	ug/L	1000	929	93	80	120

FORM VIII INORGANIC-1
SERIAL DILUTIONS

3664431SD

Lab Name: Pace Analytical - Indiana SDG No. : 50377912 Contract: 216 S. College Ave 24-199Matrix: Water Parent Sample ID: 50377905054

Analyte	Units	Initial Sample Result	Serial Dilution Result	% Difference	Control Limit %D
Arsenic	ug/L	4.3U	21.6U		10
Lead	ug/L	2.0U	10.2U		10

* Indicates that the % Difference exceeds the control limit.
No difference is calculated if either result is a non-detect.

09/30/2024 06:40

FORM XI - INORGANIC-1
LINEAR DYNAMIC RANGES

Lab Name: Pace Analytical - Indiana SDG No. : 50377912 Contract : 216 S. College Ave 24-199
Instrument ID: 50ICP6 Effective Date: 10/25/2023

Analyte	Concentration (ug/L)
Arsenic	35000
Lead	100000

FORM XII INORGANIC-1
PREPARATION LOG

Lab Name: Pace Analytical - Indiana SDG No. : 50377912 Contract: 216 S. College Ave 24-199

Preparation Method: EPA 3010 Batch: MPRP 61375

Lab Sample ID	Sample Name	Preparation Date	Initial Volume (mL)	Final Volume (mL)
3660737	3660737BLANK	07/19/2024	50	50
3660738	3660738LCS	07/19/2024	25	25
3660739	3660739MS	07/19/2024	25	25
3660740	3660740MSD	07/19/2024	25	25
3660741	3660741MS	07/19/2024	5	25
3660742	3660742MSD	07/19/2024	5	25
50377912023	SP-3R	07/19/2024	50	50
50377912024	SP-7	07/19/2024	50	50
50377912025	SP-8	07/19/2024	50	50
50377912026	SP-9	07/19/2024	50	50
50377912027	SP-10	07/19/2024	10	50
50377912028	SP-11	07/19/2024	50	50
50377912029	SP-11 DUP	07/19/2024	50	50
50377912030	SP-3R FF	07/19/2024	50	50
50377912031	SP-7 FF	07/19/2024	50	50
50377912032	SP-8 FF	07/19/2024	50	50
50377912033	SP-9 FF	07/19/2024	50	50
50377912034	SP-10 FF	07/19/2024	50	50
50377912035	SP-11 FF	07/19/2024	50	50
50377912036	EB-1	07/19/2024	50	50

FORM XIII INORGANIC-1
ANALYSIS RUN LOG

Lab Name: Pace Analytical - Indiana SDG No. : 50377912 Contract: 216 S. College Ave 24-199

Instrument ID: 50ICP6 Analysis Method: EPA 6010

Start Date: 07/19/2024 22:48 End Date: 07/20/2024 02:01

Sample Name	Lab Sample ID	D/F	Date	Time	As	Pb
25333319CAL0	25333319CAL0	1	07/19/2024	22:48	X	X
25333320CAL7	25333320CAL7	1	07/19/2024	22:50	X	X
25333321CAL1	25333321CAL1	1	07/19/2024	22:51	X	X
25333322CAL2	25333322CAL2	1	07/19/2024	22:53	X	X
25333323CAL3	25333323CAL3	1	07/19/2024	22:55	X	X
25333324CAL4	25333324CAL4	1	07/19/2024	22:57	X	X
25333325CAL5	25333325CAL5	1	07/19/2024	22:59	X	X
25333326CAL6	25333326CAL6	1	07/19/2024	23:01	X	X
25333327ICV	25333327ICV	1	07/19/2024	23:03	X	X
25333328ICB	25333328ICB	1	07/19/2024	23:05	X	X
25333329CRDLA	25333329CRDLA	1	07/19/2024	23:07	X	X
25333330ICSA	25333330ICSA	1	07/19/2024	23:10	X	X
25333331ICSAB	25333331ICSAB	1	07/19/2024	23:12	X	X
25333332CCV	25333332CCV	1	07/19/2024	23:48	X	X
25333333CCB	25333333CCB	1	07/19/2024	23:50	X	X
25333338CCV	25333338CCV	1	07/20/2024	00:49	X	X
25333339CCB	25333339CCB	1	07/20/2024	00:51	X	X
3660737BLANK	3660737	1	07/20/2024	01:05	X	X
3660738LCS	3660738	1	07/20/2024	01:07	X	X
50377905054	50377905054	1	07/20/2024	01:08	X	
3660739MS	3660739	1	07/20/2024	01:10	X	X
3660740MSD	3660740	1	07/20/2024	01:12	X	X
3664430PDS	3664430	1	07/20/2024	01:14	X	X
3664431SD	3664431	1	07/20/2024	01:16	X	X
25333340CCV	25333340CCV	1	07/20/2024	01:23	X	X
25333341CCB	25333341CCB	1	07/20/2024	01:25	X	X
SP-3R	50377912023	1	07/20/2024	01:27	X	X
SP-7	50377912024	1	07/20/2024	01:29	X	X
SP-8	50377912025	1	07/20/2024	01:31	X	X
SP-9	50377912026	1	07/20/2024	01:32	X	X
SP-10	50377912027	1	07/20/2024	01:34	X	X
3660741MS	3660741	1	07/20/2024	01:36	X	X
3660742MSD	3660742	1	07/20/2024	01:38	X	X
SP-11	50377912028	1	07/20/2024	01:40	X	X
SP-11 DUP	50377912029	1	07/20/2024	01:41	X	X
SP-3R FF	50377912030	1	07/20/2024	01:43	X	X
25333342CCV	25333342CCV	1	07/20/2024	01:45	X	X
25333343CCB	25333343CCB	1	07/20/2024	01:47	X	X
SP-7 FF	50377912031	1	07/20/2024	01:49	X	X
SP-8 FF	50377912032	1	07/20/2024	01:50	X	X
SP-9 FF	50377912033	1	07/20/2024	01:52	X	X
SP-10 FF	50377912034	1	07/20/2024	01:54	X	X
SP-11 FF	50377912035	1	07/20/2024	01:56	X	X
EB-1	50377912036	1	07/20/2024	01:58	X	X
25333344CCV	25333344CCV	1	07/20/2024	02:00	X	X

09/30/2024 06:40

FORM XIII INORGANIC-2
ANALYSIS RUN LOG

Lab Name: Pace Analytical - Indiana SDG No. : 50377912 Contract: 216 S. College Ave 24-199

Instrument ID: 50ICP6 Analysis Method: EPA 6010

Start Date: 07/19/2024 22:48 End Date: 07/20/2024 02:01

Sample Name	Lab Sample ID	D/F	Date	Time	As	Pb
25333345CCB	25333345CCB	1	07/20/2024	02:01	X	X

FORM XV INORGANIC-1
INTERNAL STANDARDS RELATIVE INTENSITY SUMMARY

Lab Name: Pace Analytical - Indiana SDG No. : 50377912 Contract: 216 S. College Ave 24-199

Instrument ID: 50ICP6 Start Date: 07/19/2024 22:48 End Date: 07/20/2024 02:01

Sample Name	Time	Y1	Y2	Y3
25333319CAL0	22:48	100.0	100.0	100.0
25333320CAL7	22:50	98.5	99.2	99.2
25333321CAL1	22:51	100.4	100.2	100.5
25333322CAL2	22:53	100.1	100.0	99.8
25333323CAL3	22:55	101.1	101.0	101.7
25333324CAL4	22:57	98.8	98.9	99.8
25333325CAL5	22:59	99.8	100.0	100.5
25333326CAL6	23:01	98.4	98.4	99.7
25333327ICV	23:03	98.5	98.3	100.1
25333328ICB	23:05	100.9	101.2	102.0
25333329CRDLA	23:07	99.9	100.2	100.6
25333330ICSA	23:10	89.3	89.4	96.5
25333331ICSAB	23:12	89.1	89.0	96.5
25333332CCV	23:48	99.1	99.4	100.2
25333333CCB	23:50	100.3	100.4	101.1
25333338CCV	00:49	99.4	100.6	101.2
25333339CCB	00:51	100.8	101.9	101.0
25333340CCV	01:23	99.3	100.5	101.0
25333341CCB	01:25	100.7	101.9	101.2
25333342CCV	01:45	99.0	100.2	101.1
25333343CCB	01:47	101.2	102.3	100.8
25333344CCV	02:00	99.4	100.7	100.7
25333345CCB	02:01	100.8	102.1	102.2



Prep Log Report

Batch Information: MPRP 61375

3005/3010/3020 | ICP_ICPMS Water

Prep Method	EPA 3010	Analysis Method	
Block ID	9	Thermometer ID	PT-340
Corrected Temp. (C)	94.50	Acceptance Range	95 +/- 3 C
Metals Pipette 2		Metals Pipette 3	
Batch Notes	PB KET 07/18/24		
Prepared By	KET	Reviewed By	JPK
Block Temp (C)	-0.5	Digestion Vessel	387493
Metals Pipette 1	M116	Reviewed By Date	
Extracted Date/Time	07/19/2024 08:05:00		

Prep Method	EPA 3010	Analysis Method	
Block ID	9	Thermometer ID	PT-340
Corrected Temp. (C)	94.50	Acceptance Range	95 +/- 3 C
Metals Pipette 2		Metals Pipette 3	
Batch Notes	PB KET 07/18/24		
Prepared By	KET	Reviewed By	JPK
Block Temp (C)	-0.5	Digestion Vessel	387493
Metals Pipette 1	M116	Reviewed By Date	
Extracted Date/Time	07/19/2024 08:05:00		

Sample Information:

QC Rule	Sample Type	Lab Sample ID	Select	Matrix	Initial Volume (mL)	Conc. HNO3 (mL)	Conc. HCL (mL)	Final Volume (mL)	Sample Notes	6010-SPK (mL)
6010 W_P	BLANK	3660737	Y	Water	50	382271 (2.5)	382273 (2)	50		
6010 W_P	LCS	3660738	Y	Water	25	382271 (1.25)	382273 (1)	25		388230 (0.5)
6010 W_P	RQS	50377905054	Y	Water	50	382271 (2.5)	382273 (2)	50		
6010 W_P	MS	3660739	Y	Water	25	382271 (1.25)	382273 (1)	25		388230 (0.5)
6010 W_P	MSD	3660740	Y	Water	25	382271 (1.25)	382273 (1)	25		388230 (0.5)
6010 W_P	PS	50377905057	Y	Water	50	382271 (2.5)	382273 (2)	50		
6010 W_P	PS	50377905058	Y	Water	50	382271 (2.5)	382273 (2)	50		
6010 W_P	PS	50377905061	Y	Water	50	382271 (2.5)	382273 (2)	50		
6010 W_P	PS	50377912023	Y	Water	50	382271 (2.5)	382273 (2)	50		
6010 W_P	PS	50377912024	Y	Water	50	382271 (2.5)	382273 (2)	50		
6010 W_P	PS	50377912025	Y	Water	50	382271 (2.5)	382273 (2)	50		
6010 W_P	PS	50377912026	Y	Water	50	382271 (2.5)	382273 (2)	50		
6010 W_P	RQS	50377912027	Y	Water	10	382271 (2.5)	382273 (2)	50	1*	
6010 W_P	MS	3660741	Y	Water	5	382271 (1.25)	382273 (1)	25	1*	388230 (0.5)
6010 W_P	MSD	3660742	Y	Water	5	382271 (1.25)	382273 (1)	25	1*	388230 (0.5)
6010 W_P	PS	50377912028	Y	Water	50	382271 (2.5)	382273 (2)	50		



Prep Log Report

QC Rule	Sample Type	Lab Sample ID	Select	Matrix	Initial Volume (mL)	Conc. HNO3 (mL)	Conc. HCL (mL)	Final Volume (mL)	Sample Notes	6010-SPK (mL)
6010 W_P	PS	50377912029	Y	Water	50	382271 (2.5)	382273 (2)	50		
6010 W_P	PS	50377912030	Y	Water	50	382271 (2.5)	382273 (2)	50		
6010 W_P	PS	50377912031	Y	Water	50	382271 (2.5)	382273 (2)	50		
6010 W_P	PS	50377912032	Y	Water	50	382271 (2.5)	382273 (2)	50		
6010 W_P	PS	50377912033	Y	Water	50	382271 (2.5)	382273 (2)	50		
6010 W_P	PS	50377912034	Y	Water	50	382271 (2.5)	382273 (2)	50		
6010 W_P	PS	50377912035	Y	Water	50	382271 (2.5)	382273 (2)	50		
6010 W_P	PS	50377912036	Y	Water	50	382271 (2.5)	382273 (2)	50		

Sample Notes:

1*: P: 07/13/24 09:11

Standard Notes:

388230: ICP-SPK

FORM I INORGANIC-1
INORGANIC ANALYSIS DATA SHEET

SAMPLE NO.

SP-10 11'

Lab Name: Pace Analytical - Indiana SDG No. : 50377912 Contract: 216 S. College Ave 24-199
Lab Sample ID: 50377912001 Percent Moisture: _____

CAS No.	Analyte	Concentration	Q	Units	DF	Analysis Date/Time
	Percent Moisture	15.8		%	1	07/22/2024 16:03

FORM I INORGANIC-1
INORGANIC ANALYSIS DATA SHEET

SAMPLE NO.

SP-8 6'

Lab Name: Pace Analytical - Indiana SDG No. : 50377912 Contract: 216 S. College Ave 24-199
Lab Sample ID: 50377912002 Percent Moisture: _____

CAS No.	Analyte	Concentration	Q	Units	DF	Analysis Date/Time
	Percent Moisture	20.5		%	1	07/22/2024 16:04

FORM I INORGANIC-1
INORGANIC ANALYSIS DATA SHEET

SAMPLE NO.

SP-8 12'

Lab Name: Pace Analytical - Indiana SDG No. : 50377912 Contract: 216 S. College Ave 24-199
Lab Sample ID: 50377912003 Percent Moisture: _____

CAS No.	Analyte	Concentration	Q	Units	DF	Analysis Date/Time
	Percent Moisture	17.4		%	1	07/22/2024 16:04

FORM I INORGANIC-1
INORGANIC ANALYSIS DATA SHEET

SAMPLE NO.

SP-9 10.5'

Lab Name: Pace Analytical - Indiana SDG No. : 50377912 Contract: 216 S. College Ave 24-199
Lab Sample ID: 50377912004 Percent Moisture: _____

CAS No.	Analyte	Concentration	Q	Units	DF	Analysis Date/Time
	Percent Moisture	20.9		%	1	07/22/2024 16:04

FORM I INORGANIC-1
INORGANIC ANALYSIS DATA SHEET

SAMPLE NO.

SP-6 11'

Lab Name: Pace Analytical - Indiana SDG No. : 50377912 Contract: 216 S. College Ave 24-199
Lab Sample ID: 50377912005 Percent Moisture: _____

CAS No.	Analyte	Concentration	Q	Units	DF	Analysis Date/Time
	Percent Moisture	30.6		%	1	07/22/2024 16:04

FORM I INORGANIC-1
INORGANIC ANALYSIS DATA SHEET

SAMPLE NO.

SP-7 7'

Lab Name: Pace Analytical - Indiana SDG No. : 50377912 Contract: 216 S. College Ave 24-199
Lab Sample ID: 50377912006 Percent Moisture: _____

CAS No.	Analyte	Concentration	Q	Units	DF	Analysis Date/Time
	Percent Moisture	19.4		%	1	07/22/2024 16:04

FORM I INORGANIC-1
INORGANIC ANALYSIS DATA SHEET

SAMPLE NO.

SP-7 7' DUP

Lab Name: Pace Analytical - Indiana SDG No. : 50377912 Contract: 216 S. College Ave 24-199
Lab Sample ID: 50377912007 Percent Moisture: _____

CAS No.	Analyte	Concentration	Q	Units	DF	Analysis Date/Time
	Percent Moisture	20.2		%	1	07/22/2024 16:04

FORM I INORGANIC-1
INORGANIC ANALYSIS DATA SHEET

SAMPLE NO.

SP-11 7'

Lab Name: Pace Analytical - Indiana SDG No. : 50377912 Contract: 216 S. College Ave 24-199
Lab Sample ID: 50377912008 Percent Moisture: _____

CAS No.	Analyte	Concentration	Q	Units	DF	Analysis Date/Time
	Percent Moisture	18.9		%	1	07/22/2024 16:04

FORM I INORGANIC-1
INORGANIC ANALYSIS DATA SHEET

SAMPLE NO.

SP-3R 10'

Lab Name: Pace Analytical - Indiana SDG No. : 50377912 Contract: 216 S. College Ave 24-199
Lab Sample ID: 50377912009 Percent Moisture: _____

CAS No.	Analyte	Concentration	Q	Units	DF	Analysis Date/Time
	Percent Moisture	17.8		%	1	07/22/2024 16:04

FORM I INORGANIC-1
INORGANIC ANALYSIS DATA SHEET

SAMPLE NO.

SP-6 (6-7')

Lab Name: Pace Analytical - Indiana SDG No. : 50377912 Contract: 216 S. College Ave 24-199
Lab Sample ID: 50377912010 Percent Moisture: _____

CAS No.	Analyte	Concentration	Q	Units	DF	Analysis Date/Time
	Percent Moisture	21.2		%	1	07/22/2024 16:04

FORM I INORGANIC-1
INORGANIC ANALYSIS DATA SHEET

SAMPLE NO.

SP-7 (7-9')

Lab Name: Pace Analytical - Indiana SDG No. : 50377912 Contract: 216 S. College Ave 24-199
Lab Sample ID: 50377912011 Percent Moisture: _____

CAS No.	Analyte	Concentration	Q	Units	DF	Analysis Date/Time
	Percent Moisture	20.9		%	1	07/22/2024 16:05

FORM I INORGANIC-1
INORGANIC ANALYSIS DATA SHEET

SAMPLE NO.

SP-7 (10-12')

Lab Name: Pace Analytical - Indiana SDG No. : 50377912 Contract: 216 S. College Ave 24-199
Lab Sample ID: 50377912012 Percent Moisture: _____

CAS No.	Analyte	Concentration	Q	Units	DF	Analysis Date/Time
	Percent Moisture	22.4		%	1	07/22/2024 16:05

FORM I INORGANIC-1
INORGANIC ANALYSIS DATA SHEET

SAMPLE NO.
SP-7 (10-12') DUP

Lab Name: Pace Analytical - Indiana SDG No. : 50377912 Contract: 216 S. College Ave 24-199
Lab Sample ID: 50377912013 Percent Moisture: _____

CAS No.	Analyte	Concentration	Q	Units	DF	Analysis Date/Time
	Percent Moisture	23.6		%	1	07/22/2024 16:05

FORM I INORGANIC-1
INORGANIC ANALYSIS DATA SHEET

SAMPLE NO.

SP-8 (7-10')

Lab Name: Pace Analytical - Indiana SDG No. : 50377912 Contract: 216 S. College Ave 24-199
Lab Sample ID: 50377912014 Percent Moisture: _____

CAS No.	Analyte	Concentration	Q	Units	DF	Analysis Date/Time
	Percent Moisture	21.3		%	1	07/22/2024 16:07

FORM I INORGANIC-1
INORGANIC ANALYSIS DATA SHEET

SAMPLE NO.

SP-8 (10-12')

Lab Name: Pace Analytical - Indiana SDG No. : 50377912 Contract: 216 S. College Ave 24-199
Lab Sample ID: 50377912015 Percent Moisture: _____

CAS No.	Analyte	Concentration	Q	Units	DF	Analysis Date/Time
	Percent Moisture	20.5		%	1	07/22/2024 16:08

FORM I INORGANIC-1
INORGANIC ANALYSIS DATA SHEET

SAMPLE NO.

SP-9 (7-10')

Lab Name: Pace Analytical - Indiana SDG No. : 50377912 Contract: 216 S. College Ave 24-199
Lab Sample ID: 50377912016 Percent Moisture: _____

CAS No.	Analyte	Concentration	Q	Units	DF	Analysis Date/Time
	Percent Moisture	18.7		%	1	07/22/2024 16:08

FORM I INORGANIC-1
INORGANIC ANALYSIS DATA SHEET

SAMPLE NO.

SP-9 (10-12')

Lab Name: Pace Analytical - Indiana SDG No. : 50377912 Contract: 216 S. College Ave 24-199
Lab Sample ID: 50377912017 Percent Moisture: _____

CAS No.	Analyte	Concentration	Q	Units	DF	Analysis Date/Time
	Percent Moisture	16.1		%	1	07/22/2024 16:08

FORM I INORGANIC-1
INORGANIC ANALYSIS DATA SHEET

SAMPLE NO.

SP-10 (0-2')

Lab Name: Pace Analytical - Indiana SDG No. : 50377912 Contract: 216 S. College Ave 24-199
Lab Sample ID: 50377912018 Percent Moisture: _____

CAS No.	Analyte	Concentration	Q	Units	DF	Analysis Date/Time
	Percent Moisture	14.7		%	1	07/22/2024 16:08

FORM I INORGANIC-1
INORGANIC ANALYSIS DATA SHEET

SAMPLE NO.

SP-10 (5-7')

Lab Name: Pace Analytical - Indiana SDG No. : 50377912 Contract: 216 S. College Ave 24-199
Lab Sample ID: 50377912019 Percent Moisture: _____

CAS No.	Analyte	Concentration	Q	Units	DF	Analysis Date/Time
	Percent Moisture	22.9		%	1	07/23/2024 13:39

FORM I INORGANIC-1
INORGANIC ANALYSIS DATA SHEET

SAMPLE NO.

SP-11 (0-2')

Lab Name: Pace Analytical - Indiana SDG No. : 50377912 Contract: 216 S. College Ave 24-199
Lab Sample ID: 50377912020 Percent Moisture: _____

CAS No.	Analyte	Concentration	Q	Units	DF	Analysis Date/Time
	Percent Moisture	9.8		%	1	07/23/2024 13:39

FORM I INORGANIC-1
INORGANIC ANALYSIS DATA SHEET

SAMPLE NO.

SP-11 (5-7')

Lab Name: Pace Analytical - Indiana SDG No. : 50377912 Contract: 216 S. College Ave 24-199
Lab Sample ID: 50377912021 Percent Moisture: _____

CAS No.	Analyte	Concentration	Q	Units	DF	Analysis Date/Time
	Percent Moisture	21.4		%	1	07/23/2024 13:39

FORM I INORGANIC-1
INORGANIC ANALYSIS DATA SHEET

SAMPLE NO.

SP-11 (2-4')

Lab Name: Pace Analytical - Indiana SDG No. : 50377912 Contract: 216 S. College Ave 24-199
Lab Sample ID: 50377912022 Percent Moisture: _____

CAS No.	Analyte	Concentration	Q	Units	DF	Analysis Date/Time
	Percent Moisture	18.4		%	1	07/23/2024 13:39

FORM VI INORGANIC-1
DUPLICATES

SAMPLE NO.

3664877DUP

Lab Name: Pace Analytical - Indiana SDG No. : 50377912 Contract: 216 S. College Ave 24-199

Matrix: Solid Concentration Units: %

Percent Moisture: _____ Basis: Wet

Analyte	RPD Control Limit	Sample	Duplicate	RPD
Percent Moisture	10	18.9	19.4	3

FORM VI INORGANIC-1
DUPLICATES

SAMPLE NO.

3665401DUP

Lab Name: Pace Analytical - Indiana SDG No. : 50377912 Contract: 216 S. College Ave 24-199

Matrix: Solid Concentration Units: %

Percent Moisture: _____ Basis: Wet

Analyte	RPD Control Limit	Sample	Duplicate	RPD
Percent Moisture	10	19.4	21.0	8

FORM VI INORGANIC-2
DUPLICATES

SAMPLE NO.

3665402DUP

Lab Name: Pace Analytical - Indiana SDG No. : 50377912 Contract: 216 S. College Ave 24-199

Matrix: Solid Concentration Units: %

Percent Moisture: _____ Basis: Wet

Analyte	RPD Control Limit	Sample	Duplicate	RPD
Percent Moisture	10	9.8	11.3	14*

* RPD outside QC Limits

09/30/2024 06:40

FORM XII INORGANIC-1
PREPARATION LOG

Lab Name: Pace Analytical - Indiana SDG No. : 50377912 Contract: 216 S. College Ave 24-199

Preparation Method: SM 2540G Batch: PMST 22837

Lab Sample ID	Sample Name	Preparation Date	Initial Volume (mL)	Final Volume (mL)
3664877	3664877DUP	07/22/2024	1	1
50377912001	SP-10 11'	07/22/2024	1	1
50377912002	SP-8 6'	07/22/2024	1	1
50377912003	SP-8 12'	07/22/2024	1	1
50377912004	SP-9 10.5'	07/22/2024	1	1
50377912005	SP-6 11'	07/22/2024	1	1
50377912006	SP-7 7'	07/22/2024	1	1
50377912007	SP-7 7' DUP	07/22/2024	1	1
50377912008	SP-11 7'	07/22/2024	1	1
50377912009	SP-3R 10'	07/22/2024	1	1
50377912010	SP-6 (6-7')	07/22/2024	1	1
50377912011	SP-7 (7-9')	07/22/2024	1	1
50377912012	SP-7 (10-12')	07/22/2024	1	1
50377912013	SP-7 (10-12') DUP	07/22/2024	1	1
50377912014	SP-8 (7-10')	07/22/2024	1	1
50377912015	SP-8 (10-12')	07/22/2024	1	1
50377912016	SP-9 (7-10')	07/22/2024	1	1
50377912017	SP-9 (10-12')	07/22/2024	1	1
50377912018	SP-10 (0-2')	07/22/2024	1	1

FORM XII INORGANIC-1
PREPARATION LOG

Lab Name: Pace Analytical - Indiana SDG No. : 50377912 Contract: 216 S. College Ave 24-199

Preparation Method: SM 2540G Batch: PMST 22840

Lab Sample ID	Sample Name	Preparation Date	Initial Volume (mL)	Final Volume (mL)
3665401	3665401DUP	07/23/2024	1	1
3665402	3665402DUP	07/23/2024	1	1
50377912019	SP-10 (5-7')	07/23/2024	1	1
50377912020	SP-11 (0-2')	07/23/2024	1	1
50377912021	SP-11 (5-7')	07/23/2024	1	1
50377912022	SP-11 (2-4')	07/23/2024	1	1

FORM XIII INORGANIC-1
ANALYSIS RUN LOG

Lab Name: Pace Analytical - Indiana SDG No. : 50377912 Contract: 216 S. College Ave 24-199

Instrument ID: 50BALO Analysis Method: SM 2540G

Start Date: 07/22/2024 16:03 End Date: 07/23/2024 13:39

Sample Name	Lab Sample ID	D/F	Date	Time	MO IST
SP-10 11'	50377912001	1	07/22/2024	16:03	X
SP-8 6'	50377912002	1	07/22/2024	16:04	X
SP-8 12'	50377912003	1	07/22/2024	16:04	X
SP-9 10.5'	50377912004	1	07/22/2024	16:04	X
SP-6 11'	50377912005	1	07/22/2024	16:04	X
SP-7 7'	50377912006	1	07/22/2024	16:04	X
SP-7 7' DUP	50377912007	1	07/22/2024	16:04	X
SP-11 7'	50377912008	1	07/22/2024	16:04	X
3664877DUP	3664877	1	07/22/2024	16:04	X
SP-3R 10'	50377912009	1	07/22/2024	16:04	X
SP-6 (6-7')	50377912010	1	07/22/2024	16:04	X
SP-7 (7-9')	50377912011	1	07/22/2024	16:05	X
SP-7 (10-12')	50377912012	1	07/22/2024	16:05	X
SP-7 (10-12') DUP	50377912013	1	07/22/2024	16:05	X
SP-8 (7-10')	50377912014	1	07/22/2024	16:07	X
SP-8 (10-12')	50377912015	1	07/22/2024	16:08	X
SP-9 (7-10')	50377912016	1	07/22/2024	16:08	X
SP-9 (10-12')	50377912017	1	07/22/2024	16:08	X
SP-10 (0-2')	50377912018	1	07/22/2024	16:08	X
50377904007	50377904007	1	07/23/2024	13:38	X
3665401DUP	3665401	1	07/23/2024	13:38	X
SP-10 (5-7')	50377912019	1	07/23/2024	13:39	X
SP-11 (0-2')	50377912020	1	07/23/2024	13:39	X
3665402DUP	3665402	1	07/23/2024	13:39	X
SP-11 (5-7')	50377912021	1	07/23/2024	13:39	X
SP-11 (2-4')	50377912022	1	07/23/2024	13:39	X



Prep Log Report

Batch Information: PMST 22837

ASTM D2974 | % Moisture / % Total Solids / Saturation %

Analysis Method	SM2540G	Analyzed By	OAK	Instrument	50BALO	Oven ID	50WET7
Acceptance Range	103-105 C	Thermometer ID	PT-354	Oven Correction Factor (C)	0.2	Oven Temp In1 (C) Corr Date/Time Init	104.1 104.3 07/22/2024 16:20 OAK
Oven Temp Out1 (C) Corr Date/Time Init	104.3 104.5 07/23/2024 08:28 OAK	Reviewed By	CAS	Reviewed By Date	07/24/2024 07:56	Batch Notes	

Sample Information:

QC Rule	Sample Type	Lab Sample ID	Select	TS Posted (%)	Percent Moisture	Run Date/Time	Posted Dry Weight Av Dish (g)	Dish Weight (g)	Wet Weight Av Dish (g)	Dry Weight 1 (g)	Dry Wt Use 1	Sample Notes
DRY WEIGHT	PS	50377912001	Y	84.16	15.84	07/22/2024 16:03:40	6.49	1.279	7.471	6.49	M	600
DRY WEIGHT	PS	50377912002	Y	79.54	20.46	07/22/2024 16:04:02	5.245	1.272	6.267	5.245	M	601
DRY WEIGHT	PS	50377912003	Y	82.55	17.45	07/22/2024 16:04:09	6.968	1.276	8.171	6.968	M	602
DRY WEIGHT	PS	50377912004	Y	79.13	20.87	07/22/2024 16:04:13	6.296	1.302	7.613	6.296	M	603
DRY WEIGHT	PS	50377912005	Y	69.41	30.59	07/22/2024 16:04:18	4.815	1.26	6.382	4.815	M	604
DRY WEIGHT	PS	50377912006	Y	80.58	19.42	07/22/2024 16:04:25	6.013	1.262	7.158	6.013	M	605
DRY WEIGHT	PS	50377912007	Y	79.82	20.18	07/22/2024 16:04:29	5.812	1.256	6.964	5.812	M	606
DRY WEIGHT	RQS	50377912008	Y	81.10	18.90	07/22/2024 16:04:34	5.309	1.251	6.255	5.309	M	607
DRY WEIGHT	DUP	3664877	Y	80.57	19.43	07/22/2024 16:04:46	4.774	1.265	5.62	4.774	M	608
DRY WEIGHT	PS	50377912009	Y	82.21	17.79	07/22/2024 16:04:52	6.744	1.276	7.927	6.744	M	609
DRY WEIGHT	PS	50377912010	Y	78.76	21.24	07/22/2024 16:04:57	11.172	1.254	13.847	11.172	M	610
DRY WEIGHT	PS	50377912011	Y	79.06	20.94	07/22/2024 16:05:04	12.521	1.253	15.506	12.521	M	611
DRY WEIGHT	PS	50377912012	Y	77.59	22.41	07/22/2024 16:05:11	10.677	1.25	13.4	10.677	M	612
DRY WEIGHT	PS	50377912013	Y	76.42	23.58	07/22/2024 16:05:32	11.837	1.253	15.103	11.837	M	613
DRY WEIGHT	PS	50377912014	Y	78.66	21.34	07/22/2024 16:07:55	12.182	1.248	15.149	12.182	M	614
DRY WEIGHT	PS	50377912015	Y	79.45	20.55	07/22/2024 16:08:07	11.531	1.252	14.189	11.531	M	615



Prep Log Report

QC Rule	Sample Type	Lab Sample ID	Select	TS Posted (%)	Percent Moisture	Run Date/Time	Posted Dry Weight /w Dish (g)	Dish Weight (g)	Wet Weight /w Dish (g)	Dry Weight 1 (g)	Dry Wt Use 1	ID	Sample Notes
DRY WEIGHT	PS	50377912016	Y	81.32	18.68	07/22/2024 16:08:13	14.864	1.256	17.99	14.864	M	616	
DRY WEIGHT	PS	50377912017	Y	83.89	16.11	07/22/2024 16:08:32	13.679	1.257	16.064	13.679	M	617	
DRY WEIGHT	PS	50377912018	Y	85.29	14.71	07/22/2024 16:08:38	11.718	1.256	13.523	11.718	M	618	
DRY WEIGHT	PS	50378142022	Y	82.05	17.95	07/22/2024 16:08:43	6.763	1.254	7.968	6.763	M	619	
DRY WEIGHT	PS	50378142023	Y	83.00	17.00	07/22/2024 16:08:48	6.233	1.249	7.254	6.233	M	620	



Prep Log Report

Batch Information: PMST 22840

ASTM D2974 | % Moisture / % Total Solids / Saturation %

Analysis Method	SM2540G	Analyzed By	OAK	Instrument	50BALO	Oven ID	50WET7
Acceptance Range	103-105 C	Thermometer ID	PT-354	Oven Correction Factor (C)	0.2	Oven Temp In1 (C) Corr Date/Time Init	104.3 104.5 07/23/2024 13:50 OAK
Oven Temp Out1 (C) Corr Date/Time Init	104.4 104.6 07/24/2024 08:50 OAK	Reviewed By	CAS	Reviewed By Date	07/25/2024 08:09	Batch Notes	

Sample Information:

QC Rule	Sample Type	Lab Sample ID	Select	TS Posted (%)	Percent Moisture	Run Date/Time	Posted Dry Weight Av Dish (g)	Dish Weight (g)	Wet Weight Av Dish (g)	Dry Weight 1 (g)	Dry Wt Use 1	Sample Notes
DRY WEIGHT	PS	50377913001	Y	83.08	16.92	07/23/2024 13:37:54	12.969	1.276	15.35	12.969	M	600
DRY WEIGHT	PS	50377913002	Y	85.27	14.73	07/23/2024 13:37:58	16.418	1.269	19.035	16.418	M	601
DRY WEIGHT	PS	50377913003	Y	80.75	19.25	07/23/2024 13:38:02	12.702	1.274	15.427	12.702	M	602
DRY WEIGHT	PS	50377913004	Y	80.74	19.26	07/23/2024 13:38:06	12.59	1.299	15.283	12.59	M	603
DRY WEIGHT	PS	50377913005	Y	80.57	19.43	07/23/2024 13:38:11	12.26	1.261	14.913	12.26	M	604
DRY WEIGHT	PS	50377913006	Y	83.37	16.63	07/23/2024 13:38:15	13.475	1.261	15.912	13.475	M	605
DRY WEIGHT	PS	50377913007	Y	85.45	14.55	07/23/2024 13:38:19	17.139	1.254	19.844	17.139	M	606
DRY WEIGHT	PS	50377904001	Y	81.58	18.42	07/23/2024 13:38:24	13.443	1.249	16.196	13.443	M	607
DRY WEIGHT	PS	50377904002	Y	81.87	18.13	07/23/2024 13:38:30	11.328	1.265	13.557	11.328	M	608
DRY WEIGHT	PS	50377904003	Y	77.12	22.88	07/23/2024 13:38:35	13.431	1.275	17.038	13.431	M	609
DRY WEIGHT	PS	50377904004	Y	68.63	31.37	07/23/2024 13:38:39	9.464	1.252	13.218	9.464	M	610
DRY WEIGHT	PS	50377904005	Y	83.30	16.70	07/23/2024 13:38:43	12.151	1.251	14.337	12.151	M	611
DRY WEIGHT	PS	50377904006	Y	87.02	12.98	07/23/2024 13:38:48	17.964	1.25	20.456	17.964	M	612
DRY WEIGHT	RQS	50377904007	Y	80.59	19.41	07/23/2024 13:38:52	12.481	1.252	15.185	12.481	M	613
DRY WEIGHT	DUP	3665401	Y	79.00	21.00	07/23/2024 13:38:57	12.692	1.247	15.734	12.692	M	614
DRY WEIGHT	PS	50377904008	Y	81.98	18.02	07/23/2024 13:39:02	13.791	1.252	16.548	13.791	M	615



Prep Log Report

QC Rule	Sample Type	Lab Sample ID	Select	TS Posted (%)	Percent Moisture	Run Date/Time	Posted Dry Weight fw Dish (g)	Dish Weight (g)	Wet Weight fw Dish (g)	Dry Weight 1 (g)	Dry Wt Use 1	ID	Sample Notes
DRY WEIGHT	PS	50377904009	Y	78.73	21.27	07/23/2024 13:39:07	11.161	1.257	13.836	11.161	M	616	
DRY WEIGHT	PS	50377912019	Y	77.08	22.92	07/23/2024 13:39:12	13.268	1.256	16.839	13.268	M	617	
DRY WEIGHT	RQS	50377912020	Y	90.16	9.835	07/23/2024 13:39:17	13.364	1.254	14.685	13.364	M	618	
DRY WEIGHT	DUP	3665402	Y	88.67	11.33	07/23/2024 13:39:22	13.419	1.255	14.974	13.419	M	619	
DRY WEIGHT	PS	50377912021	Y	78.60	21.40	07/23/2024 13:39:27	11.882	1.248	14.777	11.882	M	620	
DRY WEIGHT	PS	50377912022	Y	81.63	18.37	07/23/2024 13:39:35	11.665	1.27	14.004	11.665	M	621	