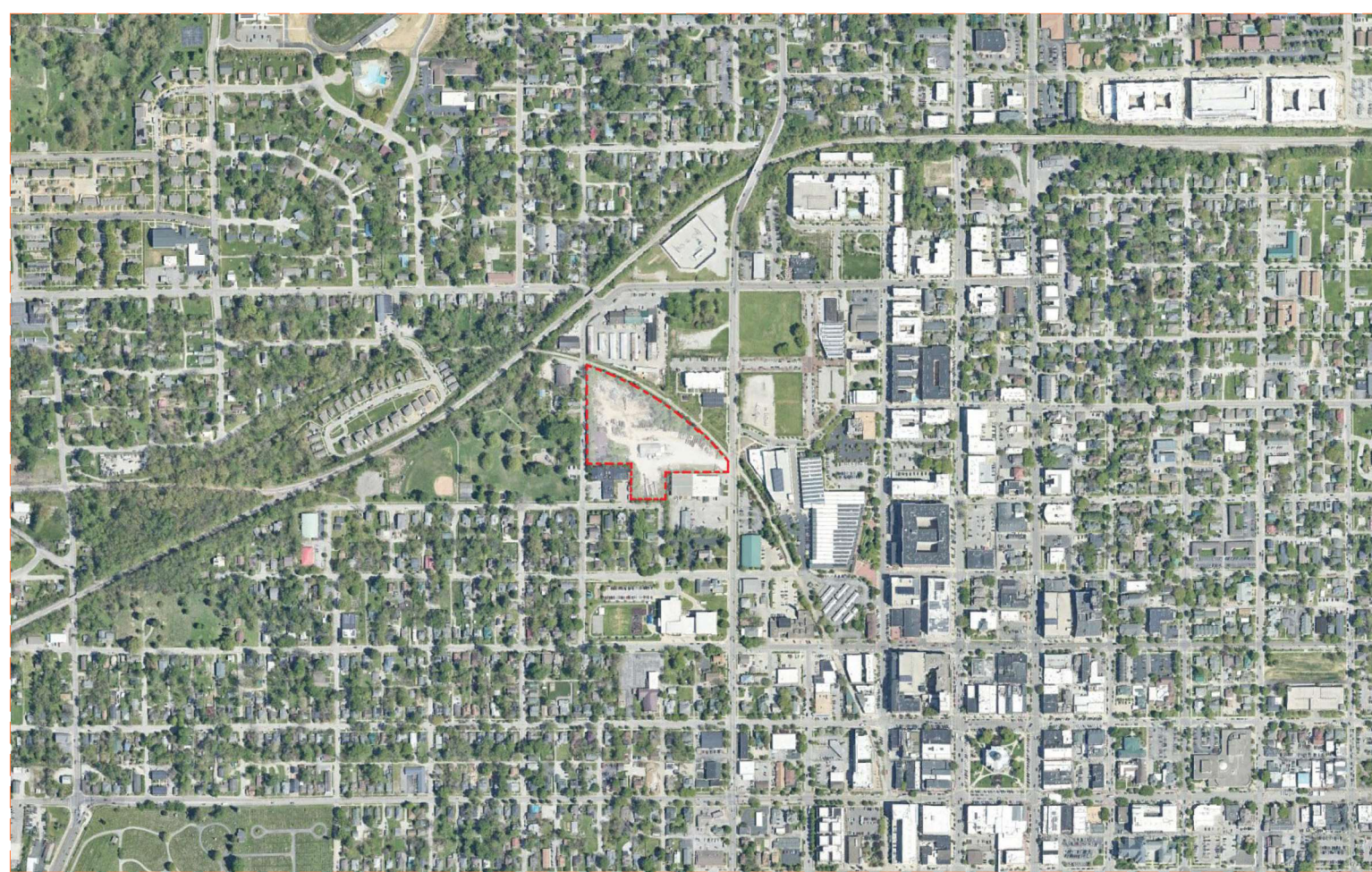


503 N ROGERS



503 N ROGERS ST BLOOMINGTON, IN 47404

PROJECT LOCATION



VICINITY



SITE LOCATION

PROJECT TEAM

OWNER/DEVELOPER: Greystar Worldwide, LLC
3800 American Blvd. W, Suite 950
Bloomington, MN 55431
PHONE: 763-585-3955

ARCHITECT: ESG Architecture and Design, Inc.
350 North 5th Street, Suite 400
Minneapolis, MN 55401
PHONE: 612-339-5508
FAX: 612-339-5382

CONTRACTOR: TBD
ADDRESS
ADDRESS
PHONE: XXX-XXX-XXXX
FAX: XXX-XXX-XXXX

CIVIL ENGINEER: Kimley-Horn
500 East 96th Street, Suite 300
Indianapolis, IN 46240
PHONE: 317-296-7096
FAX: XXX-XXX-XXXX

LANDSCAPE ARCHITECT: Kimley-Horn
500 East 96th Street, Suite 300
Indianapolis, IN 46240
PHONE: 317-296-7096
FAX: XXX-XXX-XXXX

STRUCTURAL ENGINEER: Meyer Borgman Johnson
510 Marquette Avenue South, Suite 900
Minneapolis, MN 55402
PHONE: 612-338-0713
FAX: XXX-XXX-XXXX

MECHANICAL ENGINEER: Emanuelson-Podas, Inc.
7705 Bush Lake Road
Edina, MN 55439
PHONE: 952-930-0050
FAX: XXX-XXX-XXXX

ELECTRICAL ENGINEER: Emanuelson-Podas, Inc.
7705 Bush Lake Road
Edina, MN 55439
PHONE: 952-930-0050
FAX: XXX-XXX-XXXX

503 NORTH ROGERS - PARKING	
PARKING TYPE	PARKING COUNT
PARKING STALLS	275
SURFACE PARKING	17
TOTAL PARKING	292
CLASS I BIKE STALLS	132
CLASS II BIKE STALLS	26
TOTAL BIKE PARKING	158

SHEET CATEGORIES

GENERAL INFORMATION

- T SERIES
 - PROJECT TITLE AND ADDRESS
 - PROJECT TEAM LIST
 - PROJECT LOCATION MAPS
 - SHEET INDEX
 - ABBREVIATIONS
 - GENERAL SYMBOL LEGEND
 - PROJECT METRICS

CODE

- AC SERIES: CODE-RELATED
 - CODE SUMMARY
 - CODE PLANS FOR OCCUPANT LOAD AND EXITING
 - CODE ELEVATIONS AS REQUIRED
 - STANDPIPE PLANS
 - PHASING PLANS

ARCHITECTURAL

- AS SERIES: ARCHITECTURAL SITE PLANS AND DETAILS
- A0 SERIES: ASSEMBLIES
 - MOUNTING HEIGHTS AND UNIT DIAGRAM
 - WALL ASSEMBLIES
 - FLOOR/ROOF/CEILING ASSEMBLIES
 - RATED ASSEMBLY DOCUMENTATION
- A1 SERIES: FLOOR PLANS
 - OVERALL PLANS
 - AREA PLANS
 - ENLARGED PLANS
- A2 SERIES: CEILING PLANS
 - OVERALL PLANS
 - AREA PLANS
 - ENLARGED PLANS
- A3 SERIES
 - EXTERIOR MATERIALS SCHEDULE
 - EXTERIOR ELEVATIONS
 - EXTERIOR AXONOMETRIC VIEWS
- A4 SERIES: BUILDING SECTIONS
- A5 SERIES: WALL SECTIONS
- A6 SERIES: EXTERIOR DETAILS
- A7 SERIES: VERTICAL CIRCULATION
 - STAIRS AND RAMPS
 - ELEVATORS
 - TRASH CHUTES
 - SHAFT PLANS AND DETAILS
- A8 SERIES: UNITS
 - UNIT PLANS (ACCESSIBILITY, BASE PLAN, CEILING)
 - UNIT KITCHEN TYPES
 - UNIT ISLAND TYPES
 - UNIT VANITY TYPES
 - UNIT SHOWER AND TUB TYPES
- A9 SERIES
 - TOILET ROOM PLANS AND ELEVATIONS
 - INTERIOR ELEVATIONS
- A10 SERIES: INTERIOR DETAILS
- A11 SERIES: OPENINGS
 - OPENING SCHEDULES
 - DOOR PANEL AND FRAME TYPES
 - WINDOW, EXTERIOR STOREFRONT, LOUVER, AND CURTAIN WALL TYPES
- A12 SERIES: SLAB EDGE PLANS

INTERIOR DESIGN

- ID0 SERIES: SCHEDULES
 - FINISH, FIXTURE, APPLIANCE, LIGHTING, AND PLUMBING FIXTURE SCHEDULES
- ID1 SERIES: FINISH PLANS
 - OVERALL PLANS
 - ENLARGED PLANS
- ID2 SERIES: FF&E AND POWER PLANS
- ID3 SERIES: RENDERED INTERIORS

NOTE: ALL SHEETS LISTED HERE MAY BE NOT BE USED

MULTI-BUILDING PROJECTS

- PROJECTS WITH MULTIPLE BUILDINGS WILL FOLLOW THE SAME SHEET NUMBERING SHOWN ABOVE WITH AN ADDED PREFIX INDICATING THE BUILDING NUMBER
- BUILDING NUMBER**
 - TYPICAL SHEET NUMBER
 - 1-A1.1 BUILDING 1 - FLOOR PLAN - LEVEL 1
 - 1-A1.1A BUILDING 1 - FLOOR PLAN - LEVEL 1 - AREA A
 - 1-A1.1B BUILDING 1 - FLOOR PLAN - LEVEL 1 - AREA B
 - 2-A1.1 BUILDING 2 - FLOOR PLAN - LEVEL 1
 - 2-A1.1A BUILDING 2 - FLOOR PLAN - LEVEL 1 - AREA A
 - 2-A1.1B BUILDING 2 - FLOOR PLAN - LEVEL 1 - AREA B

DRAWING INDEX

###	DRAWING NAME	PLANNING COMMISSION FILING - 3/16/2026	PLANNING COMMISSION FILING - 3/30/2026
GENERAL INFORMATION			
T1.1	TITLE SHEET		
CIVIL / LANDSCAPE			
C0.0	TITLE SHEET		
C3.0	OVERALL SITE PLAN		
C3.1	FIRE TRUCK PLAN		
C5.0	OVERALL GRADING AND DRAINAGE PLAN		
C6.0	OVERALL UTILITY PLAN		
C6.1	STRUCTURAL DATA TABLE		
C6.2	OVERALL PUBLIC UTILITY PLAN		
C7.0	CONSTRUCTION DETAILS		
C7.1	CONSTRUCTION DETAILS		
C7.2	CONSTRUCTION DETAILS		
L1.0	LANDSCAPE PLAN		
L1.1	LANDSCAPE PLAN WITH UTILITY OVERLAY		
L1.2	LANDSCAPE DETAILS		
L2.0	TREE SURVEY		
ARCHITECTURAL			
AS1.1	ARCHITECTURAL SITE PLAN		
A1.1	FLOOR PLAN - LEVEL 1 - OVERALL		
A1.1P	FLOOR PLAN - LEVEL 1 - PARKING GARAGE		
A1.2	FLOOR PLAN - LEVEL 2 - OVERALL		
A1.2P	FLOOR PLAN - LEVEL 2 - PARKING GARAGE		
A1.3	FLOOR PLAN - LEVEL 3 - OVERALL		
A1.3P	FLOOR PLAN - LEVEL 3 - PARKING GARAGE		
A1.4P	FLOOR PLAN - LEVEL 4 - PARKING GARAGE		
A1.5	FLOOR PLAN - LEVEL 5 - OVERALL		
A1.6	ROOF PLAN - OVERALL		
A3.0A	EXTERIOR RENDERINGS		
A3.0B	EXTERIOR RENDERINGS		
A3.0C	EXTERIOR MATERIALS		
A3.1A	EXTERIOR ELEVATIONS - BLDG A - NORTH		
A3.1B	EXTERIOR ELEVATIONS - BLDG A - SOUTH		
A3.1C	EXTERIOR ELEVATIONS - BLDG A - EAST		
A3.1D	EXTERIOR ELEVATIONS - BLDG A - WEST		
A3.1E	EXTERIOR ELEVATIONS - BLDG A - COURTYARD		
A3.2A	EXTERIOR ELEVATIONS - BUILDING B - COURTYARD		
A3.2A.1	EXTERIOR ELEVATIONS - BUILDING B - NORTH		
A3.2B	EXTERIOR ELEVATIONS - BUILDING B - SOUTH		
A3.2B.1	EXTERIOR ELEVATIONS - BUILDING B - SOUTH		
A3.2C	EXTERIOR ELEVATIONS - BUILDING B - EAST		
A3.2D	EXTERIOR ELEVATIONS - BUILDING B - WEST		
A3.2E	EXTERIOR ELEVATIONS - BUILDING B - COURTYARD		
A3.2E.1	EXTERIOR ELEVATIONS - BUILDING B - COURTYARD		
A3.3A	EXTERIOR ELEVATIONS - BUILDING C - NORTH		
A3.3B	EXTERIOR ELEVATIONS - BUILDING C - SOUTH		
A3.3C	EXTERIOR ELEVATIONS - BUILDING C - EAST		
A3.3D	EXTERIOR ELEVATIONS - BUILDING C - WEST		
A3.3E	EXTERIOR ELEVATIONS - BUILDING C - COURTYARD		
A3.3F	EXTERIOR ELEVATIONS - BUILDING C - COURTYARD		
A3.10	EXTERIOR ELEVATIONS - PARKING GARAGE - NORTH		
A3.11	EXTERIOR ELEVATIONS - PARKING GARAGE - SOUTH		
A3.12	EXTERIOR ELEVATIONS - PARKING GARAGE - EAST		
A3.13	EXTERIOR ELEVATIONS - PARKING GARAGE - WEST		

NOT FOR
CONSTRUCTION

PLANNING
COMMISSION
FILING
3/30/2026

ORIGINAL ISSUE:

REVISIONS:
No Description Date

2025-1705
PROJECT NUMBER

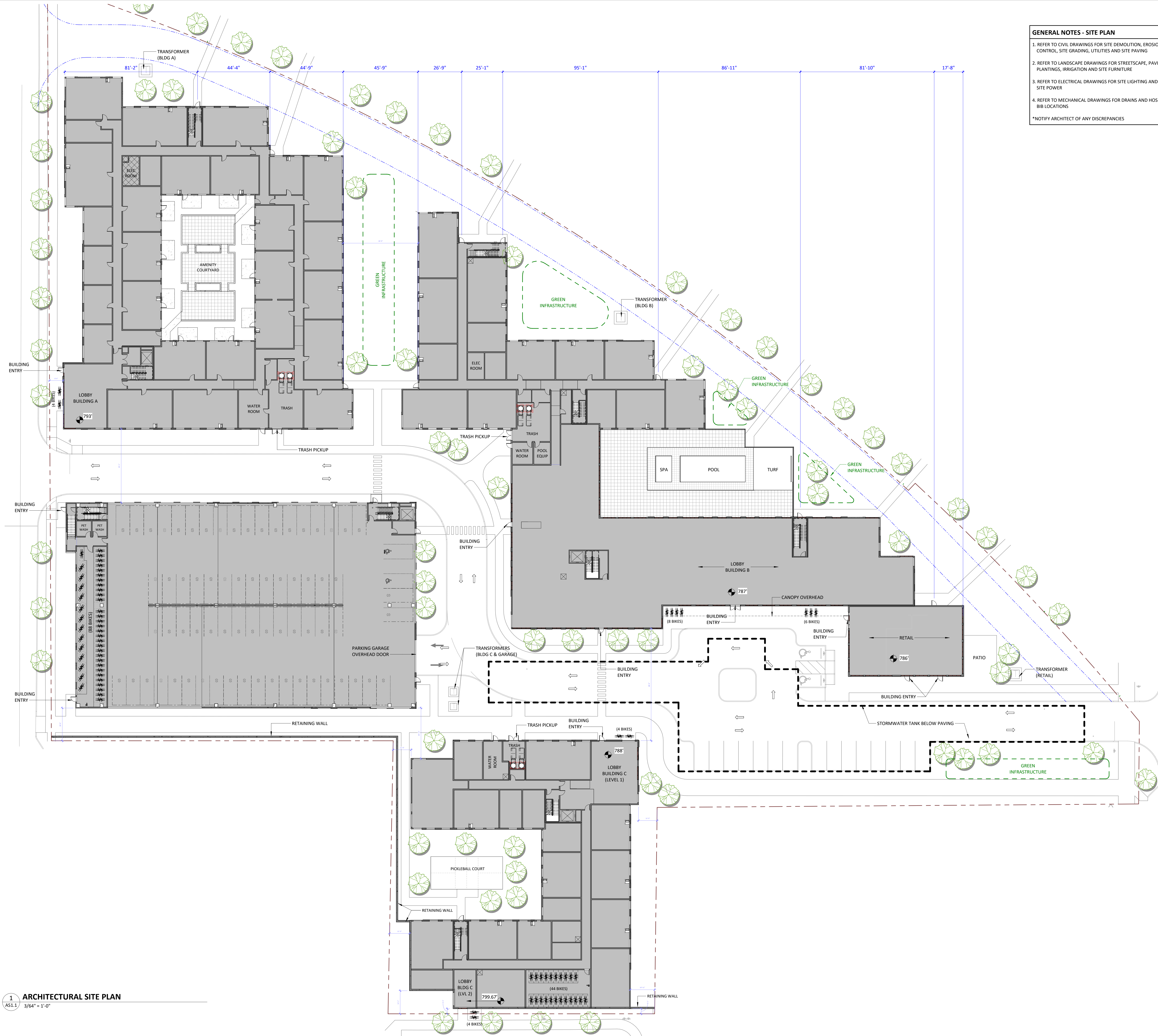
DRAWN BY CHECKED BY

KEY PLAN

TITLE SHEET
T1.1

- GENERAL NOTES - SITE PLAN**
1. REFER TO CIVIL DRAWINGS FOR SITE DEMOLITION, EROSION CONTROL, SITE GRADING, UTILITIES AND SITE PAVING
 2. REFER TO LANDSCAPE DRAWINGS FOR STREETSCAPE, PAVING, PLANTINGS, IRRIGATION AND SITE FURNITURE
 3. REFER TO ELECTRICAL DRAWINGS FOR SITE LIGHTING AND SITE POWER
 4. REFER TO MECHANICAL DRAWINGS FOR DRAINS AND HOSE BIB LOCATIONS
- *NOTIFY ARCHITECT OF ANY DISCREPANCIES

**NOT FOR
CONSTRUCTION**

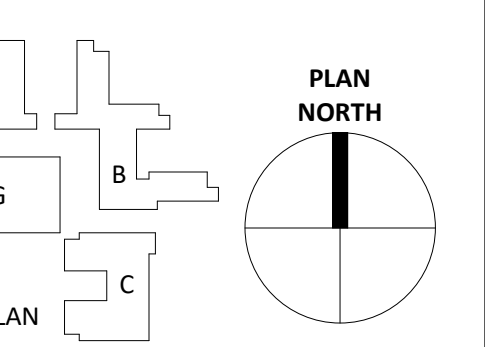


PLANNING
COMMISSION
FILING
3/30/2026

ORIGINAL ISSUE:

REVISIONS:
No Description Date

2025-1705
PROJECT NUMBER

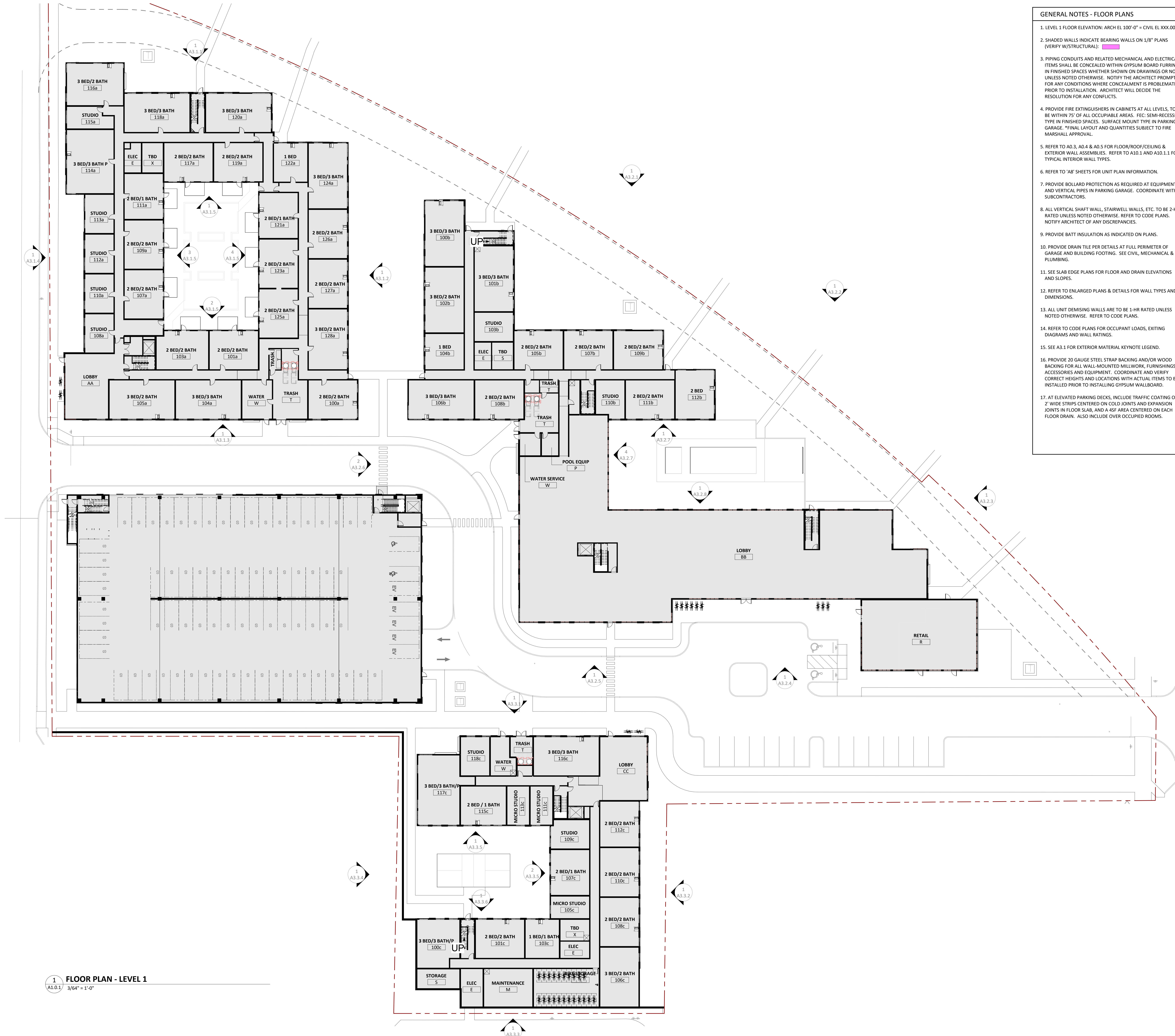


ARCHITECTURAL SITE PLAN
AS1.1

1 ARCHITECTURAL SITE PLAN
AS1.1 3/6/24 = 1'-0"

**NOT FOR
CONSTRUCTION**

- GENERAL NOTES - FLOOR PLANS**
1. LEVEL 1 FLOOR ELEVATION: ARCH EL 100'-0" = CIVIL EL XXX.00'
 2. SHADED WALLS INDICATE BEARING WALLS ON 1/8" PLANS (VERIFY W/STRUCTURAL).
 3. PIPING CONDUITS AND RELATED MECHANICAL AND ELECTRICAL ITEMS SHALL BE CONCEALED WITHIN GYPSUM BOARD FURRING IN FINISHED SPACES WHETHER SHOWN ON DRAWINGS OR NOT, UNLESS NOTED OTHERWISE. NOTIFY THE ARCHITECT PROMPTLY FOR ANY CONDITIONS WHERE CONCEALMENT IS PROBLEMATIC PRIOR TO INSTALLATION. ARCHITECT WILL DECIDE THE RESOLUTION FOR ANY CONFLICTS.
 4. PROVIDE FIRE EXTINGUISHERS IN CABINETS AT ALL LEVELS, TO BE WITHIN 75' OF ALL OCCUPIABLE AREAS. FEC: SEMI-RECESSED TYPE IN FINISHED SPACES. SURFACE MOUNT TYPE IN PARKING GARAGE. *FINAL LAYOUT AND QUANTITIES SUBJECT TO FIRE MARSHALL APPROVAL.
 5. REFER TO A0.3, A0.4 & A0.5 FOR FLOOR/ROOF/CEILING & EXTERIOR WALL ASSEMBLIES. REFER TO A10.1 AND A10.1.1 FOR TYPICAL INTERIOR WALL TYPES.
 6. REFER TO 'A8' SHEETS FOR UNIT PLAN INFORMATION.
 7. PROVIDE BOLLARD PROTECTION AS REQUIRED AT EQUIPMENT AND VERTICAL PIPES IN PARKING GARAGE. COORDINATE WITH SUBCONTRACTORS.
 8. ALL VERTICAL SHAFT WALL, STAIRWELL WALLS, ETC. TO BE 2-HR RATED UNLESS NOTED OTHERWISE. REFER TO CODE PLANS. NOTIFY ARCHITECT OF ANY DISCREPANCIES.
 9. PROVIDE BATT INSULATION AS INDICATED ON PLANS.
 10. PROVIDE DRAIN TILE PER DETAILS AT FULL PERIMETER OF GARAGE AND BUILDING FOOTING. SEE CIVIL, MECHANICAL & PLUMBING.
 11. SEE SLAB EDGE PLANS FOR FLOOR AND DRAIN ELEVATIONS AND SLOPES.
 12. REFER TO ENLARGED PLANS & DETAILS FOR WALL TYPES AND DIMENSIONS.
 13. ALL UNIT DEMISING WALLS ARE TO BE 1-HR RATED UNLESS NOTED OTHERWISE. REFER TO CODE PLANS.
 14. REFER TO CODE PLANS FOR OCCUPANT LOADS, EXITING DIAGRAMS AND WALL RATINGS.
 15. SEE A3.1 FOR EXTERIOR MATERIAL KEYNOTE LEGEND.
 16. PROVIDE 20 GAUGE STEEL STRAP BACKING AND/OR WOOD BACKING FOR ALL WALL-MOUNTED MILLWORK, FURNISHINGS, ACCESSORIES AND EQUIPMENT. COORDINATE AND VERIFY CORRECT HEIGHTS AND LOCATIONS WITH ACTUAL ITEMS TO BE INSTALLED PRIOR TO INSTALLING GYPSUM WALLBOARD.
 17. AT ELEVATED PARKING DECKS, INCLUDE TRAFFIC COATING OF 2" WIDE STRIPS CENTERED ON COLD JOINTS AND EXPANSION JOINTS IN FLOOR SLAB, AND A 4SF AREA CENTERED ON EACH FLOOR DRAIN. ALSO INCLUDE OVER OCCUPIED ROOMS.



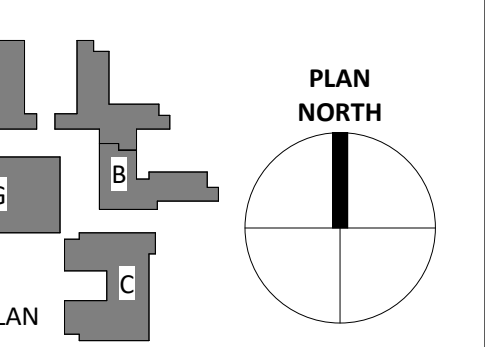
1 FLOOR PLAN - LEVEL 1
A1.0.1 3/6" = 1'-0"

**PLANNING
COMMISSION
FILING
3/30/2026**

ORIGINAL ISSUE:

REVISIONS:
No Description Date

2025-1705
PROJECT NUMBER

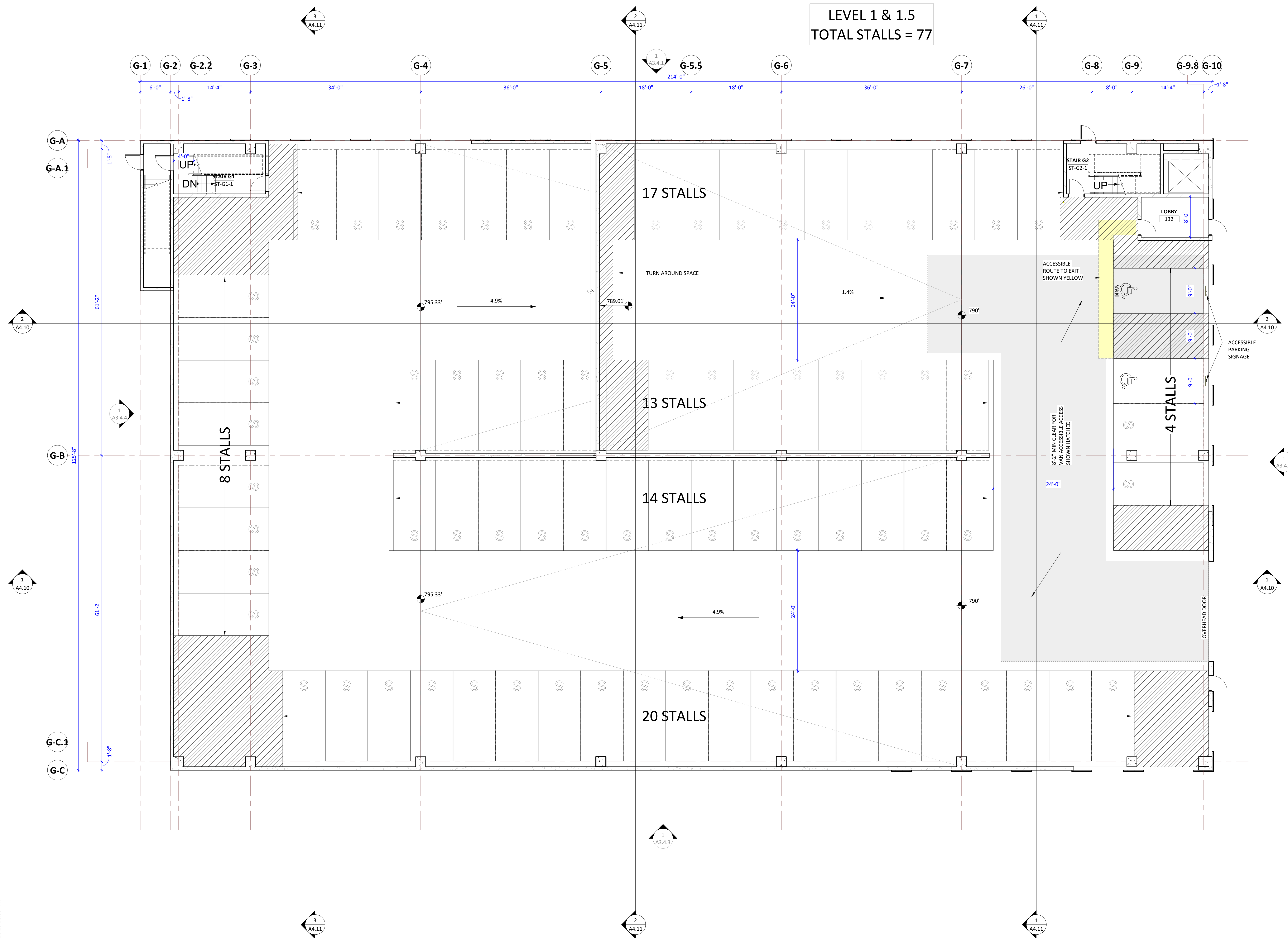


FLOOR PLAN - LEVEL 1 -
OVERALL

A1.1

**NOT FOR
CONSTRUCTION**

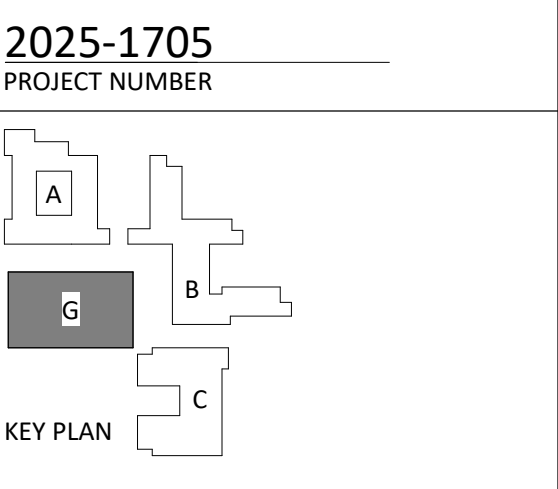
- GENERAL NOTES - FLOOR PLANS**
- LEVEL 1 FLOOR ELEVATION: ARCH EL 100'-0" = CIVIL EL XXX.00'
 - SHADED WALLS INDICATE BEARING WALLS ON 1/8" PLANS (VERIFY W/STRUCTURAL).
 - PIPING CONDUITS AND RELATED MECHANICAL AND ELECTRICAL ITEMS SHALL BE CONCEALED WITHIN GYPSUM BOARD FURRING IN FINISHED SPACES WHETHER SHOWN ON DRAWINGS OR NOT, UNLESS NOTED OTHERWISE. NOTIFY THE ARCHITECT PROMPTLY FOR ANY CONDITIONS WHERE CONCEALMENT IS PROBLEMATIC PRIOR TO INSTALLATION. ARCHITECT WILL DECIDE THE RESOLUTION FOR ANY CONFLICTS.
 - PROVIDE FIRE EXTINGUISHERS IN CABINETS AT ALL LEVELS, TO BE WITHIN 75' OF ALL OCCUPIABLE AREAS. FEC: SEMI-RECESSED TYPE IN FINISHED SPACES. SURFACE MOUNT TYPE IN PARKING GARAGE. *FINAL LAYOUT AND QUANTITIES SUBJECT TO FIRE MARSHALL APPROVAL.
 - REFER TO A0.3, A0.4, AND A0.5 FOR FLOOR/ROOF/CEILING & EXTERIOR WALL ASSEMBLIES. REFER TO A10.1 AND A10.1.1 FOR TYPICAL INTERIOR WALL TYPES.
 - REFER TO 'A8' SHEETS FOR UNIT PLAN INFORMATION.
 - PROVIDE BOLLARD PROTECTION AS REQUIRED AT EQUIPMENT AND VERTICAL PIPES IN PARKING GARAGE. COORDINATE WITH SUBCONTRACTORS.
 - ALL VERTICAL SHAFT WALL, STAIRWELL WALLS, ETC. TO BE 2-HR RATED UNLESS NOTED OTHERWISE. REFER TO CODE PLANS. NOTIFY ARCHITECT OF ANY DISCREPANCIES.
 - PROVIDE BATT INSULATION AS INDICATED ON PLANS.
 - PROVIDE DRAIN TILE PER DETAILS AT FULL PERIMETER OF GARAGE AND BUILDING FOOTING. SEE CIVIL, MECHANICAL & PLUMBING.
 - SEE SLAB EDGE PLANS FOR FLOOR AND DRAIN ELEVATIONS AND SLOPES.
 - REFER TO ENLARGED PLANS & DETAILS FOR WALL TYPES AND DIMENSIONS.
 - ALL UNIT DEMISING WALLS ARE TO BE 2-HR RATED UNLESS NOTED OTHERWISE. REFER TO CODE PLANS.
 - REFER TO CODE PLANS FOR OCCUPANT LOADS, EXITING DIAGRAMS AND WALL RATINGS.
 - SEE A3.1 FOR EXTERIOR MATERIAL KEYNOTE LEGEND.
 - PROVIDE 20 GAUGE STEEL STRAP BACKING AND/OR WOOD BACKING FOR ALL WALL-MOUNTED MILLWORK, FURNISHINGS, ACCESSORIES AND EQUIPMENT. COORDINATE AND VERIFY CORRECT HEIGHTS AND LOCATIONS WITH ACTUAL ITEMS TO BE INSTALLED PRIOR TO INSTALLING GYPSUM WALLBOARD.
 - AT ELEVATED PARKING DECKS, INCLUDE TRAFFIC COATING OF 2" WIDE STRIPS CENTERED ON COLD JOINTS AND EXPANSION JOINTS IN FLOOR SLAB, AND A 45° AREA CENTERED ON EACH FLOOR DRAIN. ALSO INCLUDE OVER OCCUPIED ROOMS.



**LEVEL 1 & 1.5
TOTAL STALLS = 77**

**PLANNING
COMMISSION
FILING
3/30/2026**

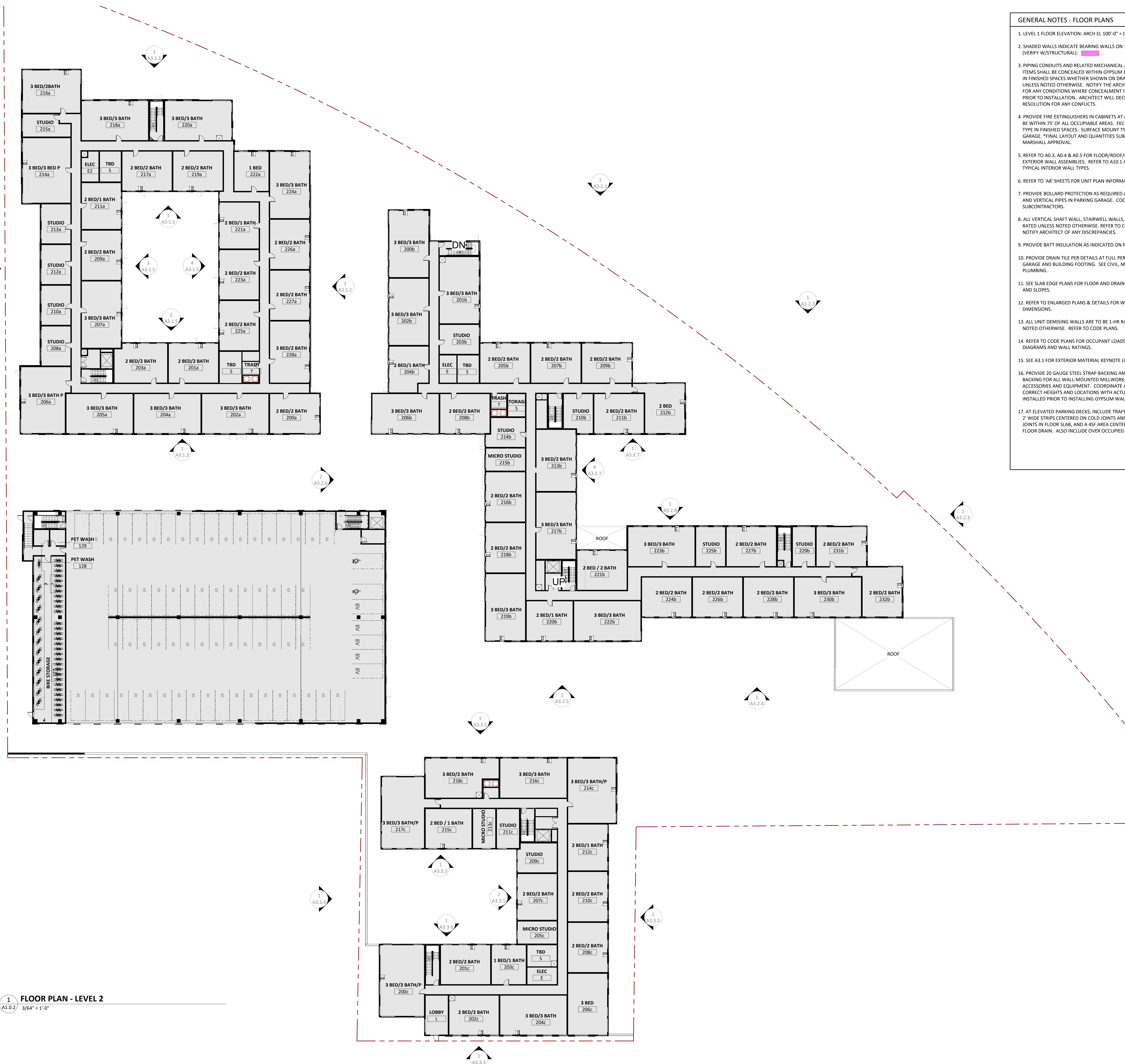
ORIGINAL ISSUE:
REVISIONS:
No Description Date



FLOOR PLAN - LEVEL 1 -
PARKING GARAGE
A1.1P

**NOT FOR
CONSTRUCTION**

- GENERAL NOTES - FLOOR PLANS**
1. LEVEL 1 FLOOR ELEVATION: ARCH EL 100'-0" = CIVIL EL XXX.00'
 2. SHADED WALLS INDICATE BEARING WALLS ON 1/8" PLANS (VERIFY W/STRUCTURAL).
 3. PIPING CONDUITS AND RELATED MECHANICAL AND ELECTRICAL ITEMS SHALL BE CONCEALED WITHIN GYPSUM BOARD FURRING IN FINISHED SPACES WHETHER SHOWN ON DRAWINGS OR NOT, UNLESS NOTED OTHERWISE. NOTIFY THE ARCHITECT PROMPTLY FOR ANY CONDITIONS WHERE CONCEALMENT IS PROBLEMATIC PRIOR TO INSTALLATION. ARCHITECT WILL DECIDE THE RESOLUTION FOR ANY CONFLICTS.
 4. PROVIDE FIRE EXTINGUISHERS IN CABINETS AT ALL LEVELS, TO BE WITHIN 75' OF ALL OCCUPIABLE AREAS. FEC: SEMI-RECESSED TYPE IN FINISHED SPACES. SURFACE MOUNT TYPE IN PARKING GARAGE. *FINAL LAYOUT AND QUANTITIES SUBJECT TO FIRE MARSHALL APPROVAL.
 5. REFER TO A0.3, A0.4 & A0.5 FOR FLOOR/ROOF/CEILING & EXTERIOR WALL ASSEMBLIES. REFER TO A10.1 AND A10.1.1 FOR TYPICAL INTERIOR WALL TYPES.
 6. REFER TO 'A8' SHEETS FOR UNIT PLAN INFORMATION.
 7. PROVIDE BOLLARD PROTECTION AS REQUIRED AT EQUIPMENT AND VERTICAL PIPES IN PARKING GARAGE. COORDINATE WITH SUBCONTRACTORS.
 8. ALL VERTICAL SHAFT WALL, STAIRWELL WALLS, ETC. TO BE 2-HR RATED UNLESS NOTED OTHERWISE. REFER TO CODE PLANS. NOTIFY ARCHITECT OF ANY DISCREPANCIES.
 9. PROVIDE BATT INSULATION AS INDICATED ON PLANS.
 10. PROVIDE DRAIN TILE PER DETAILS AT FULL PERIMETER OF GARAGE AND BUILDING FOOTING. SEE CIVIL, MECHANICAL & PLUMBING.
 11. SEE SLAB EDGE PLANS FOR FLOOR AND DRAIN ELEVATIONS AND SLOPES.
 12. REFER TO ENLARGED PLANS & DETAILS FOR WALL TYPES AND DIMENSIONS.
 13. ALL UNIT DEMISING WALLS ARE TO BE 1-HR RATED UNLESS NOTED OTHERWISE. REFER TO CODE PLANS.
 14. REFER TO CODE PLANS FOR OCCUPANT LOADS, EXITING DIAGRAMS AND WALL RATINGS.
 15. SEE A3.1 FOR EXTERIOR MATERIAL KEYNOTE LEGEND.
 16. PROVIDE 20 GAUGE STEEL STRAP BACKING AND/OR WOOD BACKING FOR ALL WALL-MOUNTED MILLWORK, FURNISHINGS, ACCESSORIES AND EQUIPMENT. COORDINATE AND VERIFY CORRECT HEIGHTS AND LOCATIONS WITH ACTUAL ITEMS TO BE INSTALLED PRIOR TO INSTALLING GYPSUM WALLBOARD.
 17. AT ELEVATED PARKING DECKS, INCLUDE TRAFFIC COATING OF 2" WIDE STRIPS CENTERED ON COLD JOINTS AND EXPANSION JOINTS IN FLOOR SLAB, AND A 45° AREA CENTERED ON EACH FLOOR DRAIN. ALSO INCLUDE OVER OCCUPIED ROOMS.



1 FLOOR PLAN - LEVEL 2
A1.0.2 3/64" = 1'-0"

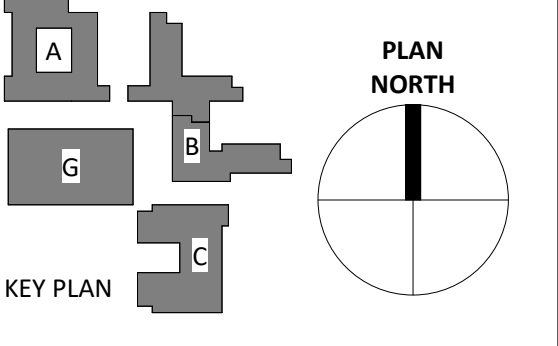
**PLANNING
COMMISSION
FILING
3/30/2026**

ORIGINAL ISSUE:

REVISIONS:

No	Description	Date

2025-1705
PROJECT NUMBER




FLOOR PLAN - LEVEL 2 -
OVERALL

A1.2

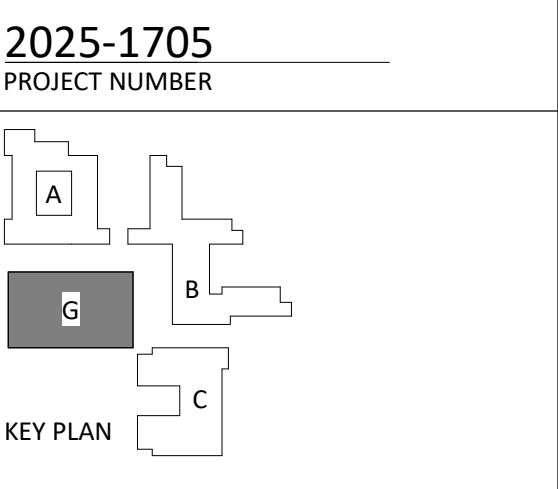
**NOT FOR
CONSTRUCTION**

- GENERAL NOTES - FLOOR PLANS**
- LEVEL 1 FLOOR ELEVATION: ARCH EL 100'-0" = CIVIL EL XXX.00'
 - SHADED WALLS INDICATE BEARING WALLS ON 1/8" PLANS (VERIFY W/STRUCTURAL).
 - PIPPING CONDUITS AND RELATED MECHANICAL AND ELECTRICAL ITEMS SHALL BE CONCEALED WITHIN GYPSUM BOARD FURRING IN FINISHED SPACES WHETHER SHOWN ON DRAWINGS OR NOT, UNLESS NOTED OTHERWISE. NOTIFY THE ARCHITECT PROMPTLY FOR ANY CONDITIONS WHERE CONCEALMENT IS PROBLEMATIC PRIOR TO INSTALLATION. ARCHITECT WILL DECIDE THE RESOLUTION FOR ANY CONFLICTS.
 - PROVIDE FIRE EXTINGUISHERS IN CABINETS AT ALL LEVELS, TO BE WITHIN 75' OF ALL OCCUPIABLE AREAS. FEC: SEMI-RECESSED TYPE IN FINISHED SPACES. SURFACE MOUNT TYPE IN PARKING GARAGE. *FINAL LAYOUT AND QUANTITIES SUBJECT TO FIRE MARSHALL APPROVAL.
 - REFER TO A0.3, A0.4, AND A0.5 FOR FLOOR/ROOF/CEILING & EXTERIOR WALL ASSEMBLIES. REFER TO A10.1 AND A10.1.1 FOR TYPICAL INTERIOR WALL TYPES.
 - REFER TO 'A8' SHEETS FOR UNIT PLAN INFORMATION.
 - PROVIDE BOLLARD PROTECTION AS REQUIRED AT EQUIPMENT AND VERTICAL PIPES IN PARKING GARAGE. COORDINATE WITH SUBCONTRACTORS.
 - ALL VERTICAL SHAFT WALL, STAIRWELL WALLS, ETC. TO BE 2-HR RATED UNLESS NOTED OTHERWISE. REFER TO CODE PLANS. NOTIFY ARCHITECT OF ANY DISCREPANCIES.
 - PROVIDE BATT INSULATION AS INDICATED ON PLANS.
 - PROVIDE DRAIN TILE PER DETAILS AT FULL PERIMETER OF GARAGE AND BUILDING FOOTING. SEE CIVIL, MECHANICAL & PLUMBING.
 - SEE SLAB EDGE PLANS FOR FLOOR AND DRAIN ELEVATIONS AND SLOPES.
 - REFER TO ENLARGED PLANS & DETAILS FOR WALL TYPES AND DIMENSIONS.
 - ALL UNIT DEMISING WALLS ARE TO BE 1-HR RATED UNLESS NOTED OTHERWISE. REFER TO CODE PLANS.
 - REFER TO CODE PLANS FOR OCCUPANT LOADS, EXITING DIAGRAMS AND WALL RATINGS.
 - SEE A3.1 FOR EXTERIOR MATERIAL KEYNOTE LEGEND.
 - PROVIDE 20 GAUGE STEEL STRAP BACKING AND/OR WOOD BACKING FOR ALL WALL-MOUNTED MILLWORK, FURNISHINGS, ACCESSORIES AND EQUIPMENT. COORDINATE AND VERIFY CORRECT HEIGHTS AND LOCATIONS WITH ACTUAL ITEMS TO BE INSTALLED PRIOR TO INSTALLING GYPSUM WALLBOARD.
 - AT ELEVATED PARKING DECKS, INCLUDE TRAFFIC COATING OF 2" WIDE STRIPS CENTERED ON COLD JOINTS AND EXPANSION JOINTS IN FLOOR SLAB, AND A 45' AREA CENTERED ON EACH FLOOR DRAIN. ALSO INCLUDE OVER OCCUPIED ROOMS.



**PLANNING
COMMISSION
FILING
3/30/2026**

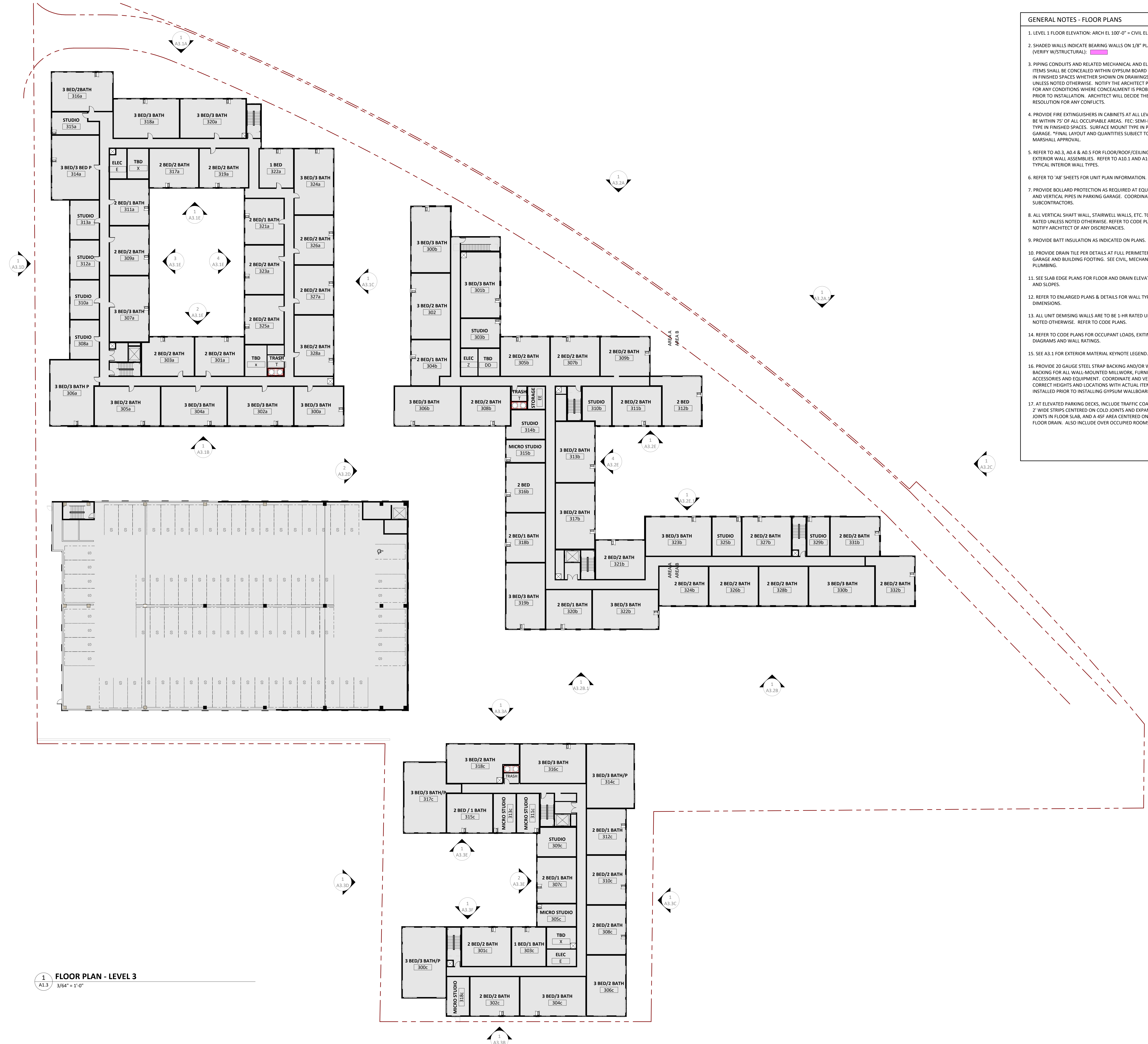
ORIGINAL ISSUE:
REVISIONS:
No Description Date



FLOOR PLAN - LEVEL 2 -
PARKING GARAGE
A1.2P

**NOT FOR
CONSTRUCTION**

- GENERAL NOTES - FLOOR PLANS**
1. LEVEL 1 FLOOR ELEVATION: ARCH EL 100'-0" = CIVIL EL XXX.00'
 2. SHADED WALLS INDICATE BEARING WALLS ON 1/8" PLANS (VERIFY W/STRUCTURAL).
 3. PIPING CONDUITS AND RELATED MECHANICAL AND ELECTRICAL ITEMS SHALL BE CONCEALED WITHIN GYPSUM BOARD FURRING IN FINISHED SPACES WHETHER SHOWN ON DRAWINGS OR NOT, UNLESS NOTED OTHERWISE. NOTIFY THE ARCHITECT PROMPTLY FOR ANY CONDITIONS WHERE CONCEALMENT IS PROBLEMATIC PRIOR TO INSTALLATION. ARCHITECT WILL DECIDE THE RESOLUTION FOR ANY CONFLICTS.
 4. PROVIDE FIRE EXTINGUISHERS IN CABINETS AT ALL LEVELS, TO BE WITHIN 75' OF ALL OCCUPABLE AREAS. FEC: SEMI-RECESSED TYPE IN FINISHED SPACES. SURFACE MOUNT TYPE IN PARKING GARAGE. *FINAL LAYOUT AND QUANTITIES SUBJECT TO FIRE MARSHALL APPROVAL.
 5. REFER TO A0.3, A0.4 & A0.5 FOR FLOOR/ROOF/CEILING & EXTERIOR WALL ASSEMBLIES. REFER TO A10.1 AND A10.1.1 FOR TYPICAL INTERIOR WALL TYPES.
 6. REFER TO 'A8' SHEETS FOR UNIT PLAN INFORMATION.
 7. PROVIDE BOLLARD PROTECTION AS REQUIRED AT EQUIPMENT AND VERTICAL PIPES IN PARKING GARAGE. COORDINATE WITH SUBCONTRACTORS.
 8. ALL VERTICAL SHAFT WALL, STAIRWELL WALLS, ETC. TO BE 2-HR RATED UNLESS NOTED OTHERWISE. REFER TO CODE PLANS. NOTIFY ARCHITECT OF ANY DISCREPANCIES.
 9. PROVIDE BATT INSULATION AS INDICATED ON PLANS.
 10. PROVIDE DRAIN TILE PER DETAILS AT FULL PERIMETER OF GARAGE AND BUILDING FOOTING. SEE CIVIL, MECHANICAL & PLUMBING.
 11. SEE SLAB EDGE PLANS FOR FLOOR AND DRAIN ELEVATIONS AND SLOPES.
 12. REFER TO ENLARGED PLANS & DETAILS FOR WALL TYPES AND DIMENSIONS.
 13. ALL UNIT DEMISING WALLS ARE TO BE 1-HR RATED UNLESS NOTED OTHERWISE. REFER TO CODE PLANS.
 14. REFER TO CODE PLANS FOR OCCUPANT LOADS, EXITING DIAGRAMS AND WALL RATINGS.
 15. SEE A3.1 FOR EXTERIOR MATERIAL KEYNOTE LEGEND.
 16. PROVIDE 20 GAUGE STEEL STRAP BACKING AND/OR WOOD BACKING FOR ALL WALL-MOUNTED MILLWORK, FURNISHINGS, ACCESSORIES AND EQUIPMENT. COORDINATE AND VERIFY CORRECT HEIGHTS AND LOCATIONS WITH ACTUAL ITEMS TO BE INSTALLED PRIOR TO INSTALLING GYPSUM WALLBOARD.
 17. AT ELEVATED PARKING DECKS, INCLUDE TRAFFIC COATING OF 2" WIDE STRIPS CENTERED ON COLD JOINTS AND EXPANSION JOINTS IN FLOOR SLAB, AND A 45° AREA CENTERED ON EACH FLOOR DRAIN. ALSO INCLUDE OVER OCCUPIED ROOMS.



1 FLOOR PLAN - LEVEL 3
A1.3 3/64" = 1'-0"

**PLANNING
COMMISSION
FILING
3/30/2026**

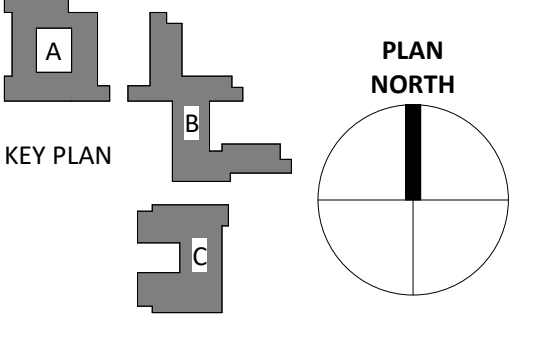
ORIGINAL ISSUE:

REVISIONS:

No	Description	Date

2025-1705
PROJECT NUMBER

DRAWN BY _____ CHECKED BY _____

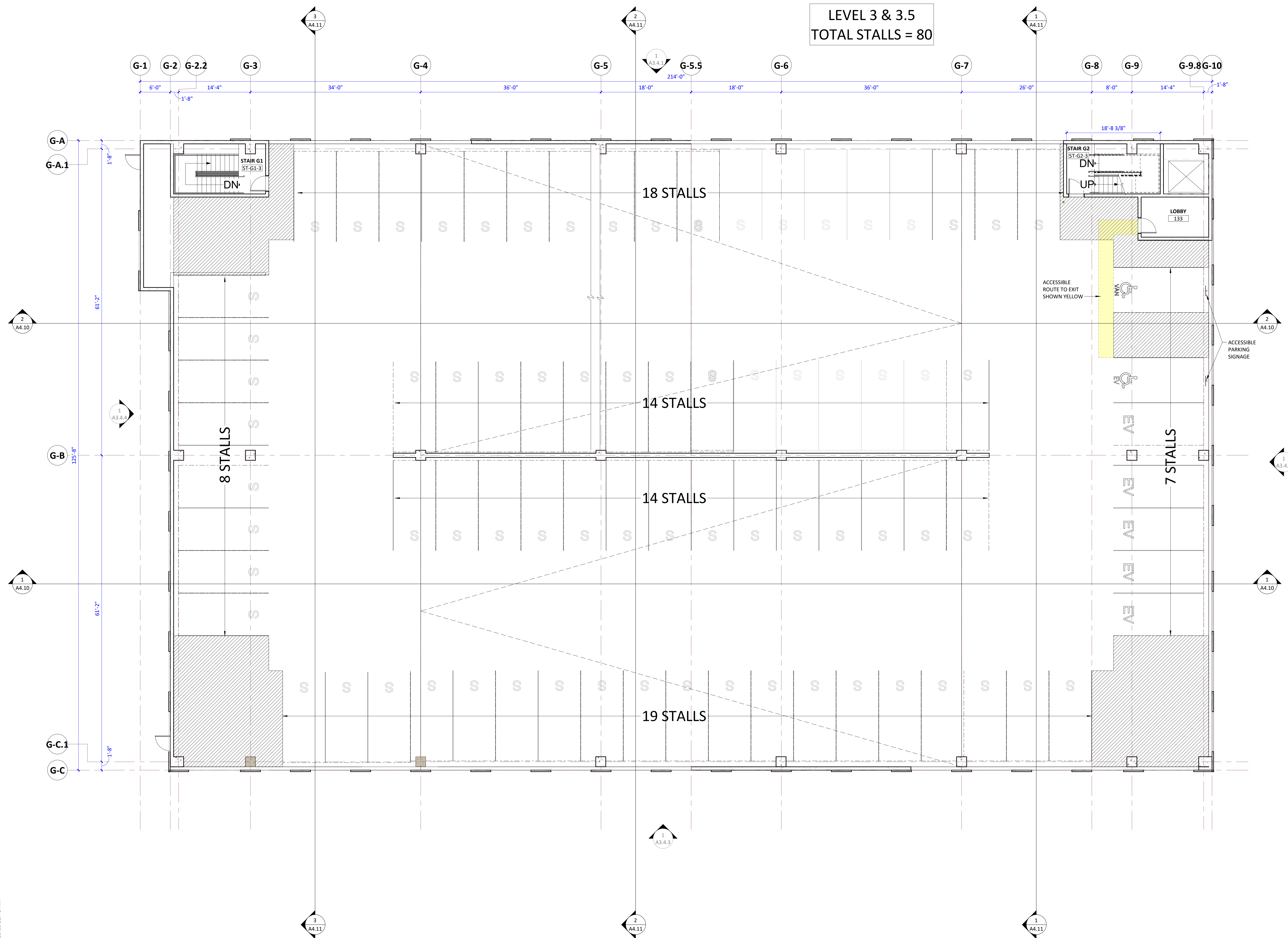


FLOOR PLAN - LEVEL 3 -
OVERALL

A1.3

**NOT FOR
CONSTRUCTION**

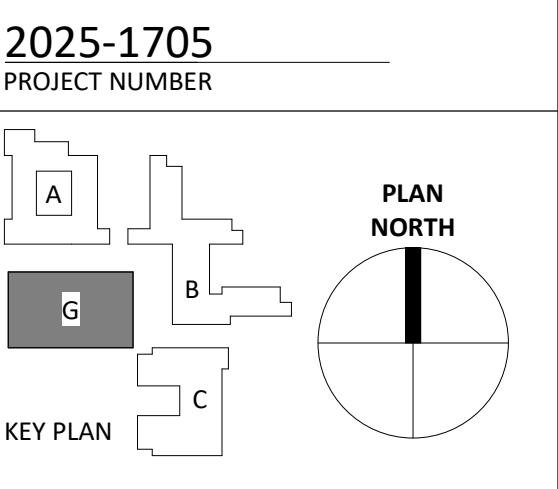
- GENERAL NOTES - FLOOR PLANS**
- LEVEL 1 FLOOR ELEVATION: ARCH EL 100'-0" = CIVIL EL XXX.00'
 - SHADED WALLS INDICATE BEARING WALLS ON 1/8" PLANS (VERIFY W/STRUCTURAL).
 - PIPPING CONDUITS AND RELATED MECHANICAL AND ELECTRICAL ITEMS SHALL BE CONCEALED WITHIN GYPSUM BOARD FURRING IN FINISHED SPACES WHETHER SHOWN ON DRAWINGS OR NOT, UNLESS NOTED OTHERWISE. NOTIFY THE ARCHITECT PROMPTLY FOR ANY CONDITIONS WHERE CONCEALMENT IS PROBLEMATIC PRIOR TO INSTALLATION. ARCHITECT WILL DECIDE THE RESOLUTION FOR ANY CONFLICTS.
 - PROVIDE FIRE EXTINGUISHERS IN CABINETS AT ALL LEVELS, TO BE WITHIN 75' OF ALL OCCUPIABLE AREAS. FEC: SEMI-RECESSED TYPE IN FINISHED SPACES. SURFACE MOUNT TYPE IN PARKING GARAGE. *FINAL LAYOUT AND QUANTITIES SUBJECT TO FIRE MARSHALL APPROVAL.
 - REFER TO A0.3, A0.4, AND A0.5 FOR FLOOR/ROOF/CEILING & EXTERIOR WALL ASSEMBLIES. REFER TO A10.1 AND A10.1.1 FOR TYPICAL INTERIOR WALL TYPES.
 - REFER TO 'A8' SHEETS FOR UNIT PLAN INFORMATION.
 - PROVIDE BOLLARD PROTECTION AS REQUIRED AT EQUIPMENT AND VERTICAL PIPES IN PARKING GARAGE. COORDINATE WITH SUBCONTRACTORS.
 - ALL VERTICAL SHAFT WALL, STAIRWELL WALLS, ETC. TO BE 2-HR RATED UNLESS NOTED OTHERWISE. REFER TO CODE PLANS. NOTIFY ARCHITECT OF ANY DISCREPANCIES.
 - PROVIDE BATT INSULATION AS INDICATED ON PLANS.
 - PROVIDE DRAIN TILE PER DETAILS AT FULL PERIMETER OF GARAGE AND BUILDING FOOTING. SEE CIVIL, MECHANICAL & PLUMBING.
 - SEE SLAB EDGE PLANS FOR FLOOR AND DRAIN ELEVATIONS AND SLOPES.
 - REFER TO ENLARGED PLANS & DETAILS FOR WALL TYPES AND DIMENSIONS.
 - ALL UNIT DEMISING WALLS ARE TO BE 1-HR RATED UNLESS NOTED OTHERWISE. REFER TO CODE PLANS.
 - REFER TO CODE PLANS FOR OCCUPANT LOADS, EXITING DIAGRAMS AND WALL RATINGS.
 - SEE A3.1 FOR EXTERIOR MATERIAL KEYNOTE LEGEND.
 - PROVIDE 20 GAUGE STEEL STRAP BACKING AND/OR WOOD BACKING FOR ALL WALL-MOUNTED MILLWORK, FURNISHINGS, ACCESSORIES AND EQUIPMENT. COORDINATE AND VERIFY CORRECT HEIGHTS AND LOCATIONS WITH ACTUAL ITEMS TO BE INSTALLED PRIOR TO INSTALLING GYPSUM WALLBOARD.
 - AT ELEVATED PARKING DECKS, INCLUDE TRAFFIC COATING OF 2" WIDE STRIPS CENTERED ON COLD JOINTS AND EXPANSION JOINTS IN FLOOR SLAB, AND A 45' AREA CENTERED ON EACH FLOOR DRAIN. ALSO INCLUDE OVER OCCUPIED ROOMS.



**LEVEL 3 & 3.5
TOTAL STALLS = 80**

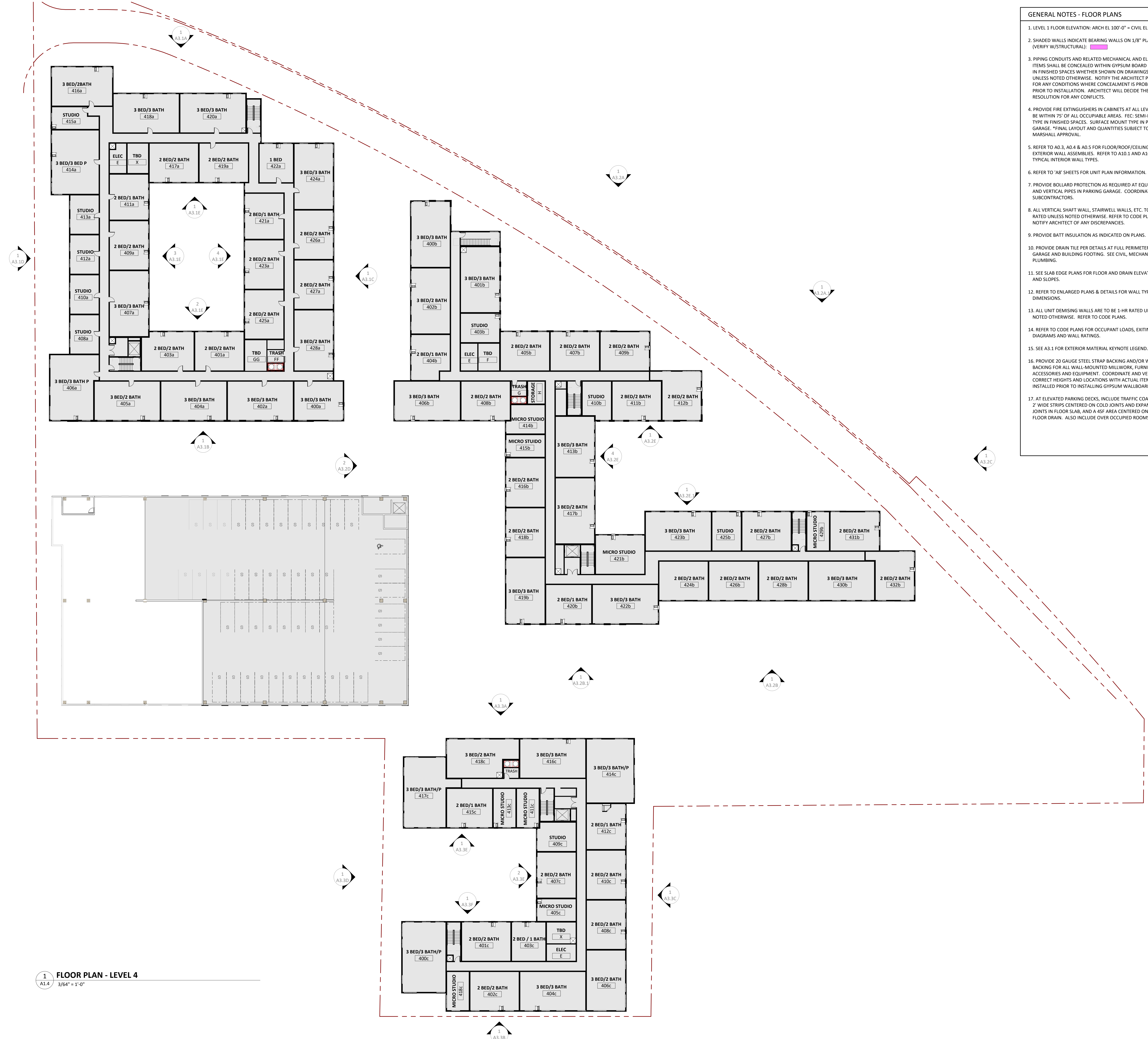
**PLANNING
COMMISSION
FILING
3/30/2026**

ORIGINAL ISSUE:
REVISIONS:
No Description Date



**NOT FOR
CONSTRUCTION**

- GENERAL NOTES - FLOOR PLANS**
- LEVEL 1 FLOOR ELEVATION: ARCH EL 100'-0" = CIVIL EL XXX.00'
 - SHADED WALLS INDICATE BEARING WALLS ON 1/8" PLANS (VERIFY W/STRUCTURAL).
 - PIPING CONDUITS AND RELATED MECHANICAL AND ELECTRICAL ITEMS SHALL BE CONCEALED WITHIN GYPSUM BOARD FURRING IN FINISHED SPACES WHETHER SHOWN ON DRAWINGS OR NOT, UNLESS NOTED OTHERWISE. NOTIFY THE ARCHITECT PROMPTLY FOR ANY CONDITIONS WHERE CONCEALMENT IS PROBLEMATIC PRIOR TO INSTALLATION. ARCHITECT WILL DECIDE THE RESOLUTION FOR ANY CONFLICTS.
 - PROVIDE FIRE EXTINGUISHERS IN CABINETS AT ALL LEVELS, TO BE WITHIN 75' OF ALL OCCUPIABLE AREAS. FEC: SEMI-RECESSED TYPE IN FINISHED SPACES. SURFACE MOUNT TYPE IN PARKING GARAGE. *FINAL LAYOUT AND QUANTITIES SUBJECT TO FIRE MARSHALL APPROVAL.
 - REFER TO A0.3, A0.4 & A0.5 FOR FLOOR/ROOF/CEILING & EXTERIOR WALL ASSEMBLIES. REFER TO A10.1 AND A10.1.1 FOR TYPICAL INTERIOR WALL TYPES.
 - REFER TO 'A8' SHEETS FOR UNIT PLAN INFORMATION.
 - PROVIDE BOLLARD PROTECTION AS REQUIRED AT EQUIPMENT AND VERTICAL PIPES IN PARKING GARAGE. COORDINATE WITH SUBCONTRACTORS.
 - ALL VERTICAL SHAFT WALL, STAIRWELL WALLS, ETC. TO BE 2-HR RATED UNLESS NOTED OTHERWISE. REFER TO CODE PLANS. NOTIFY ARCHITECT OF ANY DISCREPANCIES.
 - PROVIDE BATT INSULATION AS INDICATED ON PLANS.
 - PROVIDE DRAIN TILE PER DETAILS AT FULL PERIMETER OF GARAGE AND BUILDING FOOTING. SEE CIVIL, MECHANICAL & PLUMBING.
 - SEE SLAB EDGE PLANS FOR FLOOR AND DRAIN ELEVATIONS AND SLOPES.
 - REFER TO ENLARGED PLANS & DETAILS FOR WALL TYPES AND DIMENSIONS.
 - ALL UNIT DEMISING WALLS ARE TO BE 1-HR RATED UNLESS NOTED OTHERWISE. REFER TO CODE PLANS.
 - REFER TO CODE PLANS FOR OCCUPANT LOADS, EXITING DIAGRAMS AND WALL RATINGS.
 - SEE A3.1 FOR EXTERIOR MATERIAL KEYNOTE LEGEND.
 - PROVIDE 20 GAUGE STEEL STRAP BACKING AND/OR WOOD BACKING FOR ALL WALL-MOUNTED MILLWORK, FURNISHINGS, ACCESSORIES AND EQUIPMENT. COORDINATE AND VERIFY CORRECT HEIGHTS AND LOCATIONS WITH ACTUAL ITEMS TO BE INSTALLED PRIOR TO INSTALLING GYPSUM WALLBOARD.
 - AT ELEVATED PARKING DECKS, INCLUDE TRAFFIC COATING OF 2" WIDE STRIPS CENTERED ON COLD JOINTS AND EXPANSION JOINTS IN FLOOR SLAB, AND A 45° AREA CENTERED ON EACH FLOOR DRAIN. ALSO INCLUDE OVER OCCUPIED ROOMS.



1 FLOOR PLAN - LEVEL 4
3/64" = 1'-0"

**PLANNING
COMMISSION
FILING
3/30/2026**

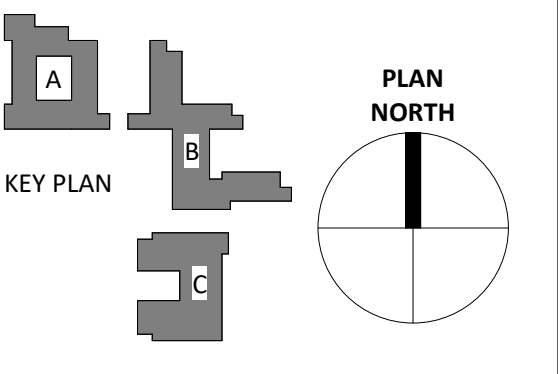
ORIGINAL ISSUE:

REVISIONS:

No	Description	Date

2025-1705
PROJECT NUMBER

DRAWN BY _____ CHECKED BY _____

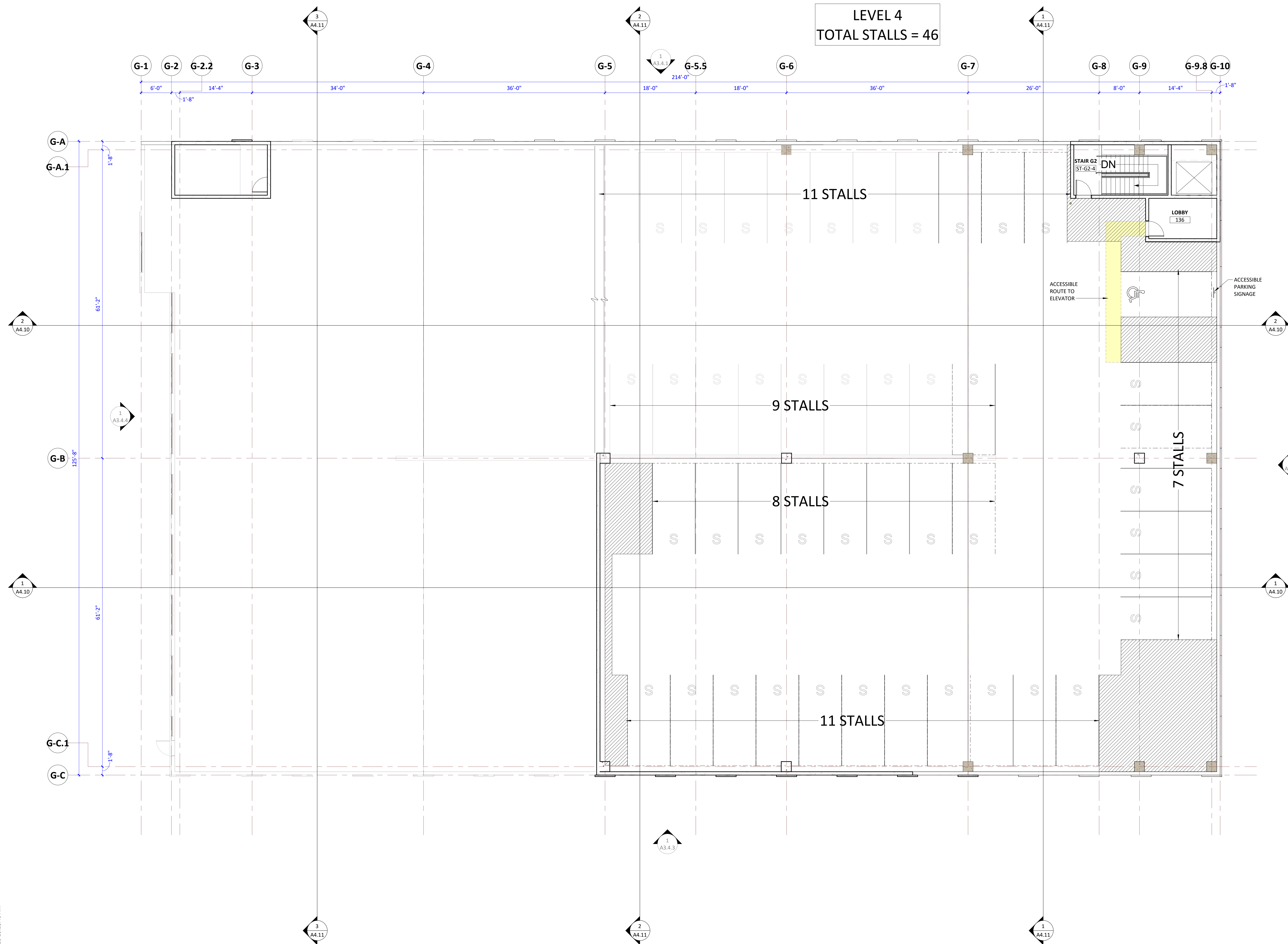


FLOOR PLAN - LEVEL 4

A1.4

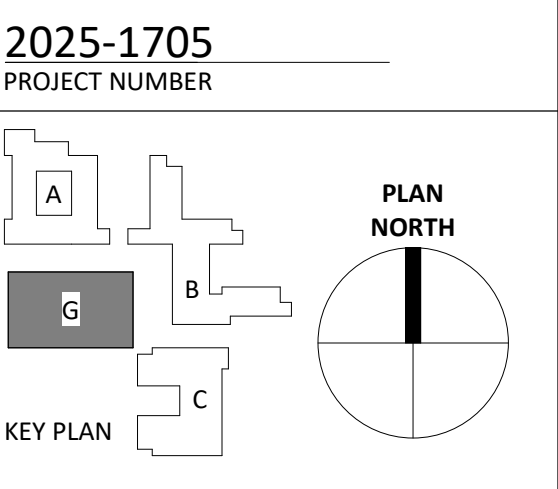
**NOT FOR
CONSTRUCTION**

- GENERAL NOTES - FLOOR PLANS**
- LEVEL 1 FLOOR ELEVATION: ARCH EL 100'-0" = CIVIL EL XXX.00'
 - SHADED WALLS INDICATE BEARING WALLS ON 1/8" PLANS (VERIFY W/STRUCTURAL).
 - PIPING CONDUITS AND RELATED MECHANICAL AND ELECTRICAL ITEMS SHALL BE CONCEALED WITHIN GYPSUM BOARD FURRING IN FINISHED SPACES WHETHER SHOWN ON DRAWINGS OR NOT, UNLESS NOTED OTHERWISE. NOTIFY THE ARCHITECT PROMPTLY FOR ANY CONDITIONS WHERE CONCEALMENT IS PROBLEMATIC PRIOR TO INSTALLATION. ARCHITECT WILL DECIDE THE RESOLUTION FOR ANY CONFLICTS.
 - PROVIDE FIRE EXTINGUISHERS IN CABINETS AT ALL LEVELS, TO BE WITHIN 75' OF ALL OCCUPIABLE AREAS. FEC: SEMI-RECESSED TYPE IN FINISHED SPACES. SURFACE MOUNT TYPE IN PARKING GARAGE. *FINAL LAYOUT AND QUANTITIES SUBJECT TO FIRE MARSHALL APPROVAL.
 - REFER TO A0.3, A0.4, AND A0.5 FOR FLOOR/ROOF/CEILING & EXTERIOR WALL ASSEMBLIES. REFER TO A10.1 AND A10.1.1 FOR TYPICAL INTERIOR WALL TYPES.
 - REFER TO 'A8' SHEETS FOR UNIT PLAN INFORMATION.
 - PROVIDE BOLLARD PROTECTION AS REQUIRED AT EQUIPMENT AND VERTICAL PIPES IN PARKING GARAGE. COORDINATE WITH SUBCONTRACTORS.
 - ALL VERTICAL SHAFT WALL, STAIRWELL WALLS, ETC. TO BE 2-HR RATED UNLESS NOTED OTHERWISE. REFER TO CODE PLANS. NOTIFY ARCHITECT OF ANY DISCREPANCIES.
 - PROVIDE BATT INSULATION AS INDICATED ON PLANS.
 - PROVIDE DRAIN TILE PER DETAILS AT FULL PERIMETER OF GARAGE AND BUILDING FOOTING. SEE CIVIL, MECHANICAL & PLUMBING.
 - SEE SLAB EDGE PLANS FOR FLOOR AND DRAIN ELEVATIONS AND SLOPES.
 - REFER TO ENLARGED PLANS & DETAILS FOR WALL TYPES AND DIMENSIONS.
 - ALL UNIT DEMISING WALLS ARE TO BE 1-HR RATED UNLESS NOTED OTHERWISE. REFER TO CODE PLANS.
 - REFER TO CODE PLANS FOR OCCUPANT LOADS, EXITING DIAGRAMS AND WALL RATINGS.
 - SEE A3.1 FOR EXTERIOR MATERIAL KEYNOTE LEGEND.
 - PROVIDE 20 GAUGE STEEL STRAP BACKING AND/OR WOOD BACKING FOR ALL WALL-MOUNTED MILLWORK, FURNISHINGS, ACCESSORIES AND EQUIPMENT. COORDINATE AND VERIFY CORRECT HEIGHTS AND LOCATIONS WITH ACTUAL ITEMS TO BE INSTALLED PRIOR TO INSTALLING GYPSUM WALLBOARD.
 - AT ELEVATED PARKING DECKS, INCLUDE TRAFFIC COATING OF 2" WIDE STRIPS CENTERED ON COLD JOINTS AND EXPANSION JOINTS IN FLOOR SLAB, AND A 45° AREA CENTERED ON EACH FLOOR DRAIN. ALSO INCLUDE OVER OCCUPIED ROOMS.



**PLANNING
COMMISSION
FILING
3/30/2026**

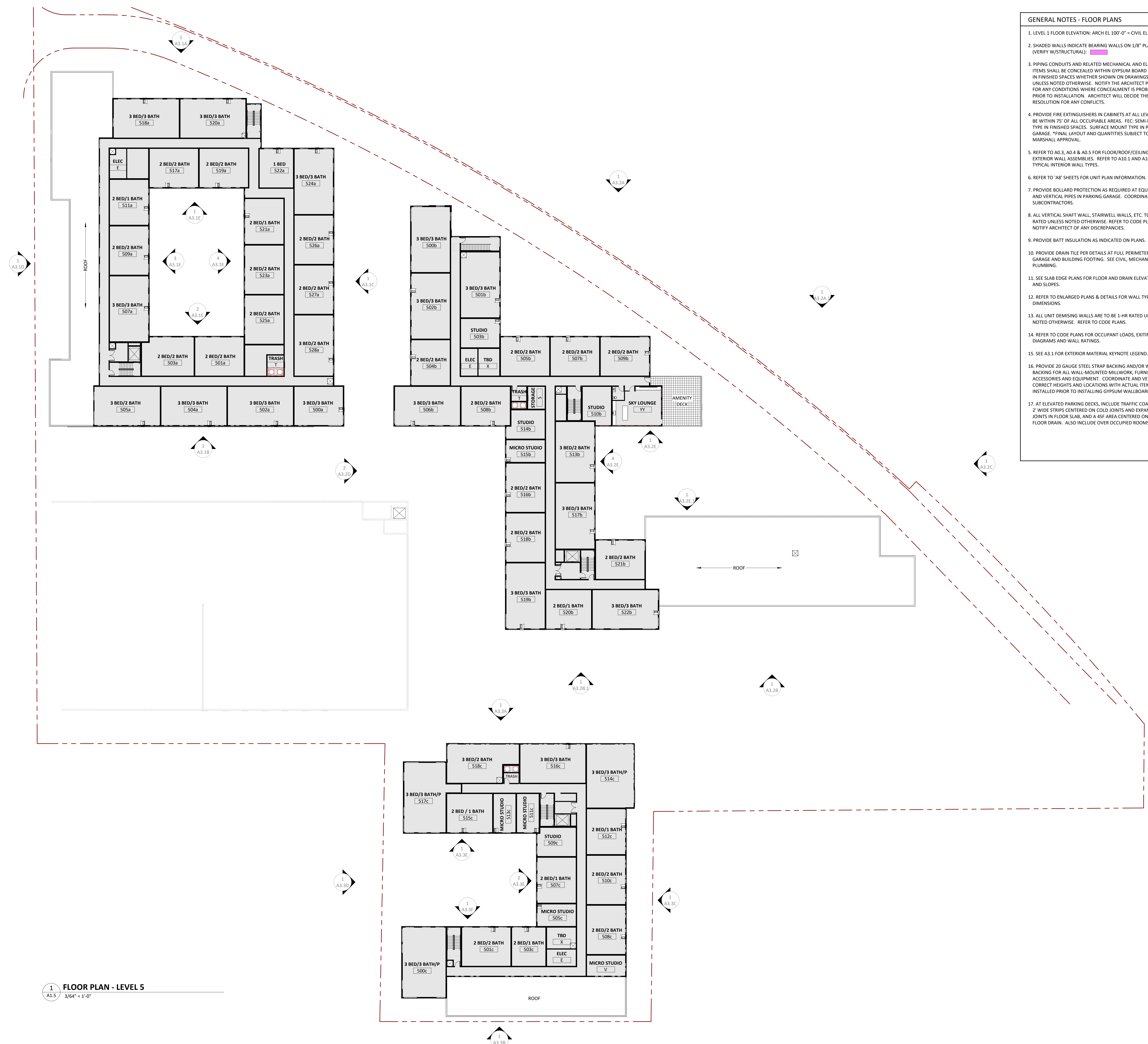
ORIGINAL ISSUE:
REVISIONS:
No Description Date



FLOOR PLAN - LEVEL 4 -
PARKING GARAGE
A1.4P

**NOT FOR
CONSTRUCTION**

- GENERAL NOTES - FLOOR PLANS**
1. LEVEL 1 FLOOR ELEVATION: ARCH EL 100'-0" = CIVIL EL XXX.00'
 2. SHADED WALLS INDICATE BEARING WALLS ON 1/8" PLANS (VERIFY W/STRUCTURAL).
 3. PIPING CONDUITS AND RELATED MECHANICAL AND ELECTRICAL ITEMS SHALL BE CONCEALED WITHIN GYPSUM BOARD FURRING IN FINISHED SPACES WHETHER SHOWN ON DRAWINGS OR NOT, UNLESS NOTED OTHERWISE. NOTIFY THE ARCHITECT PROMPTLY FOR ANY CONDITIONS WHERE CONCEALMENT IS PROBLEMATIC PRIOR TO INSTALLATION. ARCHITECT WILL DECIDE THE RESOLUTION FOR ANY CONFLICTS.
 4. PROVIDE FIRE EXTINGUISHERS IN CABINETS AT ALL LEVELS, TO BE WITHIN 75' OF ALL OCCUPIABLE AREAS. FEC: SEMI-RECESSED TYPE IN FINISHED SPACES. SURFACE MOUNT TYPE IN PARKING GARAGE. *FINAL LAYOUT AND QUANTITIES SUBJECT TO FIRE MARSHALL APPROVAL.
 5. REFER TO A0.3, A0.4 & A0.5 FOR FLOOR/ROOF/CEILING & EXTERIOR WALL ASSEMBLIES. REFER TO A10.1 AND A10.1.1 FOR TYPICAL INTERIOR WALL TYPES.
 6. REFER TO 'A8' SHEETS FOR UNIT PLAN INFORMATION.
 7. PROVIDE BOLLARD PROTECTION AS REQUIRED AT EQUIPMENT AND VERTICAL PIPES IN PARKING GARAGE. COORDINATE WITH SUBCONTRACTORS.
 8. ALL VERTICAL SHAFT WALL, STAIRWELL WALLS, ETC. TO BE 2-HR RATED UNLESS NOTED OTHERWISE. REFER TO CODE PLANS. NOTIFY ARCHITECT OF ANY DISCREPANCIES.
 9. PROVIDE BATT INSULATION AS INDICATED ON PLANS.
 10. PROVIDE DRAIN TILE PER DETAILS AT FULL PERIMETER OF GARAGE AND BUILDING FOOTING. SEE CIVIL, MECHANICAL & PLUMBING.
 11. SEE SLAB EDGE PLANS FOR FLOOR AND DRAIN ELEVATIONS AND SLOPES.
 12. REFER TO ENLARGED PLANS & DETAILS FOR WALL TYPES AND DIMENSIONS.
 13. ALL UNIT DEMISING WALLS ARE TO BE 1-HR RATED UNLESS NOTED OTHERWISE. REFER TO CODE PLANS.
 14. REFER TO CODE PLANS FOR OCCUPANT LOADS, EXITING DIAGRAMS AND WALL RATINGS.
 15. SEE A3.1 FOR EXTERIOR MATERIAL KEYNOTE LEGEND.
 16. PROVIDE 20 GAUGE STEEL STRAP BACKING AND/OR WOOD BACKING FOR ALL WALL-MOUNTED MILLWORK, FURNISHINGS, ACCESSORIES AND EQUIPMENT. COORDINATE AND VERIFY CORRECT HEIGHTS AND LOCATIONS WITH ACTUAL ITEMS TO BE INSTALLED PRIOR TO INSTALLING GYPSUM WALLBOARD.
 17. AT ELEVATED PARKING DECKS, INCLUDE TRAFFIC COATING OF 2" WIDE STRIPS CENTERED ON COLD JOINTS AND EXPANSION JOINTS IN FLOOR SLAB, AND A 45° AREA CENTERED ON EACH FLOOR DRAIN. ALSO INCLUDE OVER OCCUPIED ROOMS.



1 FLOOR PLAN - LEVEL 5
A1.5 3/64" = 1"=0"

**PLANNING
COMMISSION
FILING
3/30/2026**

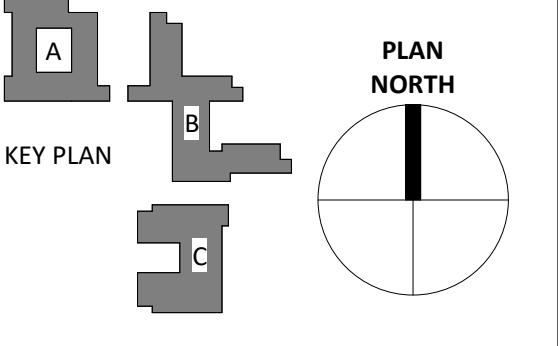
ORIGINAL ISSUE:

REVISIONS:

No	Description	Date

2025-1705
PROJECT NUMBER

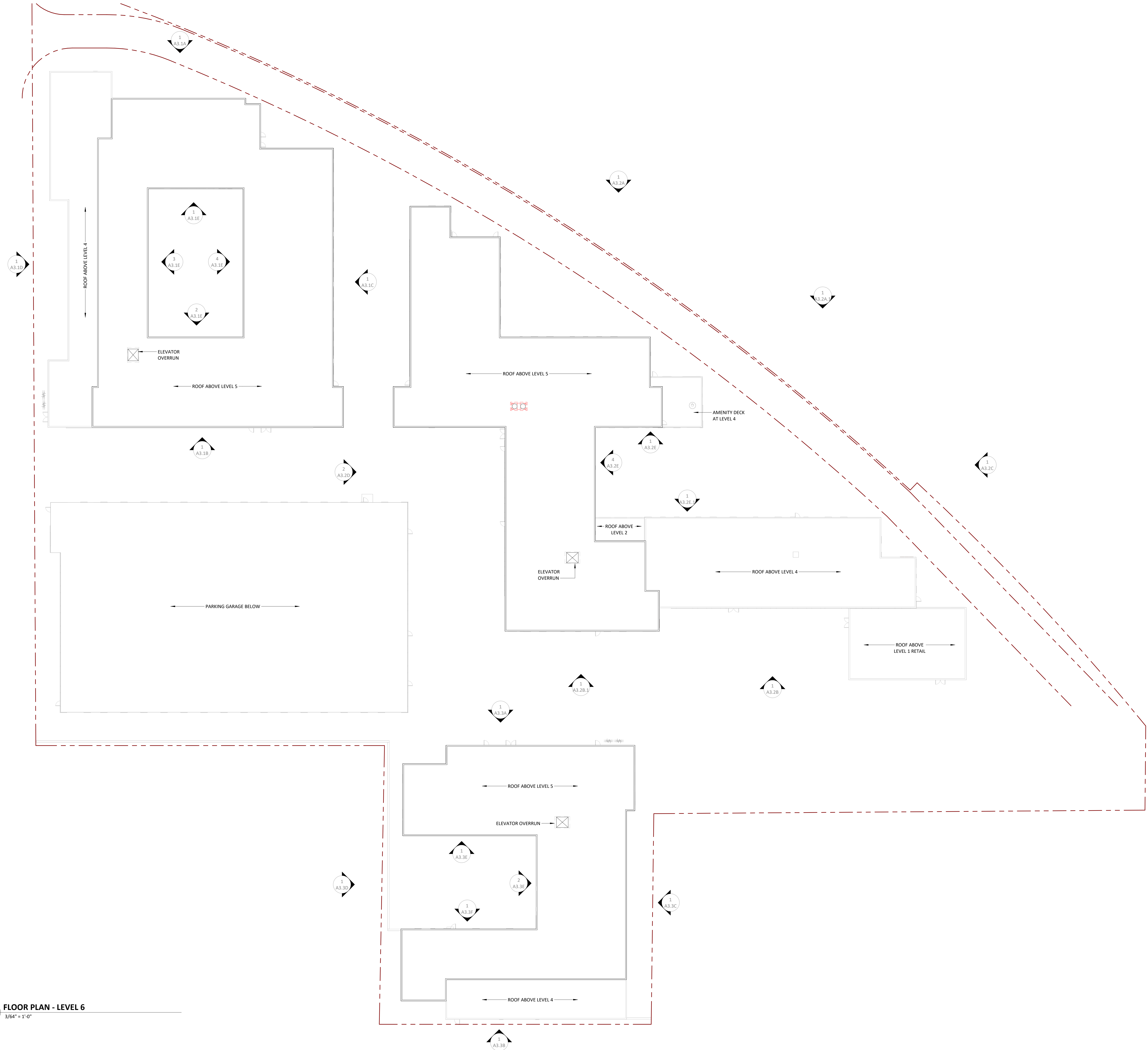
DRAWN BY _____ CHECKED BY _____



FLOOR PLAN - LEVEL 5 -
OVERALL

A1.5

**NOT FOR
CONSTRUCTION**



1 FLOOR PLAN - LEVEL 6
A1.6 3/64" = 1' 0"

**PLANNING
COMMISSION
FILING
3/30/2026**

ORIGINAL ISSUE:

REVISIONS:
No Description Date

2025-1705
PROJECT NUMBER

DRAWN BY CHECKED BY

KEY PLAN PLAN NORTH

**ROOF PLAN - OVERALL
A1.6**



N ROGERS ST - LOOKING WEST
RENDERINGS FOR REFERENCE ONLY



BUILDING B - LOOKING SOUTH
RENDERINGS FOR REFERENCE ONLY

**NOT FOR
CONSTRUCTION**



BUILDING A - LOOKING WEST
RENDERINGS FOR REFERENCE ONLY



BUILDING B - LOOKING EAST
RENDERINGS FOR REFERENCE ONLY

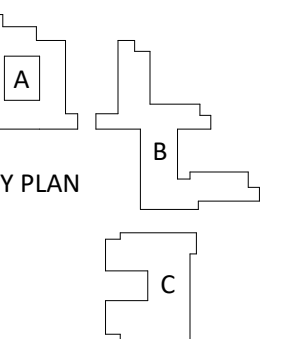
PLANNING
COMMISSION
FILING
3/30/2026

ORIGINAL ISSUE:

REVISIONS:
No Description Date

2025-1705
PROJECT NUMBER

DRAWN BY CHECKED BY



EXTERIOR RENDERINGS
A3.0A

**NOT FOR
CONSTRUCTION**



BUILDING B - LOOKING NORTH
RENDERINGS FOR REFERENCE ONLY



BUILDING C - LOOKING SOUTH-EAST
RENDERINGS FOR REFERENCE ONLY



CORNER VIEW ALONG N FAIRVIEW ST - WEST 9TH ST
RENDERINGS FOR REFERENCE ONLY

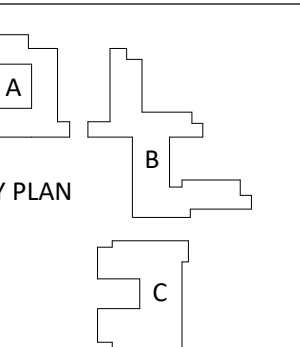
**PLANNING
COMMISSION
FILING
3/30/2026**

ORIGINAL ISSUE:

REVISIONS:
No Description Date

2025-1705
PROJECT NUMBER

DRAWN BY CHECKED BY




EXTERIOR RENDERINGS
A3.0B


EXTERIOR MATERIAL KEYNOTES	
1A	MASONRY COLOR # 1 (BLDG A)
1B	MASONRY COLOR # 2 (BLDG B)
1C	MASONRY COLOR # 3 (BLDG C)
1D	MASONRY COLOR # 4 (PARKING GARAGE)
2A	CAST STONE
5A	METAL FLASHING (MATCH 6C COLOR)
5B	COMPOSITE METAL PANEL
6A	FIBER CEMENT - LAP SIDING COLOR # 1
6B	FIBER CEMENT COLOR # 2
6C	FIBER CEMENT COLOR # 3

**NOT FOR
CONSTRUCTION**

6C - FIBER CEMENT COLOR # 3



6B - FIBER CEMENT COLOR # 2



6A - FIBER CEMENT - LAP SIDING COLOR # 1



PLANNING
COMMISSION
FILING
3/30/2026

ORIGINAL ISSUE:

REVISIONS:
No Description Date


2025-1705
PROJECT NUMBER

DRAWN BY CHECKED BY

KEY PLAN

EXTERIOR MATERIALS
A3.0C

1D - MASONRY COLOR # 5 (PARKING GARAGE)




1C - MASONRY COLOR # 3 (BLDG C)



1B - MASONRY COLOR # 2 (BLDG B)

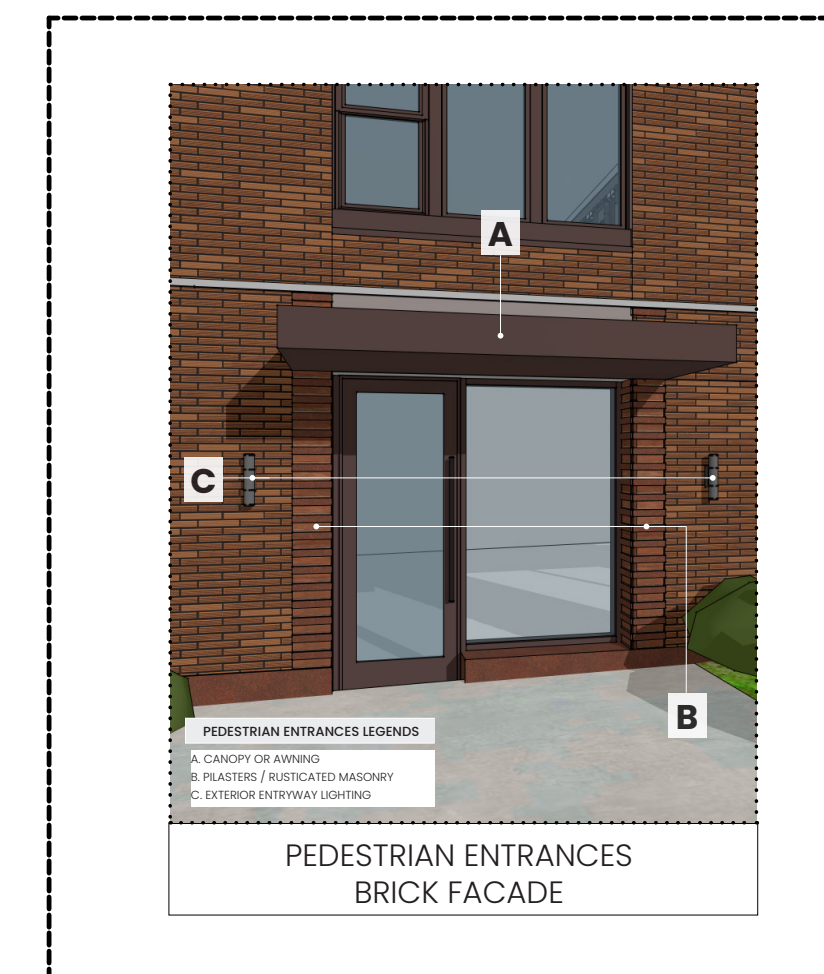


1A - MASONRY COLOR # 1 (BLDG A)



EXTERIOR MATERIAL KEYNOTES	
1A	MASONRY COLOR # 1 (BLDG A)
1B	MASONRY COLOR # 2 (BLDG B)
1C	MASONRY COLOR # 3 (BLDG C)
1D	MASONRY COLOR # 4 (PARKING GARAGE)
2A	CAST STONE
5A	METAL FLASHING (MATCH 6C COLOR)
5B	COMPOSITE METAL PANEL
6A	FIBER CEMENT - LAP SIDING COLOR # 1
6B	FIBER CEMENT COLOR # 2
6C	FIBER CEMENT COLOR # 3

**NOT FOR
CONSTRUCTION**

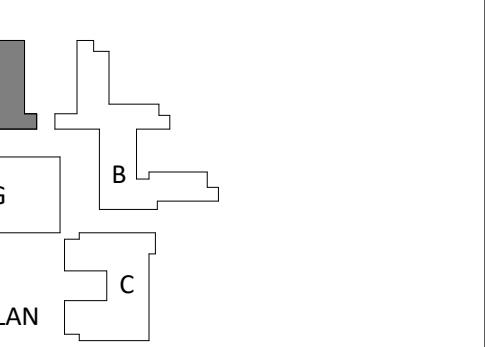


1 BUILDING A - NORTH ELEVATION
A3.1A 1/8" = 1'-0"

PLANNING
COMMISSION
FILING
3/30/2026

ORIGINAL ISSUE:
REVISIONS:
No Description Date

2025-1705
PROJECT NUMBER



EXTERIOR ELEVATIONS -
BLDG A - NORTH
A3.1A

EXTERIOR MATERIAL KEYNOTES	
1A	MASONRY COLOR # 1 (BLDG A)
1B	MASONRY COLOR # 2 (BLDG B)
1C	MASONRY COLOR # 3 (BLDG C)
1D	MASONRY COLOR # 4 (PARKING GARAGE)
2A	CAST STONE
5A	METAL FLASHING (MATCH 6C COLOR)
5B	COMPOSITE METAL PANEL
6A	FIBER CEMENT - LAP SIDING COLOR # 1
6B	FIBER CEMENT COLOR # 2
6C	FIBER CEMENT COLOR # 3

**NOT FOR
CONSTRUCTION**



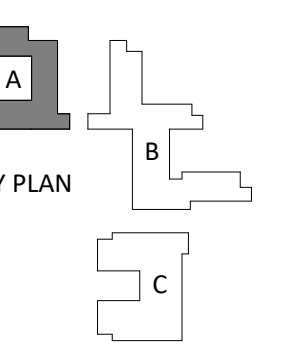
PLANNING
COMMISSION
FILING
3/30/2026

ORIGINAL ISSUE:

REVISIONS:
No Description Date

2025-1705
PROJECT NUMBER

DRAWN BY CHECKED BY



EXTERIOR ELEVATIONS -
BLDG A - SOUTH

A3.1B

1 BUILDING A - SOUTH ELEVATION
A3.1B 1/8" = 1'-0"

EXTERIOR MATERIAL KEYNOTES	
1A	MASONRY COLOR # 1 (BLDG A)
1B	MASONRY COLOR # 2 (BLDG B)
1C	MASONRY COLOR # 3 (BLDG C)
1D	MASONRY COLOR # 4 (PARKING GARAGE)
2A	CAST STONE
5A	METAL FLASHING (MATCH 6C COLOR)
5B	COMPOSITE METAL PANEL
6A	FIBER CEMENT - LAP SIDING COLOR # 1
6B	FIBER CEMENT COLOR # 2
6C	FIBER CEMENT COLOR # 3

**NOT FOR
CONSTRUCTION**



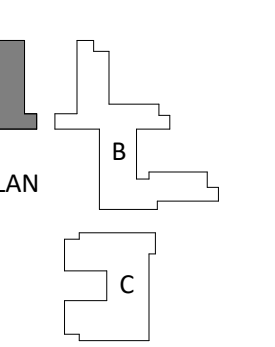
PLANNING
COMMISSION
FILING
3/30/2026

ORIGINAL ISSUE:

REVISIONS:
No Description Date

2025-1705
PROJECT NUMBER

DRAWN BY CHECKED BY



EXTERIOR ELEVATIONS -
BLDG A - EAST

A3.1C

EXTERIOR MATERIAL KEYNOTES	
1A	MASONRY COLOR # 1 (BLDG A)
1B	MASONRY COLOR # 2 (BLDG B)
1C	MASONRY COLOR # 3 (BLDG C)
1D	MASONRY COLOR # 4 (PARKING GARAGE)
2A	CAST STONE
5A	METAL FLASHING (MATCH 6C COLOR)
5B	COMPOSITE METAL PANEL
6A	FIBER CEMENT - LAP SIDING COLOR # 1
6B	FIBER CEMENT COLOR # 2
6C	FIBER CEMENT COLOR # 3



**NOT FOR
CONSTRUCTION**

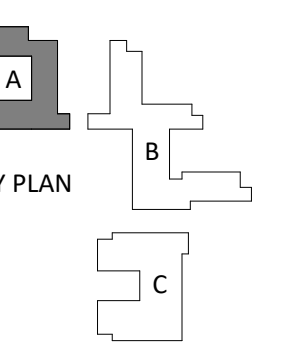
PLANNING
COMMISSION
FILING
3/30/2026

ORIGINAL ISSUE:

REVISIONS:
No Description Date

2025-1705
PROJECT NUMBER

DRAWN BY CHECKED BY

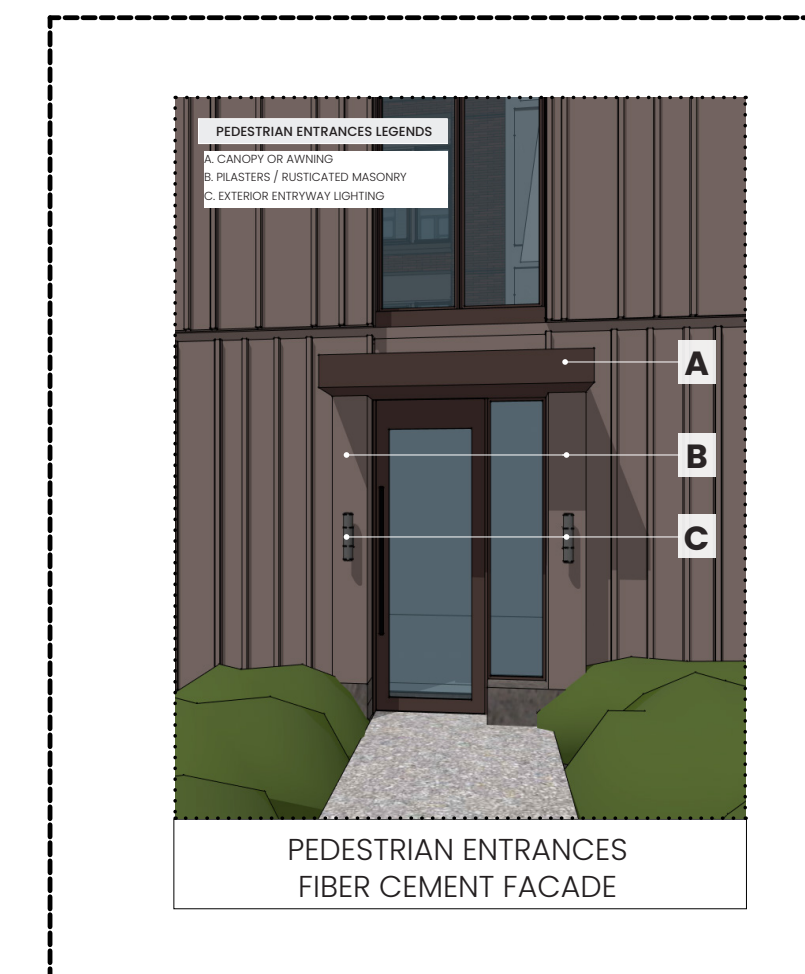


EXTERIOR ELEVATIONS -
BLDG A - COURTYARD

A3.1E

EXTERIOR MATERIAL KEYNOTES	
1A	MASONRY COLOR # 1 (BLDG A)
1B	MASONRY COLOR # 2 (BLDG B)
1C	MASONRY COLOR # 3 (BLDG C)
1D	MASONRY COLOR # 4 (PARKING GARAGE)
2A	CAST STONE
5A	METAL FLASHING (MATCH 6C COLOR)
5B	COMPOSITE METAL PANEL
6A	FIBER CEMENT - LAP SIDING COLOR # 1
6B	FIBER CEMENT COLOR # 2
6C	FIBER CEMENT COLOR # 3

**NOT FOR
CONSTRUCTION**

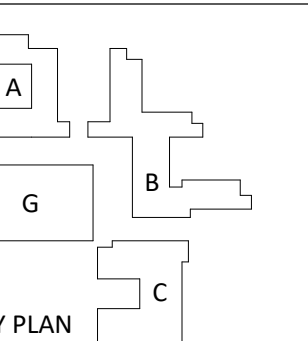


PLANNING
COMMISSION
FILING
3/30/2026

ORIGINAL ISSUE:

REVISIONS:
No Description Date

2025-1705
PROJECT NUMBER



EXTERIOR ELEVATIONS -
BUILDING B - NORTH

A3.2A

1 BUILDING B - NORTH ELEVATION - WESTERN HALF
A3.2.1 1/8" = 1'-0"

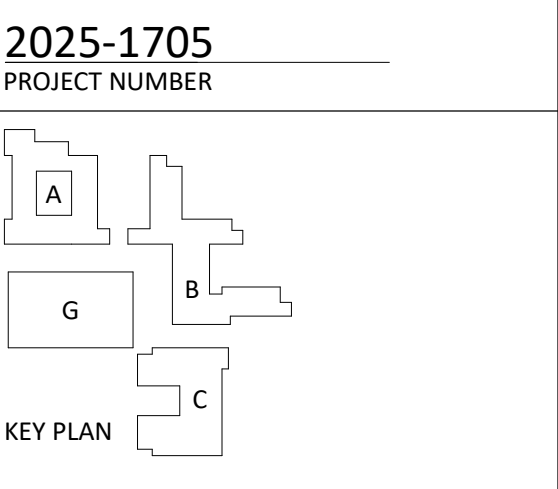
EXTERIOR MATERIAL KEYNOTES	
1A	MASONRY COLOR # 1 (BLDG A)
1B	MASONRY COLOR # 2 (BLDG B)
1C	MASONRY COLOR # 3 (BLDG C)
1D	MASONRY COLOR # 4 (PARKING GARAGE)
2A	CAST STONE
5A	METAL FLASHING (MATCH 6C COLOR)
5B	COMPOSITE METAL PANEL
6A	FIBER CEMENT - LAP SIDING COLOR # 1
6B	FIBER CEMENT COLOR # 2
6C	FIBER CEMENT COLOR # 3

**NOT FOR
CONSTRUCTION**



PLANNING
COMMISSION
FILING
3/30/2026

ORIGINAL ISSUE:
REVISIONS:
No Description Date



EXTERIOR ELEVATIONS -
BUILDING B - NORTH
A3.2A.1

1 BUILDING B - NORTH ELEVATION EASTERN HALF
A3.2.2 1/8" = 1'-0"

EXTERIOR MATERIAL KEYNOTES	
1A	MASONRY COLOR # 1 (BLDG A)
1B	MASONRY COLOR # 2 (BLDG B)
1C	MASONRY COLOR # 3 (BLDG C)
1D	MASONRY COLOR # 4 (PARKING GARAGE)
2A	CAST STONE
5A	METAL FLASHING (MATCH 6C COLOR)
5B	COMPOSITE METAL PANEL
6A	FIBER CEMENT - LAP SIDING COLOR # 1
6B	FIBER CEMENT COLOR # 2
6C	FIBER CEMENT COLOR # 3

**NOT FOR
CONSTRUCTION**



1 BUILDING B - SOUTH ELEVATION - EASTERN HALF
A3.2.4 1/8" = 1'-0"

PLANNING COMMISSION FILING
3/30/2026

ORIGINAL ISSUE:
REVISIONS:
No Description Date

2025-1705
PROJECT NUMBER

KEY PLAN

EXTERIOR ELEVATIONS - BUILDING B - SOUTH
A3.2B

EXTERIOR MATERIAL KEYNOTES	
1A	MASONRY COLOR # 1 (BLDG A)
1B	MASONRY COLOR # 2 (BLDG B)
1C	MASONRY COLOR # 3 (BLDG C)
1D	MASONRY COLOR # 4 (PARKING GARAGE)
2A	CAST STONE
5A	METAL FLASHING (MATCH 6C COLOR)
5B	COMPOSITE METAL PANEL
6A	FIBER CEMENT - LAP SIDING COLOR # 1
6B	FIBER CEMENT COLOR # 2
6C	FIBER CEMENT COLOR # 3

**NOT FOR
CONSTRUCTION**



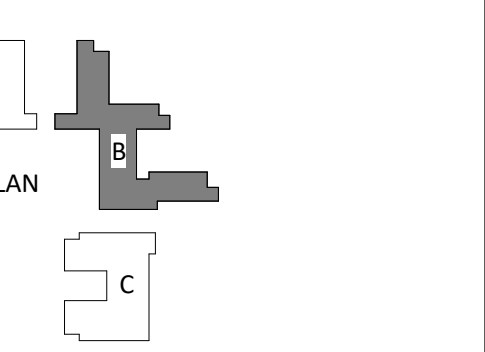
PLANNING
COMMISSION
FILING
3/30/2026

ORIGINAL ISSUE:

REVISIONS:
No Description Date

2025-1705
PROJECT NUMBER

DRAWN BY CHECKED BY



EXTERIOR ELEVATIONS -
BUILDING B - SOUTH

A3.2B.1

1 BUILDING B - SOUTH ELEVATION - WESTERN HALF
A3.2B.1 1/8" = 1'-0"

EXTERIOR MATERIAL KEYNOTES	
1A	MASONRY COLOR # 1 (BLDG A)
1B	MASONRY COLOR # 2 (BLDG B)
1C	MASONRY COLOR # 3 (BLDG C)
1D	MASONRY COLOR # 4 (PARKING GARAGE)
2A	CAST STONE
5A	METAL FLASHING (MATCH 6C COLOR)
5B	COMPOSITE METAL PANEL
6A	FIBER CEMENT - LAP SIDING COLOR # 1
6B	FIBER CEMENT COLOR # 2
6C	FIBER CEMENT COLOR # 3

**NOT FOR
CONSTRUCTION**



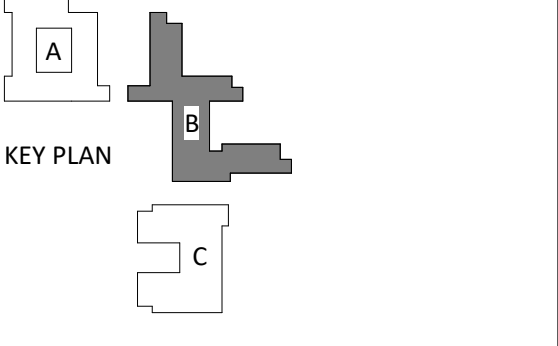
1 BUILDING B - EAST ELEVATION
A3.2C 3/8" = 1'-0"

**PLANNING
COMMISSION
FILING
3/30/2026**

ORIGINAL ISSUE:
REVISIONS:
No Description Date

2025-1705
PROJECT NUMBER

DRAWN BY CHECKED BY



EXTERIOR ELEVATIONS -
BUILDING B - EAST
A3.2C

EXTERIOR MATERIAL KEYNOTES	
1A	MASONRY COLOR # 1 (BLDG A)
1B	MASONRY COLOR # 2 (BLDG B)
1C	MASONRY COLOR # 3 (BLDG C)
1D	MASONRY COLOR # 4 (PARKING GARAGE)
2A	CAST STONE
5A	METAL FLASHING (MATCH 6C COLOR)
5B	COMPOSITE METAL PANEL
6A	FIBER CEMENT - LAP SIDING COLOR # 1
6B	FIBER CEMENT COLOR # 2
6C	FIBER CEMENT COLOR # 3

**NOT FOR
CONSTRUCTION**



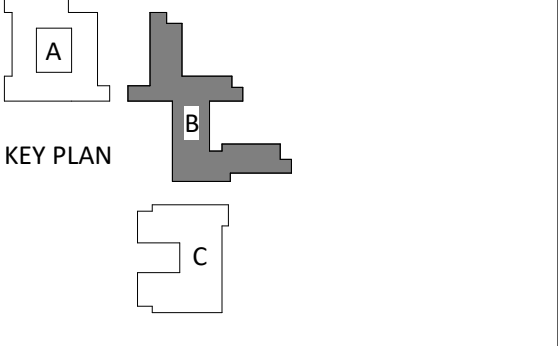
PLANNING
COMMISSION
FILING
3/30/2026

ORIGINAL ISSUE:

REVISIONS:
No Description Date

2025-1705
PROJECT NUMBER

DRAWN BY CHECKED BY



EXTERIOR ELEVATIONS -
BUILDING B - WEST

A3.2D

2 BUILDING B - WEST ELEVATION
A3.2D 1/8" = 1'-0"

3/9/2026 10:52:04 AM

EXTERIOR MATERIAL KEYNOTES	
1A	MASONRY COLOR # 1 (BLDG A)
1B	MASONRY COLOR # 2 (BLDG B)
1C	MASONRY COLOR # 3 (BLDG C)
1D	MASONRY COLOR # 4 (PARKING GARAGE)
2A	CAST STONE
5A	METAL FLASHING (MATCH 6C COLOR)
5B	COMPOSITE METAL PANEL
6A	FIBER CEMENT - LAP SIDING COLOR # 1
6B	FIBER CEMENT COLOR # 2
6C	FIBER CEMENT COLOR # 3

**NOT FOR
CONSTRUCTION**



4 BUILDING B - COURTYARD ELEVATION - WEST
A3.2E 1/8" = 1'-0"



1 BUILDING B - COURTYARD ELEVATION - NORTH
A3.2E 1/8" = 1'-0"

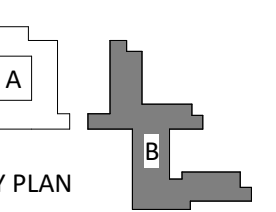
PLANNING
COMMISSION
FILING
3/30/2026

ORIGINAL ISSUE:

REVISIONS:
No Description Date

2025-1705
PROJECT NUMBER

DRAWN BY CHECKED BY



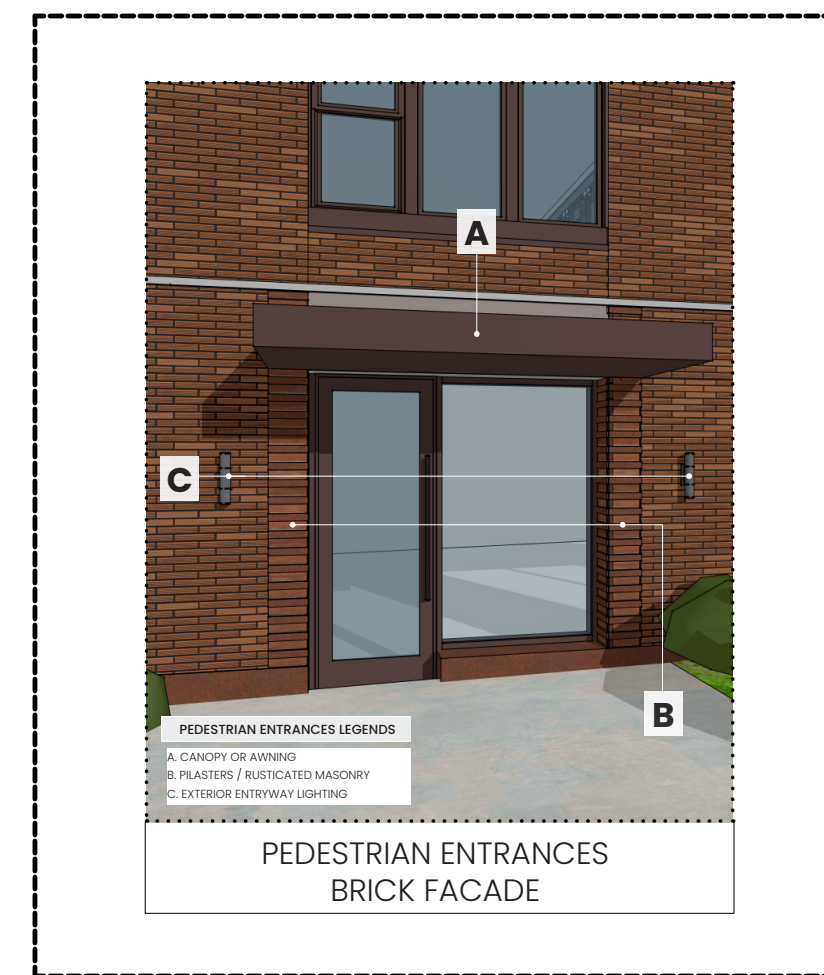
KEY PLAN

EXTERIOR ELEVATIONS -
BUILDING B - COURTYARD

A3.2E

EXTERIOR MATERIAL KEYNOTES	
1A	MASONRY COLOR # 1 (BLDG A)
1B	MASONRY COLOR # 2 (BLDG B)
1C	MASONRY COLOR # 3 (BLDG C)
1D	MASONRY COLOR # 4 (PARKING GARAGE)
2A	CAST STONE
5A	METAL FLASHING (MATCH 6C COLOR)
5B	COMPOSITE METAL PANEL
6A	FIBER CEMENT - LAP SIDING COLOR # 1
6B	FIBER CEMENT COLOR # 2
6C	FIBER CEMENT COLOR # 3

**NOT FOR
CONSTRUCTION**

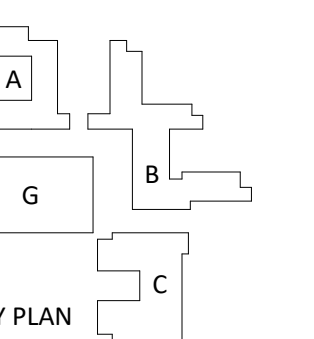


PLANNING
COMMISSION
FILING
3/30/2026

ORIGINAL ISSUE:

REVISIONS:
No Description Date

2025-1705
PROJECT NUMBER



EXTERIOR ELEVATIONS -
BUILDING B - COURTYARD

A3.2E.1

EXTERIOR MATERIAL KEYNOTES	
1A	MASONRY COLOR # 1 (BLDG A)
1B	MASONRY COLOR # 2 (BLDG B)
1C	MASONRY COLOR # 3 (BLDG C)
1D	MASONRY COLOR # 4 (PARKING GARAGE)
2A	CAST STONE
5A	METAL FLASHING (MATCH 6C COLOR)
5B	COMPOSITE METAL PANEL
6A	FIBER CEMENT - LAP SIDING COLOR # 1
6B	FIBER CEMENT COLOR # 2
6C	FIBER CEMENT COLOR # 3

**NOT FOR
CONSTRUCTION**



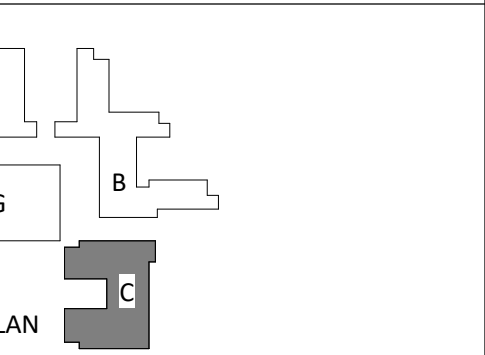
1 BUILDING C - NORTH ELEVATION
A3.3.1 1/8" = 1'-0"

PLANNING
COMMISSION
FILING
3/30/2026

ORIGINAL ISSUE:

REVISIONS:
No Description Date

2025-1705
PROJECT NUMBER

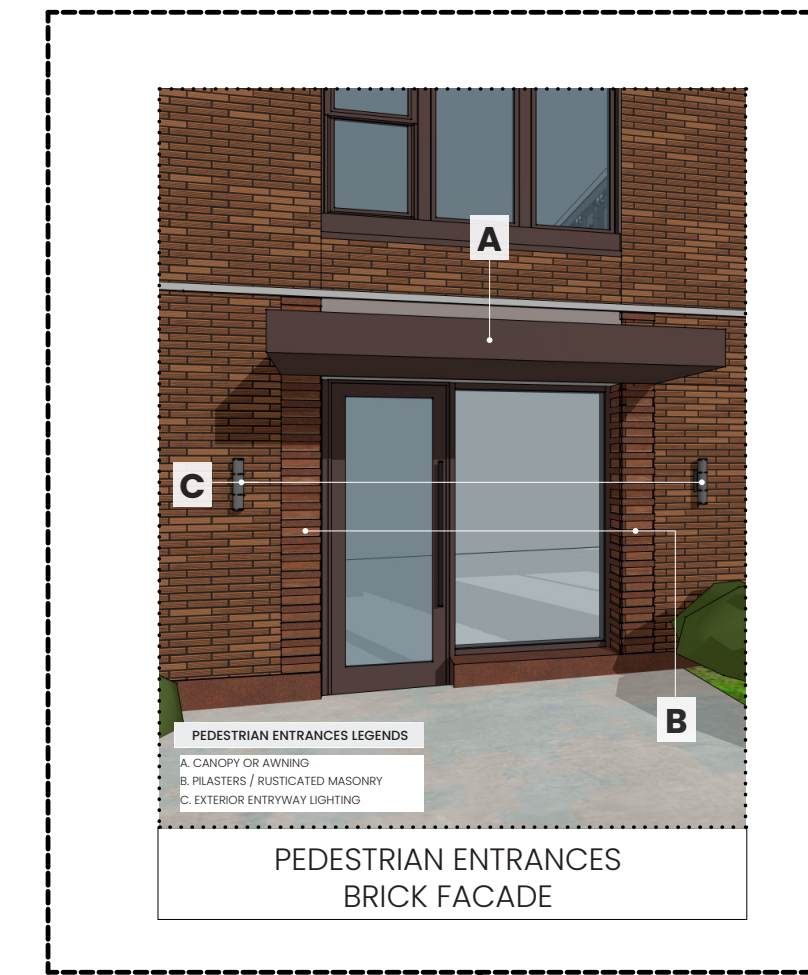


EXTERIOR ELEVATIONS -
BUILDING C - NORTH

A3.3A

EXTERIOR MATERIAL KEYNOTES	
1A	MASONRY COLOR # 1 (BLDG A)
1B	MASONRY COLOR # 2 (BLDG B)
1C	MASONRY COLOR # 3 (BLDG C)
1D	MASONRY COLOR # 4 (PARKING GARAGE)
2A	CAST STONE
5A	METAL FLASHING (MATCH 6C COLOR)
5B	COMPOSITE METAL PANEL
6A	FIBER CEMENT - LAP SIDING COLOR # 1
6B	FIBER CEMENT COLOR # 2
6C	FIBER CEMENT COLOR # 3

**NOT FOR
CONSTRUCTION**

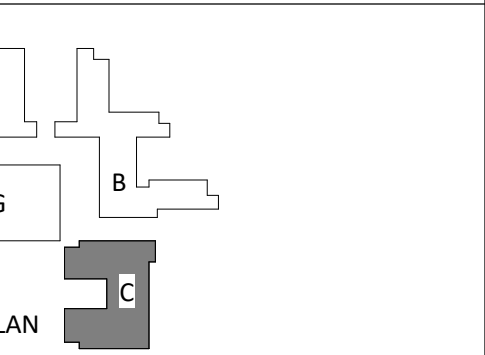


PLANNING
COMMISSION
FILING
3/30/2026

ORIGINAL ISSUE:

REVISIONS:
No Description Date

2025-1705
PROJECT NUMBER



EXTERIOR ELEVATIONS -
BUILDING C - SOUTH

A3.3B

1 BUILDING C - SOUTH ELEVATION
A3.3.3 1/8" = 1'-0"

EXTERIOR MATERIAL KEYNOTES	
1A	MASONRY COLOR # 1 (BLDG A)
1B	MASONRY COLOR # 2 (BLDG B)
1C	MASONRY COLOR # 3 (BLDG C)
1D	MASONRY COLOR # 4 (PARKING GARAGE)
2A	CAST STONE
5A	METAL FLASHING (MATCH 6C COLOR)
5B	COMPOSITE METAL PANEL
6A	FIBER CEMENT - LAP SIDING COLOR # 1
6B	FIBER CEMENT COLOR # 2
6C	FIBER CEMENT COLOR # 3

**NOT FOR
CONSTRUCTION**



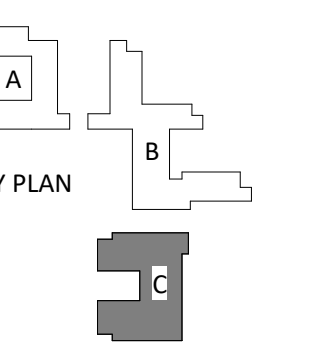
PLANNING
COMMISSION
FILING
3/30/2026

ORIGINAL ISSUE:

REVISIONS:
No Description Date

2025-1705
PROJECT NUMBER

DRAWN BY CHECKED BY



EXTERIOR ELEVATIONS -
BUILDING C - EAST

A3.3C

1 BUILDING C - EAST ELEVATION
A3.3C 1/8" = 1'-0"

EXTERIOR MATERIAL KEYNOTES	
1A	MASONRY COLOR # 1 (BLDG A)
1B	MASONRY COLOR # 2 (BLDG B)
1C	MASONRY COLOR # 3 (BLDG C)
1D	MASONRY COLOR # 4 (PARKING GARAGE)
2A	CAST STONE
5A	METAL FLASHING (MATCH 6C COLOR)
5B	COMPOSITE METAL PANEL
6A	FIBER CEMENT - LAP SIDING COLOR # 1
6B	FIBER CEMENT COLOR # 2
6C	FIBER CEMENT COLOR # 3

**NOT FOR
CONSTRUCTION**



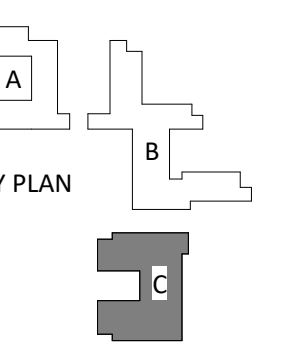
PLANNING
COMMISSION
FILING
3/30/2026

ORIGINAL ISSUE:

REVISIONS:
No Description Date

2025-1705
PROJECT NUMBER

DRAWN BY CHECKED BY



EXTERIOR ELEVATIONS -
BUILDING C - WEST

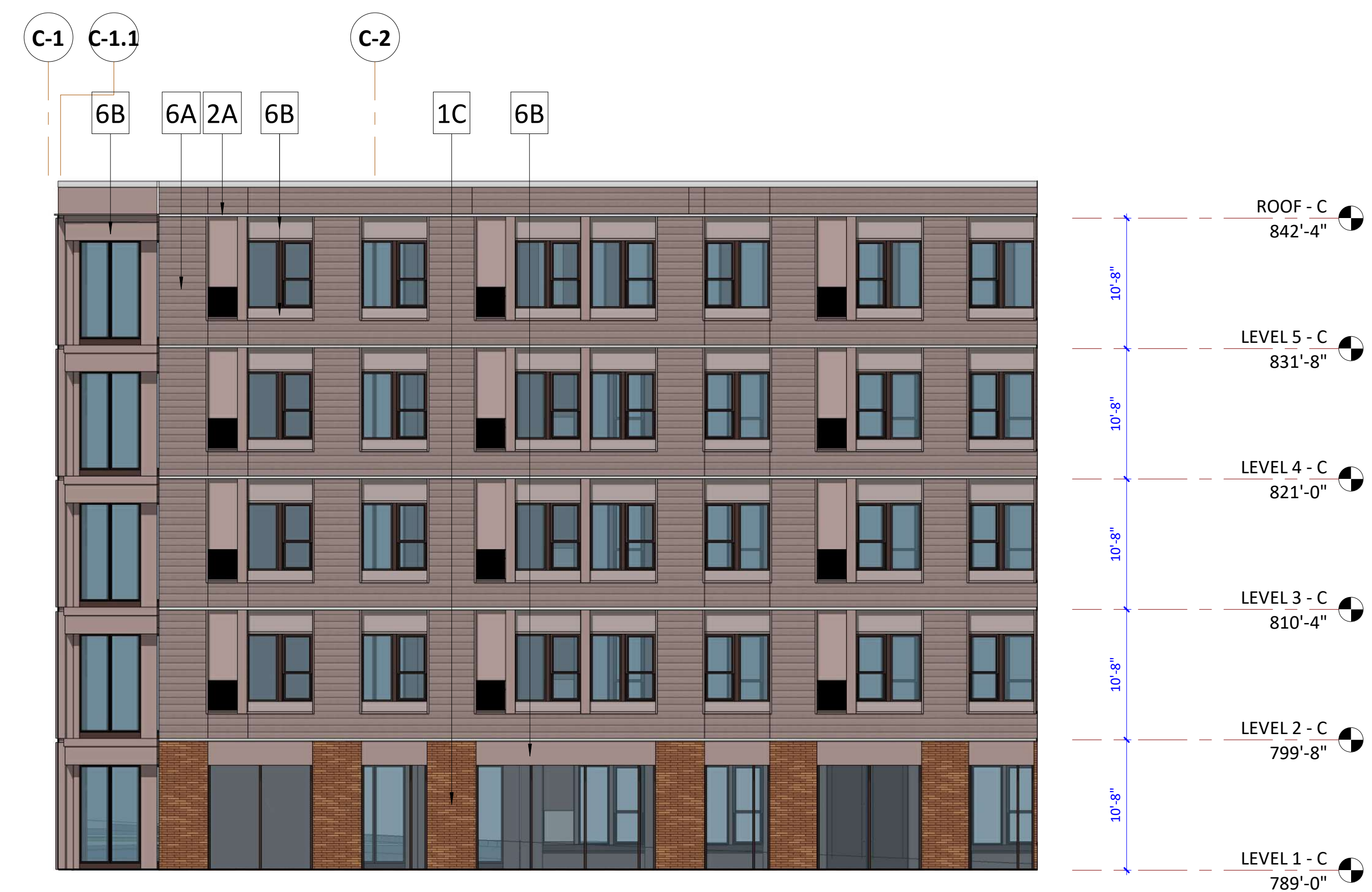
A3.3D

EXTERIOR MATERIAL KEYNOTES	
1A	MASONRY COLOR # 1 (BLDG A)
1B	MASONRY COLOR # 2 (BLDG B)
1C	MASONRY COLOR # 3 (BLDG C)
1D	MASONRY COLOR # 4 (PARKING GARAGE)
2A	CAST STONE
5A	METAL FLASHING (MATCH 6C COLOR)
5B	COMPOSITE METAL PANEL
6A	FIBER CEMENT - LAP SIDING COLOR # 1
6B	FIBER CEMENT COLOR # 2
6C	FIBER CEMENT COLOR # 3

**NOT FOR
CONSTRUCTION**



2 BUILDING C - COURTYARD ELEVATION - EAST
A3.3E / 1/8" = 1'-0"



1 BUILDING C - COURTYARD ELEVATION - NORTH
A3.3E / 1/8" = 1'-0"

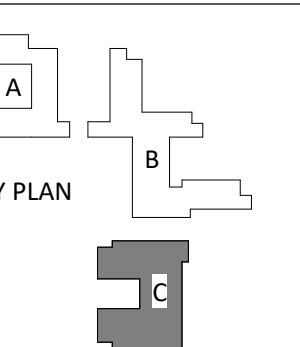
PLANNING
COMMISSION
FILING
3/30/2026

ORIGINAL ISSUE:

REVISIONS:
No Description Date

2025-1705
PROJECT NUMBER

DRAWN BY CHECKED BY



EXTERIOR ELEVATIONS -
BUILDING C - COURTYARD

A3.3E

EXTERIOR MATERIAL KEYNOTES	
1A	MASONRY COLOR # 1 (BLDG A)
1B	MASONRY COLOR # 2 (BLDG B)
1C	MASONRY COLOR # 3 (BLDG C)
1D	MASONRY COLOR # 4 (PARKING GARAGE)
2A	CAST STONE
5A	METAL FLASHING (MATCH 6C COLOR)
5B	COMPOSITE METAL PANEL
6A	FIBER CEMENT - LAP SIDING COLOR # 1
6B	FIBER CEMENT COLOR # 2
6C	FIBER CEMENT COLOR # 3

**NOT FOR
CONSTRUCTION**



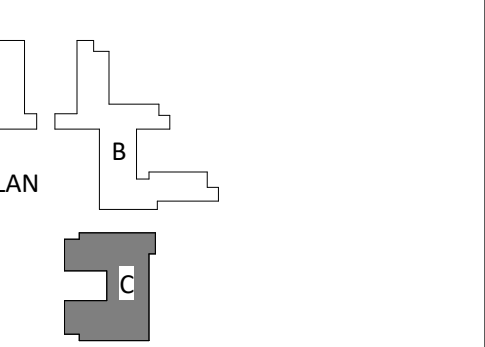
PLANNING
COMMISSION
FILING
3/30/2026

ORIGINAL ISSUE:

REVISIONS:
No Description Date

2025-1705
PROJECT NUMBER

DRAWN BY CHECKED BY



EXTERIOR ELEVATIONS -
BUILDING C - COURTYARD

A3.3F

1 BUILDING C - COURTYARD ELEVATION - SOUTH
A3.3F 1/8" = 1'-0"

**NOT FOR
 CONSTRUCTION**

PLANNING
 COMMISSION
 FILING
 3/30/2026

ORIGINAL ISSUE:

REVISIONS:
 No Description Date

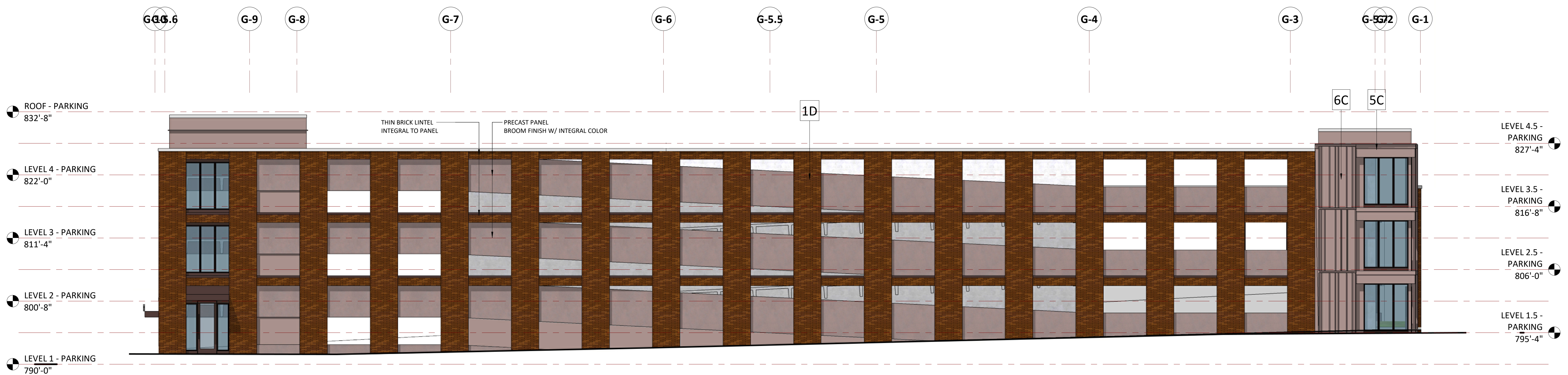
2025-1705
 PROJECT NUMBER

DRAWN BY CHECKED BY

KEY PLAN

EXTERIOR ELEVATIONS -
 PARKING GARAGE - NORTH

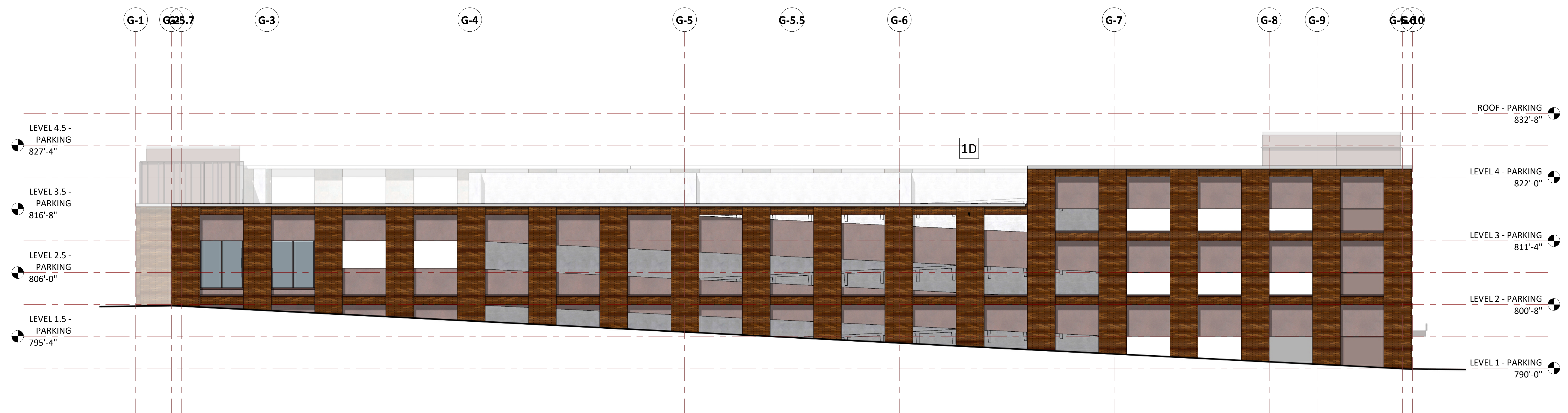
A3.10



1 NORTH ELEVATION
 A3.10 1/8" = 1'-0"

EXTERIOR MATERIAL KEYNOTES	
1A	MASONRY COLOR # 1 (BLDG A)
1B	MASONRY COLOR # 2 (BLDG B)
1C	MASONRY COLOR # 3 (BLDG C)
1D	MASONRY COLOR # 4 (PARKING GARAGE)
2A	CAST STONE
5A	METAL FLASHING (MATCH 6C COLOR)
5B	COMPOSITE METAL PANEL
6A	FIBER CEMENT - LAP SIDING COLOR # 1
6B	FIBER CEMENT COLOR # 2
6C	FIBER CEMENT COLOR # 3

**NOT FOR
 CONSTRUCTION**



PLANNING
 COMMISSION
 FILING
 3/30/2026

ORIGINAL ISSUE:

REVISIONS:
 No Description Date

2025-1705
 PROJECT NUMBER

DRAWN BY CHECKED BY

KEY PLAN

EXTERIOR ELEVATIONS -
 PARKING GARAGE - SOUTH

A3.11

EXTERIOR MATERIAL KEYNOTES	
1A	MASONRY COLOR # 1 (BLDG A)
1B	MASONRY COLOR # 2 (BLDG B)
1C	MASONRY COLOR # 3 (BLDG C)
1D	MASONRY COLOR # 4 (PARKING GARAGE)
2A	CAST STONE
5A	METAL FLASHING (MATCH 6C COLOR)
5B	COMPOSITE METAL PANEL
6A	FIBER CEMENT - LAP SIDING COLOR # 1
6B	FIBER CEMENT COLOR # 2
6C	FIBER CEMENT COLOR # 3

**NOT FOR
CONSTRUCTION**

PLANNING
COMMISSION
FILING
3/30/2026

ORIGINAL ISSUE:

REVISIONS:
No Description Date

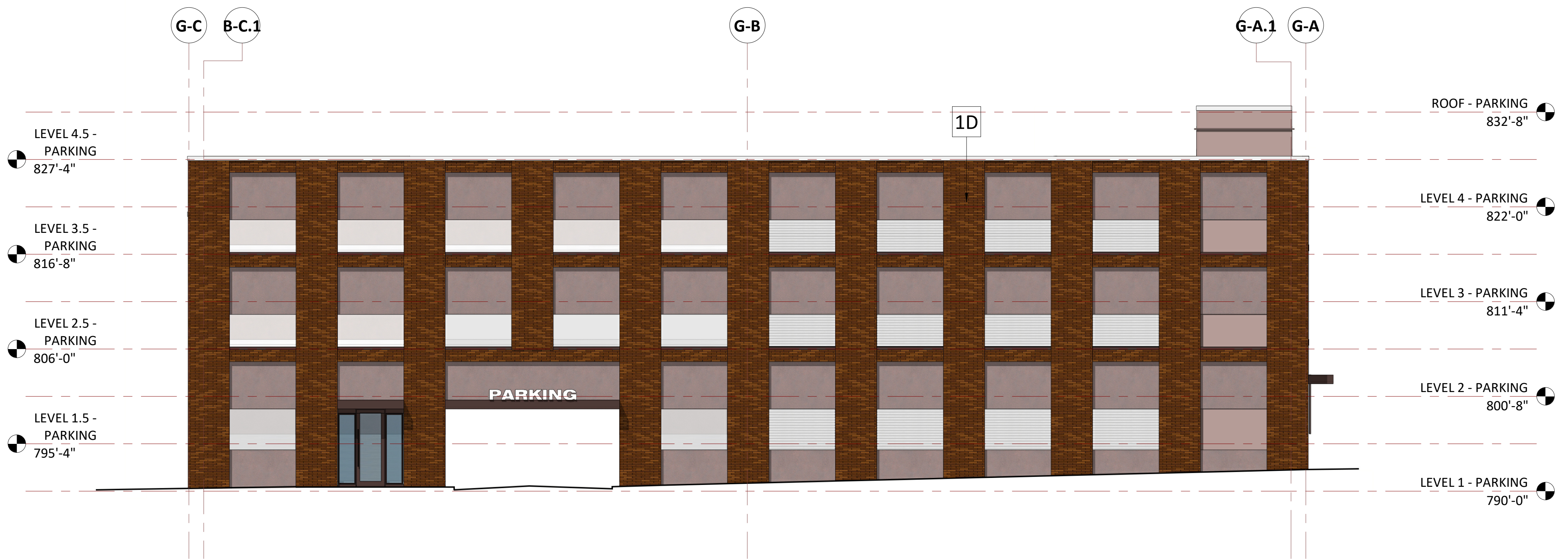
2025-1705
PROJECT NUMBER

DRAWN BY CHECKED BY

KEY PLAN

EXTERIOR ELEVATIONS -
PARKING GARAGE - EAST

A3.12



1 EAST ELEVATION
A3.12 1/8" = 1'-0"

EXTERIOR MATERIAL KEYNOTES	
1A	MASONRY COLOR # 1 (BLDG A)
1B	MASONRY COLOR # 2 (BLDG B)
1C	MASONRY COLOR # 3 (BLDG C)
1D	MASONRY COLOR # 4 (PARKING GARAGE)
2A	CAST STONE
5A	METAL FLASHING (MATCH 6C COLOR)
5B	COMPOSITE METAL PANEL
6A	FIBER CEMENT - LAP SIDING COLOR # 1
6B	FIBER CEMENT COLOR # 2
6C	FIBER CEMENT COLOR # 3

**NOT FOR
 CONSTRUCTION**

PLANNING
 COMMISSION
 FILING
 3/30/2026

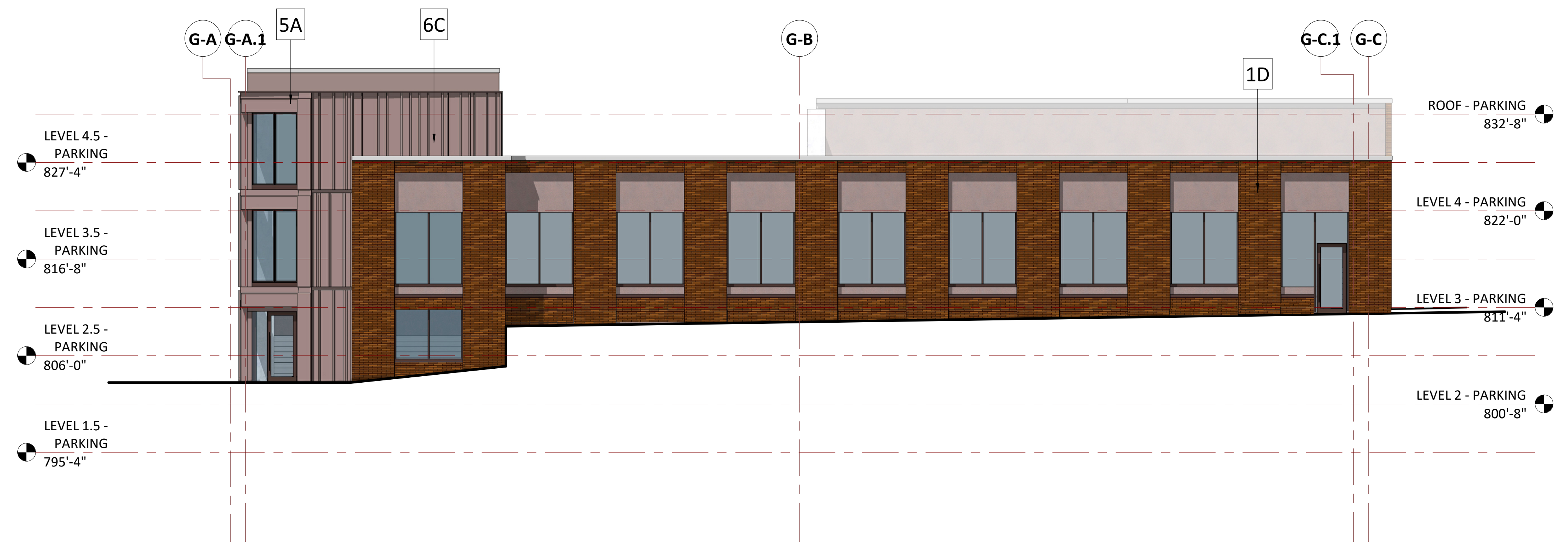
ORIGINAL ISSUE:
 REVISIONS:
 No Description Date

2025-1705
 PROJECT NUMBER

KEY PLAN

EXTERIOR ELEVATIONS -
 PARKING GARAGE - WEST

A3.13



1 WEST ELEVATION
 A3.4.4 1/8" = 1'-0"