

Accessibility Evaluation

Monroe County Polling Location



Ellettsville Christian Church
731 Independence St
Ellettsville, IN 47429

Inspection Date: 03/12/2026
Inspectors: Chris Jackson

Prepared By
Monroe County
(916) 473 - 9444

Report Date: 04/07/2026

Table of Contents

Findings 3

Exterior 3

Parking 3

Interior 7

Restrooms 7

Exterior: Parking

Finding: 1

The accessible parking is not located on an accessible route of travel to the accessible building entrance.

Accessible parking spaces serving a particular building shall be located on the shortest accessible route of travel from parking to an accessible entrance. Where parking serves more than one accessible entrance, accessible parking spaces shall be dispersed and located closest to the accessible entrances.

2010 ADAS Section 208.3.1

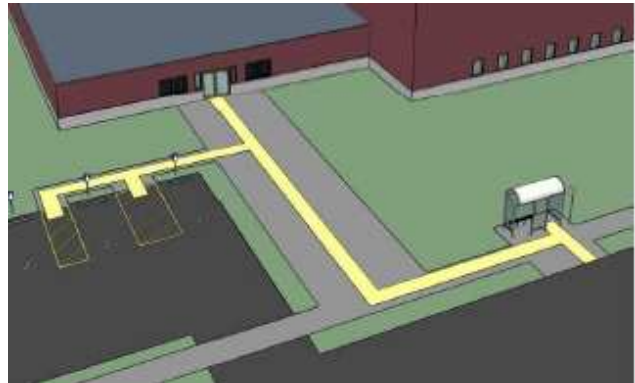
Parking spaces complying with 502 that serve a particular building or facility shall be located on the shortest accessible route from parking to an entrance complying with 206.4. Where parking serves more than one accessible entrance, parking spaces complying with 502 shall be dispersed and located on the shortest accessible route to the accessible entrances. In parking facilities that do not serve a particular building or facility, parking spaces complying with 502 shall be located on the shortest accessible route to an accessible pedestrian entrance of the parking facility.

Citation:

2010 ADAS Section: 208.3.1

Recommendation:

Recommend marking a temporary crosswalk across the vehicular way between the accessible parking and the entrance.



Exterior: Parking

Finding: 2

No vertical parking signage. The van space is missing the required van identification sign.

Parking space identification signs shall include the International Symbol of Accessibility. Signs identifying van parking spaces shall contain the designation "van accessible."

2010 ADAS Section 502.6

Parking space identification signs shall include the International Symbol of Accessibility complying with 703.7.2.1. Signs identifying van parking spaces shall contain the designation "van accessible." Signs shall be 60 inches (1525 mm) minimum above the finish floor or ground surface measured to the bottom of the sign.

Citation:

2010 ADAS Section: 502.6

Recommendation:

Add temporary or permanent accessible parking signage.



Exterior: Parking

Finding: 3

The access aisle is missing at the accessible parking space. There are ten parking spaces striped in blue and with accessibility symbols on the asphalt, but none have access aisles.

Access aisles serving parking spaces shall adjoin an accessible route. Two parking spaces shall be permitted to share a common access aisle.

2010 ADAS Section 502.2

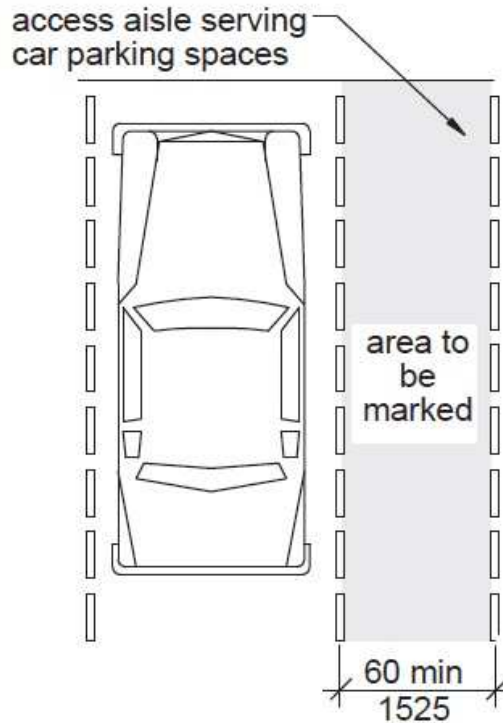
Car parking spaces shall be 96 inches (2440 mm) wide minimum and van parking spaces shall be 132 inches (3350 mm) wide minimum, shall be marked to define the width, and shall have an adjacent access aisle complying with 502.3.

Citation:

2010 ADAS Section: 502.2

Recommendation:

Use cones and strings with flags to block off the two center spaces in each cluster of accessible spaces, to create four temporary access aisles.



Exterior: Parking

Finding: 4

The building entrance is not located on an accessible route.

When a building, or portion of a building, is required to be accessible, an accessible route of travel shall be provided to all portions of the building, to accessible building entrances and between the building and the public way.

At least one accessible route within the boundary of the site must be provided from public transportation stops, accessible parking and accessible passenger loading zones and public streets or sidewalks to the accessible building entrance they serve.

The accessible route shall, to the maximum extent feasible, coincide with the route for the general public. At least one accessible route shall connect accessible buildings, facilities, elements and spaces that are on the same site. At least one accessible route shall connect accessible building or facility entrances with all accessible spaces and elements.

2010 ADAS Section 206.2.1


At least one accessible route shall be provided within the site from accessible parking spaces and accessible passenger loading zones; public streets and sidewalks; and public transportation stops to the accessible building or facility entrance they serve.

Citation:

2010 ADAS Section: 206.2.1

Recommendation:

Recommend adding a temporary ramp at the curb.



Interior: Restrooms

Finding: 5

The toilet compartment is not wide enough.

Wheelchair accessible compartments shall be 60 inches wide minimum measured perpendicular to the side wall, and 56 inches deep minimum for wall hung water closets and 59 inches deep minimum for floor mounted water closets measured perpendicular to the rear wall.

2010 ADAS Section 604.8.1.1

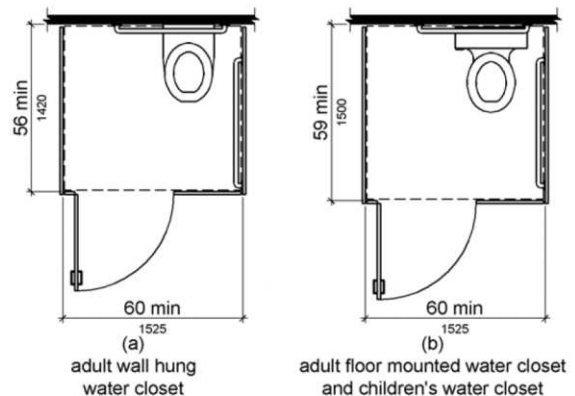
Wheelchair accessible compartments shall be 60 inches (1525 mm) wide minimum measured perpendicular to the side wall, and 56 inches (1420 mm) deep minimum for wall hung water closets and 59 inches (1500 mm) deep minimum for floor mounted water closets measured perpendicular to the rear wall. Wheelchair accessible compartments for children's use shall be 60 inches (1525 mm) wide minimum measured perpendicular to the side wall, and 59 inches (1500 mm) deep minimum for wall hung and floor mounted water closets measured perpendicular to the rear wall.

Citation:

2010 ADAS Section: 604.8.1.1

Recommendation:

Add signage informing voters that restrooms at this location are not fully accessible and directing voters with disabilities to the front of the line.



Interior: Restrooms

Finding: 6

A compliant room identification sign is missing on the strike side of the door.

Wall signs identifying permanent rooms and spaces of a building shall be a horizontal format and the characters raised 1/32 inch minimum and shall be sans serif uppercase characters a minimum of 5/8 inch and a maximum of 2 inches high. Contracted Grade 2 Braille shall be in a horizontal format and shall be placed a minimum of 3/8 inch and a maximum of 1/2 inch directly below the tactile characters; flush left or centered. Signs with raised characters or Braille shall be located 48 inches minimum above the finish floor or ground surface, measured from the baseline of the lowest tactile character and 60 inches maximum above the finish floor or ground surface, measured from the baseline of the highest tactile character.

2010 ADAS Section 216.2

Interior and exterior signs identifying permanent rooms and spaces shall comply with 703.1, 703.2, and 703.5. Where pictograms are provided as designations of permanent interior rooms and spaces, the pictograms shall comply with 703.6 and shall have text descriptors complying with 703.2 and 703.5.

Citation:

2010 ADAS Section: 216.2

Recommendation:

Install temporary compliant signage identifying the type of restroom.

