

Accessibility Evaluation

Monroe County Polling Location



**Stinesville Lions Club
8060 N Stinesville Rd
Gosport, IN 47433**

**Inspection Date: 03/25/2026
Inspectors: Chris Jackson**

**Prepared By
Monroe County
(916) 473 - 9444**

Report Date: 04/07/2026

Table of Contents

Findings	3
Exterior	3
Parking	3
Path of Travel	4
Interior	7
Restrooms	7

Exterior: Parking

Finding: 1

While there are three spaces with vertical signs, the middle one has no access aisle and one of the signs is no longer legible. None of the signs indicate Van accessibility and there is no signage and no blue striping on the pavement.

2010 ADAS Section 502.1

Car and van parking spaces shall comply with 502. Where parking spaces are marked with lines, width measurements of parking spaces and access aisles shall be made from the centerline of the markings.

2010 ADAS Section 502.1 Exception

Where parking spaces or access aisles are not adjacent to another parking space or access aisle, measurements shall be permitted to include the full width of the line defining the parking space or access aisle.

Citation:

2010 ADAS Section: 502.1, 502.1 Exception

Recommendation:

Recommend adding temporary or permanent van accessible parking signage for the rightmost space (circled on image). This space meets the 132" width for accessible van parking. Recommend placing a cone to prevent individuals from parking in the access aisle.



Exterior: Path of Travel

Finding: 2

The concrete expansion joint is spaced greater than 1/2 inch.

Openings in floor or ground surfaces shall not allow passage of a sphere more than 1/2 inch diameter. Elongated openings shall be placed so that the long dimension is perpendicular to the dominant direction of travel.

2010 ADAS Section 302.3

Openings in floor or ground surfaces shall not allow passage of a sphere more than 1/2 inch (13 mm) diameter except as allowed in 407.4.3, 409.4.3, 410.4, 810.5.3 and 810.10. Elongated openings shall be placed so that the long dimension is perpendicular to the dominant direction of travel.

Citation:

2010 ADAS Section: 302.3

Recommendation:

This is where the concrete walkway meets the concrete pad at the entrance. Recommend filling in the gap with a firm, stable material such as pea gravel or covering the gap with a slip-resistant mat.



Exterior: Path of Travel

Finding: 3

The threshold is greater than 1/2 inch high.

The threshold at a doorway shall be no higher than 1/2 inch. Changes in level between 1/4 inch and 1/2 inch must be beveled at 1:2 or less. 1/4 inch is the maximum vertical rise.

2010 ADAS Section 404.2.5

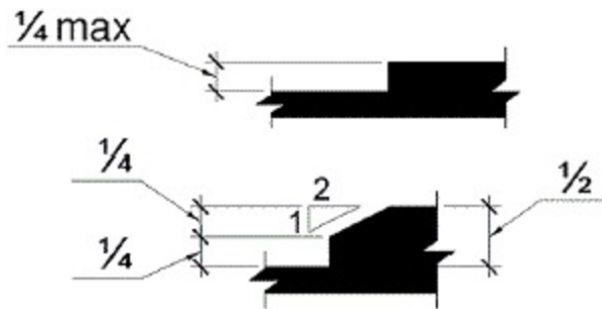
Thresholds, if provided at doorways, shall be 1/2 inch (13 mm) high maximum. Raised thresholds and changes in level at doorways shall comply with 302 and 303.

Citation:

2010 ADAS Section: 404.2.5

Recommendation:

Recommend adding a temporary or permanent threshold reducer.



Exterior: Path of Travel

Finding: 4

The route of travel from the rightmost access aisle does not provide the required minimum width.

The minimum clear width for sidewalks and walks is 36 inches.

However, clear width shall be permitted to be reduced to 32 inches minimum for a length of 24 inches maximum provided that reduced width segments are separated by segments that are 48 inches long minimum and 36 inches wide minimum.

2010 ADAS Section 403.5.1

Except as provided in 403.5.2 and 403.5.3, the clear width of walking surfaces shall be 36 inches (915 mm) minimum.

2010 ADAS Section 403.5.1 Exception

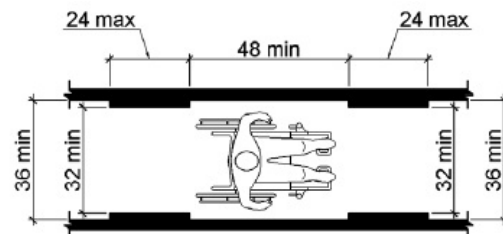
The clear width shall be permitted to be reduced to 32 inches (815 mm) minimum for a length of 24 inches (610 mm) maximum provided that reduced width segments are separated by segments that are 48 inches (1220 mm) long minimum and 36 inches (915 mm) wide minimum.

Citation:

2010 ADAS Section: 403.5.1, 403.5.1 Exception

Recommendation:

Recommend trimming back the bushes.



Interior: Restrooms

Finding: 5

The restrooms are not compliant. Both lack rear grab rails, knee clearance at the sinks, and levers for the sinks. Door widths is only 30".

2010 ADAS Section 213.2

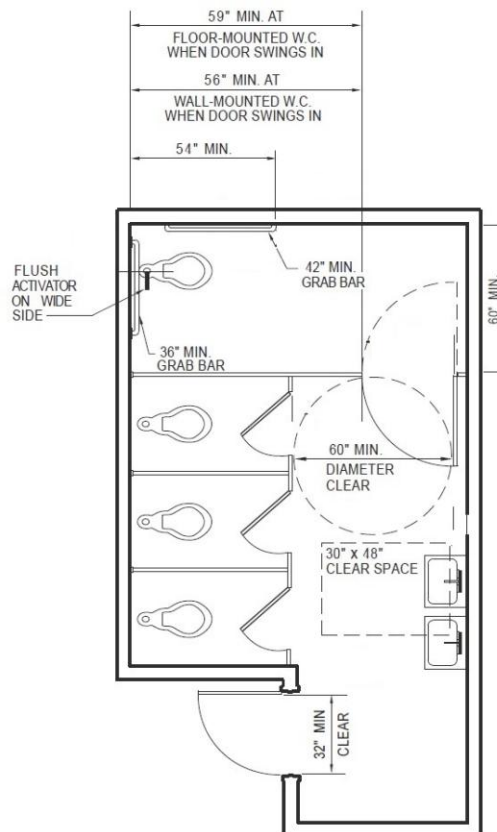
Where toilet rooms are provided, each toilet room shall comply with 603. Where bathing rooms are provided, each bathing room shall comply with 603.

Citation:

2010 ADAS Section: 213.2

Recommendation:

No feasible way to make either restroom compliant. Recommend adding signage indicating a lack of accessible restrooms and directing voters with disabilities to the front of the line. Alternatively, recommend placing an accessible portable restroom in the parking lot.



Interior: Restrooms

Finding: 6

A compliant room identification sign is missing on the strike side of the door.

Wall signs identifying permanent rooms and spaces of a building shall be a horizontal format and the characters raised 1/32 inch minimum and shall be sans serif uppercase characters a minimum of 5/8 inch and a maximum of 2 inches high. Contracted Grade 2 Braille shall be in a horizontal format and shall be placed a minimum of 3/8 inch and a maximum of 1/2 inch directly below the tactile characters; flush left or centered. Signs with raised characters or Braille shall be located 48 inches minimum above the finish floor or ground surface, measured from the baseline of the lowest tactile character and 60 inches maximum above the finish floor or ground surface, measured from the baseline of the highest tactile character.

2010 ADAS Section 216.2

Interior and exterior signs identifying permanent rooms and spaces shall comply with 703.1, 703.2, and 703.5. Where pictograms are provided as designations of permanent interior rooms and spaces, the pictograms shall comply with 703.6 and shall have text descriptors complying with 703.2 and 703.5.

Citation:

2010 ADAS Section: 216.2

Recommendation:

Install temporary compliant signage identifying the type of restroom.

