



City of Bloomington, Indiana

Fiscal Plan for Municipal Annexation

Seven (7) Annexation Areas Contiguous to and Inside or Around the City

- Area 1A. South-West (A) Bloomington Annexation Area
- Area 1B. South-West (B) Bloomington Annexation Area
- Area 1C. South-West (C) Bloomington Annexation Area
- Area 2. South-East Bloomington Annexation Area
- Area 3. North Island Bloomington Annexation Area
- Area 4. Central Island Bloomington Annexation Area
- Area 5. South Island Bloomington Annexation Area

September 10, 2021 - Version 5.0

This plan and the related impact will be made available to property owners who may review it at the City of Bloomington's Legal Department or online at Bloomington.in.gov/annex

This plan is for municipal annexations for the following City Council or Indianes insert or Indianes members here



Table of Contents

Annexation Overview

Introduction.....	1-
Contiguity.....	
Land Use.....	
Sewer Waivers.....	10-11
Projects in Annexation Areas Receiving CBU Service.....	11-15
Planning & Transportation.....	1

Individual Annexation Area Maps

Area #1A: South-West Bloomington Annexation Area.....	1 -1
Area #1B: South-West Bloomington Annexation Area.....	1 -20
Area #1C: South-West Bloomington Annexation Area.....	21-22
Area #2: South-East Bloomington Annexation Area.....	23-24
Area #3: North Island Bloomington Annexation Area.....	25-2
Area #4: Central Island Bloomington Annexation Area.....	2 -2
Area #5: South Island Bloomington Annexation Area.....	2 -30

Basic Data of Annexation Area

Property Tax Rate Information.....	31-32
Population.....	32
Road Miles.....	32
Impoundment Funds.....	33

Municipal Services

Overview.....	33-35
Legal.....	35
Controller.....	3
Community and Family Resources.....	3 -3
Parks.....	3 -42
Human Resources.....	43-44
Mayor.....	44
Public Works.....	45-51
Housing and Neighborhood Development.....	52-55
Planning and Transportation.....	55-5
Information Technology.....	5 -5
Economic and Sustainable Development.....	5 -5
Common Council.....	5 -5
City Clerk.....	5
Engineering Department.....	0
Police.....	1- 2
Fire.....	3-
Bloomington Utilities.....	0-
Bloomington Transit.....	-

Table of Contents

Combined Revenues Over Combined Costs

Revenues Over Minimum/Maximum Costs.....	0- 1
Projected Total Costs to Provide Municipal Services.....	2
Preliminary Amortization Schedules.....	3-
Projected Costs by Department.....	-10
Projected Total Revenue.....	10
Recommendation.....	10

Overlapping Unit Impact Projections

Summary of Overlapping Units in Annexation Area.....	10
Overlapping Units in Annexation Area.....	110-14

Overlapping Unit Tax Cap (Circuit Breaker) Impact Projections

Circuit Breaker Comparison for School Corporations for Pay 2020.....	150-151
Area #1A: South-West (A) Bloomington Annexation Area.....	152
Area #1B: South-West (B) Bloomington Annexation Area.....	153
Area #1C: South-West (C) Bloomington Annexation Area.....	154
Area #2: South-East Bloomington Annexation Area.....	155
Area #3: North Island Bloomington Annexation Area.....	15
Area #4: Central Island Bloomington Annexation Area.....	15
Area #5: South Island Bloomington Annexation Area.....	15

Financial Impact Projections

Township Annexation Area Impacts.....	15 -1
Property Tax Mean and Median.....	1 -1 0
Population Comparison.....	1 1
Median Household Income Comparison.....	1 2

Comparative Data - Bloomington & Other Cites

Property Tax Rates by Population.....	1 3-1 4
Property Tax Rates by Surrounding Cities/Towns.....	1 5-1
Property Tax Rates - Bloomington Compared to Unincorporated Areas.....	1 -1

Revenue Analysis

Revenue Methodology.....	1 -1 0
Revenue Projections - Area #1A: South-West (A) Bloomington Annexation Area.....	1 1
Revenue Projections - Area #1B: South-West (B) Bloomington Annexation Area.....	1 2
Revenue Projections - Area #1C: South-West (C) Bloomington Annexation Area.....	1 3
Revenue Projections - Area #2: South-East Bloomington Annexation Area.....	1 4
Revenue Projections - Area #3: North Island Bloomington Annexation Area.....	1 5
Revenue Projections - Area #4: Central Island Bloomington Annexation Area.....	1
Revenue Projections - Area #5: South Island Bloomington Annexation Area.....	1
Revenue Projections - Combined Bloomington Annexation Areas.....	1

Table of Contents

Area #1A (A) South-West: Revenues Over Costs

Revenues Over Costs.....	1 -1 1
Preliminary Amortization Schedules.....	1 2-1
Projected Non Capital and Capital Costs.....	1 -215
Revenues.....	21

Area #1B (B) South-West: Revenues Over Costs

Revenues Over Costs.....	21 -21
Preliminary Amortization Schedules.....	220-224
Projected Non Capital and Capital Costs.....	225-243
Revenues.....	244

Area #1C (C) South-West: Revenues Over Costs

Revenues Over Costs.....	245-24
Preliminary Amortization Schedules.....	24 -252
Projected Non Capital and Capital Costs.....	253-2 1
Revenues.....	2 2

Area #2 South-East: Revenues Over Costs

Revenues Over Costs.....	2 3-2 5
Preliminary Amortization Schedules.....	2 -2 0
Projected Non Capital and Capital Costs.....	2 1-2
Revenues.....	300

Area #3 North Island: Revenues Over Costs

Revenues Over Costs.....	301-303
Preliminary Amortization Schedules.....	304-30
Projected Non Capital and Capital Costs.....	30 -32
Revenues.....	32

Area #4 Central Island: Revenues Over Costs

Revenues Over Costs.....	32 -331
Preliminary Amortization Schedules.....	332-33
Projected Non Capital and Capital Costs.....	33 -355
Revenues.....	35

Area #5 South Island: Revenues Over Costs

Revenues Over Costs.....	35 -35
Preliminary Amortization Schedules.....	3 0-3 4
Projected Non Capital and Capital Costs.....	3 5-3 3
Revenues.....	3 4

Table of Contents

Parcel List

Parcel List/Tax Impact.....	3 5
-----------------------------	-----

Tax Bill Impact Projections - Parcel List

Area #1A: South-West (A) Bloomington Annexation Area.....	3 -422
Area #1B: South-West (B) Bloomington Annexation Area.....	423-4 1
Area #1C: South-West (C) Bloomington Annexation Area.....	4 2-4 4
Area #2: South-East Bloomington Annexation Area.....	4 5-513
Area #3: North Island Bloomington Annexation Area.....	514-51
Area #4: Central Island Bloomington Annexation Area.....	51 -51
Area #5: South Island Bloomington Annexation Area.....	51 -522

Tax Cap (Circuit Breaker) Impact Projections - Parcel List

Area #1A: South-West (A) Bloomington Annexation Area.....	523-5 3
Area #1B: South-West (B) Bloomington Annexation Area.....	5 4- 1
Area #1C: South-West (C) Bloomington Annexation Area.....	1 - 21
Area #2: South-East Bloomington Annexation Area.....	22- 1
Area #3: North Island Bloomington Annexation Area.....	2- 5
Area #4: Central Island Bloomington Annexation Area.....	-
Area #5: South Island Bloomington Annexation Area.....	- 2

Introduction:

INTRODUCTORY STATEMENT FROM MAYOR JOHN HAMILTON

Annexation is how a city expands its boundaries to accommodate a growing community and to deliver high quality services and infrastructure in urbanized areas. Annexation incorporates property that is currently located outside but next to the City's boundaries into the City proper. Bloomington has continuously expanded our boundaries since 1818, when we began with six square blocks, to our 23 square miles today. But since annexation essentially paused in 2004, population and development have surged outside of the city limits, indicating the need to consider how to "right size" the city again, to accommodate the true extent of the community. Our predecessors in city and county governments have long considered much of the currently proposed areas to be annexed as likely future city land, evident in Monroe County's designation of "Bloomington Urbanizing Areas" in its 2012 Comprehensive Plan, as well as the "Areas Intended for Annexation" and "Two-Mile Fringe" maps also employed in recent years.

This Fiscal Plan outlines how an annexation would work -- its impact on individuals and institutions, both financially and in terms of services. The attached Plan details services the City will provide to annexation areas, including costs, financing methods, timing and extent. The Plan also details impacts to the City, annexation area residents, and other taxing entities in the County, like county government, the school system, the library and more. The City plans for the annexation(s) to be effective as of January 1, 2024, which means the fiscal impacts - such as impacts on property tax bills - will not occur until 2025 at the earliest.

There are now seven separate areas proposed for annexation. The Fiscal Plan analyzes each area separately, and combined, to show the provision of services, costs, and revenues. Additionally, the City has added a parcel-by-parcel analysis to show individual impacts in the potential annexation areas. This Plan commits to providing non-capital services such as police protection and fire protection (where allowed by law) within one year, and capital services, such as street construction, lighting, and sewer/stormwater facilities, within three years, to annexation areas, separately and combined. All services will be provided to annexed residents in a manner equivalent to the way services are provided to areas already in the city.

The Plan highlights several important points:

- The City will invest significantly in the areas proposed for annexation, including plans for new parks, upgraded playing fields, trail connections, and enhanced services such as road improvements to facilitate sanitation services, curbside recycling, and safety inspections for rental housing.
- Annexation area residents would first see the financial impact on property tax bills in four years at the earliest, payable in 2025. These areas would begin to receive

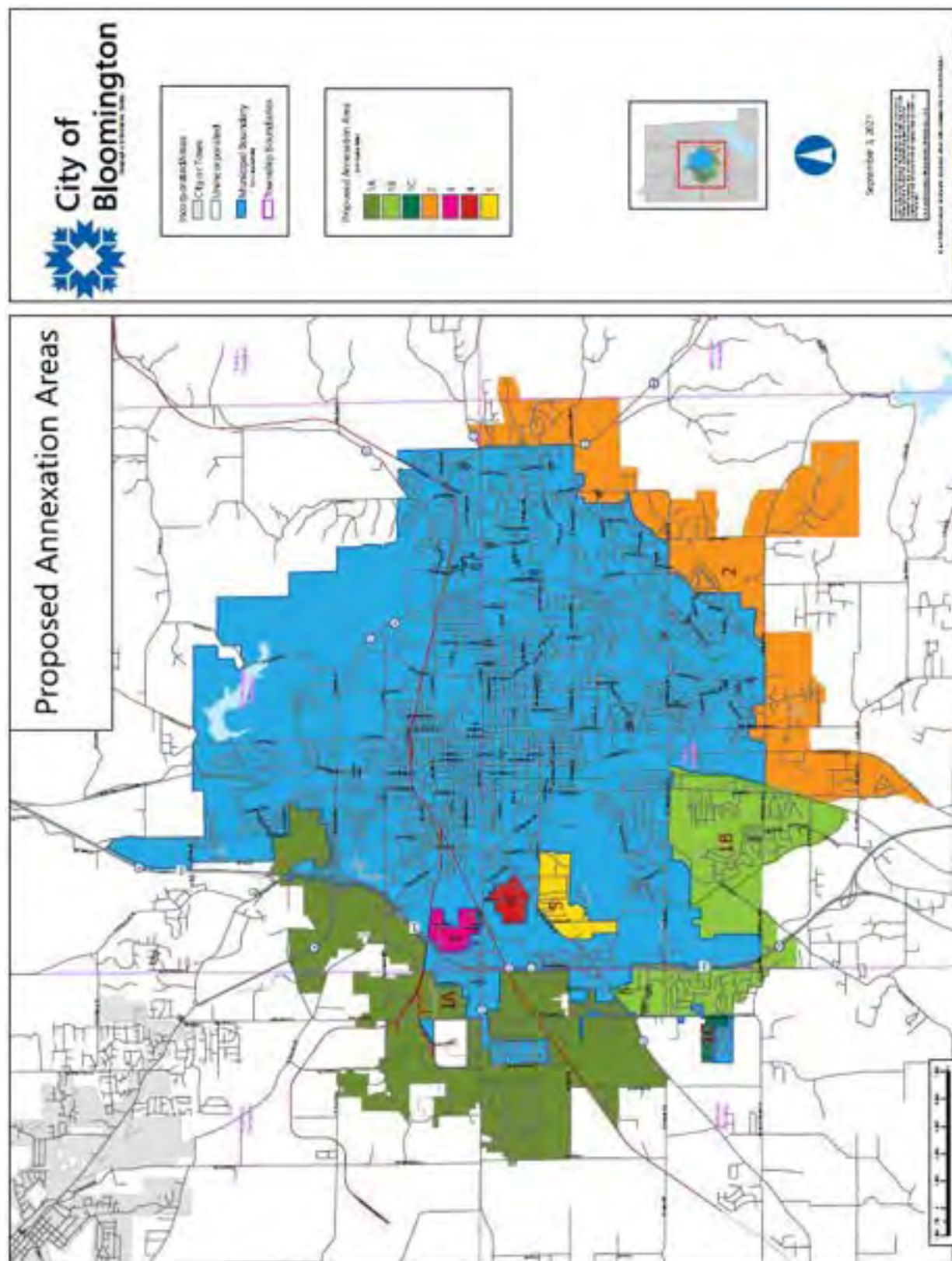


services in 2024, however, before new revenue is realized. Projected property tax impacts net of offsets shows a median annual increase of \$471, average of \$434, across residential parcels in all annexation areas. Taxes for those homeowners over 65 with modest incomes are projected to go down with a median of \$82, average of \$77, in annual savings.

- Other county taxing units -- including the local school corporation and the public library -- may see revenue impacts, mostly due to the State-imposed circuit breaker or “tax caps.” Impacts on the schools and the library should be offset by projected growth in levies and assessed value in Monroe County over the next four years, meaning by the time annexation takes effect, revenue growth should exceed projected losses. Impacts on the county, both from tax caps and allocations of local income taxes, should be mitigated by income, levy and assessed value growth, but just as importantly, the City will assume numerous services in the annexation areas, reducing the County's operating costs. For example, the Plan projects the county will realize a higher revenue-per-street-mile after annexation. In all events, the City intends to work with our partners in the county to manage any such impacts.
- Under a State law passed in 2019, the City may not provide fire services to newly annexed areas that are part of an existing fire district. Instead, annexed parcels in townships, which have joined the Monroe Fire Protection District (MFPD), would continue to receive those services. Their City property tax rate would be reduced by the amount the City charges for fire services, which is 0.125% (or \$0.125 per \$100 of assessed value). Instead that will be replaced with the MFPD tax rate which is currently 0.389% (or \$0.389 per \$100 of assessed value). That net increase in taxes does cause significant tax cap costs for all jurisdictions. If the City were ever required or asked to provide services in those areas, it would be prepared to do so at a tax rate of approximately 0.125%.
- After annexation, tax rates for residents in our community would continue to be among the lowest in Indiana. Of the 21 largest cities in Indiana, Bloomington has the second-lowest combined tax rate, which is not expected to change after annexation.

This Fiscal Plan has been updated from 2017, when the City’s annexation was halted by a State law, which was ruled unconstitutional, and has been further refined as the City has undertaken the public discussion of evaluating the annexation areas and the provision of services. By distributing this most recently revised and updated Plan, the City reaffirms its commitment to provide City services to these areas in a manner that serves the best interest of the Bloomington community. The narrative below summarizes the services and impacts, starting with a map that shows the proposed Annexation Areas.

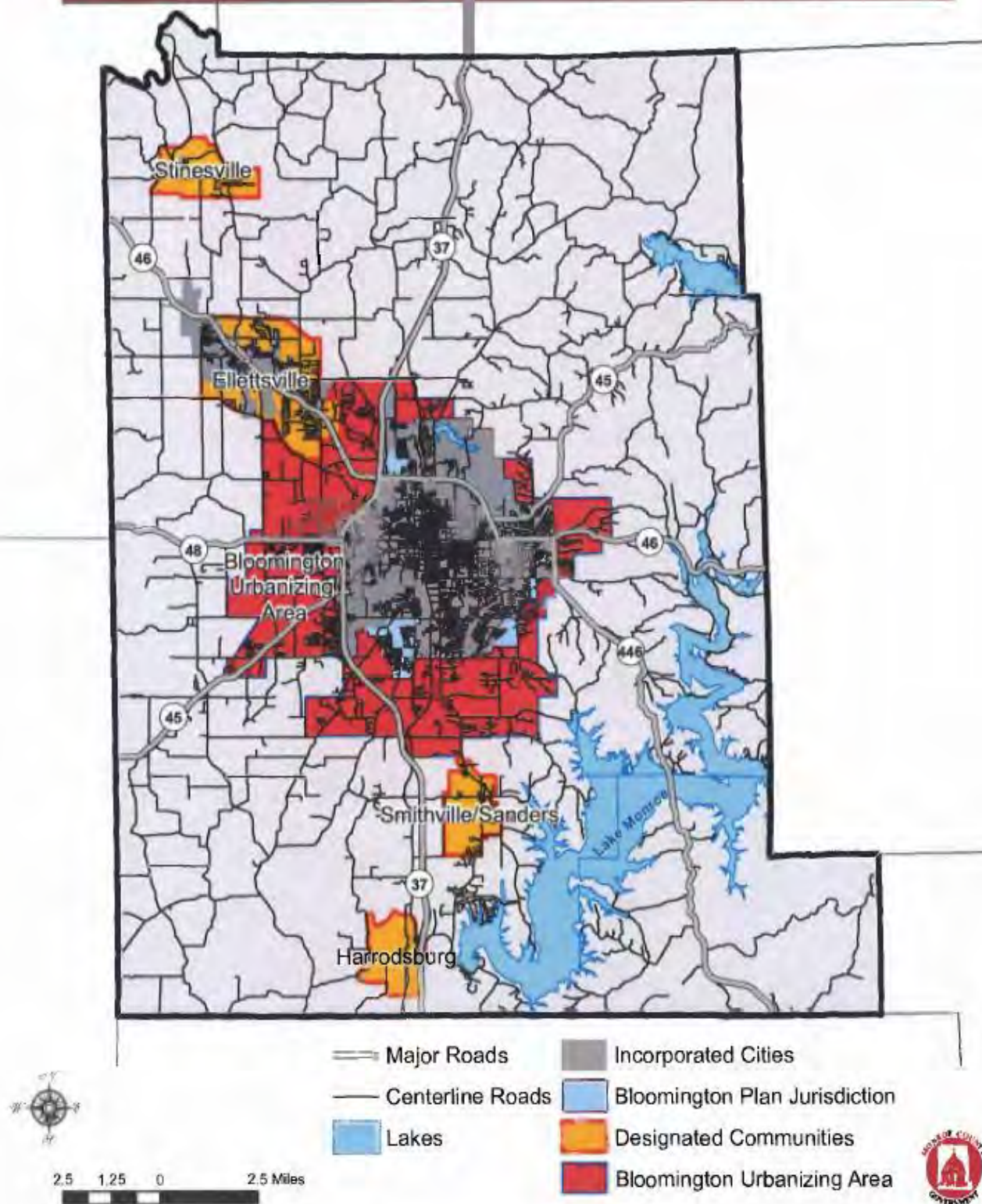


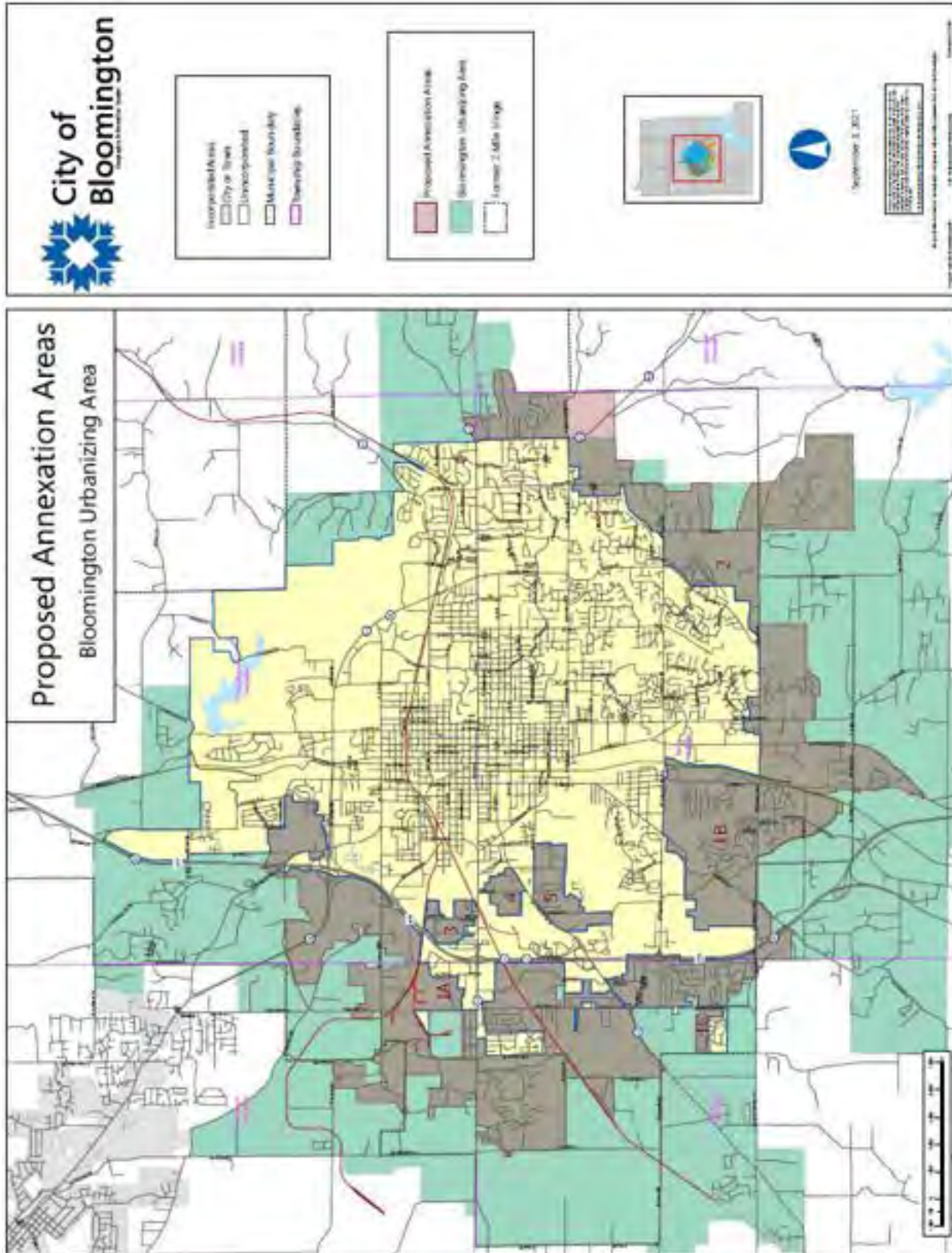


The Monroe County Comprehensive Plan, adopted February 4, 2012, delineates an area known as the Bloomington Urbanizing Area. The proposed annexation areas of the City of Bloomington are well within the boundaries of the Bloomington Urbanizing Area. The following two maps show this area and its relationship to the annexation areas.



Recommended Land Use Plan: Designated Communities- Monroe County, Indiana

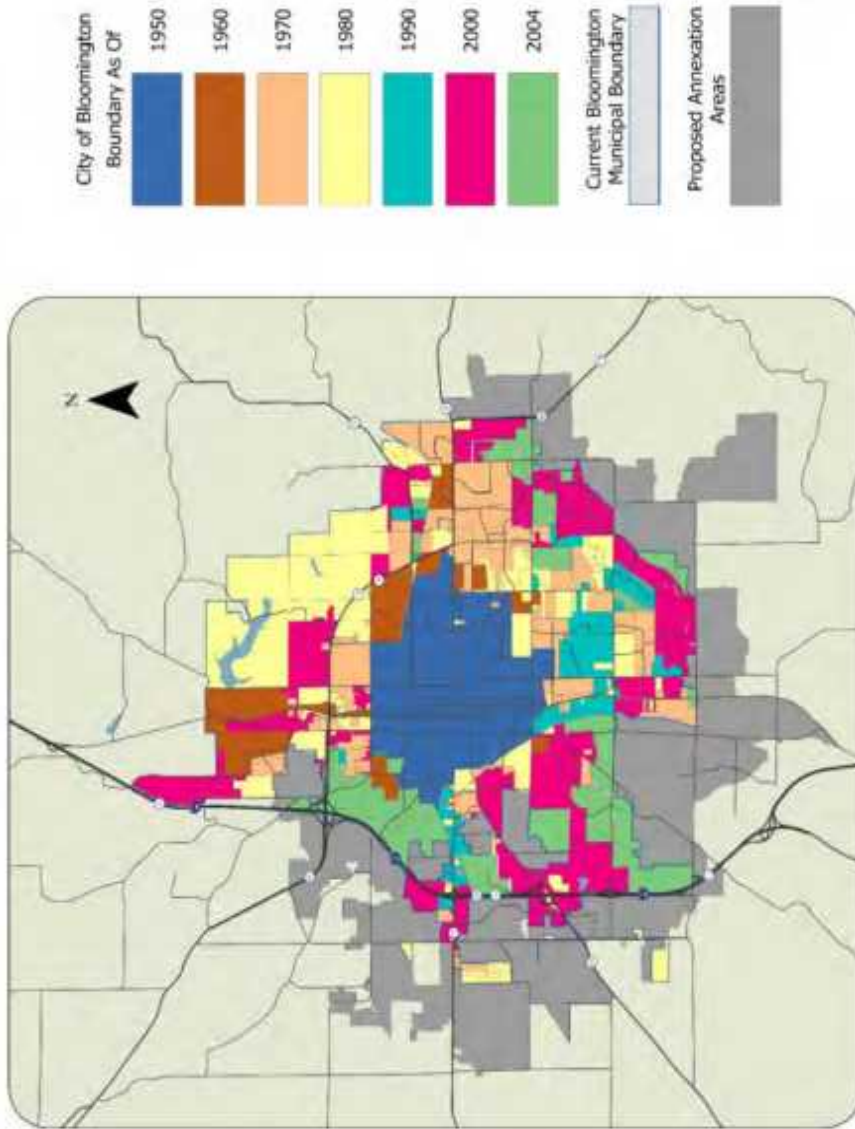




The following map shows the City of Bloomington's municipal boundaries, broken down by decade, from 1970 to 2010. The map reveals that in 1990 the City contained 85% of the urbanized area population in Monroe County and in 2014 that number dropped to 73%. The proposed annexations would bring the the City of Bloomington to 88% of the Monroe County urbanized area population.



Bloomington Incorporated Area 1950 to Today



Year	Census Population
1950	28,163
1960	31,357
1970	43,262
1980	52,663
1990	60,663
2000	69,291
2010	80,405
2019	86,630

Source: STATS Indiana

The City of Bloomington has made significant investment in the annexation areas allowing the current development and enabling future development. The City has targeted the annexation areas as areas to service and develop further in the future. The following is a chart showing miles of pipes installed in each of the annexation areas:

Area	Sewer (miles)	Water (miles)	Totals
1A	26.90	34.20	61.10
1B	25.90	24.90	50.80
1C	1.20	1.10	2.30
2	18.90	19.50	38.40
3	0.40	1.30	1.70
4	0.60	1.40	2.00
5	2.80	2.80	5.60
Totals	76.70	85.20	161.90

Contiguity:

Length in Feet	Areas							Total
	1A	1B	1C	2	3	4	5	
Total Length	173,435	68,196	8,042	122,646	12,631	9,711	17,502	412,163
Contiguous Length	69,495	42,884	4,636	37,130	12,631	9,711	17,502	193,989
% Contiguous	40.07%	62.88%	57.65%	30.27%	100.00%	100.00%	100.00%	47.07%

Land Use:

Per Monroe County tax records, and Bloomington GIS, the following are land use by acres in the annexation areas:

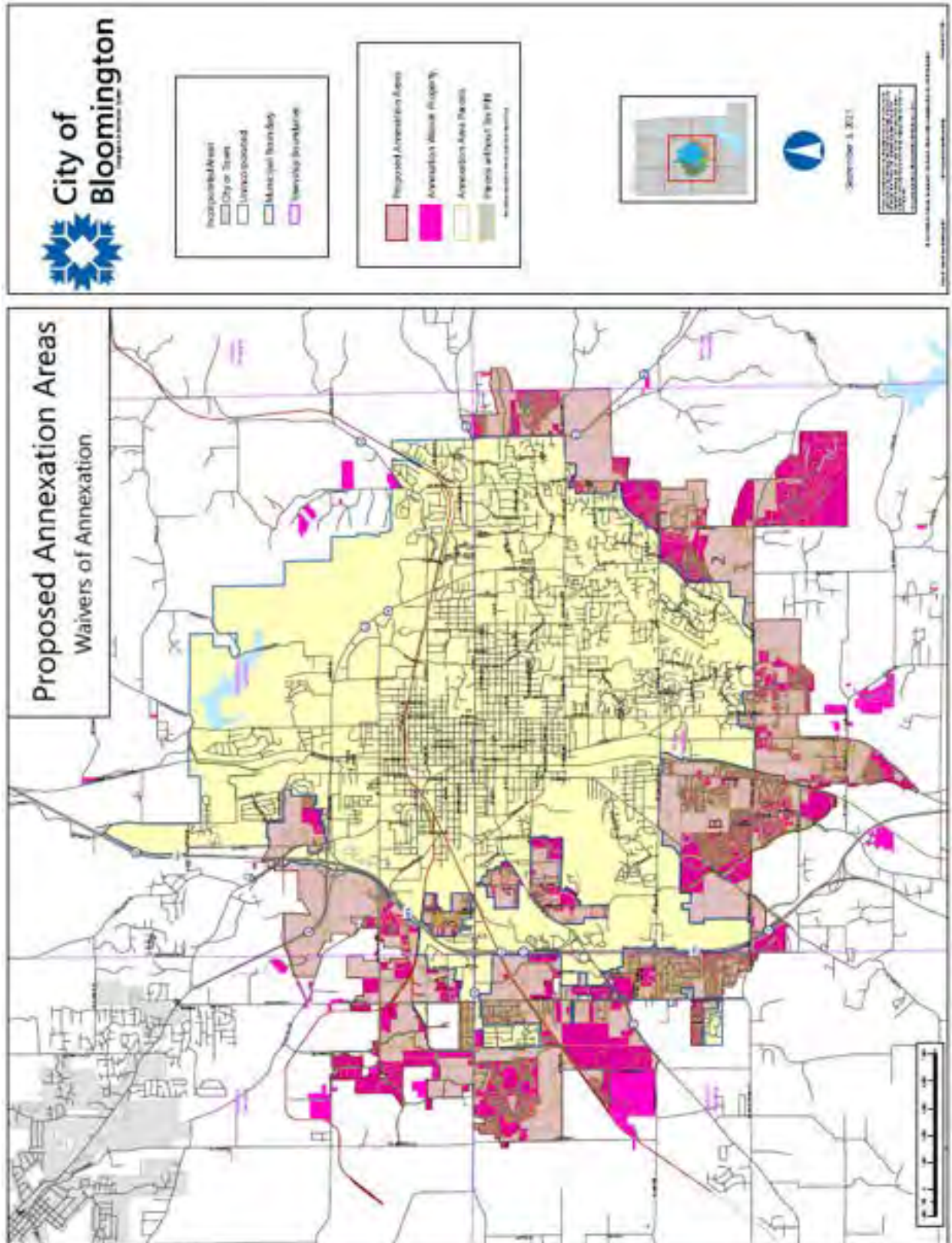
Land Use	Acres							Totals
	1A	1B	1C	2	3	4	5	
Agriculture	1	79	-	94	-	-	-	174
Recreation	18	13	-	1	-	-	-	32
Commercial, Business, Industrial	1,863	511	-	530	2	8	2	2,916
Residential	1,351	1,151	47	2,265	109	84	231	5,237
Total Acres	3,232	1,755	47	2,890	110	93	232	8,359



Sewer Waivers

The City of Bloomington has identified over 3,200 parcels subject to sewer waivers of remonstrance in the proposed annexation areas. Sewer waivers are typically signed by a property owner or developer at the time sewer service is permitted to a property by the City. The waivers require that the property owner (and future owners of the property) agree not to remonstrate against (i.e., not oppose) annexation of the property once it is pursued by the City. That is, the City allowed the development of these areas to occur with the understanding and agreement of the developer or property owner that the City would annex at some point in the future. There are portions of areas where the City provides sewer service but does not have sewer waivers for all the connected properties. Thus, even though the City may not have waivers for all parcels, the areas were still developed as a direct result of the City's services. The following maps show the location of the currently identified waivers in the proposed annexation areas.





Current and Recent Projects in the Annexation Areas Receiving CBU Service:

Annexation Area 1A:

1. Stonelake Park Development
 - a. Location: Stonelake Dr / behind hotel next to Arlington Elementary School
 - b. Status: Development is nearly completed.
 - c. Project: Residential Development
2. Bloomington Self Storage
 - a. Location: NW corner of Curry Pike & Bloomfield Rd (SR 45 W)
 - b. Status: Under Construction – 2021
 - c. Project: Commercial Storage Facility
3. Baxter Bldg C Warehouse
 - a. Location: 927 S Curry Pike
 - b. Status: Construction Completed – 2020
 - c. Project: Commercial/Industrial Warehouse Facility
4. IU Health EMS Headquarters @ North Park
 - a. Location: SW of the intersection at Curry Pike & Lintel Dr (Tract B3, Lot 2)
 - b. Status: Project Approval – April 2021
 - c. Project: Commercial Office/Headquarter Facility
5. Hartstrait Rd Extension
 - a. Location: Road extension that connects Hartstrait Rd to Knapp Rd, Wellness Way, and Daniels Way (Ivy Tech Campus)
 - b. Status: Construction Completed – 2020
 - c. Project: County Road Extension w/ Water & Sewer Infrastructure
6. Profile Parkway Rd Extension
 - a. Location: Profile Pkwy to extend east from Curry Pk to Gates Dr and south to Jonathan Dr
 - b. Status: Construction nearly completed (ETA: June 2021)
 - c. Project: County Road Extension w/ Water & Sewer Infrastructure
7. Vernal Pike Connector
 - a. Location: Sunrise Greetings Ct extension south to meet up with Profile Pkwy.
 - b. Status: Under Construction – 2021
 - c. Project: INDOT (traffic)
8. Karst Farm Greenway, Ph 2
 - a. Location: Liberty Dr, Constitution Way, Curry Pike, Sierra Dr, to existing trailhead off of Gifford Rd
 - b. Status: Under project review – 2021
 - c. Project: County Trail
9. Autovest II on Liberty



- a. Location: 701 S Liberty Dr
 - b. Status: Under project review – 2020
 - c. Project: Commercial Retail
10. Sherwin Williams Co
- a. Location: 410 N Gates Dr
 - b. Status: Construction Completed – 2020
 - c. Project: Commercial Retail

Annexation Area 1B:

1. Baywood @ Clear Creek Estates, Ph 4
 - a. Location: Baywood Dr, Lots 25-41
 - b. Status: Development is nearly completed.
 - c. Project: Residential
2. Fullerton Pike Corridor, Ph 3 (Clearview Dr to Rockport Rd)
 - a. Location: Gordon Pike between Clearview Dr & Rockport Rd
 - b. Status: Under 2020/2021 Review
 - c. Project: INDOT (traffic)
3. Monroe County Public Library – SW Branch
 - a. Location: 900-block of W Gordon Pike
 - b. Status: Under project review – 2021
 - c. Project: Commercial
4. Highlands Parcel E (aka: The Wick / Link's Edge)
 - a. Location: 3000-block of S Rockport Rd, connects to Wickens St
 - b. Status: Under construction – 2021
 - c. Project: Multi-Family Residential Development
5. Hayden Flats @ Haley Farms
 - a. Location: 3009, 3051, 3205 S Rogers St
 - b. Status: Under project review – 2021
 - c. Project: Multi-Family Residential Development

Annexation Area 2:

1. Fullerton Pike Corridor, Ph 2 (Walnut St to Rogers St)
 - a. Location: Gordon Pike between Rogers St & Walnut St (Old SR 37 S)
 - b. Status: Construction Complete
 - c. Project: INDOT (traffic)
2. Holland Fields Subdivision
 - a. Location: 4300 block of S Walnut St Pike & Holland Dr (btwn Holland & Crestline)



- b. Status: Ph 1 & 2 (Infrastructure installed; lots are being built); Ph 3 under construction
 - c. Project: Residential development
- 3. The Lakes PUD
 - a. Location: SE corner of Sare Rd & Rogers Rd (across from Sherwood Oaks Church)
 - b. Status: Ph 1 is complete. Additional phases are planned for future development
 - c. Project: Mixed – Use Development (Commercial, Residential, Multifamily Residential)
- 4. Canada Farms, Parcel E/F, Lot 3 (aka: Creek's Edge, Lot 3 for Rubicon)
 - a. Location: 2755 E Canada Dr
 - b. Status: Construction Completed
 - c. Project: Commercial Office Building
- 5. Evergreen Village
 - a. Location: 3607 Heirloom Dr
 - b. Status: Construction Completed
 - c. Project: Commercial / Multi-family Residential (Assisted Living Facility)
- 6. Sentinel Building
 - a. Location: SE corner of Sare Rd & Canada Dr (Canada Farm, Parcel H)
 - b. Status: Construction Completed
 - c. Project: Multi-family Residential
- 7. German American Bank
 - a. Location: 3930 S Walnut St / Old SR 37 S
 - b. Status: Construction Completed
 - c. Project: Commercial
- 8. Owen County State Bank
 - a. Location: 4020 S Old SR 37
 - b. Status: Project Approved – 2020
 - c. Project: Commercial
- 9. Cedar Springs PUD
 - a. Location: Falls Creek Drive off-of SR 446
 - b. Status: Development is nearly completed
 - c. Project: Single-family Residential Development
- 10. Jackson Creek Trail, Ph 2
 - a. Location(s): High St from Arden Dr to Winslow Roundabout, Elliston Dr to Rhorer Rd, and Rhorer Rd to Sare Rd
 - b. Status: Under Construction – 2021
 - c. Project: Trail
- 11. Derby Pines Subdivision

- a. Location: 4214 S Derby Dr
- b. Status: Under project review – 2021
- c. Project: Single-family Residential Development
- 12. Blind Squirrel Development (aka: Clear Creek Urban/ connects to the Southern Meadows Dev)
 - a. Location: 4831 & 4833 S Rogers St
 - b. Status: Under project review – 2021
 - c. Project: Infrastructure & roadway (may change to include Mixed Use Dev: Commercial, Multi-Family Residential)
- 13. Southern Meadows Development
 - a. Location: E of 4831 S Rogers St
 - b. Status: Under project review – 2021
 - c. Project: Residential Neighborhood (may change to Multi-Family Units)

Annexation Area 3:

- 1. Evergreen & Kimble Dr – MFR
 - a. Location: 2540 & 2546 W Evergreen Dr / NW corner of Evergreen & Kimble Dr
 - b. Status: Construction Completed – 2019
 - c. Project: Multi-Family Residential Development

Annexation Area 4:

- 1. 3rd & Cory – Rimrock Storage Development
 - a. Location: SE corner of 3rd St & Cory Ln (1918 W 3rd, 307 S Cory Ln)
 - b. Status: Construction Completed – 2020
 - c. Project: Commercial Office & Storage Facility



Planning and Transportation

The I-69 Expansion represents a critical stimulus to future economic development for Bloomington. I-69 is known as the North American Highway, ultimately connecting Canada, the US and Mexico. The expansion of this primary national artery will capture increasingly more commercial traffic through Indiana as it connects Evansville to Indianapolis, with a projected corresponding increase in economic development opportunities along the expansion corridor.

The City of Bloomington and large portions of the annexation areas have already experienced significant development over the past seventeen years and I-69 will only compound and speed up this process. The City of Bloomington is the largest urbanized area between Evansville and Indianapolis and is best suited to manage development and growth to provide a diversification of property uses at the proposed interchanges of I-69.

Bloomington has approximately 8.5 miles of the I-69 expansion located inside its corporate boundaries, including five (5) interchanges and four (4) over-passes. As part of the conversion of SR 37 to I-69, the existing, partially controlled, limited access facility was upgraded to having fully controlled access and includes the addition of travel lanes in the north and southbound lanes.

Interchanges (listed south to north):

1. West Fullerton Pike
2. West Tapp Road
3. SR 45/West Bloomfield Road
4. SR 48/West 3rd Street
5. SR 46/SR 45 and SR 46 By-Pass

Overpasses (listed south to north):

1. South Rockport Road
2. West 17th Street/ West Vernal Pike
3. West Arlington Road
4. Northern Kinser Pike

The proposed annexations are collectively intended to enable the City of Bloomington to promote and stimulate controlled economic development along the I-69 expansion, including planning for street infrastructure improvements, for the existing utility expansion to current developments, and for the continued extension of municipal utilities to undeveloped areas.

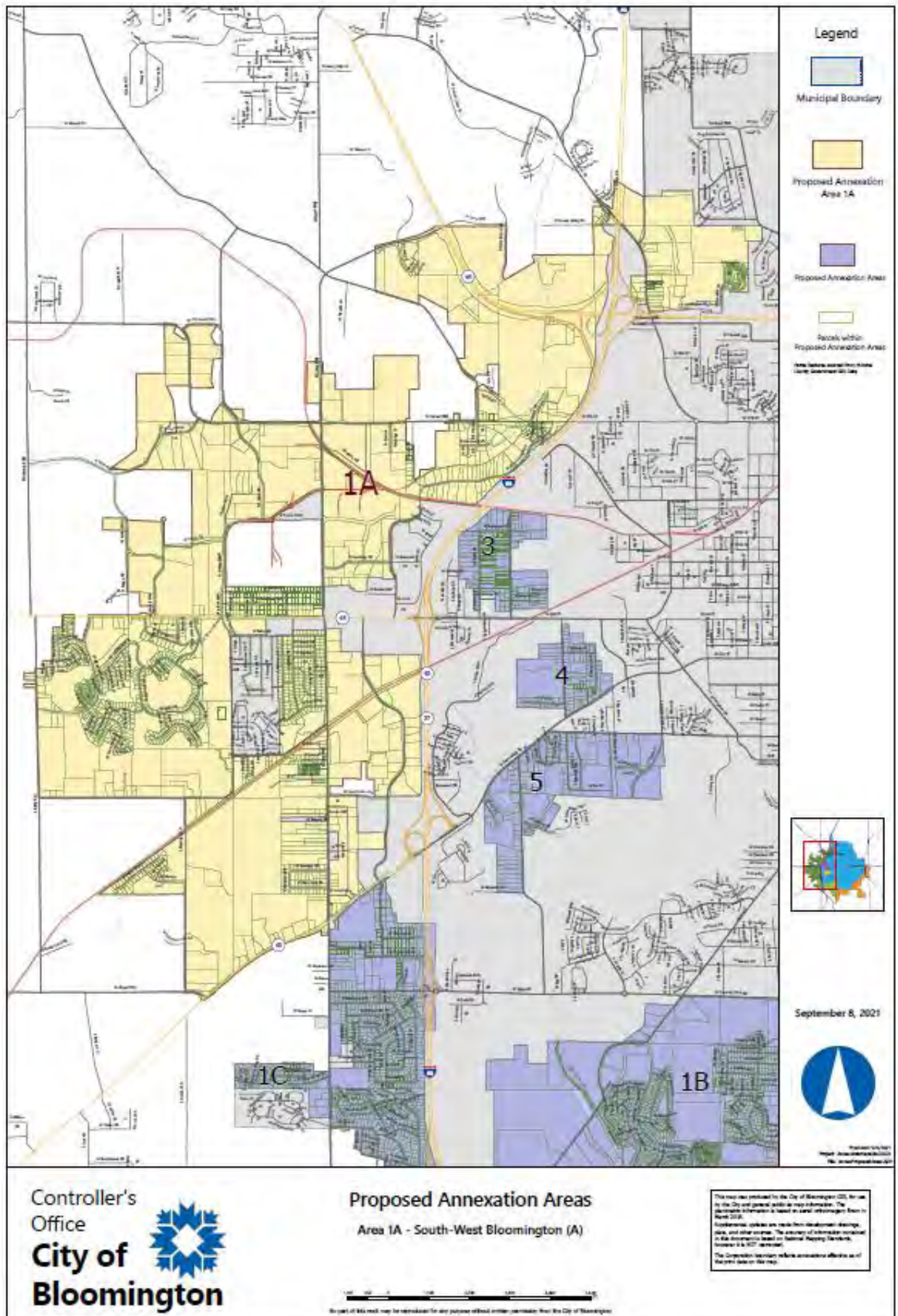


Location:

1. Area 1A (Name – South-West (A) Bloomington Annexation Area) – Includes approximately 3.3 miles of the new I-69. Includes areas along the north-western and western borders of the City of Bloomington.

Township(s): Bloomington, Richland, and Van Buren

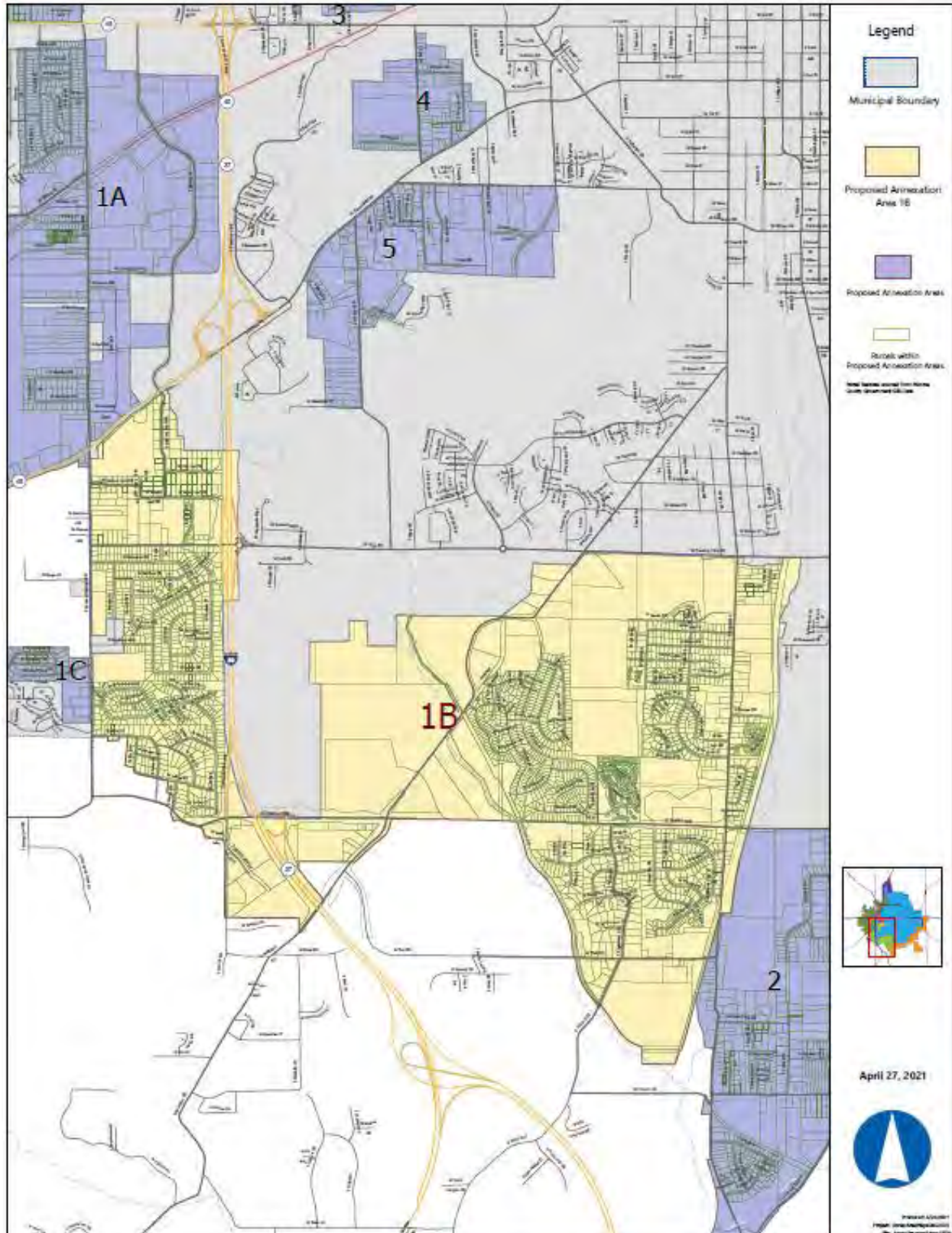




2. Area 1B (Name – South-West (B) Bloomington Annexation Area) – Includes approximately 2.4 miles of the new I-69. Includes areas along the western, south-western, and south-central borders of the City of Bloomington.

Township(s): Perry and Van Buren

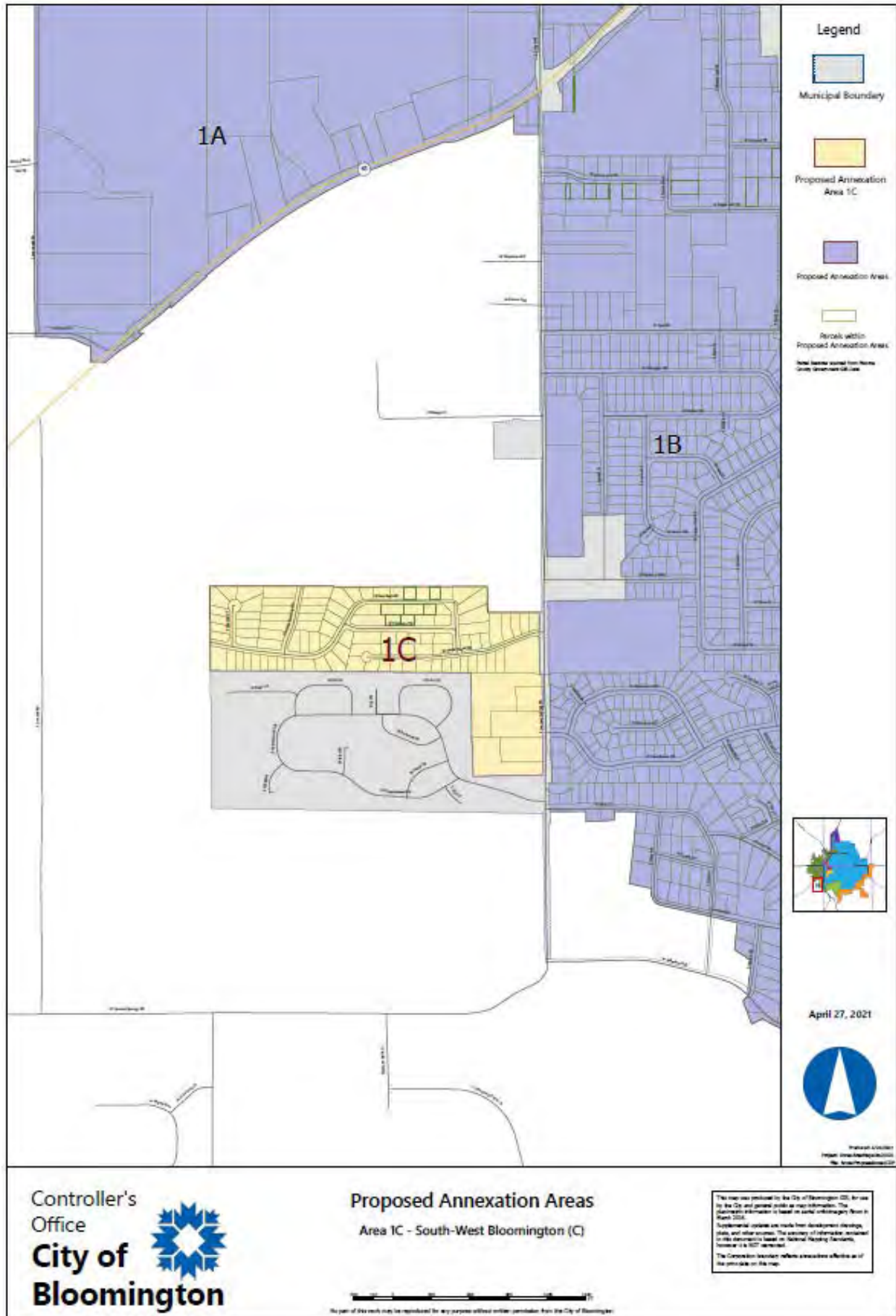




3. Area 1C (Name – South-West (C) Bloomington Annexation Area) – Includes an area along the south-western border of the City of Bloomington.

Township(s): Van Buren

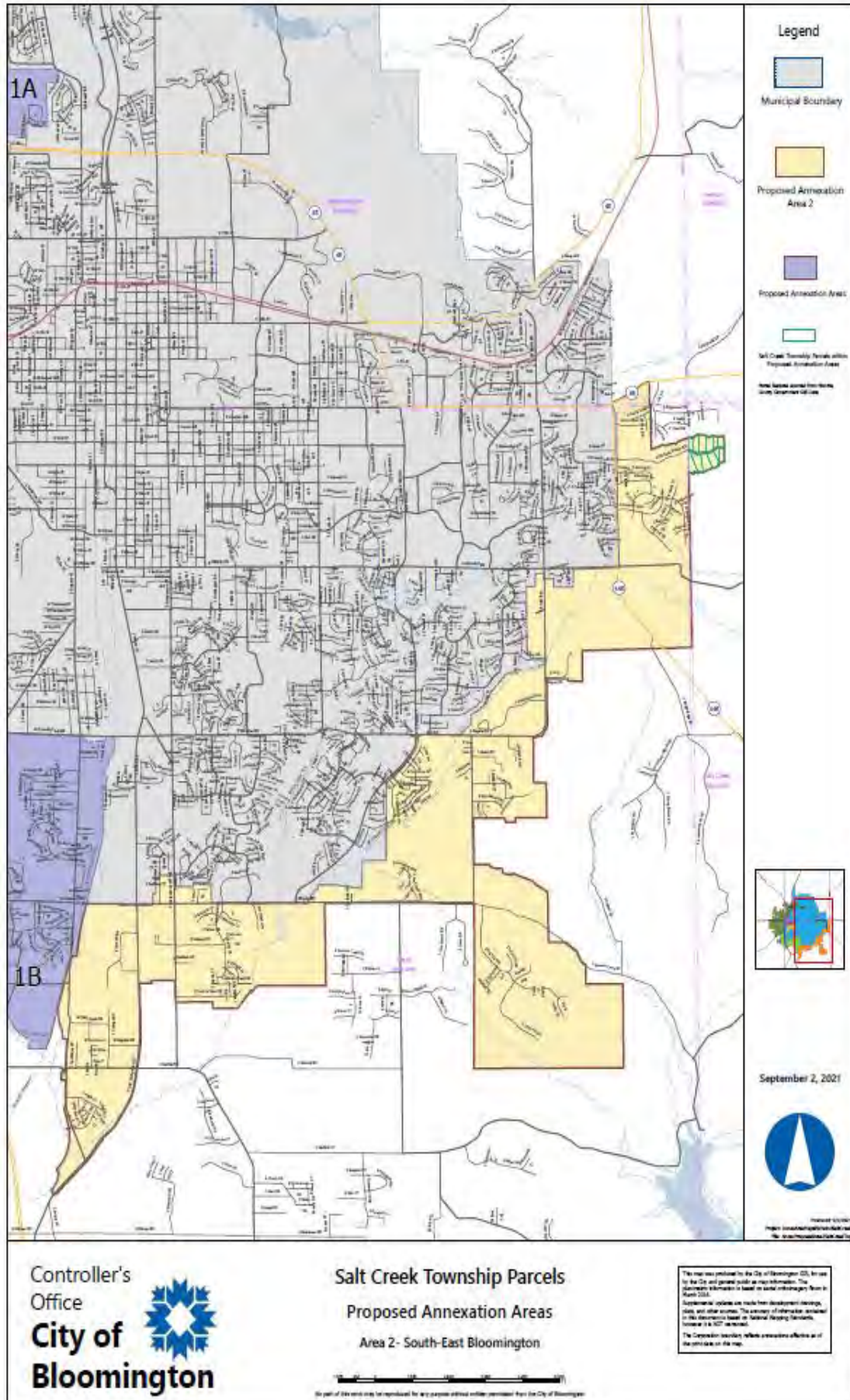




4. Area 2 (Name– South-East Bloomington Annexation Area) - Includes areas along the south-central, south-eastern, and eastern borders of the City of Bloomington.

Township(s): Bloomington, Salt Creek, Perry

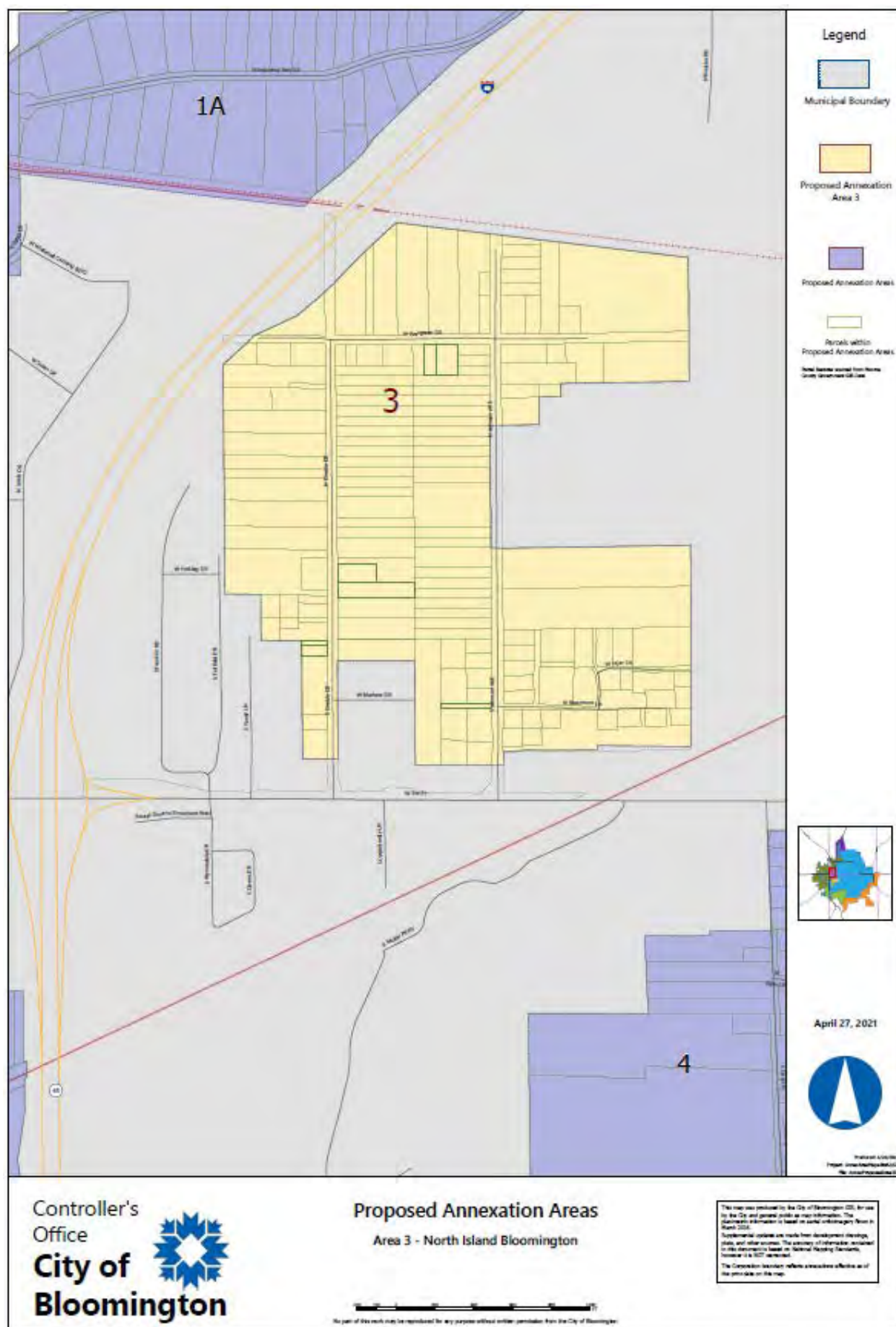




5. Area 3 (Name – North Island Bloomington Annexation Area) - Includes an area 100% inside the Bloomington corporate boundaries.

Township(s): Bloomington

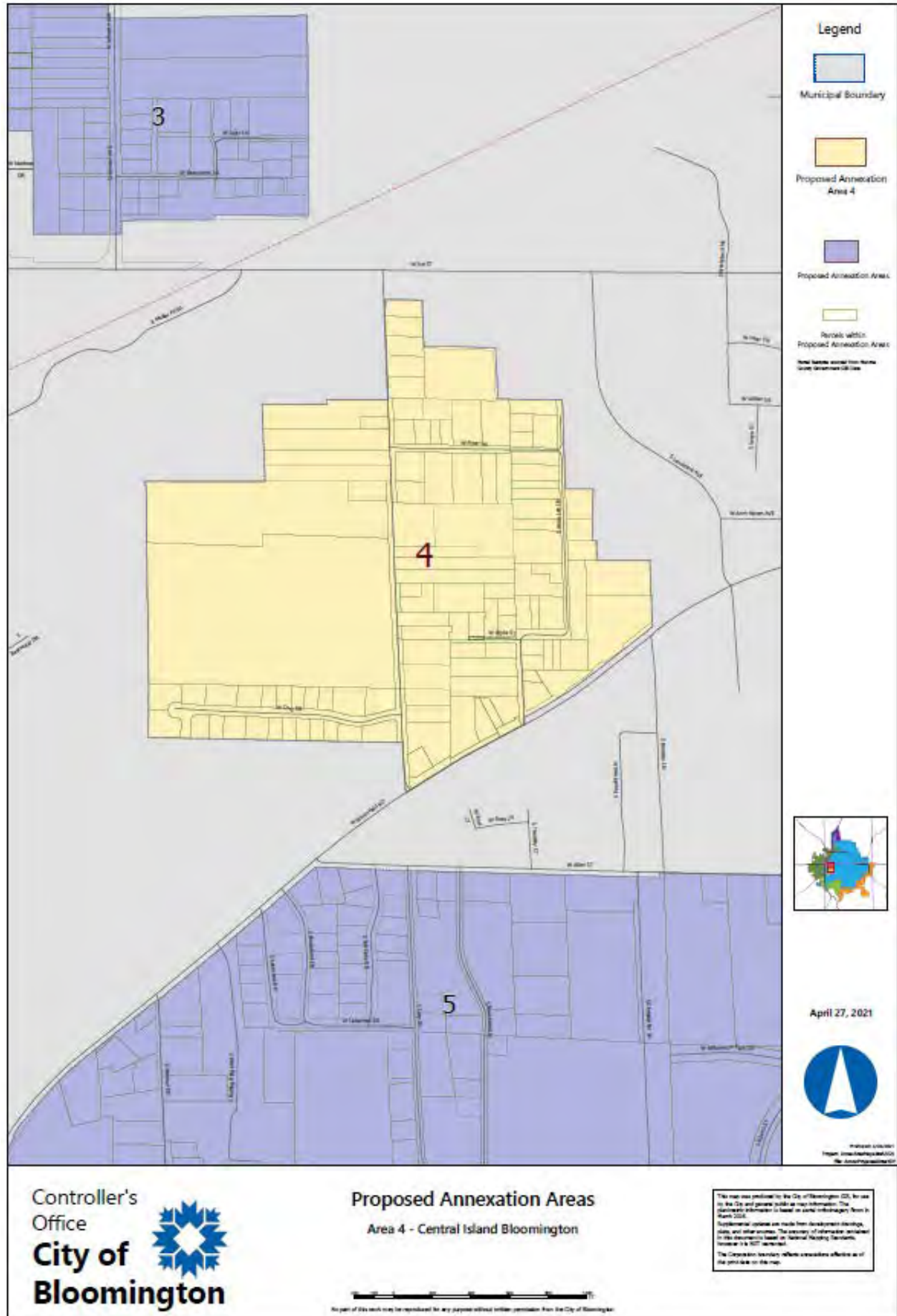




6. Area 4 (Name – Central Island Bloomington Annexation Area) - Includes an area 100% inside the Bloomington corporate boundaries.

Township(s): Perry

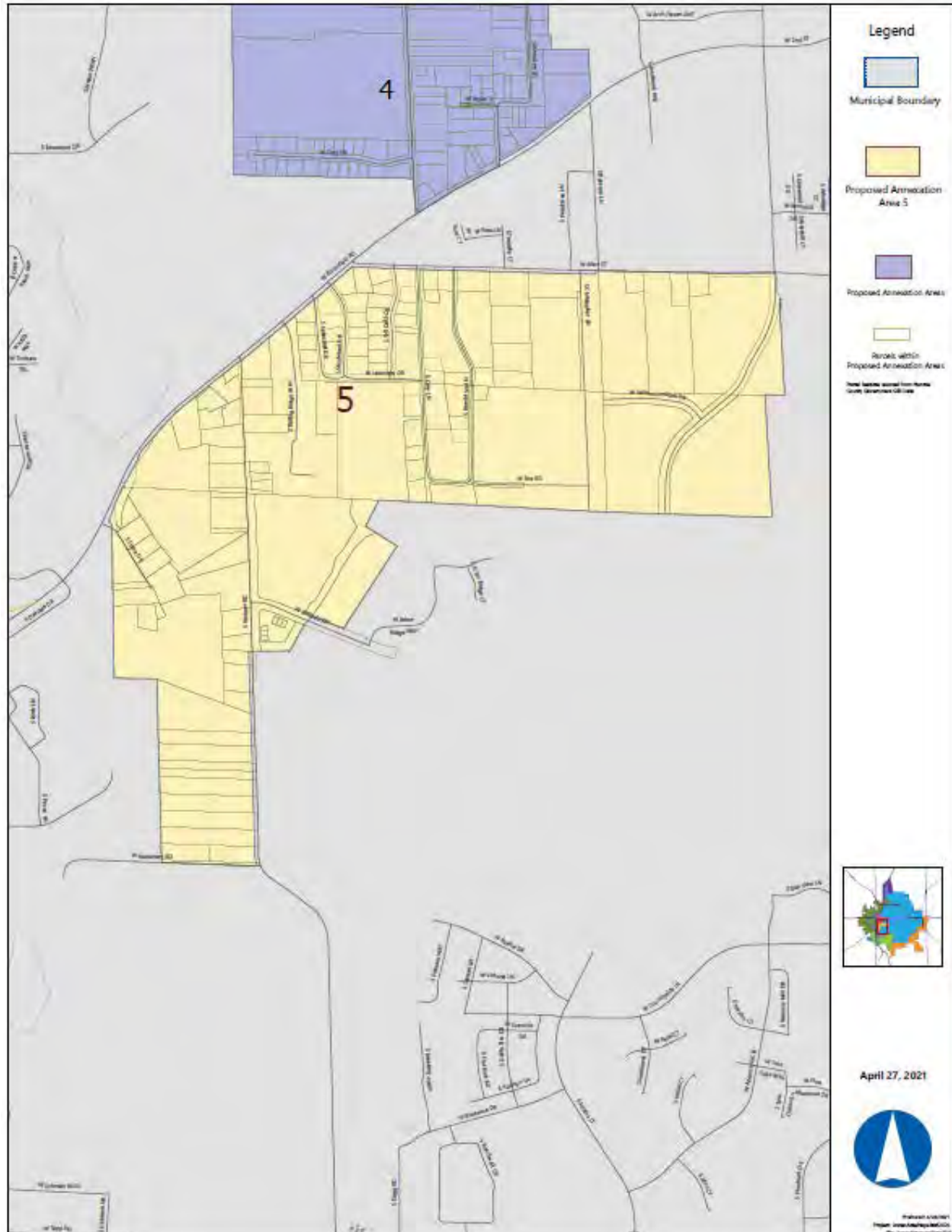




7. Area 5 (Name – South Island Bloomington Annexation Area) - Includes an area 100% inside the Bloomington corporate boundaries.

Township(s): Perry





Basic Data of the Annexation Areas:

Property tax rate information:

Per the Department of Local Government Finance's pay 2021 budget order for Monroe County, the following are taxing district property taxes, and pro forma property tax rates for the proposed annexation areas:

Township	Proposed Annexation Areas	Pay 2021 Unincorporated Taxing District Property Tax Rate	Pay 2021 Incorporated Taxing District Property Tax Rate	Pro Forma Post Annexation Tax Rates (Default Assumption: City Provides Fire Services to Richland & Salt Creek Only)	Pro Forma Post Annexation Tax Rates (Hypothetical Scenario: City Provides Fire to all Annexed Parcels)
Bloomington Township	1A,2,3	1.5403	2.0635	2.2811	2.0171
Perry Township	1B,2,4,5	1.5437	2.0669	2.2845	2.0205
Richland Township	1A	1.7781	2.5450	2.4986	2.4986
Van Buren Township	1A,1B,1C	1.579	2.1022	2.3198	2.0558
Salt Creek Township	2	1.2763	Not Applicable	2.0108	2.0108

NOTE: When Bloomington initiated consideration of the annexation areas in 2017, the City by law would have become the provider of fire protection for any areas that the City ultimately annexed. However, in 2019, while Bloomington's annexations were on hold because of a law enacted by the Indiana legislature that has since been held unconstitutional, the Indiana legislature passed an additional law directing that areas served by the Monroe Fire Protection District ("MFPD") will instead continue to receive fire protection from MFPD and not Bloomington, and also directing that those areas must pay the MFPD fire rate rather than Bloomington's lower fire service rate. As a result, the City understands that all parcels in Bloomington, Perry, and Van Buren Townships will continue to pay the MFPD property tax rate and receive MFPD fire services. Nevertheless, as it was prepared to do in 2017, the City can and would provide fire protection service to all annexed areas if there were ever a change in the law or circumstances that allowed or required the City to provide that service. The table above therefore shows Pro forma Tax Rates under these different alternatives. The City's property tax rate for fire protection would be approximately \$0.1250. MFPD's 2021 fire protection rate is \$0.3890, a difference of \$0.2640.

Per State law, debts incurred by the City continue to be paid by the current City residents only. Likewise, debts incurred by the Townships will continue to be paid exclusively by the current Townships' residents residing outside of the City.



Over-lapping taxing units: The following pages show pro forma post-annexation property tax rates for all taxing units located in the taxing districts listed above.

Taxing Unit	Pro Forma Post-Annex Property Tax Rate Projections (City provides fire to Richland & Salt Creek, MFPD provides fire to all other townships)	
Monroe County	\$	0.3986
Bloomington Township	\$	0.0188
Perry Township	\$	0.0222
Richland Township	\$	0.0291
Salt Creek Township	\$	0.0125
Van Buren Township	\$	0.0575
Bloomington City	\$0.7049 (Non-fire) & \$0.8299 (Fire)	
Bloomington Transportation	\$	0.0359
Monroe County Community School Corporation	\$	0.6142
Richland-Bean Blossom Community School Corporation	\$	1.0854
Monroe County Public Library	\$	0.0920
Monroe County Solid Waste Management	\$	0.0277
Monroe County Fire Protection District	\$	0.3890

Population:

The general population estimates for each proposed annexation area are as follows (population data is based on percentage size of block group, and may be refined further as needed):

	1A	1B	1C	Areas 2	3	4	5	Total
Population Estimate	3,987	4,566	79	3,653	366	420	956	14,027

Road Miles

The approximate road miles for each proposed area are as follows (not including state-maintained roads):

County	1A	1B	1C	Areas 2	3	4	5	Totals
Monroe County	33.01	24.75	0.68	23.96	1.11	1.07	1.80	86.38



Impoundment Funds:

Each of the Ordinances for the Annexation Areas establishes an impoundment fund for purposes of setting aside municipal property taxes imposed in the respective areas for the first three (3) years following annexation that are not used to meet the basic non-capital and capital services for that area as outlined in this fiscal plan. That is, net property taxes in the Impoundment Funds will be invested directly into the Annexation Areas. An Advisory Board will also be established for each Annexation Area, with a majority of the Board comprised of property owners and residents in the Annexation Areas as well as representatives from County and Township government, to provide input and help oversee the use of the Impoundment Funds. Following the annexations, the City will establish an application process for property owners and residents in the Annexation Areas to submit public project requests that may be funded from the Impoundment Funds. Please reference the following table for an estimate of the revenue that may be collected in each Area's Impoundment Fund:

Area:	Combined	1A	1B	1C	2	3	4	5
Page:	80	189	217	245	273	301	329	357

Municipal Services:

Non-Capital Services:

City services of a noncapital nature, including police protection, street and road maintenance, and other noncapital services normally provided within the corporate boundaries, will be provided to the annexed territory within one (1) year after the effective date of the annexation. These services will be provided in a manner equivalent in standard and scope to services provided to areas already within the corporate boundaries regardless of similar topography, patterns of land use, and population density.

Capital Services:

City services of a capital improvement nature, including street construction, street lighting, sewer facilities, water facilities, and storm water drainage facilities, will be provided to the annexed territory within three (3) years after the effective date of the annexation in the same manner as those services are provided to areas already within the corporate boundaries regardless of similar topography, patterns of land use, and population density, and in a manner consistent with federal, state, and local laws, procedures, and planning criteria.



Cost Estimates to Provide Services to the Annexation Areas for each Department:

We worked with City Department heads to determine that the following are reasonably anticipated costs for the City to serve the annexation areas in a manner consistent with services currently provided within the City of Bloomington within one (1) year for non-capital services and three (3) years for capital services of the effective dates of the annexation ordinances. In some cases, Departments can meet this standard by phasing in the costs over a period of years. Just as the City's staffing levels and services can and do fluctuate regardless of annexation, the allocation of resources community-wide can also evolve and develop post-annexation. The City will therefore continually evaluate the needs and priorities of the community regarding the implementation of municipal services City-wide, including to those areas ultimately annexed within the City.

The City anticipates issuing a bond (or series of bonds) for capital costs, payable from the revenue stream from the annexations. The City anticipates issuing the bond(s) within the first three years the annexations become effective and paying back the bond(s) with yearly cash-flow to match asset service life. All capital costs, as follows, may be included in the bond issue(s). In this way, the City will have fund flexibility with capital expenditures, as outlined in the department cost projections once the annexations become effective. Although the City has one year to begin implementing non-capital services, and three years for capital services, the City expects to provide many services immediately upon the effectiveness of the annexations. In 2017, there was some misunderstanding regarding the impact of the bond on estimated property taxes. The bond will not create a new tax rate beyond those contemplated within the Fiscal Plan. Instead, bond payments are incorporated into the estimated net revenue calculations.

Departments:

While the City is proposing several separate annexations, the annexations and the City's provision of services are not occurring in separate vacuums. The City has therefore approached its fiscal planning first as a comprehensive study of the extension of noncapital and capital services to all areas, and corresponding costs and impacts. The City has then separately identified the different annexation areas and attendant estimated costs and revenues per area. This section (pages 35-69) discusses the various services provided by the City by department, the overall estimated additions and increases for each department for servicing all annexation areas, and the timing for providing those services. The detailed breakdown of the overall estimated range of noncapital and capital costs described in the sections for each department are then compiled in spreadsheet form for all departments on pages 73-90. Finally, the detailed breakdown of the estimated range of noncapital and capital costs (by department) for each separate annexation area is set forth, by area, on pages 195 through 382. That is, this fiscal plan is a comprehensive



plan for the entire annexation study area, but also includes separate fiscal planning for each individual annexation area that can be viewed independently.

In some cases the service costs are estimated and allocated based on new anticipated employees and equipment, or fractions of the costs of new employees and equipment, depending on the areas annexed. As with the City's current provision of services, where departments have additional staffing or capital needs that do not warrant a new full-time employee, equipment, etc., the City has the flexibility to address these needs through the reallocation of resources, part-time hires, overtime, renting equipment and space, etc. The City also is anticipated to grow its services organically, regardless of annexation. The City may therefore absorb costs and needs, including for example the fractional cost a new full time employee (or computer) where a new full time employee would not otherwise be needed as a result of an annexation alone, within its budget and resource allocation. Regardless, the City can and will extend capital and non-capital services to any area annexed in the same scope and manner that they are made available with the remainder of the City. Bloomington will be one community in boundaries and services.

Legal Department

The Legal Department Serves the City's legal needs, which range from code drafting and enforcement, to solving citizens' issues, real estate matters, statutory interpretation, litigation, and general advice to the Mayor and City Departments on a broad variety of municipal, state, and federal law issues.

The Legal Department has studied the annexation areas and has determined that the long-term legal needs and issues, which could potentially arise from annexation, will not vary significantly as more areas are annexed. In other words, Legal does not anticipate costs will be able to be allocated directly to Annexation Areas. Rather, Legal expects that it will continue to grow slowly and organically, as it has in the past. Costs will therefore be spread across the entire incorporated net assessed value base.

Regardless, the non-capital services of the Legal Department will be provided in each annexation area within one (1) year and the capital services will be provided in each annexation area within three (3) years after the effective date of the annexation in a manner equivalent in standard and scope to those services provided within the corporate boundaries regardless of similar topography, patterns of land use, and population density. Please reference Legal Department detailed cost estimate data on the following pages:

Area:	Combined	1A	1B	1C	2	3	4	5
Page:	98	207	235	263	291	319	347	375



Controller's Department

The Controller's Department ensures that public tax dollars are utilized in a fiscally responsible manner to provide optimal services to Bloomington residents. The office is involved in the processing of all daily financial transactions of the City. The Department strives to ensure Bloomington's short- and long-term fiscal viability through professional financial and budgetary management and reporting.

The Controller's Department has studied the annexation areas and estimates additional operating costs of one (1) additional employee, at a cost (including benefits) of \$81,955 as well as other operating costs, totaling \$1,093. These costs would likely be incurred proportionally based on the annexation of areas 1A, 1B, 1C, and/or 2, and are therefore allocated to each of those areas based on assessed valuation. The Department does not foresee a need for operational cost increases related to the annexation of Areas 3, 4, or 5.

All cost estimates assume 3% inflationary growth per year. The Department does not anticipate any additional capital costs.

Regardless, the non-capital services of the Controller's Department will be provided in each annexation area within one (1) year and the capital services will be provided in each annexation area within three (3) years after the effective date of the annexation in a manner equivalent in standard and scope to those services provided within the corporate boundaries regardless of similar topography, patterns of land use, and population density. Please reference Controller's Department detailed cost estimate data on the following pages:

Area:	Combined	1A	1B	1C	2	3	4	5
Page:	90	199	227	255	283	311	339	367

Community and Family Resources (CFRD)

The Community and Family Resources Department (CFRD) serves as a resource to individuals, families, and organizations in the Bloomington community, coordinating services, programs and activities that promote an enhanced quality of life and help to build a strong, vital community. Programs, Commissions and Committees provided by CFRD include:

Community and Family Resources Department Programs

- Latino Programs and Outreach
- Safe and Civil City Program



- City of Bloomington Volunteer Network
- Safety, Civility and Justice Initiative
- Helping Bloomington Monroe Online Resource Portal

Community and Family Resources Commissions and Committees

- Commission on the Status of Black Males
- Commission on the Status of Women
- Commission on the Status of Children and Youth
- Council for Community Accessibility
- Dr. Martin Luther King, Jr. Commission
- Commission on Hispanic and Latino Affairs
- Commission on Aging
- Monroe County Domestic Violence Coalition
- Monroe County Nonprofit Alliance
- The Future of Policing Task Force
- Racial Equity Task Force

CFRD has studied the annexation areas and estimates that if all annexations were completed it would add one (1) additional employee, at \$60,000, increase marketing costs by an additional \$8,000, and add new program development costs of \$25,000. All cost estimates assume 3% inflationary growth per year. These costs would likely be incurred proportionally based on the annexation of each of the areas and are therefore allocated to each area based on assessed valuation. The Department does not anticipate any additional capital costs.

Regardless, the non-capital services of CFRD will be provided in each annexation area within one (1) year and the capital services will be provided in each annexation area within three (3) years after the effective date of the annexation in a manner equivalent in standard and scope to those services provided within the corporate boundaries regardless of similar topography, patterns of land use, and population density.

Please reference CFRD detailed cost estimate data on the following pages:

Area:	Combined	1A	1B	1C	2	3	4	5
Page:	89	198	226	254	282	310	338	366



Parks Department

The Parks and Recreation Department provides essential services, facilities, and programs necessary for the positive development and well-being of the community through the provisions of parks, recreation services, trails, nature preserves, and recreational facilities. The Department manages 2,342 acres of property, is responsible for over \$84 million in city assets and offers over 300 sports and recreation programs annually.

The Bloomington Parks Department is a major community asset that repays residents' investment every day. Thanks to the Department's facilities, land, and programs, residents enjoy higher property values, improved neighborhoods, and enhanced lives and job performance as they exercise, play, and relieve stress in a greener and more beautiful and sustainable urban environment. As a sign of the Department's commitment to serving Bloomington, it is one of only four park departments in the State of Indiana to be accredited by the National Recreation and Park Association's Commission for Accreditation of Parks and Recreation Agencies (CAPRA). Achieving this status indicates that the Department has met national standards of best practices for providing high quality services and experiences. The primary activities are:

- Operations – Parks, Facilities, and Trail Maintenance
 - Maintenance and development for 34 public parks – avg 1 million users/year
- Landscaping
 - Maintenance of 2,300 acres of public property & 300,000 sq ft of formal areas
- Urban Forestry
 - Protection and enhancement of urban forestry
- Natural Resources
 - Preservation of natural resources (i.e. Griffy Lake Nature Preserve, Wapehani Park, Leonard Springs) and environmental education programs
- Cemeteries
 - Maintenance of 4,484 grave sites and cemetery structures & grounds

The Bloomington Parks Department manages 2,342 acres of parkland and offers hundreds of programs for Bloomington residents of all backgrounds, ages, and abilities. The Department is responsible for the operation of numerous facilities and parks, including the Twin Lakes Recreation Center, Bryan Park Pool, Winslow Sports Park, Frank Southern Ice Arena, Cascades Golf Course, and Switchyard Park, as follows:

- a. 38 miles of trails
- b. 2 outdoor pool facilities
- c. 1 (27 hole) golf course
- d. 1 ice arena



- e. 19 park shelters
- f. 28 playgrounds
- g. 3 recreation/community centers
- h. 2 skate parks
- i. 1 theatre
- j. 26 basketball courts
- k. 16 tennis courts
- l. 2 volleyball courts
- m. 16 ball diamonds
- n. 1-disc golf course
- o. 2 dog parks
- p. 3 bocce ball courts
- q. 4 outdoor fitness stations
- r. 1 mountain bike park
- s. 1 nature preserve
- t. 3 community garden sites
- u. 1 spray pad
- v. 2 outdoor stages
- w. 1 event pavilion
- x. 8 pickleball courts

Park Classification	Current Acres
Urban Mini-Parks	6.81
Neighborhood Parks	69.67
Community Parks/ Sports Parks/Golf Course	683.77
Nature Preserves	1,322.48
Multi-Use Trails	158.45
Dog Parks	18.50
Cemeteries	29.99
Undeveloped Land	36.91
Facility Acreage Not Currently Parks	15.42
Total Acres	2,342.00

Recreational Services

Recreational Services provides programs, community events, and services for the Department. These include Community Events that feature an eclectic mix of cultural and outdoor activities as well as year-round events that provide employment, education, and a sense of community. Examples of some of these programs and events include:

- After School Programs



- Community Gardens
- Drool in the Pool
- Farmers' Market
- Fourth of July Parade
- Kid City camps
- Preschool programs
- Senior Expo and Children's' Expo
- Youth Break Days
- Performing Arts Series
- Summer food service program
- Affair of the Arts

Sports Services

The Sports Services division provides formal and informal sports programs and services for youth and adults. Activities are held at Department administered facilities. The Sports Services division also works with local organizations that utilize Department facilities for programs that are not administered by the Department. Activities include programs such as:

- Youth Baseball Partnership
- Blades Hockey
- Figure Skating
- Indoor Soccer
- IU Hockey
- Adult Softball
- Swim Lessons
- Ice Skating Lessons

The City and Parks Department already provides many parks services to the annexation areas, and the City believes that the annexation areas can be and are served with existing parks facilities. Nevertheless, the Parks Department has studied the annexation areas and following annexation, the City proposes to make additional capital investments in park facilities including new parks/enhancements and new trails/enhancements. The estimated proposed capital park facility expenditures for all areas combined is approximately \$3.2 million to \$7.9 million.

The final location and specific capital improvements will be determined as part of an ongoing discussion with annexed residents and landowners, with construction anticipated to begin in the first three years following the effective date of the annexations. While costs may vary and be impacted by land availability and acquisition costs, the following chart



menu shows various estimated cost options for trails and parks (variations and estimates of future projects are based on existing infrastructure and comparative costs) that may be included as a part of the City's investment:

City of Bloomington - Annexation: Parks & Trails Capital Expense Analysis	
Facility Type/Description	Estimated Cost per Mile
MULTI USE TRAILS	
12 ft. wide trail: <i>Rail to trail conversion (asphalt with 2' wide graded stone shoulders, minimal grading and drainage improvements)</i>	\$ 800,000.00
12 ft. wide trail: <i>varied terrain (asphalt with 2' wide graded stone shoulders, moderate grading and drainage improvements)</i>	\$ 1,200,000.00
12 ft. wide trail: <i>varied terrain including bridge over roadway or small stream (asphalt with 2' wide graded stone shoulders, moderate grading and drainage improvements)</i>	\$ 1,500,000.00
Facility Type/Description	Estimated Cost per Acre
PARKS	
Neighborhood Park (5-10 Acres)	
<i>Playground, shelter, walking trails</i>	\$ 350,000.00
<i>Playground, shelter, walking trails, splash pad, parking</i>	\$ 525,000.00
Community Park (10-50 acres)	
<i>Parking and ballfields</i>	\$ 220,000.00
<i>Parking, ballfields, concessions, bleachers, playground, etc.</i>	\$ 350,000.00
Regional / Large Urban Park (50+ acres)	
<i>Playground, shelter, walking trails, habitat restoration, parking</i>	\$ 130,000.00
<i>Playground, spray pad, shelter, walking trails, game courts, fitness stations, restrooms, lighting, habitat restoration, parking, etc.</i>	\$ 525,000.00
Nature Preserve (Variable size)	\$ 65,000.00

Capital Assigned to Annexation Areas

Area	Parks, Trails, and/or Enhancements	
	Min	Max
1A	\$ 1,233,468	\$ 2,720,795
1B	\$ 766,908	\$ 1,979,540
1C	\$ 14,904	\$ 38,470
2	\$ 973,944	\$ 2,513,940
3	\$ 30,132	\$ 77,776
4	\$ 26,244	\$ 67,740
5	\$ 194,076	\$ 500,948
Total	\$ 3,239,676	\$ 7,899,210

In addition, the Impoundment Funds may be used for additional capital expenditures for parks and recreation facilities in the respective annexation areas above the City's initial commitment.

The Parks Department anticipates the following additional operational costs if the annexations are completed:

- Seasonal employees (2 min to 8 max) @ \$36,303 each
- Full time staff (1) @ \$47,315, each
- Facilities and Grounds Labor @ \$25,280 min to \$75,924 max
- Supplies for Grounds/Facilities @ \$10,146 min to \$30,438 max
- Miscellaneous @ \$2,280 min to \$6,840 max

These costs would likely be incurred proportionally based on the capital expenditures outlined above and are therefore allocated to each area based on each areas proportionate share of the proposed capital costs.

Regardless, the non-capital services of the Park Department will be provided in each annexation area within one (1) year and the capital services will be provided in each annexation area within three (3) years after the effective date of the annexation in a manner equivalent in standard and scope to those services provided within the corporate boundaries regardless of similar topography, patterns of land use, and population density.

Please reference Parks Department detailed cost estimate data on the following pages:

Area:	Combined	1A	1B	1C	2	3	4	5
Page:	100	209	237	265	293	321	349	377



Human Resources Department

The mission of Human Resources is to establish innovative, best practices in human resources management, and to create a positive, productive and inclusive work environment that attracts, retains, and develops talent in order to accomplish organizational goals. The department does this by implementing effective recruitment strategies; offering programs to increase employee engagement; managing systems to improve performance and promote employees' professional development; advising leaders on management issues and organizational development; providing services related to benefits and payroll functions; and maintaining systems to remain compliant with federal and state laws.

The costs and needs of the HR Department are largely related to the City's workforce growth. For example, while annexation itself does not directly impact the HR Department, hiring additional personnel generally increases HR work related to the hiring and onboarding process, additional employees will increase the number of employee requests and the amount of data the Department inputs and manages, and personnel increases raise the demand for services related to issues such as worker's compensation and other leave administration as well as benefits information that the Department collects, audits, manages, and processes.

The HR Department has studied the proposed additional staffing of the other departments based on the proposed annexations, and estimates the following additional operating costs if all areas are annexed:

- Hiring manager (1) @ \$82,000
- Administrative assistant (0.4) @ 17,000
- Training/Dues (for new hires) @ \$790
- Supplies (for new hires) @ \$500 min to \$1000 max

All cost estimates assume 3% inflationary growth per year.

In addition, the Department anticipates corresponding new computer(s) and office equipment, to equip new hires, ranging from \$2,500 to \$5,000.

These costs would likely be incurred proportionally based on the staffing additions of the other City Departments. Costs are therefore allocated to each annexation area based on each Area's proportionate share of the proposed new staffing hires.

Regardless, the non-capital services of the HR Department will be provided in each annexation area within one (1) year and the capital services will be provided in each annexation area within three (3) years after the effective date of the annexation in a



manner equivalent in standard and scope to those services provided within the corporate boundaries regardless of similar topography, patterns of land use, and population density.

Please reference Human Resources detailed cost estimate data on the following pages:

Area:	Combined	1A	1B	1C	2	3	4	5
Page:	96	205	233	261	289	317	345	373

Office of the Mayor

The Mayor is the elected Executive of the City of Bloomington. The Mayor appoints the various Department Heads and makes appointments to various boards and commissions. The Mayor proposes the annual City Budget. The Mayor has the authority to approve or veto City Council ordinances. The Mayor enforces the ordinances of the City of Bloomington and the statutes of the State of Indiana.

The Office of the Mayor has studied the annexation areas and expects that if all areas are annexed the Department would hire one (1) additional employee @ \$150,000 (includes benefits and health insurance), assuming 3% inflationary growth in costs per year. The Department does not anticipate a need for additional capital costs. These costs would likely be incurred proportionally based on the annexation of each of the Areas and are therefore allocated to each area based on assessed valuation.

Regardless, the non-capital services of the Office of the Mayor will be provided in each annexation area within one (1) year and the capital services will be provided in each annexation area within three (3) years after the effective date of the annexation in a manner equivalent in standard and scope to those services provided within the corporate boundaries regardless of similar topography, patterns of land use, and population density.

Please reference the Office of the Mayor detailed cost estimate data on the following pages:

Area:	Combined	1A	1B	1C	2	3	4	5
Page:	99	208	236	264	292	320	348	376



Public Works Department

The City of Bloomington Public Works Department provides a wide range of services that will improve the quality-of-life for the residents of the annexation areas.

The Public Works Department has six (6) divisions: Administration, Animal Control, Facilities Maintenance, Fleet Maintenance, Street, and Sanitation.

1. Administration Division.
 - a. The Administration Division has studied the annexation areas and determined the need to install 360 new streetlights and take over 93 existing streetlights.
 - b. The Division also projects the annexation areas would require one additional full-time employee who would be a Deputy Director.
2. Animal Control Division
 - a. The Animal Care and Control Division has employees working 24 hours a day, 7 days a week. Therefore, the City can respond immediately to a vicious or injured animal. In contrast, Monroe County only provides animal control 8 AM to 5 PM Monday through Friday.
 - b. The Animal Control Division has studied the annexation areas and projects the annexation areas, if all are annexed, would justify two (2) additional full-time employees, a full-time secretary, along with equipment and other operating expenses. The Division would also anticipate one (1) additional vehicle. The Department has allocated costs to each Annexation Area based on the number of parcels and the subsequent increase to population. These numbers were used to determine the number of potential annual Animal Control calls, animal intake, and lost revenue from the change to the standing interlocal agreement, based on a comparison to the existing Animal Control Operations, as follows:



	Area 1A	Area 1B	Area 1C	Area 2	Area 3	Area 4	Area 5	All Areas
Statistics								
Est. Population Increase	3,987	4,566	79	3,653	366	420	956	14,027
Percent of total population	28%	33%	1%	26%	3%	3%	7%	100%
Potential annual Animal Control Calls	117	134	2	107	11	12	28	411
Potential annual Animal intake	103	118	2	94	9	11	25	363
Cost Estimates								
Potential Lost revenue from interlocal	\$ 33,349.50	\$ 38,192.58	\$ 660.80	\$ 30,555.74	\$ 3,061.43	\$ 3,513.12	\$ 7,996.52	\$ 117,330
Animal Control Officers	\$ 41,034.24	\$ 46,993.31	\$ 813.07	\$ 37,596.71	\$ 3,766.88	\$ 4,322.64	\$ 9,839.16	\$144,366
Secretary - To focus on dispatch of officers	\$ 10,709.50	\$ 12,264.76	\$ 212.20	\$ 9,812.34	\$ 983.11	\$ 1,128.16	\$ 2,567.92	\$37,678
Total Cost Estimate	\$ 85,093.24	\$ 97,450.65	\$ 1,686.07	\$ 77,964.79	\$ 7,811.42	\$ 8,963.92	\$ 20,403.60	\$ 299,374

3. Facilities Maintenance Division

- a. The Facilities Maintenance Division has studied the annexation areas and the estimated facility costs of the other Departments, and estimates the annexation areas in total would justify one (1) additional Maintenance/Custodian employee, assuming 3% cost inflation per year, and one additional utility vehicle. These costs would likely be incurred proportionally based on the annexation of each of the Areas and are therefore allocated to each of the areas based on assessed valuation.

4. Fleet Maintenance Division

The Fleet Maintenance Division has studied the annexation areas and the estimated fleet costs of the other Departments, and estimates the annexation areas in total would justify one (1) additional Master Mechanic, assuming 3% cost inflation per year, and a new or expanded facility to take care of new fleet vehicles. New or expanded facility costs will vary depending on the number of Areas and which Areas are annexed, ranging from \$300,000 to \$1,000,000. For example, should Area 1A, 1B, and 2 be annexed, costs would be closer to \$1,000,000, because these areas constitute roughly 90% of the aggregate annexation. These costs are therefore allocated to each of the Annexation Areas based on assessed valuation.

5. The Street Maintenance Division

- a. The Street Division is responsible for snow plowing. The City has 233 road miles and 25 trucks with plows. Monroe County has 715 road miles and approximately 26 trucks with plows. The City pretreats roads for hazardous weather conditions. The Street Division also provides street sweeping.

The Division has studied the annexation areas and estimates adding ten (10) additional full-time employees, at \$66,458 per, and added operating costs if all



Areas are annexed. The Division also will incur costs for snow events, street sweeping disposal, and annual signal maintenance. The Division also estimates the addition of ten (10) dump trucks and three (3) leafers if all Areas are annexed.

- a. The annexation area roads will be placed in the City's road inventory and repaired, or replaced, in a manner consistent with current repairs and replacements inside the City's current corporate boundaries. The cost estimates and allocation to each area are as follows. Road improvement costs are allocated to Annexation Areas based on the number of road miles being added to and brought up to par within the City's inventory. Current road ratings, as shown, are based on the County's rating system. The City will use its own (current) methods to rate lane miles upon annexation. As such, the Department may prioritize certain Annexation Areas, in part or in whole, over others within the first 4-years, as need dictates based on updated ratings:

	Annexation Cost Estimates/Street Division							TOTAL
	Zone 1A	Zone 1B	Zone 1C	Zone 2	Zone 3	Zone 4	Zone 5	
Lane Miles	38.32	26.29	1.05	30.33	1.47	1.02	1.76	100.24
Employee Need	3	2.75	0.3125	3	0.3125	0.3125	0.3125	10
Employee Cost	\$199,374.00	\$ 182,759.50	\$ 20,768.13	\$ 199,374.00	\$ 20,768.13	\$ 20,768.13	\$ 20,768.13	\$664,580.00
Equipment Need/Dump Truck	3	2.75	0.3125	3	0.3125	0.3125	0.3125	10
Dump Truck Cost	\$600,000.00	\$550,000.00	\$62,500.00	\$600,000.00	\$62,500.00	\$62,500.00	\$62,500.00	\$2,000,000.00
Equipment Need/Leafer	0.8	0.5	0.2	0.75	0.25	0.2	0.3	3
Leafer Cost	\$56,000.00	\$35,000.00	\$14,000.00	\$52,500.00	\$17,500.00	\$14,000.00	\$21,000.00	\$210,000.00
Ave Street Rating from MC Highway Data*	6.5	5.8	5.5	6.1	5.2	4	6.2	39.3
Approx cost to Mill All Miles	\$1,916,000.00	\$1,314,500.00	\$ 52,500.00	\$1,516,500.00	\$ 73,500.00	\$ 51,000.00	\$ 88,000.00	\$ 5,012,000.00
Approx cost to Resurface All Miles	\$4,667,376.00	\$3,202,122.00	\$ 127,890.00	\$3,694,194.00	\$179,046.00	\$124,236.00	\$214,368.00	\$12,209,232.00
Min Lane Miles First 4-Years of Annexation	15.79	10.83	0.43	12.50	0.61	1.02	0.73	41.91
Max Lane Miles First 4-Years of Annexation	17.59	12.07	0.48	13.92	0.67	1.02	0.81	46.57
Min cost to Mill First 4-Years of Annex	\$ 789,595.86	\$ 541,713.86	\$ 21,635.59	\$ 624,959.35	\$ 30,289.82	\$ 51,000.00	\$ 36,265.36	\$ 2,095,459.84
Min cost to Resurface First 4-Years of Annex	\$1,923,455.51	\$1,319,614.96	\$ 52,704.29	\$1,522,400.98	\$ 73,786.00	\$124,236.00	\$ 88,342.42	\$ 5,104,540.16
Mill/Resurface Combined Min Cost	\$2,713,051.37	\$1,861,328.82	\$ 74,339.87	\$2,147,360.33	\$104,075.82	\$175,236.00	\$124,607.79	\$ 7,200,000.00
Max cost to Mill First 4-Years of Annex	\$ 879,517.27	\$ 603,405.77	\$ 24,099.51	\$ 696,131.49	\$ 33,739.31	\$ 51,000.00	\$ 40,395.37	\$ 2,328,288.71
Max cost to Resurface First 4-Years of Annex	\$2,142,504.06	\$1,469,896.45	\$ 58,706.40	\$1,695,776.31	\$ 82,188.96	\$124,236.00	\$ 98,403.11	\$ 5,671,711.29
Mill/Resurface Combined Max Cost	\$3,022,021.33	\$2,073,302.21	\$ 82,805.91	\$2,391,907.80	\$115,928.27	\$175,236.00	\$138,798.47	\$ 8,000,000.00

*Street would hire Consultant to evaluate all streets upon acceptance.

	#	Cost Per	Total
Employee Cost/Employees	10	\$66,458.00	\$ 664,580.00
Equipment Cost/Trucks	10	\$200,000.00	\$ 2,000,000.00
Equipment Cost/Leafers	3	\$70,000.00	\$ 210,000.00

Cost to resurface lane mile of road	\$ 121,800.00	Fiscal Plan assumes 3% cost growth per year to account for degradation of roads over time (cost estimates for Areas will be higher than total shown above)
Cost to mill lane mile of road	\$ 50,000.00	Fiscal Plan assumes 3% cost growth per year to account for degradation of roads over time (cost estimates for Areas will be higher than total shown above)

The Department has also prepared detailed cost estimates by Annexation Area for Street Lighting. Costs depend on the style of lighting used and the number of lights required. Fixed costs include \$1,000 per roadway fixture, \$3,500 per post-top fixture, \$3.36/year of



energy and maintenance per light, and 7% installation costs added to the subtotal. Estimates are as follows:

Associated Contingency Costs							
Annexation Areas	Lighting Style	# of Lights	Equipment Costs Per Fixture \$1,000	Energy & Maint Costs Per Light \$3.36	Sub Total Costs	Installation Costs Added 7% to Sub Total Costs	Total
Area 1A	LED-Roadway	77	\$77,000.00	\$258.72	\$77,258.72	\$5,408.11	\$82,666.83
Area 1B	LED-Roadway	34	\$34,000.00	\$114.24	\$34,114.24	\$2,388.00	\$36,502.24
Area 1C	LED-Roadway	0	\$0.00	\$0.00	\$0.00	\$0.00	\$0.00
Area 2	LED-Roadway	39	\$39,000.00	\$131.04	\$39,131.04	\$2,739.17	\$41,870.21
Area 3	LED-Roadway	7	\$7,000.00	\$23.52	\$7,023.52	\$491.65	\$7,515.17
Area 4	LED-Roadway	7	\$7,000.00	\$23.52	\$7,023.52	\$491.65	\$7,515.17
Area 5	LED-Roadway	6	\$6,000.00	\$20.16	\$6,020.16	\$421.41	\$6,441.57
Total		170	\$170,000.00	\$571.20	\$170,571.20	\$11,939.98	\$182,511.18

Associated Contingency Costs							
Annexation Areas	Lighting Style	# of Lights	Equipment Costs Per Fixture \$3,500	Energy & Maint Costs Per Light \$7.09	Sub Total Costs	Installation Costs Added 7% to Sub Total Costs	Total
Area 1A	LED-Post Top	12	\$42,000.00	\$85.08	\$42,085.08	\$2,945.96	\$45,031.04
Area 1B	LED-Post Top	117	\$409,500.00	\$829.53	\$410,329.53	\$28,723.07	\$439,052.60
Area 1C	LED-Post Top	5	\$17,500.00	\$35.45	\$17,535.45	\$1,227.48	\$18,762.93
Area 2	LED-Post Top	95	\$332,500.00	\$673.55	\$333,173.55	\$23,322.15	\$356,495.70
Area 3	LED-Post Top	0	\$0.00	\$0.00	\$0.00	\$0.00	\$0.00
Area 4	LED-Post Top	0	\$0.00	\$0.00	\$0.00	\$0.00	\$0.00
Area 5	LED-Post Top	0	\$0.00	\$0.00	\$0.00	\$0.00	\$0.00
Total		229	\$801,500.00	\$1,623.61	\$803,123.61	\$56,218.65	\$859,342.26

Aggregate Costs							
Annexation Areas	# of Lights	Equipment Costs Per Fixture	Energy & Maint Costs Per Light	Sub Total Costs	Installation Costs		Total
Area 1A	89	\$119,000.00	\$343.80	\$119,343.80	\$8,354.07		\$127,697.87
Area 1B	151	\$443,500.00	\$943.77	\$444,443.77	\$31,111.06		\$475,554.83
Area 1C	5	\$17,500.00	\$35.45	\$17,535.45	\$1,227.48		\$18,762.93
Area 2	134	\$371,500.00	\$804.59	\$372,304.59	\$26,061.32		\$398,365.91
Area 3	7	\$7,000.00	\$23.52	\$7,023.52	\$491.65		\$7,515.17
Area 4	7	\$7,000.00	\$23.52	\$7,023.52	\$491.65		\$7,515.17
Area 5	6	\$6,000.00	\$20.16	\$6,020.16	\$421.41		\$6,441.57
Total	399	\$971,500.00	\$2,194.81	\$973,694.81	\$68,158.64		\$1,041,853.45



All Areas	LED-Roadway	\$182,511.18
	LED-Post Top	\$859,342.26
	Grand Total	\$1,041,853.45

6. Sanitation Division

- a. The Sanitation Division provides trash, recycling, yard waste, and appliance pick up to all residential properties inside of the City. The City of Bloomington implemented automated trash and recycling service during 2017. The City's understanding is that the unincorporated areas have private trash haulers that charge between \$20 and \$40 per month which sometimes includes trash pick-up only. The City anticipates that residential property owners will see a savings in their monthly trash costs through City service compared to private trash haulers.
- b. The Sanitation Division has studied the annexation areas and projects the addition of eight (8) full time employees if all areas area annexed. The Division would then anticipate related capital costs for four (4) automated trash trucks, and 12,685 recycling and trash carts. The Department has provided a detailed breakdown of costs, allocated to each Annexation Area, based on the number of parcels in each property class, assigning a factor to each type. Operational costs are assumed to increase 3% per year. Staff and truck estimates are for DPW overall (incorporates each divisions staffing/truck needs), as follows:

Annexation Area	Property Class Group	Count of Parcels	Potential Sanitation	Unit Factor	Sanitation Unit Total Estimate	Cart Total Estimate	Staff # Estimate	Staff \$ Cost Estimate	Truck # Estimate	Truck \$ Estimate
1-A	1 Family Dwell	1060	Y	1	1060	2120				
1-A	2 Family Dwell	31	Y	2	62	124				
1-A	3 Family Dwell	2	Y	3	6	12				
1-A	Condominiums Common Areas	34			0	0				
1-A	Mobile Home Park	6	461	1	461	922				
1-A	Mult-Family Apartments	3			0	0				
1-A	Nursing Home	3			0	0				
1-A	Other Commercial Housing	66	Y	0.75	49.5	99				
1-A	Other Residential Structures	4			0	0				
1-A	Residential Condominiums	160	Y	1	160	320				
1-A	Residential Parcel	1	Y	1	1	2				
1-A	Vacant Commercial Residential Land	34			0	0				
1-A	Vacant Residential Lot	53			0	0				
1-A	TOTAL 1-A ESTIMATE	1457			1799.5	\$179,950.00	3	\$199,376.13	1	\$390,000.00
					Total Carts	3599				



Annexation Area	Property Class Group	Count of Parcels	Potential Sanitation	Unit Factor	Sanitation Unit Total Estimate	Cart Total Estimate	Staff # Estimate	Staff \$ Cost Estimate	Truck # Estimate	Truck \$ Estimate
1-B	1 Family Dwell	1843	Y	1	1843	3686				
1-B	2 Family Dwell	6	Y	2	12	24				
1-B	Condominiums Common Areas	36			0	0				
1-B	Mobile Home Park	2	79	1	79	158				
1-B	Mult-Family Apartments	3			0	0				
1-B	Other Commercial Housing	91	Y	1		0				
1-B	Other Residential Structures	27			0	0				
1-B	Residential Condominiums	264	Y	1	264	528				
1-B	Residential Parcel	3	Y	1	3	6				
1-B	Vacant Commercial Residential Land	6			0	0				
1-B	Vacant Residential Lot	87			0	0				
1-B	TOTAL 1-B ESTIMATE	2368			2201	\$220,100.00	3	\$199,376.13	2	\$780,000.00
					Total Carts	4402				

Annexation Area	Property Class Group	Count of Parcels	Potential Sanitation	Unit Factor	Sanitation Unit Total Estimate	Cart Total Estimate	Staff # Estimate	Staff \$ Cost Estimate	Truck # Estimate	Truck \$ Estimate
1-C	1 Family Dwell	98	Y	1	98	196				
1-C	Other Commercial Housing	6	Y	1	6	12				
1-C	Vacant Residential Lot	2		0.75	0	0				
1-C	TOTAL 1-C ESTIMATE	106			104	\$10,400.00	0	\$0.00	0	\$0.00
					Total Carts	208				

Annexation Area	Property Class Group	Count of Parcels	Potential Sanitation	Unit Factor	Sanitation Unit Total Estimate	Cart Total Estimate	Staff # Estimate	Staff \$ Cost Estimate	Truck # Estimate	Truck \$ Estimate
2	1 Family Dwell	1251	Y	1	1251	2502				
2	2 Family Dwell	18	Y	2	36	72				
2	3 Family Dwell	2	Y	3	6	12				
2	Condominiums Common Areas	19			0	0				
2	Mobile Home Park	5	308	1	308	616				
2	Mult-Family Apartments	11			0	0				
2	Nursing Home	3			0	0				
2	Other Commercial Housing	41	Y	0.75	30.75	61.5				
2	Other Residential Structures	22			0	0				
2	Residential Condominiums	122	Y	1	122	244				
2	Vacant Commercial Residential Land	12			0	0				
2	Vacant Residential Lot	238			0	0				
2	(blank)	2			0	0				
2	TOTAL 2 ESTIMATE	1746			1753.75	\$175,375.00	2	\$132,917.42	1	\$390,000.00
					Total Carts	3507.5				

Annexation Area	Property Class Group	Count of Parcels	Potential Sanitation	Unit Factor	Sanitation Unit Total Estimate	Cart Total Estimate	Staff # Estimate	Staff \$ Cost Estimate	Truck # Estimate	Truck \$ Estimate
3	1 Family Dwell	84	Y	1	84	168				
3	2 Family Dwell	4	Y	2	8	16				
3	3 Family Dwell	2	Y	3	6	12				
3	Mobile Home	2	Y	1	2	4				
3	Mobile Home Park	3	48	1	48	96				
3	Mult-Family Apartments	1			0	0				
3	Other Commercial Housing	18	Y	0.75	13.5	27				
3	Other Residential Structures	3			0	0				
3	Vacant Residential Lot	24			0	0				
3	TOTAL 3 ESTIMATE	141			161.5	\$16,150.00	0	\$0.00	0	\$0.00
					Total Carts	323				



Annexation Area	Property Class Group	Count of Parcels	Potential Sanitation	Unit Factor	Sanitation Unit Total Estimate	Cart Total Estimate	Staff # Estimate	Staff \$ Cost Estimate	Truck # Estimate	Truck \$ Estimate
4	1 Family Dwell	83	Y	1	83	166				
4	2 Family Dwell	1	Y	2	2	4				
4	Mobile Home	2	Y	3	6	12				
4	Mobile Home Park	1	100	1	100	200				
4	Other Commercial Housing	2	Y	0.75	1.5	3				
4	Other Residential Structures	2			0	0				
4	Vacant Residential Lot	9			0	0				
4	TOTAL 4 ESTIMATE	100			192.5	\$19,250.00				
					Total Carts	385	0	\$0.00	0	\$0.00

Annexation Area	Property Class Group	Count of Parcels	Potential Sanitation	Unit Factor	Sanitation Unit Total Estimate	Cart Total Estimate	Staff # Estimate	Staff \$ Cost Estimate	Truck # Estimate	Truck \$ Estimate
5	1 Family Dwell	73	Y	1	73	146				
5	2 Family Dwell	5	Y	2	10	20				
5	Condominiums Common Areas	1			0	0				
5	Mult-Family Apartments	10			0	0				
5	Other Commercial Housing	3	Y	0.75	2.25	4.5				
5	Other Residential Structures	2			0	0				
5	Vacant Commercial Residential Land	3			0	0				
5	Vacant Residential Lot	22			0	0				
5	TOTAL 5 ESTIMATE	119			85.25	\$8,525.00				
					Total Carts	170.5	0	\$0.00	0	\$0.00

ALL ANNEXATION AREAS COMBINED

Total Employees	8	
Cost of Employees	\$531,669.68	(\$66,458.71 per employee)
Total Trucks	4	
Total cost of Trucks	\$1,560,000.00	(\$390,000 per truck)
Total # of Carts	12,595.00	
Total \$ of Carts	\$634,275	(\$50 per cart; each address gets 2 carts minimum for both trash and recycling)

Some of the annexation areas include private residential streets. The City is willing to work with those controlling these private streets, which would otherwise be treated as public right of way to provide for the transfer of those streets to the City. Such streets would be incorporated into the City's road inventory. Services would be consistent with those provided to the City and other Annexation Areas.

Regardless, the non-capital services of the Public Work's Department will be provided in each annexation area within one (1) year and the capital services will be provided in each annexation area within three (3) years after the effective date of the annexation in a manner equivalent in standard and scope to those services provided within the corporate boundaries regardless of similar topography, patterns of land use, and population density.

Please reference Public Works Department detailed cost estimate data on the following pages:

Area:	Combined	1A	1B	1C	2	3	4	5
Page:	104	213	241	269	297	325	353	381



Housing and Neighborhood Development (HAND)

The Housing and Neighborhood Development Department provides City services across a broad spectrum of areas and in three areas of Bloomington Municipal Code (Titles Six, Eight and 16) and administers entitlement funds from the U.S. Department of Housing and Urban Development. Areas of service include:

- **Neighborhood Services**
- **Rental Inspection Program**
- Historic Preservation
- HUD Funding (CDBG and HOME) Program Management (social services and physical improvements)
- Rental and homeownership assistance and counseling
- Home rehab
- Departmental and Programmatic Financial Management and Customer Service Operations

HAND staff have analyzed the various functions of the Department and feel that for most areas, save two, expanded city limits through annexation will simply increase overall staff time, which could potentially be absorbed by the Department.

The two areas where the Department feels there will likely be impacts through staff and programming, depending on Areas annexed, are **Neighborhood Services** and **Rental Inspection**.

Neighborhood Services Program

HAND currently has one Neighborhood Services Program Manager, who is the Department Liaison with approximately 62 recognized neighborhood organizations and related groups within the City. HAND also annually provides Neighborhood Improvement Grants (seven awards were given in 2021 totaling \$27,000), \$5,000 to fund two neighborhood cleanups per year, as well as \$4,000 to award in seasonal Small and Simple Grants (four have been awarded in 2021). Moving forward, we estimate that in total, 25 new neighborhood groupings fall within the seven AIFAs, the majority of which are in areas 1B and 2 (see full list below).

Proposed Area	Annex.	Geographic Location	Neighborhood Street(s)	Nearest Main Road
1B		Southwest	Phillis St to Charlie Ave	S Rogers St
1B		Southwest	Lois Ln to Fairway Ln	S Rogers St
1B		Southwest	Pargrave Pl/Tulip Ave	S Rogers St
1B		Southwest	Somersbe Pl	S Rogers St
1B		Southwest	Clear View Dr/Baywood Dr	S Rogers St



1B	Southwest	Falcon Dr/Eagleview Dr	Gordon Pk/That Rd
1B	Southwest	Wickens (The Highlands)	Gordon Pk/Rockport Rd
1B	Southwest	Sims Ln/Judd Ave	Leonard Springs Rd
1B	Southwest	Woodhaven Dr	Leonard Springs Rd
1B	Southwest	Fairington Dr/Yonkers St	Leonard Springs Rd
1B	Southwest	Hickory Leaf Dr/Maple Leaf Dr	Leonard Springs Rd
1C	Southwest	W Red Rock Rd	Leonard Springs Rd
1A	Southwest	Woodlyn Dr/Glen Oaks Dr	S Curry Pk
1A	Southwest	Hank's Crossing	Endwright Rd
1A	Southwest	Fieldstone Blvd/Stonechase Crossing	W 3rd St
3	Northwest	Kimble Dr/Johnson Ave	W 3rd St
2	Southwest	White Pine Dr	W Church Ln
2	Southeast	Cardinal Glen Dr	S Walnut St Pk
2	Southeast	Holland Dr/Crestline Dr	S Walnut St Pk
2	Southeast	Derby Dr	E Rhorer Rd
2	Southeast	Meadowcreek Blvd	Sare Rd
2	Southeast	Robin Rd/Bluebird Ln	Snoddy Rd
2	Southeast	Compton Blvd	SR 446
2	Southeast	Falls Creek Dr	SR 446
2	Southeast	Lori Ln	SR 46

These additional areas will expand potential neighborhood reach by 40%. As such, the three programs HAND offers to neighborhoods within the City of Bloomington will likely need additional funding following annexation. The Department also proposes the purchase of a Neighborhood Resource Trailer to increase neighborhood outreach regarding City services and programming, to be used City-wide.

Program	Current Funding Level	New Potential Level	Increase in Funding
Neighborhood Improvement Grant	\$ 45,000	\$ 80,000	\$ 35,000
*Small & Simple Grants	\$ 4,000	\$ 10,000	\$ 6,000
Neighborhood Cleanups	\$ 5,000	\$ 9,000	\$ 4,000
Neighborhood Resource Trailer	NA	\$ 20,000	\$ 20,000
Total	\$ 54,000	\$ 119,000	\$ 65,000



Program Funding Data						Rental Stats
Annexation Area	Allocation of Grant Funding	Allocation of Cleanups and NRT	Total Potential Funding	% of Total		# of Rentals
1A	\$ 5,400	\$ 2,400	\$ 7,800	12%		323
1B	\$ 19,800	\$ 8,800	\$ 28,600	44%		484
1C	\$ 1,800	\$ 800	\$ 2,600	4%		13
2	\$ 16,200	\$ 7,200	\$ 23,400	36%		545
3	\$ 1,800	\$ 800	\$ 2,600	4%		54
4	\$ -	\$ -	\$ -	0%		27
5	\$ -	\$ -	\$ -	0%		57
Total	\$ 45,000	\$ 20,000	\$ 65,000	100%		1,503

**For the first time in 2021, the City is offering two types of Small and Simple Grants – one for general neighborhood projects, and another specifically focused on removing invasive species. This explains the larger increase in the potential level of funding, because the Department anticipates newer City neighborhoods applying for these as they engage for the first time in City services.*

Rental Inspection Program

The City of Bloomington's Rental Inspection program, which includes enforcement authority under Title 16 of the Bloomington Municipal Code (residential rental code enforcement), as well as under Title Six, which is known colloquially as "weeds and trash" code enforcement, and includes rental and owner-occupied residences, as well as commercial properties.

HAND currently has six Neighborhood Compliance Officers, in addition to one Program Manager, who cover enforcement under these two areas of City code. In order to assess the potential impact of annexation, the Department analyzed non-owner-occupied properties in the seven AIFAs, and arrived at an estimate of 1,503 rental properties across these eight areas.

With a potential of 1,503 additional rental properties (Title 16) (equally approximately 513 more units inspected annually if on a three-year inspection cycle), as well as acreage and neighborhoods that would need to be covered for Title Six, the following additional resources are anticipated:

- Max of two (2) new Neighborhood Compliance Officers (NCO), \$103,376 each
 - One (1) vehicle per NCO, \$34,267 each – capital cost
 - Technology, \$1,750 per NCO – capital cost
 - Inspection tools, \$100 per NCO – non capital cost
 - Costs allocated to annexation as such, note: the addition of an NCO also requires the related expenses:



- 1C, 3, 4, 5, or any combination thereof = no new staff needed
- 1A and any Areas except 1B and/or 2 = one (1) NCO needed
- 2 and any Areas except 1A and/or 1B = two (2) NCOs needed
- 2 and 1A and any Areas = two (2) NCOs needed
- 1B and any Areas = two (2) NCOs needed
- Min of one (1), max of two (2) Admin Assistant(s), \$34,267 each
- Min of \$3,000, max of \$5,000 for supplies

Non-NCO costs would likely be incurred proportionally based on the annexation of each of the Areas and are therefore allocated to each area based on assessed valuation.

Regardless, the non-capital services of the HAND Department will be provided in each annexation area within one (1) year and the capital services will be provided in each annexation area within three (3) years after the effective date of the annexation in a manner equivalent in standard and scope to those services provided within the corporate boundaries regardless of similar topography, patterns of land use, and population density.

Please reference HAND Department detailed cost estimate data on the following pages:

Area:	Combined	1A	1B	1C	2	3	4	5
Page:	95	204	232	260	288	316	344	372

Planning and Transportation Department

The Planning and Transportation Department contains two (2) major divisions: Development Services and Planning Services. The Department also includes the county-wide Metropolitan Planning Organization or MPO. The Department utilizes a variety of comprehensive measures to soundly manage the land-use growth of the City's zoning ordinance and transportation infrastructure, to ensure quality of life and economic vitality.

1. The Development Services Division reviews and issues zoning permits, answers zoning inquiries from citizens, staffs and supports the Plan Commission and Board of Zoning Appeals, and implements code enforcement per City-standards.
2. The Planning Services Division staffs and supports the Bicycle and Pedestrian Safety Commission, the Metropolitan Planning Organization, the Traffic Commission, the Parking Commission, responds to citizens' inquiries, develops area plans and studies including needs for multimodal transportation, maintains the Comprehensive Plan, and evaluates the implementation of plans and studies.



The Department studied the annexation areas and estimates the annexations in total would justify three (3) additional full-time employees and associated operating costs. The Department has a five (5) year rolling plan for City streets. Annexation Areas will be added to the plan and addressed along with existing inventory. The Department also estimates a capital expense of approximately \$250,000; \$100,000 for zoning new land areas and \$150,000 to update the Comprehensive Plan, leading up to the first year after the annexation becomes effective. As Areas 3, 4, and 5 are comparatively small, these Areas are less likely to significantly impact the future capital and non-capital needs of the department. Total costs would therefore likely be incurred proportionally based on the annexation of Areas 1A, 1B, 1C, and 2, and are therefore allocated to these Areas based on assessed valuation.

Regardless, the non-capital services of the Planning and Transportation Department will be provided in each annexation area within one (1) year and the capital services will be provided in each annexation area within three (3) years after the effective date of the annexation in a manner equivalent in standard and scope to those services provided within the corporate boundaries regardless of similar topography, patterns of land use, and population density.

Please reference Planning and Transportation Department detailed cost estimate data on the following pages:

Area:	Combined	1A	1B	1C	2	3	4	5
Page:	101	210	238	266	294	322	350	378

Information & Technology Services Department

The Information & Technology Services Department (ITS) provides comprehensive information technology and communications technology services and support for City staff across all areas of City operations. ITS also provides services directly to residents through the maintenance of public IT systems such as the City's website, data portal and mobile apps.

ITS has studied the annexation areas and estimates that if all areas are annexed, one (1) Tech Support Specialist @\$70,000, one (1) Application Analyst @\$85,000, one (1) GIS Specialist @\$75,000, and one (1) Junior Systems/Network Admin @\$75,000 will be needed. ITS also estimates it will need \$6,500 per year, to support additional employees in its own Department and for onboarding new hires City-wide. Costs include: software licenses, cloud service subscriptions, update City GIS management, internet/network connectivity for new or expanded facilities, increased travel expenses for staff, and



maintenance costs (network hardware, servers, phones, security cameras, door access systems, etc.) Inflationary growth of 3% per year is assumed for all operational costs.

ITS also estimates the following capital costs: \$2,000 per new employee for standard staff equipment; desk/mobile phones, computer, UPS. Network equipment, cabling for network and phones, server room updates, electrical system upgrades, etc., totaling \$10,000 per facility hosting new staff. Finally, the Department anticipates costs for connectivity buildout, network gear, cabling, phones, cameras, security, etc. at any new facilities of approximately \$30,000.

The Department's needs will depend on the number of new hires and subsequent City technology needs resulting from the different Areas. Annexation of the larger areas – such as Areas 1 and 2 – will likely justify a greater increase in capital and non-capital costs than the smaller areas. As such, costs have been proportionately allocated to Areas based on the Area's percentage of the total assessed value.

Regardless, the non-capital services of the ITS Department will be provided in each annexation area within one (1) year and the capital services will be provided in each annexation area within three (3) years after the effective date of the annexation in a manner equivalent in standard and scope to those services provided within the corporate boundaries regardless of similar topography, patterns of land use, and population density.

Please reference Information Technology Services Department detailed cost estimate data on the following pages:

Area:	Combined	1A	1B	1C	2	3	4	5
Page:	97	206	234	262	290	318	346	374

Economic and Sustainable Development (ESD)

The mission of the Economic and Sustainable Development Department (ESD) is to foster a livable and resilient community through partnerships, collaboration, and outreach. Through strategic initiatives that expand economic opportunities, the Department aims to preserve the health of our environment, provide for social equity to the citizenry, and advance the principles of sustainable development.

ESD's activities encompass three areas:

1. Business Relations and Development: Assistance and advocacy, incentives toward job creation, private capital investment and sustainable growth.
2. Sustainable Development: Building networks, expertise, and efficiency in the community as well as internally to City operations.



3. Arts and Cultural Development: Public art, support of artists and arts organizations, promotion of unique Bloomington attractions and events.

The ESD Department has studied the annexation areas and expects the annexation areas would not require additional staff. Rather the ESD Department would have increased costs related to promotion of business growth, estimated at a total of \$75,000 per year, for the first two (2) years only, spread across all annexation areas. These costs have been allocated to each annexation area based on each area's percentage of the total assessed value that will be added due to annexation.

Regardless, the non-capital services of the ESD Department will be provided in each annexation area within one (1) year and the capital services will be provided in each annexation area within three (3) years after the effective date of the annexation in a manner equivalent in standard and scope to those services provided within the corporate boundaries regardless of similar topography, patterns of land use, and population density.

Please reference ESD Department detailed cost estimate data on the following pages:

Area:	Combined	1A	1B	1C	2	3	4	5
Page:	92	201	229	257	285	313	341	369

Common Council Department

The Common Council is the elected legislative and fiscal body of the City of Bloomington. There are nine (9) Council members, consisting of six (6) elected by district and three (3) elected at large.

As the legislative body of the City, the City Council is a link between the citizens of Bloomington and their government. By enacting legislation that fosters the health, safety and welfare of the City, the Council works to represent the interests of residents while ensuring the delivery of municipal services. By statute, the Council is also responsible for the control of the City's property and finances, and the appropriation of money (Indiana Code § 36-4-6).

Council staff have studied the annexation areas and expect the annexation areas would not require additional staff. The Council would remain at nine (9) members.

The annexation areas will initially be assigned to existing contiguous Council districts. Following the effective date of the annexations that are ultimately implemented, whether in conjunction with the post-census redistricting or as an additional redistricting, the City will review and redistrict its Council District's as appropriate.



Regardless, the non-capital services of the Common Council will be provided in each annexation area within one (1) year and the capital services will be provided in each annexation area within three (3) years after the effective date of the annexation in a manner equivalent in standard and scope to those services provided within the corporate boundaries regardless of similar topography, patterns of land use, and population density.

Please reference Common Council Department detailed cost estimate data on the following pages:

Area:	Combined	1A	1B	1C	2	3	4	5
Page:	91	200	228	256	284	312	340	368

City Clerk Department

The City of Bloomington Clerk's Office strives to make city government as accessible and responsive to the community as possible. The office serves as an educational liaison between citizens and their government. The Department responds to inquiries by telephone, in writing, or in person from a variety of interested persons regarding matters pertaining to City Council actions, or related City information retained in the City Clerk's office. The Department works closely with the City Council to supply combined constituent services.

The City Clerk has studied the annexation areas and expects the annexation areas would not require additional staff or other operating or capital costs.

Regardless, the non-capital services of the City Clerk's Department will be provided in each annexation area within one (1) year and the capital services will be provided in each annexation area within three (3) years after the effective date of the annexation in a manner equivalent in standard and scope to those services provided within the corporate boundaries regardless of similar topography, patterns of land use, and population density.

Please reference City Clerk Department detailed cost estimate data on the following pages:

Area:	Combined	1A	1B	1C	2	3	4	5
Page:	88	197	225	253	281	309	337	365



Engineering Department

The City of Bloomington Engineering Department is made up of two divisions, the Capital Project Division, and the Right-of-Way Management Division. These divisions are responsible for overseeing activities in the City's approximately 1,800 acres of public right of way and for carrying out the City's vision to achieve a safe, accessible, efficient, equitable, and sustainable transportation system that works for people of all ages and abilities using all modes of transportation.

The Engineering Department has studied the annexation areas and estimates that if each of the areas are annexed in total, the Department would add (1) Project Manager @ \$50,000 - \$54,000 and one (1) Engineering Field Specialist @ \$48,000 - \$52,000, along with an attendant increase in Supplies and Travel/Dues of approximately @ \$8,000. Inflationary growth of 3% per year has been applied to all operational costs.

The Department also anticipates it would add two (2) additional trucks @ \$50,000 each, new computer/phones for the new hires @ \$4,000, and an expanded workspace @ \$50,000 - \$100,000.

The Department anticipates that the new hires and related operational expense increases can be allocable to the areas proportionally and are therefore allocated to each area based on assessed valuation.

Regardless, the non-capital services of the City Engineering Department will be provided in each annexation area within one (1) year and the capital services will be provided in each annexation area within three (3) years after the effective date of the annexation in a manner equivalent in standard and scope to those services provided within the corporate boundaries regardless of similar topography, patterns of land use, and population density.

Please reference the City Engineering Department detailed cost estimate data on the following pages:

Area:	Combined	1A	1B	1C	2	3	4	5
Page:	93	202	230	258	286	314	342	370



Police Department

The City of Bloomington Police Department is a full-service police agency, providing police protection to a city of approximately 80,000 residents and a land area of approximately 20 square miles. The Police Department currently has positions for 168 full-time persons: 105 sworn officers and 63 civilian employees, though based on various factors the total number of actual sworn officers in service at any time fluctuates. At any given time, BPD generally has eight (8) officers patrolling the City. As part of the department, the Central Emergency Dispatch Center (CEDC) also gathers and maintains law enforcement records and provides general operations and maintenance support.

The Department responds to citizens' requests for information, coordinates activities with community organizations and assists school administrators in support of safer schools. The Department also facilitates the safe and expedient movement of vehicular and pedestrian traffic, provides neighborhood patrols, provides community support through neighborhood resource officers and police social workers, and serves as a presence for the deterrence of crime. Through the continued education and training of sworn officers, the Police Department makes the City of Bloomington a safe community.

The Bloomington Police Department is accredited by the Commission on the Accreditation for Law Enforcement Agencies (CALEA), having achieved CALEA accreditation in 2018. The Police Department has adopted regulations and orders consistent with the recommendations of the Task Force on Twenty-First Century Policing, and is overseen by the civilian Board of Public Safety.

The scope and size of police departments, the benefits and amenities provided to officers, the need to attract quality personnel, and the manner of policing is a community discussion that is occurring around the country, including in Bloomington. The City expects that discussion to continue, and is committed to working with the community – including those in the annexation areas post-annexation – to provide a safe, appropriate, and responsive level of service.

	2010	2011	2012	2013	2014
Sheriff responses in the annexation areas	10,054	9,656	10,020	11,816	14,560

The Police Department has studied the annexation areas and calls for service and based on current levels and manner of service, generally estimates that it would add the following personnel following annexation:

Sworn Personnel



SWORN PERSONNEL - ANNEXATION ESTIMATES												
Area	Patrol Officer		Detective		Sergeant		Lieutenant		Admin		Total Sworn	
SWORN	Min	Max	Min	Max	Min	Max	Min	Max	Min	Max	Min	Max
1A	4.19	6.00	0.82	1.5	0.75	1.25	0.33	0.50	0.33	0.50	6.42	9.75
1B	4.88	7.00	0.95	1.75	0.9	1.5	0.33	0.50	0.33	0.50	7.40	11.25
1C	0.00	0.00	0.00	0	0	0	0.00	0.00	0.00	0.00	0.00	0.00
2	4.19	6.00	0.82	1.5	0.75	1.25	0.33	0.50	0.33	0.50	6.42	9.75
3	0.35	0.50	0.14	0.25	0.15	0.25	0.00	0.00	0.00	0.00	0.64	1.00
4	0.35	0.50	0.14	0.25	0.15	0.25	0.00	0.00	0.00	0.00	0.64	1.00
5	1.05	1.50	0.14	0.25	0.3	0.5	0.00	0.00	0.00	0.00	1.48	2.25
TOTAL	15.00	21.50	3.00	5.50	3.00	5.00	1.00	1.50	1.00	1.50	23.00	35.00

Civilian Personnel

CIVILIAN PERSONNEL - ANNEXATION ESTIMATES												
Area	Records		Comm Serv Spec		Evidence Tech		Social Worker		Admin Support		Total Civilian	
CIVILIAN	Min	Max	Min	Max	Min	Max	Min	Max	Min	Max	Min	Max
1A	0.75	0.75	0.20	0.2	0.1	0.1	0.20	0.20	0.25	0.25	1.50	1.50
1B	1.00	1.00	0.20	0.2	0.1	0.1	0.20	0.20	0.50	0.50	2.00	2.00
1C	0.00	0.00	0.00	0	0	0	0.00	0.00	0.00	0.00	0.00	0.00
2	0.75	0.75	0.20	0.2	0.1	0.1	0.20	0.20	0.25	0.25	1.50	1.50
3	0.00	0.00	0.00	0	0	0	0.00	0.00	0.00	0.00	0.00	0.00
4	0.00	0.00	0.00	0	0	0	0.00	0.00	0.00	0.00	0.00	0.00
5	0.00	0.00	0.00	0	0	0	0.00	0.00	0.00	0.00	0.00	0.00
TOTAL	2.50	2.50	0.60	0.60	0.30	0.30	0.60	0.60	1.00	1.00	5.00	5.00

Non-capital and capital costs are allocated to Annexation Areas based on several factors, including each Area's percentage of total Annexation assessed value, the projected number of callouts, and each Area's percentage of the total Annexation Population. A detailed breakdown of the cost allocation to each Area can be found on the pages referenced in the table below.

Services will be provided to the annexation areas in the same manner as provided to the residents who currently reside in the City of Bloomington regardless of the manner in which community safety resources are directed.

The non-capital services of the Police Department will be provided in each annexation area within one (1) year and the capital services will be provided in each annexation area within three (3) years after the effective date of the annexation in a manner equivalent in standard and scope to those services provided within the corporate boundaries regardless of similar topography, patterns of land use, and population density.

Please reference Police Department detailed cost estimate data on the following pages:

Area:	Combined	1A	1B	1C	2	3	4	5
Page:	102	211	239	267	295	323	351	379



Fire Department

As referenced above, when the City began the annexation process in 2017 it was required to provide, and the City expected to provide, fire protection service in any areas that the City ultimately annexed. The City therefore developed a comprehensive fiscal plan in 2017 outlining the provision of fire protection services across the respective annexation areas. However, since 2019 – while the City’s consideration of the annexations were on hold due to a state law that was declared unconstitutional – the Indiana General Assembly amended state statutes to provide that the Monroe Fire Protection District would continue to provide fire protection in areas that had joined the district. As a result, the City understands that the Monroe Fire Protection District will continue to provide fire to all annexed parcels in, Bloomington, Perry, and Van Buren Townships, while the Bloomington Fire Department (BFD) will be the fire services provider for parcels annexed within Richland and Salt Creek Townships. The City has therefore developed a plan to provide fire service to the annexed areas of Richland and Salt Creek Township. In the event circumstances change and additional City residents and property owners in the annexation area are permitted to obtain fire protection services from the City, the City has also developed a plan for providing services to those areas.

The Bloomington Fire Department currently consists of 110 personnel, operating four (4) engines, one (1) quint, one (1) aerial platform, one (1) medium rescue, one (1) brush truck, four (4) chief SUV/Truck, and five (5) support vehicles from five (5) fire stations and one (1) leased warehouse. The City of Bloomington is currently rated a 2/2X from the Insurance Services Organization (“ISO”). The Fire Department believes at its next rating from ISO that a rating of 1/1X is a possibility. The Department provides a full range of emergency services including: structure, wildland fire response, fire inspection, fire investigation, fire/life education, emergency medical response, vehicle rescue/extrication, confined space rescue, high angle rescue, trench rescue, urban search and rescue, ice/water rescue, and emergency scene command.

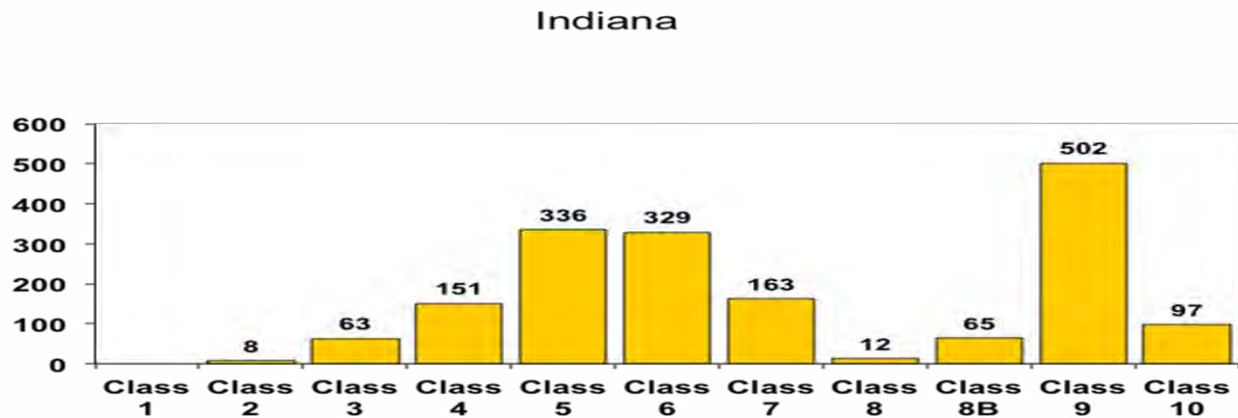
In July 2017, the ISO rated the BFD a 2 out of 10. An ISO rating is a measure of three important aspects of a Department’s ability to respond to a fire. Those aspects are:

1. Emergency Communications Systems – Accounts for 10 points
2. Fire Department – Accounts for 50 points
3. Water Supply – Accounts for 40 points

Those areas annexed by the City and receiving City fire protection service are expected to benefit from the City’s superior ISO rating. In contrast, the MFPD’s ISO rating is 5. Those annexed areas that are not permitted to receive Bloomington fire protection service will continue to receive the less favorable MFPD’s ISO rating.



There are over 1,700 Departments in the State of Indiana. An ISO of 2 is in the top 1% of these rankings. The following are charts provided by ISO showing ISO ratings across Indiana:



What does a higher ISO rating mean for a resident? ISO ratings are an indicator of a Department's ability to extinguish a fire. ISO ratings, therefore, are utilized by insurance companies to, in part, set insurance premiums (it is noted that insurance companies use other factors as well). In general, a lower ISO rating can mean lower insurance premiums.

Fire Service to Richland and Salt Creek Township Annexation Areas

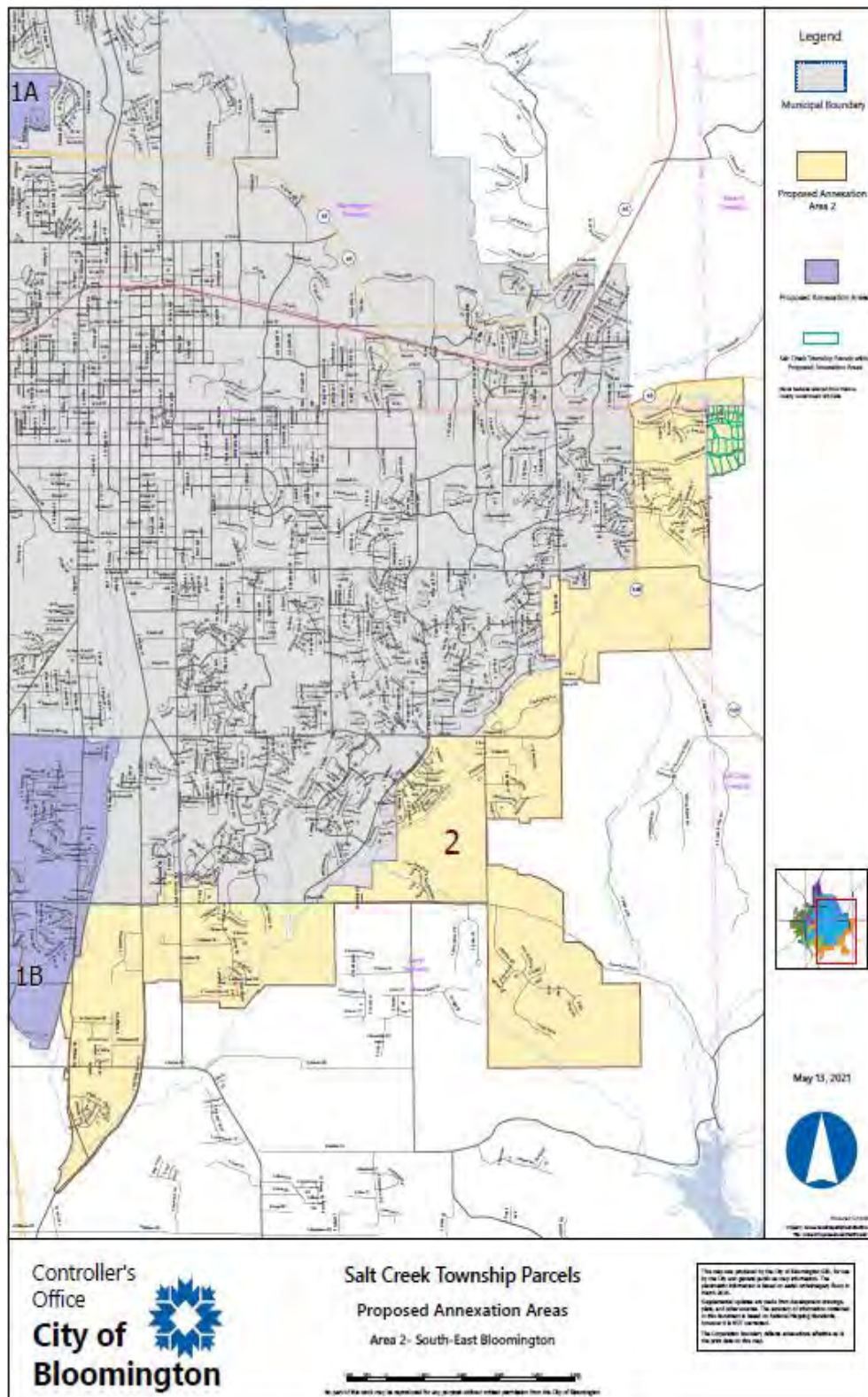
The map below identifies the proposed annexation areas that would receive fire protection service from the City. If Areas 1A and 2 are annexed, the provision of services to the annexed areas of Richland and Salt Creek are expected to result in a station upgrade, a standard crew (3 captains, 3 chauffeurs, 9 firefighters, and 1 Deputy Fire Marshall), and a new engine. These costs can be allocated proportionately to the fire service areas that would be acquired within Areas 1A and 2, and are therefore allocated based on the assessed values to the proposed new fire service areas.

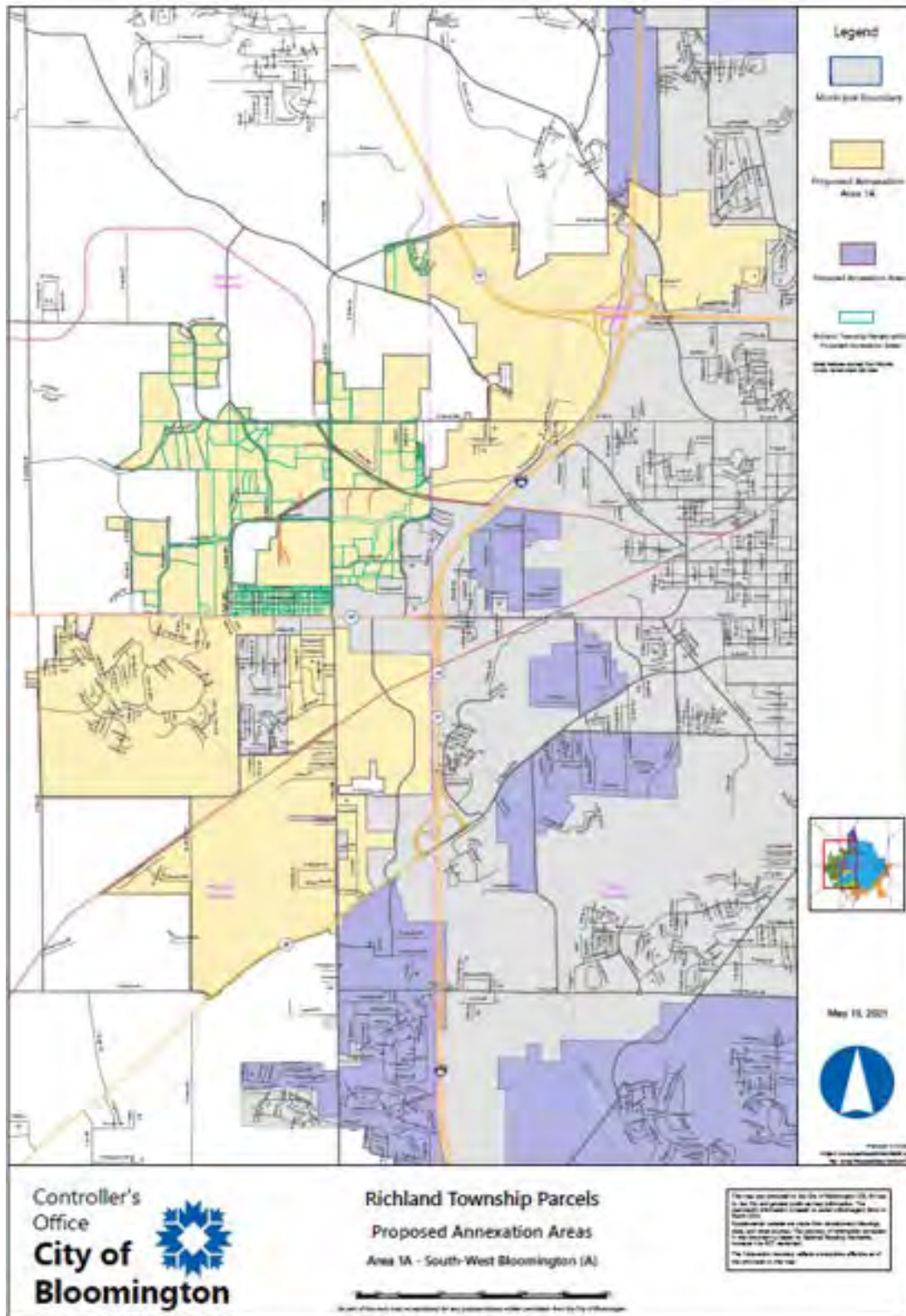
Non-capital services of the Fire Department would be provided in the annexation areas in which Bloomington is permitted to provide fire protection services within one (1) year and the capital services would be provided in each annexation area within three (3) years after the effective date of the annexation in a manner equivalent in standard and scope to those services provided within the corporate boundaries regardless of similar topography, patterns of land use, and population density.

Please reference Fire Department detailed cost estimate data on the following pages:

Area:	Combined	1A	2
Page:	94	203	287







Fire Service if Bloomington City Served All Annexation Areas

The City has also developed a plan to serve all annexation areas if called upon to do so. Notably, the City's estimated fire rate is \$0.1250, compared to MFPD's rate of \$0.3890. Annexation areas would therefore experience a lower fire protection tax rate – about a third of the cost - and for a better rated service according to ISO data, if the City were permitted to provide fire protection to those areas. The analysis of department needs under such a scenario is set forth below.

Non-Capital Costs:

For each station added, the Department would require the following personnel increases, plus other operating costs:

Captains	3
Chauffeurs	3
Firefighters	9

The Department expects that two (2) fire stations would be required if it were permitted to serve all annexation areas, one in the southeast and one in the southwest side of the City, as well as a renovation of station 2. The new southwest station would be generally connected to the annexation of Area 1A, 1B, and 1C, and the southeast station would be generally connected to the annexation of Area 2, though both stations would provide overall service improvements to the benefit of all the annexation areas. The renovation of the existing station 2 would be similarly generally connected to the annexation of Areas 1A, 1B, 1C, 3, 4, and 5, but would again provide overall service improvements for all areas.

The timing for bringing the new fire stations online, if the City were permitted to take over fire protection to all annexation areas, would be as follows:

2024	Renovation
2025	New Station
2026	New Station

The City also recognizes that there are existing fire stations in the annexation areas owned by other fire departments that could potentially be utilized by the City. The City would engage with other fire departments to determine the best method for utilizing these facilities, including an agreement to transfer existing facilities to the City. Such a solution could substitute for the construction of new facilities. Similarly, the City would work with other departments on the potential transfer of existing equipment or apparatus. Finally, while the City cannot guarantee employment to any individual or group, when hiring for

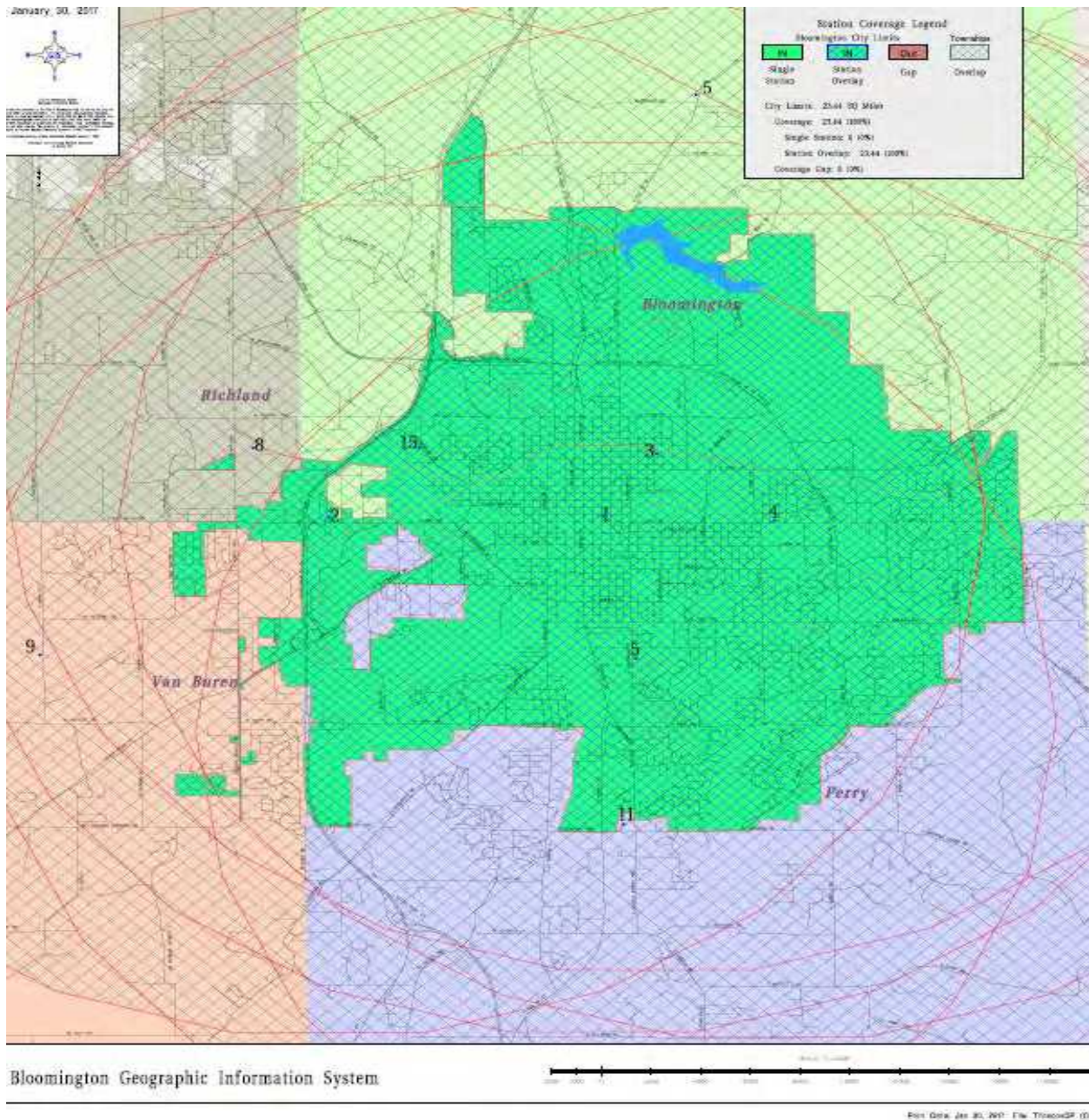


new positions created as a result of the annexations, the City anticipates it would provide a point preference in the scoring system to experienced and qualified firefighters whose jobs were impacted by the annexations. This approach is permitted by IC 36-8-4-10(b)(3), and would be applied by the Bloomington Board of Public Safety as a part of the normal scoring system in new hires by the BFD.

Regardless, the non-capital services of the Fire Department would be provided in each of the annexation areas, if the City were permitted to do so, within one (1) year and the capital services would be provided in each annexation area within three (3) years after the effective date of the annexation in a manner equivalent in standard and scope to those services provided within the corporate boundaries regardless of similar topography, patterns of land use, and population density.



Fire Station Five Mile Coverage Map



City of Bloomington Utilities Department

City of Bloomington Utilities (“CBU”) provides for the collection and treatment of wastewater and the treatment and distribution of water, both inside and outside the City of Bloomington. CBU also provides storm water management services inside the City.

CBU already provides sewer and water services within the annexation area as evidenced by the miles of pipes in the ground, the building permits, and the waivers.

CBU imposes an additional 12% surcharge to utility customers outside of the City for residential sewer service. For a standard residential customer @ 4,000 gallons a month, this would result in an approximate savings of \$69.36 per year for annexed taxpayers that receive CBU services.

The City and the County have each established separate storm water fees. The City’s fee is lower than the County’s fee. The annual Equivalent Residential Unit (“ERU”, fee difference for a residential customer is as follows:

City	\$71.40
County	<u>\$75.77</u>
Difference	\$ 4.37

Unlike the County storm water fee that is imposed on projects all over the County, the fees generated from the annexation area will be directed to be spent inside of the City and the annexation areas.

Capital water and sewer service has already been extended to significant portions of the Annexation Areas, and additional capital extensions can be made at the time development proposals are received. Non-capital water and sewer maintenance is already provided in existing service areas.

Specifically, regarding the City’s current policies for extending water and sewer to new development or unserved areas within the City:

Water:

1. The City follows the Indiana Utility Regulatory Commission’s (IURC) main extension rules regarding water (170 IAC 6-1.5), where the property owner is typically responsible for the cost, less a three (3) year credit based on the estimated usage and applicable subsequent connector fees.

Sewer:



2. The City follows the IURC's main extension rules regarding sewer (170 IAC 8.5-4). The City additionally follows Section 24 of the Utility Service Board's Rules, Regulations, and Standards of Service, in which county territory is designated either Area A or B. Although Area A is considered a higher priority area for sewer connections than Area B, all sewer extensions beyond the City's boundaries are at the discretion of the Director and the Utilities Service Board and generally require an agreement for voluntary annexation. Upon annexation, the annexed areas will be included in Area A and available for connection, provided connections are feasible.

In addition, the City has already established the non-capital financial systems necessary to pay bills, send invoices and adjust utility rates. The cost of adjusting those internal systems to reflect the connection of new customers in the annexation areas is projected to be nominal and to be covered by the current revenue policies of the municipal utility. The utility costs overall are expected to be borne by the system of utility rates and charges, but the municipality projects that all expenditures to extend utility services will be borne by the customers receiving the service extensions.

As noted above, the City has already extended non-capital water and sewer services to portions of the Annexation Areas, and the City is prepared to add new capital sewer services following annexation. CBU has already assumed jurisdiction over capital water and sewer facilities in the annexation areas, and all non-capital municipal sewer services have been extended in a manner equivalent in standard and scope to the non-capital services which the CBU provide to the other areas within the corporate boundaries of the City.

The storm water fees will be a new revenue to the utility and will provide \$389,042 annually for operations. Just as is done in the City currently, these fees will be recorded in the City's ledger and used for storm water projects and maintenance.

It is important to note that without annexation, wastewater management in support of a growing population outside the City's boundaries would mean:

- Larger lot sizes for septic, creating sprawl
- Small "package" wastewater plants, which can lead to surface-water contamination when poorly managed, or
- A comprehensive sewer territory agreement between the City and the County, which could still be considered post-annexation.

CBU has studied the annexation areas and estimates that the City would add a four-person crew, two (2) new storm water technician, a service truck, dump truck and backhoe, along with tools and safety equipment, if all the areas are annexed. These costs



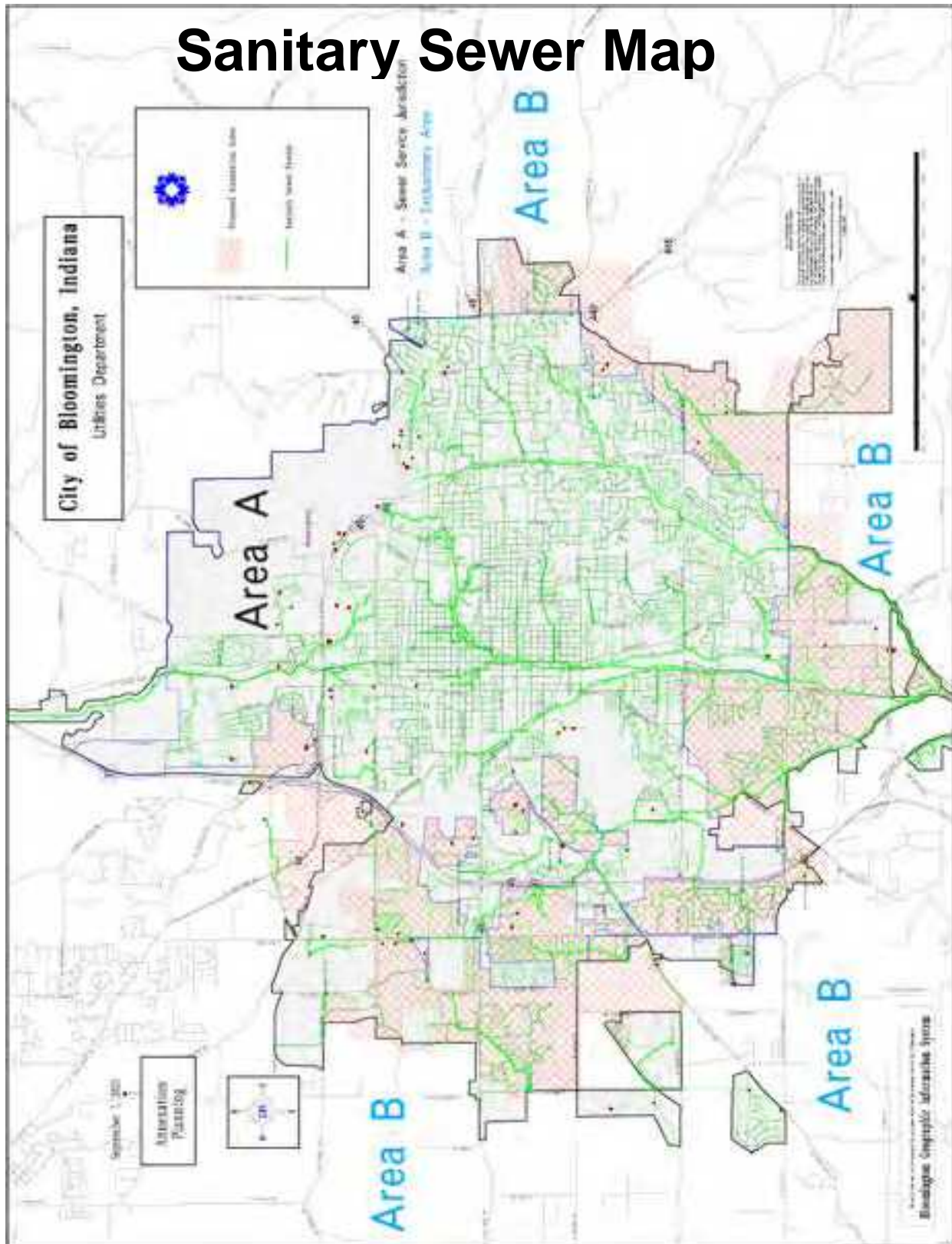
would likely be incurred proportionally based on the annexation of each of the areas and are therefore allocated to each area based on assessed valuation.

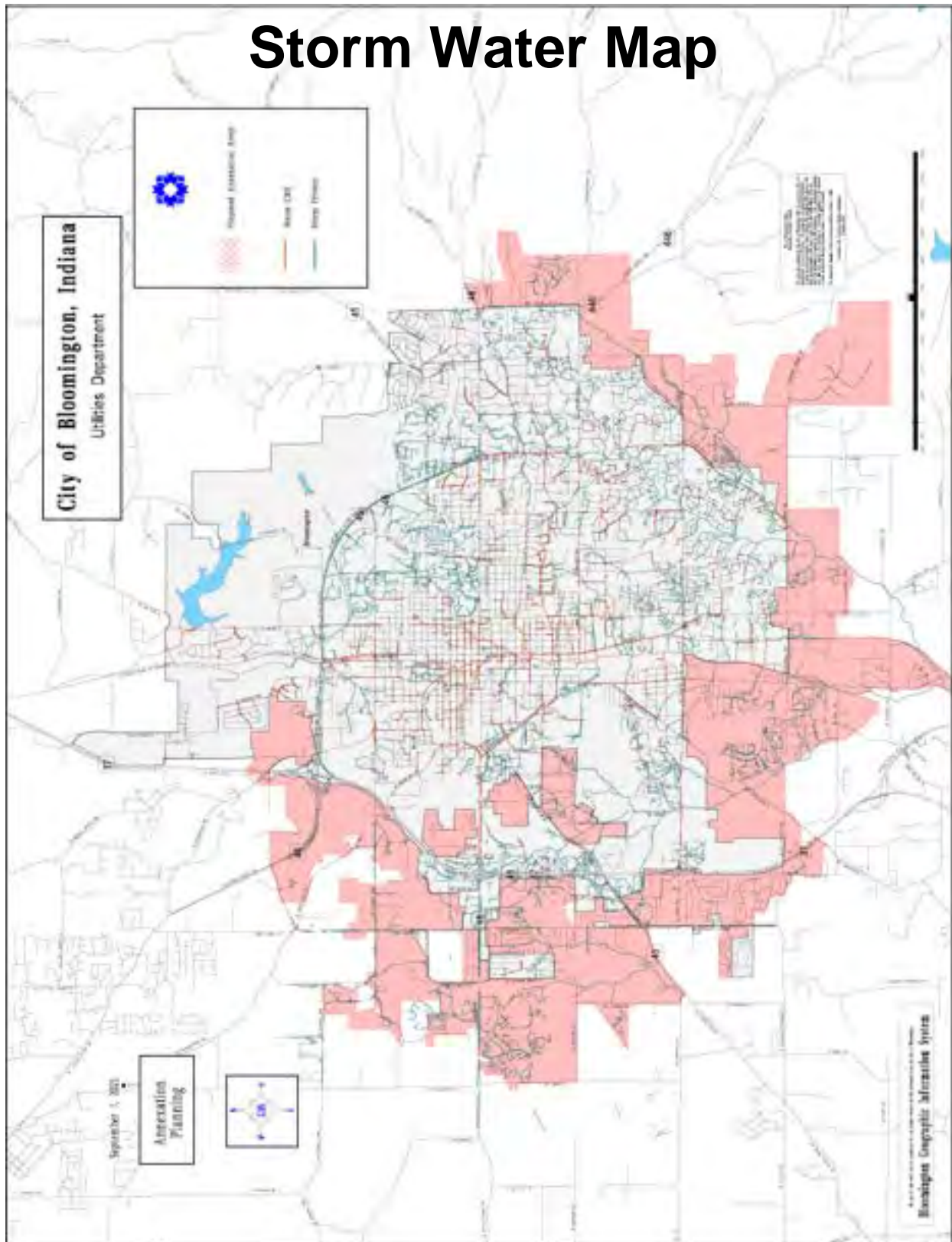
Regardless, the non-capital services of the CBU will be provided in each annexation area within one (1) year and the capital services will be provided in each annexation area within three (3) years after the effective date of the annexation in a manner equivalent in standard and scope to those services provided within the corporate boundaries regardless of similar topography, patterns of land use, and population density.

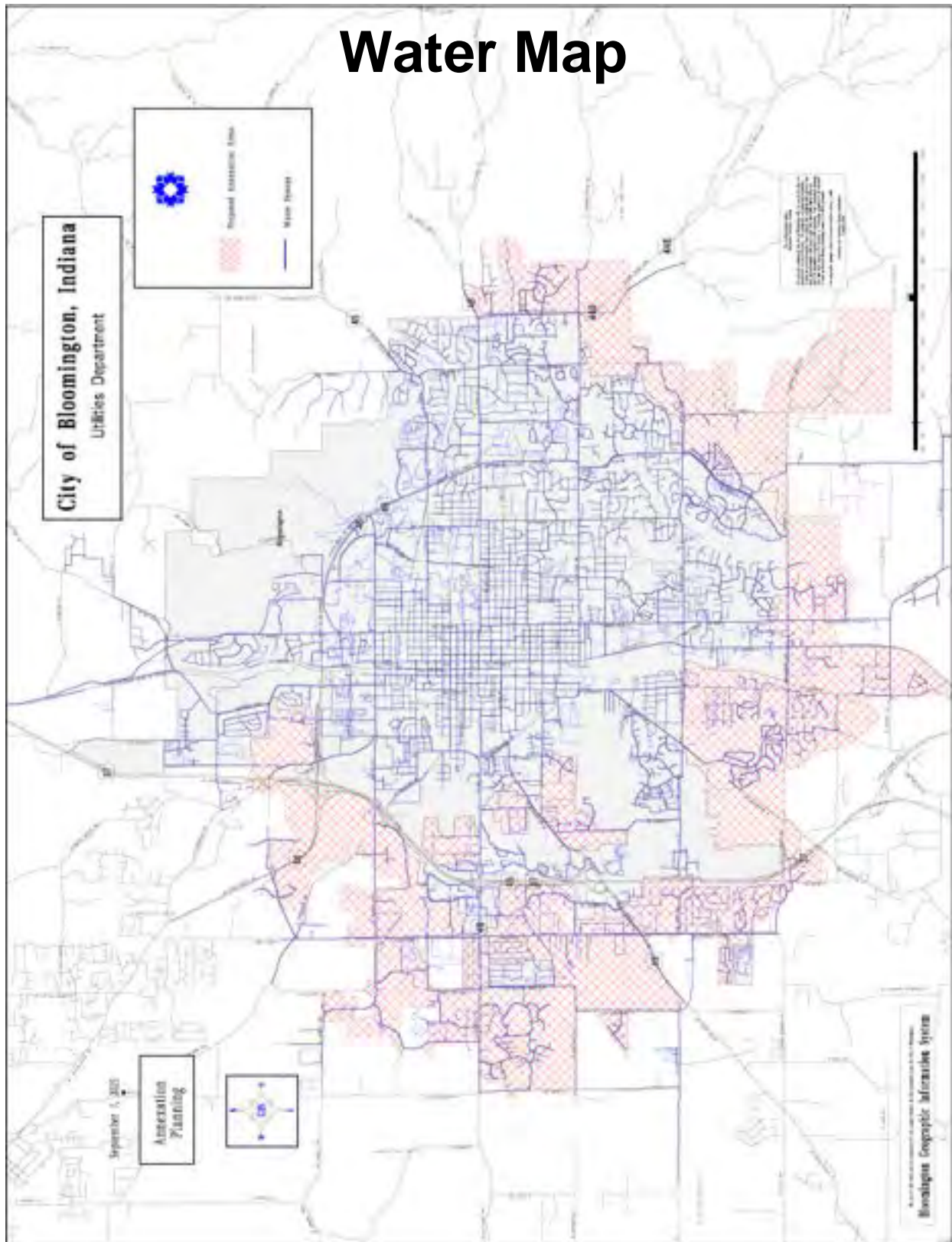
Please reference City Utilities Department detailed cost estimate data on the following pages:

Area:	Combined	1A	1B	1C	2	3	4	5
Page:	106	215	243	271	299	327	355	383

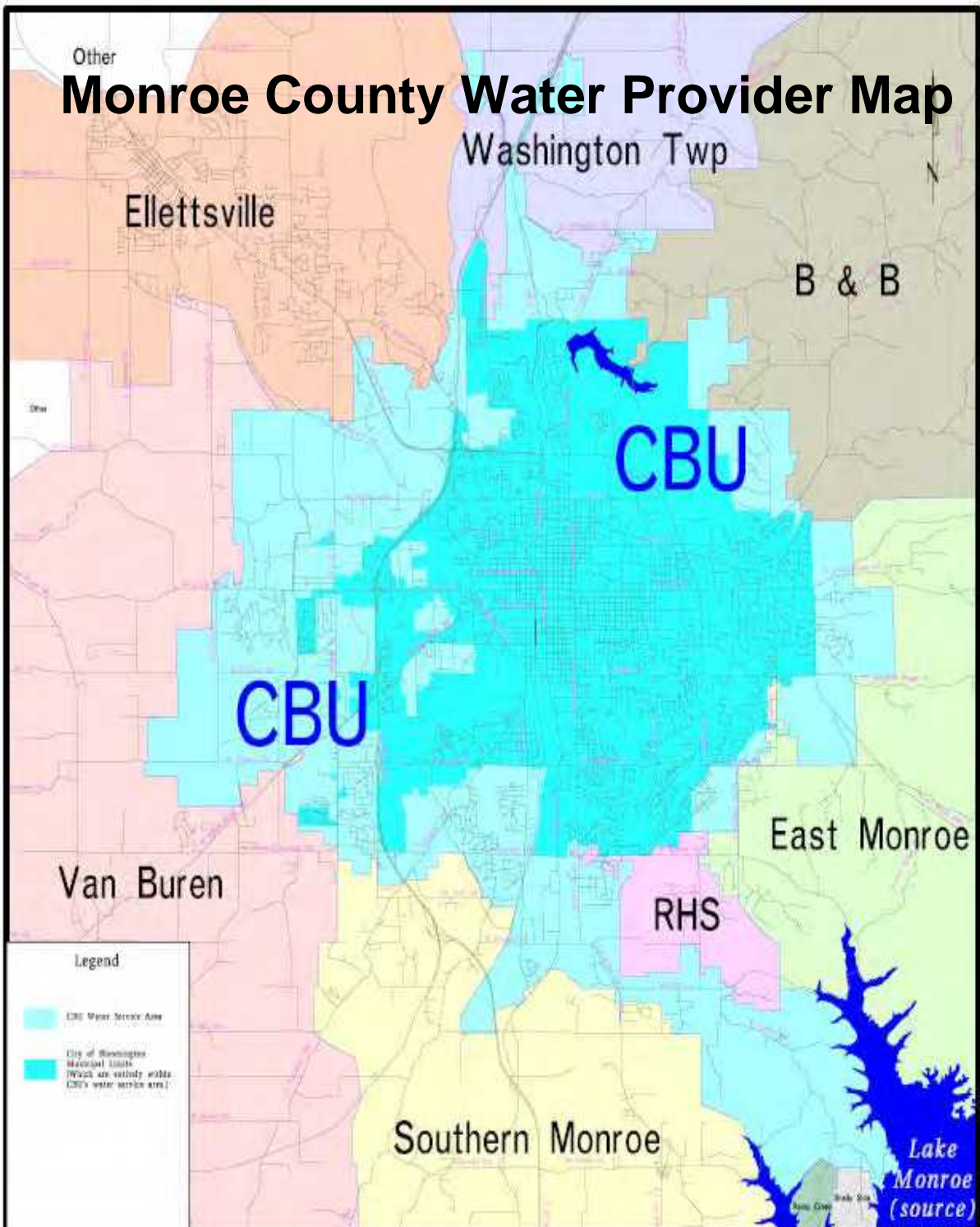






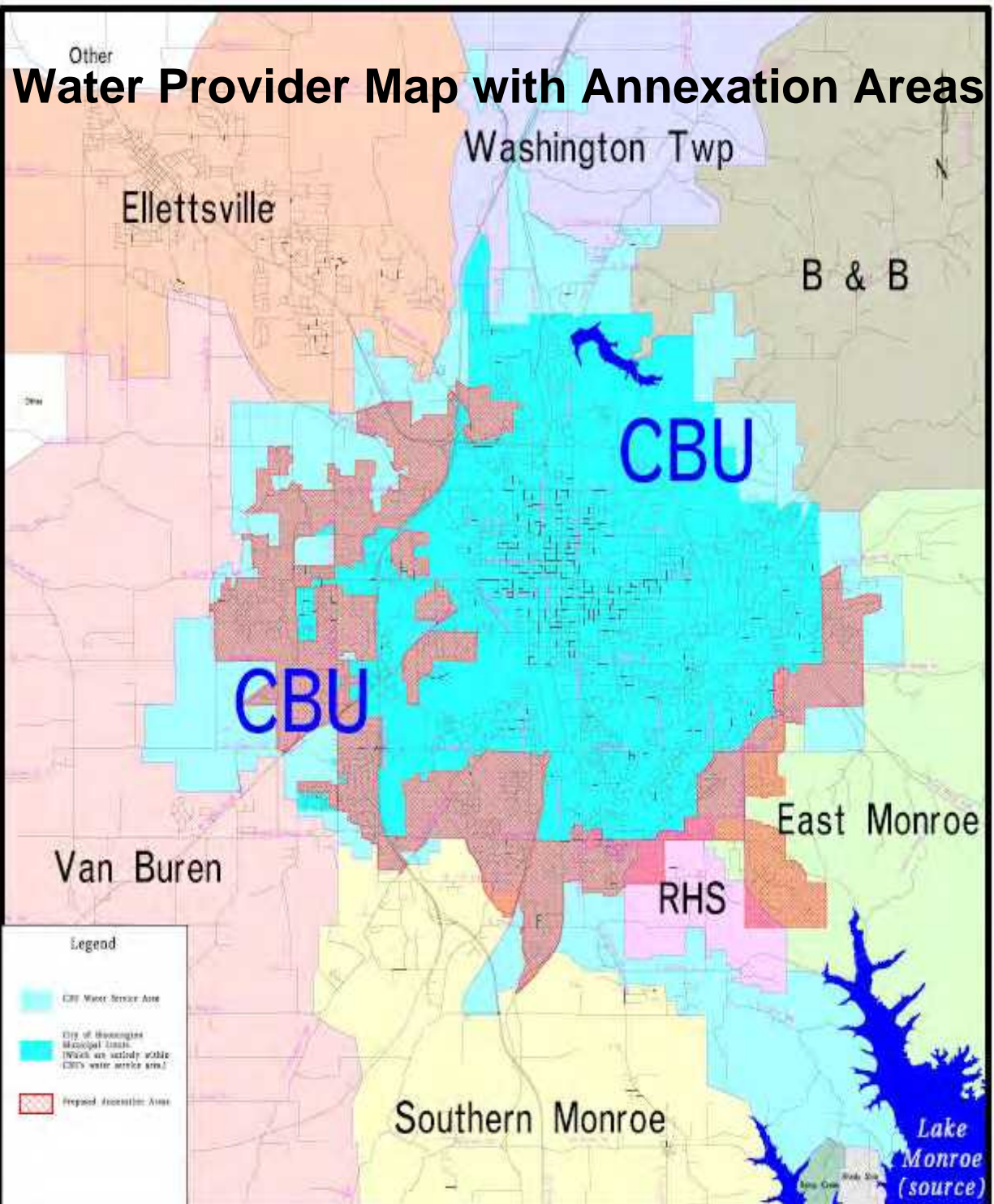


Monroe County Water Provider Map



Wholesale Water Customers/Rural Water Companies
City of Bloomington Utilities





Wholesale Water Customers/Rural Water Companies
City of Bloomington Utilities



September 7, 2021

10/20/21

Transit Department

The Bloomington Public Transportation Corporation (BT) is the public transit provider to the City of Bloomington. Two (2) forms of public transportation are provided including fixed route service available to the public using nine (9) routes, and BT Access service which is a demand response service for persons with disabilities.

Upon annexation, the annexation area will be added to the transit district.

BT will evaluate ridership and service needs and determine whether new or amended routes are appropriate in the same manner as the City's existing routes. Any changes will be subject to a public hearing process and policy making decision of the transit board.

BT notes that Ivy Tech has been identified as one potential area for fixed route service expansion. Costs associated with Ivy Tech route creation/enhancement have therefore been allocated entirely to Area 1A.

BT has also identified the South Rogers/Fullerton Park Area for potential route enhancement. These enhancements will serve area 1B. Associated costs have, therefore, been allocated entirely to 1B.

BT would also provide BT access service to all newly annexed areas.

The Department anticipates that all other non-capital and capital costs will be incurred based on each Area's proportionate share of the total net assessed value. Such costs have been allocated accordingly.

The following chart shows the cost break-down by Annexation Area for year 1. Non-capital costs are projected to increase 3% yearly due to account for inflation:

BLOOMINGTON TRANSIT - ANNEXATION COST ESTIMATES								
Description	Area 1A	Area 1B	Area 1C	Area 2	Area 3	Area 4	Area 5	Total
% of Total Annexed Assessed Value	34.0%	26.0%	0.5%	31.3%	1.1%	1.0%	6.1%	100%
BT Access	\$ 65,351.16	\$ 49,945.62	\$ 1,001.16	\$ 60,084.00	\$ 2,091.09	\$ 1,850.51	\$ 11,676.46	\$ 192,000.00
Ivy Tech/Part 48 Industrial Park Service	\$ 250,698.00	\$ -	\$ -	\$ -	\$ -	\$ -	\$ -	\$ 250,698.00
S.Rogers/Fullerton Pk Operating Cost	\$ -	\$ 250,698.00	\$ -	\$ -	\$ -	\$ -	\$ -	\$ 250,698.00
Subtotal: Non-Capital Expenses	\$ 316,049.16	\$ 300,643.62	\$ 1,001.16	\$ 60,084.00	\$ 2,091.09	\$ 1,850.51	\$ 11,676.46	\$ 693,396.00
BT Access Vans	\$ 54,459.30	\$ 41,621.35	\$ 834.30	\$ 50,070.00	\$ 1,742.58	\$ 1,542.09	\$ 9,730.39	\$ 160,000.00
Ivy Tech/Part 48 Industrial Park Capital	\$ 1,025,000.00	\$ -	\$ -	\$ -	\$ -	\$ -	\$ -	\$ 1,025,000.00
S.Rogers/Fullerton Pk Capital Cost	\$ -	\$ 1,025,000.00	\$ -	\$ -	\$ -	\$ -	\$ -	\$ 1,025,000.00
Subtotal: Capital Expenses	\$ 1,079,459.30	\$ 1,066,621.35	\$ 834.30	\$ 50,070.00	\$ 1,742.58	\$ 1,542.09	\$ 9,730.39	\$ 2,210,000.00
Grand Total: All Expenses	\$ 1,395,508.46	\$ 1,367,264.96	\$ 1,835.46	\$ 110,154.00	\$ 3,833.67	\$ 3,392.60	\$ 21,406.85	\$ 2,903,396.00



Regardless, the non-capital services of the Transit Department will be provided in each annexation area within one (1) year and the capital services will be provided in each annexation area within three (3) years after the effective date of the annexation in a manner equivalent in standard and scope to those services provided within the corporate boundaries regardless of similar topography, patterns of land use, and population density.

Please reference Transit Department detailed cost estimate data on the following pages:

Area:	Combined	1A	1B	1C	2	3	4	5
Page:	105	214	242	270	298	326	354	382



City of Bloomington - Annexation

Revenues Over Costs

All Departments Combined - ALL AREAS COMBINED

September 10, 2021

Net unallocated revenue through the first three (3) years will be placed in an impoundment fund(s)
Impoundment funds will be used to enhance services to the respective area

Revenues Over Minimal Costs	Pay Year 1	Pay Year 2	Pay Year 3	Pay Year 4
Total Revenues	\$ 10,246,147	\$ 12,006,015	\$ 12,666,219	\$ 13,143,446
Less: Non Capital Costs	\$ 7,192,073	\$ 7,554,947	\$ 7,704,341	\$ 7,935,467
Less: Capital Costs	\$ 6,586,243	\$ 6,640,243	\$ 6,695,863	\$ 1,967,742
Equals: Revenue Over/(Under Costs)	\$ (3,532,169)	\$ (2,189,174)	\$ (1,733,984)	\$ 3,240,238
Less: Impoundment Fund(s) Deposits	\$ -	\$ -	\$ -	\$ -
Equals: Net Revenue	\$ (3,532,169)	\$ (2,189,174)	\$ (1,733,984)	\$ 3,240,238

Revenues Over Maximum Costs	Pay Year 1	Pay Year 2	Pay Year 3	Pay Year 4
Total Revenues	\$ 10,246,147	\$ 12,006,015	\$ 12,666,219	\$ 13,143,446
Less: Non Capital Costs	\$ 9,501,223	\$ 9,858,696	\$ 10,077,202	\$ 10,379,514
Less: Capital Costs	\$ 9,780,338	\$ 9,840,333	\$ 9,902,127	\$ 2,186,929
Equals: Revenue Over/(Under Costs)	\$ (9,035,414)	\$ (7,693,013)	\$ (7,313,110)	\$ 577,004
Less: Impoundment Fund(s) Deposits	\$ -	\$ -	\$ -	\$ -
Equals: Net Revenue	\$ (9,035,414)	\$ (7,693,013)	\$ (7,313,110)	\$ 577,004

Note (1): The bond examples below are not final. The City intends to fund the debt(s) with Annexation revenue (no new taxes)

Note (2): The City will determine timing for bond(s) issuance closer to when Annexations become effective (within the first 3 years of Annexations)

Note (2): Net revenue (first three years) in areas 1A, 1B, 1C, 3, 4, and 5 will be placed in an impoundment fund(s)

Revenues Over Minimal Costs with 5 Year DS	Pay Year 1	Pay Year 2	Pay Year 3	Pay Year 4
Total Revenues	\$ 10,246,147	\$ 12,006,015	\$ 12,666,219	\$ 13,143,446
Less: Non Capital Costs	\$ 7,192,073	\$ 7,554,947	\$ 7,704,341	\$ 7,935,467
Less: Capital Costs	\$ -	\$ 4,721,833	\$ 4,721,833	\$ 4,721,833
Equals: Revenue Over/(Under Costs)	\$ 3,054,073	\$ (270,765)	\$ 240,045	\$ 486,146
Less: Impoundment Fund(s) Deposits	\$ -	\$ -	\$ 3,023,354	\$ -
Equals: Net Revenue	\$ 3,054,073	\$ (270,765)	\$ (2,783,308)	\$ 486,146

Revenues Over Minimal Costs with 10 Year DS	Pay Year 1	Pay Year 2	Pay Year 3	Pay Year 4
Total Revenues	\$ 10,246,147	\$ 12,006,015	\$ 12,666,219	\$ 13,143,446
Less: Non Capital Costs	\$ 7,192,073	\$ 7,554,947	\$ 7,704,341	\$ 7,935,467
Less: Capital Costs	\$ -	\$ 2,509,585	\$ 2,509,585	\$ 2,509,585
Equals: Revenue Over/(Under Costs)	\$ 3,054,073	\$ 1,941,484	\$ 2,452,294	\$ 2,698,395
Less: Impoundment Fund(s) Deposits	\$ 3,054,073	\$ 1,941,484	\$ 2,452,294	\$ -
Equals: Net Revenue	\$ -	\$ -	\$ -	\$ 2,698,395

City of Bloomington - Annexation

Revenues Over Costs

All Departments Combined - ALL AREAS COMBINED

September 10, 2021

Net unallocated revenue through the first three (3) years will be placed in an impoundment fund(s)
Impoundment funds will be used to enhance services to the respective area

Revenues Over Maximum Costs with 5 Year DS	Pay Year 1	Pay Year 2	Pay Year 3	Pay Year 4
Total Revenues	\$ 10,246,147	\$ 12,006,015	\$ 12,666,219	\$ 13,143,446
Less: Non Capital Costs	\$ 9,501,223	\$ 9,858,696	\$ 10,077,202	\$ 10,379,514
Less: Capital Costs	\$ -	\$ 6,839,992	\$ 6,839,992	\$ 6,839,992
Equals: Revenue Over/(Under Costs)	\$ 744,924	\$ (4,692,673)	\$ (4,250,975)	\$ (4,076,060)
Less: Impoundment Fund(s) Deposits	\$ -	\$ -	\$ -	\$ -
Equals: Net Revenue	\$ 744,924	\$ (4,692,673)	\$ (4,250,975)	\$ (4,076,060)

Revenues Over Maximum Costs with 10 Year DS	Pay Year 1	Pay Year 2	Pay Year 3	Pay Year 4
Total Revenues	\$ 10,246,147	\$ 12,006,015	\$ 12,666,219	\$ 13,143,446
Less: Non Capital Costs	\$ 9,501,223	\$ 9,858,696	\$ 10,077,202	\$ 10,379,514
Less: Capital Costs	\$ -	\$ 3,635,355	\$ 3,635,355	\$ 3,635,355
Equals: Revenue Over/(Under Costs)	\$ 744,924	\$ (1,488,035)	\$ (1,046,338)	\$ (871,422)
Less: Impoundment Fund(s) Deposits	\$ -	\$ -	\$ -	\$ -
Equals: Net Revenue	\$ 744,924	\$ (1,488,035)	\$ (1,046,338)	\$ (871,422)

Revenues Over Maximum Costs with 20 Year DS	Pay Year 1	Pay Year 2	Pay Year 3	Pay Year 4
Total Revenues	\$ 10,246,147	\$ 12,006,015	\$ 12,666,219	\$ 13,143,446
Less: Non Capital Costs	\$ 9,501,223	\$ 9,858,696	\$ 10,077,202	\$ 10,379,514
Less: Capital Costs	\$ -	\$ 2,067,986	\$ 2,067,986	\$ 2,067,986
Equals: Revenue Over/(Under Costs)	\$ 744,924	\$ 79,334	\$ 521,031	\$ 695,947
Less: Impoundment Fund(s) Deposits	\$ 744,924	\$ 79,334	\$ 521,031	\$ -
Equals: Net Revenue	\$ -	\$ -	\$ -	\$ 695,947

City of Bloomington - Annexation

Projected Non-Capital & Capital Expenses

ALL AREAS - **All Annexation Areas Combined**

September 10, 2021

Expense Items	Year 1		Year 2		Year 3		Year 4	
	Minimum Costs	Maximum Costs	Minimum Costs	Maximum Costs	Minimum Costs	Maximum Costs	Minimum Costs	Maximum Costs
Total Non Capital Expenses	\$ 7,192,073	\$ 9,501,223	\$ 7,554,947	\$ 9,858,696	\$ 7,704,341	\$ 10,077,202	\$ 7,935,467	\$ 10,379,514
Total Capital Expenses	\$ 6,586,243	\$ 9,780,338	\$ 6,640,243	\$ 9,840,333	\$ 6,695,863	\$ 9,902,127	\$ 1,967,742	\$ 2,186,929
Total Non Cap/Capital Exp	\$ 13,778,316	\$ 19,281,561	\$ 14,195,190	\$ 19,699,029	\$ 14,400,204	\$ 19,979,330	\$ 9,903,209	\$ 12,566,442

City of Bloomington

Sources & Uses

September 10, 2021

Minimum Capital Costs - 5 Year Bond

Sources

Bond Proceeds	\$ 22,112,827
Total Sources	\$ 22,112,827

Uses

Capital Projects	\$ 21,890,090
Issuance Costs	\$ 372,132
Misc.	\$ 98,739
Capitalized Interest	\$ -
Total Uses	\$ 22,360,961

Interest Rate	2.0%
Payback Period (in Years)	5

PRELIMINARY AMORTIZATION SCHEDULE

PERIOD	PAYMENT	INTEREST	PRINCIPAL	BALANCE
1	\$ 2,360,916.70	\$ 221,128.27	\$ 2,113,589.89	\$ 19,999,236.79
2	\$ 2,360,916.70	\$ 199,992.37	\$ 2,134,725.79	\$ 17,864,511.00
3	\$ 2,360,916.70	\$ 178,645.11	\$ 2,156,073.05	\$ 15,708,437.95
4	\$ 2,360,916.70	\$ 157,084.38	\$ 2,177,633.78	\$ 13,530,804.17
5	\$ 2,360,916.70	\$ 135,308.04	\$ 2,199,410.12	\$ 11,331,394.05
6	\$ 2,360,916.70	\$ 113,313.94	\$ 2,221,404.22	\$ 9,109,989.83
7	\$ 2,360,916.70	\$ 91,099.90	\$ 2,243,618.26	\$ 6,866,371.57
8	\$ 2,360,916.70	\$ 68,663.72	\$ 2,266,054.44	\$ 4,600,317.13
9	\$ 2,360,916.70	\$ 46,003.17	\$ 2,288,714.99	\$ 2,311,602.14
10	\$ 2,360,916.70	\$ 23,116.02	\$ 2,311,602.14	\$ -

Note: Assumes two (2) payments per year (ex: 1st year would include PERIOD 1 and 2)

Note: Assumes payments will begin in 1st Pay Year (Year 2 of Annexation)

Note: All estimates shown are preliminary (actual results may vary and may be material)

City of Bloomington

Sources & Uses

September 10, 2021

Maximum Capital Costs - 5 Year Bond**Sources**

Bond Proceeds	\$ 32,032,380
Total Sources	\$ 32,032,380

Uses

Capital Projects	\$ 31,709,727
Issuance Costs	\$ 539,065
Misc.	\$ 143,032
Capitalized Interest	\$ -
Total Uses	\$ 32,391,825

Interest Rate	2.0%
Payback Period (in Years)	5

PRELIMINARY AMORTIZATION SCHEDULE

PERIOD	PAYMENT	INTEREST	PRINCIPAL	BALANCE
1	\$ 3,419,996.10	\$ 320,323.80	\$ 3,061,721.40	\$ 28,970,658.61
2	\$ 3,419,996.10	\$ 289,706.59	\$ 3,092,338.61	\$ 25,878,320.00
3	\$ 3,419,996.10	\$ 258,783.20	\$ 3,123,262.00	\$ 22,755,058.00
4	\$ 3,419,996.10	\$ 227,550.58	\$ 3,154,494.62	\$ 19,600,563.38
5	\$ 3,419,996.10	\$ 196,005.63	\$ 3,186,039.56	\$ 16,414,523.82
6	\$ 3,419,996.10	\$ 164,145.24	\$ 3,217,899.96	\$ 13,196,623.86
7	\$ 3,419,996.10	\$ 131,966.24	\$ 3,250,078.96	\$ 9,946,544.90
8	\$ 3,419,996.10	\$ 99,465.45	\$ 3,282,579.75	\$ 6,663,965.15
9	\$ 3,419,996.10	\$ 66,639.65	\$ 3,315,405.55	\$ 3,348,559.60
10	\$ 3,419,996.10	\$ 33,485.60	\$ 3,348,559.60	\$ -

Note: Assumes two (2) payments per year (ex: 1st year would include PERIOD 1 and 2)

Note: Assumes payments will begin in 1st Pay Year (Year 2 of Annexation)

Note: All estimates shown are preliminary (actual results may vary and may be material)

City of Bloomington

Sources & Uses

September 10, 2021

Minimum Capital Costs - 10 Year Bond

Sources

Bond Proceeds	\$ 22,112,827
Total Sources	\$ 22,112,827

Uses

Capital Projects	\$ 21,890,090
Issuance Costs	\$ 372,132
Misc.	\$ 98,739
Capitalized Interest	\$ -
Total Uses	\$ 22,360,961

Interest Rate 2.25%
Payback Period (in Years) 10

PRELIMINARY AMORTIZATION SCHEDULE

PERIOD	PAYMENT	INTEREST	PRINCIPAL	BALANCE
1	\$ 1,254,792.28	\$ 248,769.30	\$ 992,098.84	\$ 21,120,727.85
2	\$ 1,254,792.28	\$ 237,608.19	\$ 1,003,259.95	\$ 20,117,467.90
3	\$ 1,254,792.28	\$ 226,321.51	\$ 1,014,546.62	\$ 19,102,921.28
4	\$ 1,254,792.28	\$ 214,907.86	\$ 1,025,960.27	\$ 18,076,961.00
5	\$ 1,254,792.28	\$ 203,365.81	\$ 1,037,502.33	\$ 17,039,458.68
6	\$ 1,254,792.28	\$ 191,693.91	\$ 1,049,174.23	\$ 15,990,284.45
7	\$ 1,254,792.28	\$ 179,890.70	\$ 1,060,977.44	\$ 14,929,307.01
8	\$ 1,254,792.28	\$ 167,954.70	\$ 1,072,913.43	\$ 13,856,393.58
9	\$ 1,254,792.28	\$ 155,884.43	\$ 1,084,983.71	\$ 12,771,409.87
10	\$ 1,254,792.28	\$ 143,678.36	\$ 1,097,189.78	\$ 11,674,220.09
11	\$ 1,254,792.28	\$ 131,334.98	\$ 1,109,533.16	\$ 10,564,686.93
12	\$ 1,254,792.28	\$ 118,852.73	\$ 1,122,015.41	\$ 9,442,671.52
13	\$ 1,254,792.28	\$ 106,230.05	\$ 1,134,638.08	\$ 8,308,033.44
14	\$ 1,254,792.28	\$ 93,465.38	\$ 1,147,402.76	\$ 7,160,630.67
15	\$ 1,254,792.28	\$ 80,557.10	\$ 1,160,311.04	\$ 6,000,319.63
16	\$ 1,254,792.28	\$ 67,503.60	\$ 1,173,364.54	\$ 4,826,955.09
17	\$ 1,254,792.28	\$ 54,303.24	\$ 1,186,564.89	\$ 3,640,390.20
18	\$ 1,254,792.28	\$ 40,954.39	\$ 1,199,913.75	\$ 2,440,476.45
19	\$ 1,254,792.28	\$ 27,455.36	\$ 1,213,412.78	\$ 1,227,063.67
20	\$ 1,254,792.28	\$ 13,804.47	\$ 1,227,063.67	\$ -

Note: Assumes two (2) payments per year (ex: 1st year would include PERIOD 1 and 2)

Note: Assumes payments will begin in 1st Pay Year (Year 2 of Annexation)

Note: All estimates shown are preliminary (actual results may vary and may be material)

City of Bloomington

Sources & Uses

September 10, 2021

Maximum Capital Costs - 10 Year Bond

Sources

Bond Proceeds	\$ 32,032,380
Total Sources	\$ 32,032,380

Uses

Capital Projects	\$ 31,709,727
Issuance Costs	\$ 539,065
Misc.	\$ 143,032
Capitalized Interest	\$ -
Total Uses	\$ 32,391,825

Interest Rate 2.25%
Payback Period (in Years) 10

PRELIMINARY AMORTIZATION SCHEDULE

PERIOD	PAYMENT	INTEREST	PRINCIPAL	BALANCE
1	\$ 1,817,677.30	\$ 360,364.28	\$ 1,437,142.68	\$ 30,595,237.33
2	\$ 1,817,677.30	\$ 344,196.42	\$ 1,453,310.53	\$ 29,141,926.80
3	\$ 1,817,677.30	\$ 327,846.68	\$ 1,469,660.28	\$ 27,672,266.52
4	\$ 1,817,677.30	\$ 311,313.00	\$ 1,486,193.95	\$ 26,186,072.56
5	\$ 1,817,677.30	\$ 294,593.32	\$ 1,502,913.64	\$ 24,683,158.93
6	\$ 1,817,677.30	\$ 277,685.54	\$ 1,519,821.42	\$ 23,163,337.51
7	\$ 1,817,677.30	\$ 260,587.55	\$ 1,536,919.41	\$ 21,626,418.11
8	\$ 1,817,677.30	\$ 243,297.20	\$ 1,554,209.75	\$ 20,072,208.36
9	\$ 1,817,677.30	\$ 225,812.34	\$ 1,571,694.61	\$ 18,500,513.75
10	\$ 1,817,677.30	\$ 208,130.78	\$ 1,589,376.17	\$ 16,911,137.57
11	\$ 1,817,677.30	\$ 190,250.30	\$ 1,607,256.66	\$ 15,303,880.92
12	\$ 1,817,677.30	\$ 172,168.66	\$ 1,625,338.29	\$ 13,678,542.63
13	\$ 1,817,677.30	\$ 153,883.60	\$ 1,643,623.35	\$ 12,034,919.28
14	\$ 1,817,677.30	\$ 135,392.84	\$ 1,662,114.11	\$ 10,372,805.16
15	\$ 1,817,677.30	\$ 116,694.06	\$ 1,680,812.90	\$ 8,691,992.27
16	\$ 1,817,677.30	\$ 97,784.91	\$ 1,699,722.04	\$ 6,992,270.23
17	\$ 1,817,677.30	\$ 78,663.04	\$ 1,718,843.91	\$ 5,273,426.32
18	\$ 1,817,677.30	\$ 59,326.05	\$ 1,738,180.91	\$ 3,535,245.41
19	\$ 1,817,677.30	\$ 39,771.51	\$ 1,757,735.44	\$ 1,777,509.97
20	\$ 1,817,677.30	\$ 19,996.99	\$ 1,777,509.97	\$ -

Note: Assumes two (2) payments per year (ex: 1st year would include PERIOD 1 and 2)

Note: Assumes payments will begin in 1st Pay Year (Year 2 of Annexation)

Note: All estimates shown are preliminary (actual results may vary and may be material)

City of Bloomington
Sources & Uses
September 10, 2021

Maximum Capital Costs - 20 Year Bond

Sources

Bond Proceeds	\$ 32,032,380
Total Sources	\$ 32,032,380

Uses

Capital Projects	\$ 31,709,727
Issuance Costs	\$ 539,065
Misc.	\$ 143,032
Capitalized Interest	\$ -
Total Uses	\$ 32,391,825
Interest Rate	2.5%
Payback Period (in Years)	20

PRELIMINARY AMORTIZATION SCHEDULE

PERIOD	PAYMENT	INTEREST	PRINCIPAL	BALANCE
1	\$ 1,033,992.84	\$ 400,404.75	\$ 622,114.11	\$ 31,410,265.90
2	\$ 1,033,992.84	\$ 392,628.32	\$ 629,890.54	\$ 30,780,375.36
3	\$ 1,033,992.84	\$ 384,754.69	\$ 637,764.17	\$ 30,142,611.19
4	\$ 1,033,992.84	\$ 376,782.64	\$ 645,736.22	\$ 29,496,874.97
5	\$ 1,033,992.84	\$ 368,710.94	\$ 653,807.92	\$ 28,843,067.05
6	\$ 1,033,992.84	\$ 360,538.34	\$ 661,980.52	\$ 28,181,086.53
7	\$ 1,033,992.84	\$ 352,263.58	\$ 670,255.28	\$ 27,510,831.25
8	\$ 1,033,992.84	\$ 343,885.39	\$ 678,633.47	\$ 26,832,197.78
9	\$ 1,033,992.84	\$ 335,402.47	\$ 687,116.39	\$ 26,145,081.39
10	\$ 1,033,992.84	\$ 326,813.52	\$ 695,705.34	\$ 25,449,376.04
11	\$ 1,033,992.84	\$ 318,117.20	\$ 704,401.66	\$ 24,744,974.38
12	\$ 1,033,992.84	\$ 309,312.18	\$ 713,206.68	\$ 24,031,767.70
13	\$ 1,033,992.84	\$ 300,397.10	\$ 722,121.76	\$ 23,309,645.94
14	\$ 1,033,992.84	\$ 291,370.57	\$ 731,148.29	\$ 22,578,497.65
15	\$ 1,033,992.84	\$ 282,231.22	\$ 740,287.64	\$ 21,838,210.01
16	\$ 1,033,992.84	\$ 272,977.63	\$ 749,541.24	\$ 21,088,668.78
17	\$ 1,033,992.84	\$ 263,608.36	\$ 758,910.50	\$ 20,329,758.28
18	\$ 1,033,992.84	\$ 254,121.98	\$ 768,396.88	\$ 19,561,361.39
19	\$ 1,033,992.84	\$ 244,517.02	\$ 778,001.84	\$ 18,783,359.55
20	\$ 1,033,992.84	\$ 234,791.99	\$ 787,726.87	\$ 17,995,632.68
21	\$ 1,033,992.84	\$ 224,945.41	\$ 797,573.45	\$ 17,198,059.23
22	\$ 1,033,992.84	\$ 214,975.74	\$ 807,543.12	\$ 16,390,516.11
23	\$ 1,033,992.84	\$ 204,881.45	\$ 817,637.41	\$ 15,572,878.70
24	\$ 1,033,992.84	\$ 194,660.98	\$ 827,857.88	\$ 14,745,020.82
25	\$ 1,033,992.84	\$ 184,312.76	\$ 838,206.10	\$ 13,906,814.72
26	\$ 1,033,992.84	\$ 173,835.18	\$ 848,683.68	\$ 13,058,131.05
27	\$ 1,033,992.84	\$ 163,226.64	\$ 859,292.22	\$ 12,198,838.82
28	\$ 1,033,992.84	\$ 152,485.49	\$ 870,033.38	\$ 11,328,805.45
29	\$ 1,033,992.84	\$ 141,610.07	\$ 880,908.79	\$ 10,447,896.66
30	\$ 1,033,992.84	\$ 130,598.71	\$ 891,920.15	\$ 9,555,977.00
31	\$ 1,033,992.84	\$ 119,449.71	\$ 903,069.15	\$ 8,652,908.00
32	\$ 1,033,992.84	\$ 108,161.34	\$ 914,357.52	\$ 7,738,550.00
33	\$ 1,033,992.84	\$ 96,731.87	\$ 925,786.99	\$ 6,812,763.00
34	\$ 1,033,992.84	\$ 85,159.54	\$ 937,359.33	\$ 5,875,404.00
35	\$ 1,033,992.84	\$ 73,442.54	\$ 949,076.32	\$ 4,926,328.00
36	\$ 1,033,992.84	\$ 61,579.09	\$ 960,939.77	\$ 3,965,388.00
37	\$ 1,033,992.84	\$ 49,567.34	\$ 972,951.52	\$ 2,992,436.00
38	\$ 1,033,992.84	\$ 37,405.45	\$ 985,113.41	\$ 2,007,323.00
39	\$ 1,033,992.84	\$ 25,091.53	\$ 997,427.33	\$ 1,009,896.00
40	\$ 1,033,992.84	\$ 12,623.69	\$ 1,009,895.17	\$ -

Note: Assumes two (2) payments per year (ex: 1st year would include PERIOD 1 and 2)

Note: Assumes payments will begin in 1st Pay Year (Year 2 of Annexation)

Note: All estimates shown are preliminary (actual results may vary and may be material)

City of Bloomington - Annexation

Projected Non-Capital & Capital Expenses
City Clerk Department - All Annexation Areas Combined
September 10, 2021

IF ALL AREAS ARE ANNEXED

Expense Items	Year 1				Year 2				Year 3				Year 4			
	Number	Minimum Costs	Number	Maximum Costs	Number	Minimum Costs	Number	Maximum Costs	Number	Minimum Costs	Number	Maximum Costs	Number	Minimum Costs	Number	Maximum Costs
Non Capital Expenses																
Total Non Capital Expenses		\$ -		\$ -		\$ -		\$ -		\$ -		\$ -		\$ -		\$ -
Capital Expenses																
Total Capital Expenses		\$ -		\$ -		\$ -		\$ -		\$ -		\$ -		\$ -		\$ -
Total Non Cap/Capital Exp		\$ -		\$ -		\$ -		\$ -		\$ -		\$ -		\$ -		\$ -

City of Bloomington - Annexation

Projected Non-Capital & Capital Expenses

Community & Family Resources Department - **All Annexation Areas Combined**

September 10, 2021

IF ALL AREAS ARE ANNEXED

Expense Items	Year 1				Year 2				Year 3				Year 4			
	Number	Minimum Costs	Number	Maximum Costs	Number	Minimum Costs	Number	Maximum Costs	Number	Minimum Costs	Number	Maximum Costs	Number	Minimum Costs	Number	Maximum Costs
Non Capital Expenses																
New Employees	1	\$ 60,000	1	\$ 60,000	1	\$ 61,800	1	\$ 61,800	1	\$ 63,654	1	\$ 63,654	1	\$ 65,564	1	\$ 65,564
Marketing		\$ 8,000		\$ 8,000		\$ 8,240		\$ 8,240		\$ 8,487		\$ 8,487		\$ 8,742		\$ 8,742
New Program Development		\$ 25,000		\$ 25,000		\$ 25,750		\$ 25,750		\$ 26,523		\$ 26,523		\$ 27,318		\$ 27,318
Total Non Capital Expenses		\$ 93,000		\$ 93,000		\$ 95,790		\$ 95,790		\$ 98,664		\$ 98,664		\$ 101,624		\$ 101,624
Capital Expenses																
Total Capital Expenses		\$ -		\$ -		\$ -		\$ -		\$ -		\$ -		\$ -		\$ -
Total Non Cap/Capital Exp		\$ 93,000		\$ 93,000		\$ 95,790		\$ 95,790		\$ 98,664		\$ 98,664		\$ 101,624		\$ 101,624

Note (1): Years 2, 3, and 4 assume a 3% increase due to cost of inflation.

City of Bloomington - Annexation

Projected Non-Capital & Capital Expenses
Controller Department - All Annexation Areas Combined
September 10, 2021

IF ALL AREAS ARE ANNEXED

Expense Items	Year 1				Year 2				Year 3				Year 4			
	Number	Minimum Costs	Number	Maximum Costs	Number	Minimum Costs	Number	Maximum Costs	Number	Minimum Costs	Number	Maximum Costs	Number	Minimum Costs	Number	Maximum Costs
Non Capital Expenses																
New Employees			1	\$ 81,955			1	\$ 84,414			1	\$ 86,946			1	\$ 89,554
Supplies				\$ 1,093				\$ 1,126				\$ 1,160				\$ 1,194
Total Non Capital Expenses		\$ -		\$ 83,048		\$ -		\$ 85,539		\$ -		\$ 88,106		\$ -		\$ 90,749
Capital Expenses																
Total Capital Expenses		\$ -		\$ -		\$ -		\$ -		\$ -		\$ -		\$ -		\$ -
Total Non Cap/Capital Exp		\$ -		\$ 83,048		\$ -		\$ 85,539		\$ -		\$ 88,106		\$ -		\$ 90,749

Note (1): Years 2, 3, and 4 assume a 3% increase due to cost of inflation.

City of Bloomington - Annexation

Projected Non-Capital & Capital Expenses
Council Department - All Annexation Areas Combined
September 10, 2021

IF ALL AREAS ARE ANNEXED

Expense Items	Year 1				Year 2				Year 3				Year 4			
	Number	Minimum Costs	Number	Maximum Costs	Number	Minimum Costs	Number	Maximum Costs	Number	Minimum Costs	Number	Maximum Costs	Number	Minimum Costs	Number	Maximum Costs
Non Capital Expenses																
Total Non Capital Expenses		\$ -		\$ -		\$ -		\$ -		\$ -		\$ -		\$ -		\$ -
Capital Expenses																
Total Capital Expenses		\$ -		\$ -		\$ -		\$ -		\$ -		\$ -		\$ -		\$ -
Total Non Cap/Capital Exp		\$ -		\$ -		\$ -		\$ -		\$ -		\$ -		\$ -		\$ -

City of Bloomington - Annexation

Projected Non-Capital & Capital Expenses

ESD Department - All Annexation Areas Combined

September 10, 2021

IF ALL AREAS ARE ANNEXED

Expense Items	Year 1				Year 2				Year 3				Year 4			
	Number	Minimum Costs	Number	Maximum Costs	Number	Minimum Costs	Number	Maximum Costs	Number	Minimum Costs	Number	Maximum Costs	Number	Minimum Costs	Number	Maximum Costs
Non Capital Expenses																
Labor Support \$160k - \$75k x 2 Years		\$ 75,000		\$ 75,000		\$ 75,000		\$ 75,000		\$ -		\$ -		\$ -		\$ -
Total Non Capital Expenses		\$ 75,000		\$ 75,000		\$ 75,000		\$ 75,000		\$ -		\$ -		\$ -		\$ -
Capital Expenses																
Total Capital Expenses		\$ -		\$ -		\$ -		\$ -		\$ -		\$ -		\$ -		\$ -
Total Non Cap/Capital Exp		\$ 75,000		\$ 75,000		\$ 75,000		\$ 75,000		\$ -		\$ -		\$ -		\$ -

Note (1): Non capital expenses for Years 2, 3, and 4 assume a 3% increase due to cost of inflation.

City of Bloomington - Annexation

Projected Non-Capital & Capital Expenses

Engineering Department - **All Annexation Areas Combined**

September 10, 2021

IF ALL AREAS ARE ANNEXED

Expense Items	Year 1				Year 2				Year 3				Year 4			
	Number	Minimum Costs	Number	Maximum Costs	Number	Minimum Costs	Number	Maximum Costs	Number	Minimum Costs	Number	Maximum Costs	Number	Minimum Costs	Number	Maximum Costs
Non Capital Expenses																
New Project Manager	1	\$ 50,000	1	\$ 54,000	1	\$ 51,500	1	\$ 55,620	1	\$ 53,045	1	\$ 57,289	1	\$ 54,636	1	\$ 59,007
New Engineering Field Specialist	1	\$ 48,000	1	\$ 52,000	1	\$ 49,440	1	\$ 53,560	1	\$ 50,923	1	\$ 55,167	1	\$ 52,451	1	\$ 56,822
Supplies		\$ 6,500		\$ 6,500		\$ 6,695		\$ 6,695		\$ 6,896		\$ 6,896		\$ 7,103		\$ 7,103
Travel, Dues & Instructions		\$ 1,500		\$ 1,500		\$ 1,545		\$ 1,545		\$ 1,591		\$ 1,591		\$ 1,639		\$ 1,639
Total Non Capital Expenses		\$ 106,000		\$ 114,000		\$ 109,180		\$ 117,420		\$ 112,455		\$ 120,943		\$ 115,829		\$ 124,571
Capital Expenses																
Trucks	0.67	\$ 33,333	0.67	\$ 33,333	0.67	\$ 33,333	0.67	\$ 33,333	0.67	\$ 33,333	0.67	\$ 33,333	0.00	\$ -	0.00	\$ -
Phones/Tablets	0.67	\$ 1,333	0.67	\$ 1,333	0.67	\$ 1,333	0.67	\$ 1,333	0.67	\$ 1,333	0.67	\$ 1,333	0.00	\$ -	0.00	\$ -
Work Space Expansion	0.33	\$ 16,667	0.33	\$ 33,333	0.33	\$ 16,667	0.33	\$ 33,333	0.33	\$ 16,667	0.33	\$ 33,333	0.00	\$ -	0.00	\$ -
Engineering Projects	0.33	\$ 566,667	0.33	\$ 566,667	0.33	\$ 566,667	0.33	\$ 566,667	0.33	\$ 566,667	0.33	\$ 566,667	0.00	\$ -	0.00	\$ -
Total Capital Expenses		\$ 618,000		\$ 634,667		\$ 618,000		\$ 634,667		\$ 618,000		\$ 634,667		\$ -		\$ -
Total Non Cap/Capital Exp		\$ 724,000		\$ 748,667		\$ 727,180		\$ 752,087		\$ 730,455		\$ 755,609		\$ 115,829		\$ 124,571

Note (1): Non capital expenses for Years 2, 3, and 4 assume a 3% increase due to cost of inflation.

City of Bloomington - Annexation

Projected Non-Capital & Capital Expenses

Fire Department - **All Annexation Areas Combined**

September 10, 2021

IF ALL AREAS ARE ANNEXED

Expense Items	Year 1				Year 2				Year 3				Year 4			
	Number	Minimum Costs	Number	Maximum Costs	Number	Minimum Costs	Number	Maximum Costs	Number	Minimum Costs	Number	Maximum Costs	Number	Minimum Costs	Number	Maximum Costs
Non Capital Expenses																
Captains	3	\$ 183,378	3	\$ 183,378	3	\$ 188,879	3	\$ 188,879	3	\$ 194,546	3	\$ 194,546	3	\$ 200,382	3	\$ 200,382
Chauffeurs	3	\$ 170,352	3	\$ 170,352	3	\$ 175,463	3	\$ 175,463	3	\$ 180,726	3	\$ 180,726	3	\$ 186,148	3	\$ 186,148
Firefighters	9	\$ 491,625	9	\$ 491,625	9	\$ 506,374	9	\$ 506,374	9	\$ 521,565	9	\$ 521,565	9	\$ 537,212	9	\$ 537,212
Deputy Fire Marshal	1	\$ 82,110	1	\$ 82,110	1	\$ 84,573	1	\$ 84,573	1	\$ 87,110	1	\$ 87,110	1	\$ 89,724	1	\$ 89,724
Apparatus Operating Maintenance		\$ 40,000		\$ 50,000		\$ 41,200		\$ 51,500		\$ 42,436		\$ 53,045		\$ 43,709		\$ 54,636
Fire Station Annual Maintenance		\$ 10,000		\$ 15,000		\$ 10,300		\$ 15,450		\$ 10,609		\$ 15,914		\$ 10,927		\$ 16,391
Total Non Capital Expenses		\$ 977,465		\$ 992,465		\$ 1,006,789		\$ 1,022,239		\$ 1,036,993		\$ 1,052,906		\$ 1,068,102		\$ 1,084,493
Capital Expenses																
Station Upgrade	0.33	\$ 83,333	0.33	\$ 166,667	0.33	\$ 83,333	0.33	\$ 166,667	0.33	\$ 83,333	0.33	\$ 166,667	0.00	\$ -	0.00	\$ -
Fire Engine Pumper	0.33	\$ 191,667	0.33	\$ 208,333	0.33	\$ 191,667	0.33	\$ 208,333	0.33	\$ 191,667	0.33	\$ 208,333	0.00	\$ -	0.00	\$ -
SCBA Inventory (6)	2.00	\$ 10,000	2.00	\$ 10,000	2.00	\$ 10,000	2.00	\$ 10,000	2.00	\$ 10,000	2.00	\$ 10,000	0.00	\$ -	0.00	\$ -
Personal Protective Equipment (5)	5.33	\$ 32,000	5.33	\$ 37,333	5.33	\$ 32,000	5.33	\$ 37,333	5.33	\$ 32,000	5.33	\$ 37,333	0.00	\$ -	0.00	\$ -
Office Reconfiguration/Furniture	0.33	\$ 10,000	0.33	\$ 33,333	0.33	\$ 10,000	0.33	\$ 33,333	0.33	\$ 10,000	0.33	\$ 33,333	0.00	\$ -	0.00	\$ -
Communication Equipment	0.33	\$ 11,667	0.33	\$ 20,000	0.33	\$ 11,667	0.33	\$ 20,000	0.33	\$ 11,667	0.33	\$ 20,000	0.00	\$ -	0.00	\$ -
Total Capital Expenses		\$ 338,667		\$ 475,667		\$ 338,667		\$ 475,667		\$ 338,667		\$ 475,667		\$ -		\$ -
Total Non Cap/Capital Exp		\$ 1,316,132		\$ 1,468,132		\$ 1,345,456		\$ 1,497,906		\$ 1,375,659		\$ 1,528,573		\$ 1,068,102		\$ 1,084,493

Note (1): Based on supplying fire protection to Richland and Salt Creek Townships.

City of Bloomington - Annexation

Projected Non-Capital & Capital Expenses

HAND Department - **All Annexation Areas Combined**

September 10, 2021

IF ALL AREAS ARE ANNEXED

Expense Items	Year 1				Year 2				Year 3				Year 4			
	Number	Minimum Costs	Number	Maximum Costs	Number	Minimum Costs	Number	Maximum Costs	Number	Minimum Costs	Number	Maximum Costs	Number	Minimum Costs	Number	Maximum Costs
Non Capital Expenses																
Neighborhood Compliance Officer (NCO)	2	\$ 206,752	2	\$ 206,752	2	\$ 212,955	2	\$ 212,955	2	\$ 219,343	2	\$ 219,343	2	\$ 225,923	2	\$ 225,923
Administrative Assistant	1	\$ 34,267	2	\$ 68,534	1	\$ 35,295	2	\$ 70,590	1	\$ 36,354	2	\$ 72,708	1	\$ 37,444	2	\$ 74,889
Supplies/Other		\$ 3,000		\$ 5,000		\$ 3,090		\$ 5,150		\$ 3,183		\$ 5,305		\$ 3,278		\$ 5,464
Total Non Capital Expenses		\$ 244,019		\$ 280,286		\$ 251,340		\$ 288,695		\$ 258,880		\$ 297,355		\$ 266,646		\$ 306,276
Capital Expenses																
NCO Vehicles	0.67	\$ 16,667	0.67	\$ 16,667	0.67	\$ 16,667	0.67	\$ 16,667	0.67	\$ 16,667	0.67	\$ 16,667	0.00	\$ -	0.00	\$ -
NCO Technology	0.67	\$ 1,167	0.67	\$ 1,167	0.67	\$ 1,167	0.67	\$ 1,167	0.67	\$ 1,167	0.67	\$ 1,167	0.00	\$ -	0.00	\$ -
NCO Inspection Tools	0.67	\$ 67	0.67	\$ 67	0.67	\$ 67	0.67	\$ 67	0.67	\$ 67	0.67	\$ 67	0.00	\$ -	0.00	\$ -
Total Capital Expenses		\$ 17,900		\$ 17,900		\$ 17,900		\$ 17,900		\$ 17,900		\$ 17,900		\$ -		\$ -
Total Non Cap/Capital Exp		\$ 261,919		\$ 298,186		\$ 269,240		\$ 306,595		\$ 276,780		\$ 315,255		\$ 266,646		\$ 306,276

Note (1): Non capital expenses for Years 2, 3, and 4 assume a 3% increase due to cost of inflation.

City of Bloomington - Annexation

Projected Non-Capital & Capital Expenses

Human Resources Department - All Annexation Areas Combined

September 10, 2021

IF ALL AREAS ARE ANNEXED

Expense Items	Year 1				Year 2				Year 3				Year 4			
	Number	Minimum Costs	Number	Maximum Costs	Number	Minimum Costs	Number	Maximum Costs	Number	Minimum Costs	Number	Maximum Costs	Number	Minimum Costs	Number	Maximum Costs
Non Capital Expenses																
Special Project Manager	1	\$ 82,000	1	\$ 82,000	1	\$ 84,460	1	\$ 84,460	1	\$ 86,994	1	\$ 86,994	1	\$ 89,604	1	\$ 89,604
Administrative Assistant	1	\$ 42,000	1	\$ 42,000	1	\$ 43,260	1	\$ 43,260	1	\$ 44,558	1	\$ 44,558	1	\$ 45,895	1	\$ 45,895
Training/Professional Dues		\$ 790		\$ 790		\$ 814		\$ 814		\$ 838		\$ 838		\$ 863		\$ 863
Supplies		\$ 500		\$ 1,000		\$ 515		\$ 1,030		\$ 530		\$ 1,061		\$ 546		\$ 1,093
Total Non Capital Expenses		\$ 125,290		\$ 125,790		\$ 129,049		\$ 129,564		\$ 132,920		\$ 133,451		\$ 136,908		\$ 137,454
Capital Expenses																
Computer/Office Equip	0.33	\$ 833	0.33	\$ 1,667	0.33	\$ 833	0.33	\$ 1,667	0.33	\$ 833	0.33	\$ 1,667	0.33	\$ 833	0.33	\$ 1,667
Total Capital Expenses		\$ 833		\$ 1,667		\$ 833		\$ 1,667		\$ 833		\$ 1,667		\$ 833		\$ 1,667
Total Non Cap/Capital Exp		\$ 126,123		\$ 127,457		\$ 129,882		\$ 131,230		\$ 133,753		\$ 135,117		\$ 137,741		\$ 139,121

Note (1): Non capital expenses for Years 2, 3, and 4 assume a 3% increase due to cost of inflation.

City of Bloomington - Annexation

Projected Non-Capital & Capital Expenses

ITS Department - **All Annexation Areas Combined**

September 10, 2021

IF ALL AREAS ARE ANNEXED

Expense Items	Year 1				Year 2				Year 3				Year 4			
	Number	Minimum Costs	Number	Maximum Costs	Number	Minimum Costs	Number	Maximum Costs	Number	Minimum Costs	Number	Maximum Costs	Number	Minimum Costs	Number	Maximum Costs
Non Capital Expenses																
Tech Support Specialist	0.5	\$ 35,000	1	\$ 70,000	1	\$ 72,100	1	\$ 72,100	1	\$ 74,263	1	\$ 74,263	1	\$ 76,491	1	\$ 76,491
Application Analyst	1	\$ 85,000	1	\$ 85,000	1	\$ 87,550	1	\$ 87,550	1	\$ 90,177	1	\$ 90,177	1	\$ 92,882	1	\$ 92,882
GIS Specialist	0.5	\$ 37,500	1	\$ 75,000	1	\$ 77,250	1	\$ 77,250	1	\$ 79,568	1	\$ 79,568	1	\$ 81,955	1	\$ 81,955
Junior Systems/Network Admin	0	\$ -	0	\$ -	1	\$ 75,000	1	\$ 75,000	1	\$ 77,250	1	\$ 77,250	1	\$ 79,568	1	\$ 79,568
Software Licenses & Maintenance		\$ 450		\$ 450		\$ 150		\$ 150		\$ 150		\$ 150		\$ 150		\$ 150
Phone Service		\$ 900		\$ 900		\$ 927		\$ 927		\$ 955		\$ 955		\$ 983		\$ 983
New Facility Maintenance		\$ 5,000		\$ 5,000		\$ 5,150		\$ 5,150		\$ 5,305		\$ 5,305		\$ 5,464		\$ 5,464
Total Non Capital Expenses		\$ 163,850		\$ 236,350		\$ 318,127		\$ 318,127		\$ 327,666		\$ 327,666		\$ 337,492		\$ 337,492
Capital Expenses																
Hardware (Tech) for Staff	0.33	\$ 667	0.33	\$ 667	0.33	\$ 667	0.33	\$ 667	0.33	\$ 667	0.33	\$ 667	0.00	\$ -	0.00	\$ -
Existing Facility Improvements	0.33	\$ 3,333	0.33	\$ 6,667	0.33	\$ 3,333	0.33	\$ 6,667	0.33	\$ 3,333	0.33	\$ 6,667	0.00	\$ -	0.00	\$ -
New Facility	0.33	\$ 10,000	0.33	\$ 20,000	0.33	\$ 10,000	0.33	\$ 20,000	0.33	\$ 10,000	0.33	\$ 20,000	0.00	\$ -	0.00	\$ -
Total Capital Expenses		\$ 14,000		\$ 27,333		\$ 14,000		\$ 27,333		\$ 14,000		\$ 27,333		\$ -		\$ -
Total Non Cap/Capital Exp		\$ 177,850		\$ 263,683		\$ 332,127		\$ 345,460		\$ 341,666		\$ 355,000		\$ 337,492		\$ 337,492

Note (1): Non capital expenses for Years 2, 3, and 4 assume a 3% increase due to cost of inflation.

City of Bloomington - Annexation

Projected Non-Capital & Capital Expenses
Legal Department - All Annexation Areas Combined
September 10, 2021

IF ALL AREAS ARE ANNEXED

Expense Items	Year 1				Year 2				Year 3				Year 4			
	Number	Minimum Costs	Number	Maximum Costs	Number	Minimum Costs	Number	Maximum Costs	Number	Minimum Costs	Number	Maximum Costs	Number	Minimum Costs	Number	Maximum Costs
Non Capital Expenses																
Outside Legal Fees		\$ -		\$ -		\$ -		\$ -		\$ -		\$ -		\$ -		\$ -
Total Non Capital Expenses		\$ -		\$ -		\$ -		\$ -		\$ -		\$ -		\$ -		\$ -
Capital Expenses																
Total Capital Expenses		\$ -		\$ -		\$ -		\$ -		\$ -		\$ -		\$ -		\$ -
Total Non Cap/Capital Exp		\$ -		\$ -		\$ -		\$ -		\$ -		\$ -		\$ -		\$ -

Note (1): Non capital expenses for Years 2, 3, and 4 assume a 3% increase due to cost of inflation.

City of Bloomington - Annexation

Projected Non-Capital & Capital Expenses
Mayor Department - All Annexation Areas Combined
September 10, 2021

IF ALL AREAS ARE ANNEXED

Expense Items	Year 1				Year 2				Year 3				Year 4			
	Number	Minimum Costs	Number	Maximum Costs	Number	Minimum Costs	Number	Maximum Costs	Number	Minimum Costs	Number	Maximum Costs	Number	Minimum Costs	Number	Maximum Costs
Non Capital Expenses																
New Employee	1	\$ 150,000	\$ 1	\$ 150,000	1	\$ 154,500	\$ 1	\$ 154,500	1	\$ 159,135	\$ 1	\$ 159,135	1	\$ 163,909	\$ 1	\$ 163,909
Total Non Capital Expenses		\$ 150,000		\$ 150,000		\$ 154,500		\$ 154,500		\$ 159,135		\$ 159,135		\$ 163,909		\$ 163,909
Capital Expenses																
Total Capital Expenses		\$ -		\$ -		\$ -		\$ -		\$ -		\$ -		\$ -		\$ -
Total Non Cap/Capital Exp		\$ 150,000		\$ 150,000		\$ 154,500		\$ 154,500		\$ 159,135		\$ 159,135		\$ 163,909		\$ 163,909

City of Bloomington - Annexation

Projected Non-Capital & Capital Expenses

Parks Department - **All Annexation Areas Combined**

September 10, 2021

IF ALL AREAS ARE ANNEXED

Expense Items	Year 1				Year 2				Year 3				Year 4			
	Number	Minimum Costs	Number	Maximum Costs	Number	Minimum Costs	Number	Maximum Costs	Number	Minimum Costs	Number	Maximum Costs	Number	Minimum Costs	Number	Maximum Costs
Non Capital Expenses																
Seasonal Employee	2	\$ 72,606	8	\$ 290,424	2	\$ 74,784	8	\$ 299,137	2	\$ 77,028	8	\$ 308,111	2	\$ 79,339	8	\$ 317,354
Full Time Staff	1	\$ 47,315	1	\$ 47,315	2	\$ 48,734	2	\$ 48,734	2	\$ 50,196	2	\$ 50,196	2	\$ 51,702	2	\$ 51,702
Labor - Grounds & Facilities		\$ 25,280		\$ 75,924		\$ 26,038		\$ 78,202		\$ 26,820		\$ 80,548		\$ 27,624		\$ 82,964
Supplies - Grounds & Facilities		\$ 10,146		\$ 30,438		\$ 10,450		\$ 31,351		\$ 10,764		\$ 32,292		\$ 11,087		\$ 33,260
Miscellaneous		\$ 2,280		\$ 6,840		\$ 2,348		\$ 7,045		\$ 2,419		\$ 7,257		\$ 2,491		\$ 7,474
Total Non Capital Expenses		\$ 157,627		\$ 450,941		\$ 162,356		\$ 464,469		\$ 167,226		\$ 478,403		\$ 172,243		\$ 492,755
Capital Expenses																
Parks/Trails/Enhancements	0.33	\$ 1,079,892	0.33	\$ 2,633,070	0.33	\$ 1,079,892	0.33	\$ 2,633,070	0.33	\$ 1,079,892	0.33	\$ 2,633,070	0.00	\$ -	0.00	\$ -
Total Capital Expenses		\$ 1,079,892		\$ 2,633,070		\$ 1,079,892		\$ 2,633,070		\$ 1,079,892		\$ 2,633,070		\$ -		\$ -
Total Non Cap/Capital Exp		\$ 1,237,519		\$ 3,084,011		\$ 1,242,248		\$ 3,097,539		\$ 1,247,118		\$ 3,111,473		\$ 172,243		\$ 492,755

Note (1): Non capital expenses for Years 2, 3, and 4 assume a 3% increase due to cost of inflation.

City of Bloomington - Annexation

Projected Non-Capital & Capital Expenses

Planning Department - **All Annexation Areas Combined**

September 10, 2021

IF ALL AREAS ARE ANNEXED

Expense Items	Year 1				Year 2				Year 3				Year 4			
	Number	Minimum Costs	Number	Maximum Costs	Number	Minimum Costs	Number	Maximum Costs	Number	Minimum Costs	Number	Maximum Costs	Number	Minimum Costs	Number	Maximum Costs
Non Capital Expenses																
Development Services (DS) - Zoning Planner (1)	1	\$ 45,000	1	\$ 45,000	1	\$ 46,350	1	\$ 46,350	1	\$ 47,741	1	\$ 47,741	1	\$ 49,173	1	\$ 49,173
(DS) - Senior Zoning Planner (1)	1	\$ 57,000	1	\$ 57,000	1	\$ 58,710	1	\$ 58,710	1	\$ 60,471	1	\$ 60,471	1	\$ 62,285	1	\$ 62,285
(DS) - Zoning Compliance Planner (1)	1	\$ 50,000	1	\$ 50,000	1	\$ 51,500	1	\$ 51,500	1	\$ 53,045	1	\$ 53,045	1	\$ 54,636	1	\$ 54,636
Miscellaneous	1	\$ 8,275	1	\$ 8,275	1	\$ 8,523	1	\$ 8,523	1	\$ 8,779	1	\$ 8,779	1	\$ 9,042	1	\$ 9,042
Total Non Capital Expenses		\$ 160,275		\$ 160,275		\$ 165,083		\$ 165,083		\$ 170,036		\$ 170,036		\$ 175,137		\$ 175,137
Capital Expenses																
Zoning New Land Mass	0.33	\$ 33,333	0.33	\$ 33,333	0.33	\$ 33,333	0.33	\$ 33,333	0.33	\$ 33,333	0.33	\$ 33,333	0.00	\$ -	0.00	\$ -
Database	0.33	\$ 50,000	0.33	\$ 50,000	0.33	\$ 50,000	0.33	\$ 50,000	0.33	\$ 50,000	0.33	\$ 50,000	0.00	\$ -	0.00	\$ -
Total Capital Expenses		\$ 83,333		\$ 83,333		\$ 83,333		\$ 83,333		\$ 83,333		\$ 83,333		\$ -		\$ -
Total Non Cap/Capital Exp		\$ 243,608		\$ 243,608		\$ 248,417		\$ 248,417		\$ 253,369		\$ 253,369		\$ 175,137		\$ 175,137

Note (1): Non capital expenses for Years 2, 3, and 4 assume a 3% increase due to cost of inflation.

City of Bloomington - Annexation

Projected Non-Capital & Capital Expenses

Police Department (SWORN) - **All Annexation Areas Combined**

September 10, 2021

IF ALL AREAS ARE ANNEXED

Expense Items	Year 1				Year 2				Year 3				Year 4			
	Number	Minimum Costs	Number	Maximum Costs	Number	Minimum Costs	Number	Maximum Costs	Number	Minimum Costs	Number	Maximum Costs	Number	Minimum Costs	Number	Maximum Costs
Non Capital Expenses																
Sworn Officer	15	\$ 1,303,052	21.5	\$ 1,867,708	15	\$ 1,342,144	21.5	\$ 1,923,739	15	\$ 1,382,408	21.5	\$ 1,981,451	15	\$ 1,423,880	21.5	\$ 2,040,895
Sworn Detective	3	\$ 265,480	5.5	\$ 486,713	3	\$ 273,444	5.5	\$ 501,315	3	\$ 281,648	5.5	\$ 516,354	3	\$ 290,097	5.5	\$ 531,845
Sworn Sergeant	3	\$ 294,961	5.0	\$ 491,601	3	\$ 303,809	5	\$ 506,349	3	\$ 312,924	5	\$ 521,539	3	\$ 322,311	5	\$ 537,186
Sworn Lieutenant	1	\$ 100,262	1.5	\$ 150,392	1	\$ 103,270	1.5	\$ 154,904	1	\$ 106,368	1.5	\$ 159,551	1	\$ 109,559	1.5	\$ 164,338
Sworn Administrator - Captain	1	\$ 102,198	1.5	\$ 153,297	1	\$ 105,264	1.5	\$ 157,896	1	\$ 108,422	1.5	\$ 162,633	1	\$ 111,674	1.5	\$ 167,511
Total Non Capital Expenses		\$ 2,065,952		\$ 3,149,711		\$ 2,127,931		\$ 3,244,203		\$ 2,191,769		\$ 3,341,529		\$ 2,257,522		\$ 3,441,775
Capital Expenses																
MDT	5.4	\$ 15,167	8.4	\$ 23,637	5.42	\$ 15,167	8.44	\$ 23,637	5.42	\$ 15,167	8.44	\$ 23,637	0.00	\$ -	0.00	\$ -
Mobile Radio	5.4	\$ 16,250	8.4	\$ 25,325	5.42	\$ 16,250	8.44	\$ 25,325	5.42	\$ 16,250	8.44	\$ 25,325	0.00	\$ -	0.00	\$ -
Car Equipment	5.4	\$ 27,083	8.4	\$ 42,208	5.42	\$ 27,083	8.44	\$ 42,208	5.42	\$ 27,083	8.44	\$ 42,208	0.00	\$ -	0.00	\$ -
Car Build-out	5.4	\$ 5,417	8.4	\$ 8,442	5.42	\$ 5,417	8.44	\$ 8,442	5.42	\$ 5,417	8.44	\$ 8,442	0.00	\$ -	0.00	\$ -
Cradlepoints/Atennas/Cables	5.4	\$ 10,833	8.4	\$ 16,883	5.42	\$ 10,833	8.44	\$ 16,883	5.42	\$ 10,833	8.44	\$ 16,883	0.00	\$ -	0.00	\$ -
Computer	3.2	\$ 5,083	5.2	\$ 8,243	3.18	\$ 5,083	5.15	\$ 8,243	3.18	\$ 5,083	5.15	\$ 8,243	0.00	\$ -	0.00	\$ -
Patrol Cars	5.1	\$ 142,333	7.9	\$ 222,367	5.08	\$ 142,333	7.94	\$ 222,367	5.08	\$ 142,333	7.94	\$ 222,367	0.00	\$ -	0.00	\$ -
Stop Sticks	2.8	\$ 1,375	3.9	\$ 1,971	2.75	\$ 1,375	3.94	\$ 1,971	2.75	\$ 1,375	3.94	\$ 1,971	0.00	\$ -	0.00	\$ -
Vehicle Wrap	2.8	\$ 2,063	3.9	\$ 2,956	2.75	\$ 2,063	3.94	\$ 2,956	2.75	\$ 2,063	3.94	\$ 2,956	0.00	\$ -	0.00	\$ -
AEDs (Defibrilators)	2.8	\$ 5,775	3.9	\$ 8,278	2.75	\$ 5,775	3.94	\$ 8,278	2.75	\$ 5,775	3.94	\$ 8,278	0.00	\$ -	0.00	\$ -
Misc Car Equipment	2.8	\$ 550	3.9	\$ 788	2.75	\$ 550	3.94	\$ 788	2.75	\$ 550	3.94	\$ 788	0.00	\$ -	0.00	\$ -
Body Cams/Licensing	5.0	\$ 10,000	7.2	\$ 14,333	5.00	\$ 10,000	7.17	\$ 14,333	5.00	\$ 10,000	7.17	\$ 14,333	0.00	\$ -	0.00	\$ -
Officer Gear	5.0	\$ 43,500	7.2	\$ 62,350	5.00	\$ 43,500	7.17	\$ 62,350	5.00	\$ 43,500	7.17	\$ 62,350	0.00	\$ -	0.00	\$ -
Building/Office Space	5.0	\$ 38,343	7.2	\$ 54,958	5.00	\$ 38,343	7.17	\$ 54,958	5.00	\$ 38,343	7.17	\$ 54,958	0.00	\$ -	0.00	\$ -
Cell Phone	2.7	\$ 533	4.5	\$ 900	2.67	\$ 533	4.50	\$ 900	2.67	\$ 533	4.50	\$ 900	0.00	\$ -	0.00	\$ -
Laptop	0.3	\$ 433	0.5	\$ 650	0.33	\$ 433	0.50	\$ 650	0.33	\$ 433	0.50	\$ 650	0.00	\$ -	0.00	\$ -
Interceptor SUV	0.3	\$ 11,333	0.5	\$ 17,000	0.33	\$ 11,333	0.50	\$ 17,000	0.33	\$ 11,333	0.50	\$ 17,000	0.00	\$ -	0.00	\$ -
Officer Furniture	0.9	\$ 170	1.2	\$ 244	0.85	\$ 170	1.22	\$ 244	0.85	\$ 170	1.22	\$ 244	0.00	\$ -	0.00	\$ -
Detective Furniture	1.0	\$ 1,450	1.8	\$ 2,658	1.00	\$ 1,450	1.83	\$ 2,658	1.00	\$ 1,450	1.83	\$ 2,658	0.00	\$ -	0.00	\$ -
Sergeant Furniture	0.7	\$ 528	1.1	\$ 880	0.66	\$ 528	1.10	\$ 880	0.66	\$ 528	1.10	\$ 880	0.00	\$ -	0.00	\$ -
Lieutenant Furniture	0.3	\$ 333	0.5	\$ 500	0.33	\$ 333	0.50	\$ 500	0.33	\$ 333	0.50	\$ 500	0.00	\$ -	0.00	\$ -
Admin Furniture	0.3	\$ 667	0.5	\$ 1,000	0.33	\$ 667	0.50	\$ 1,000	0.33	\$ 667	0.50	\$ 1,000	0.00	\$ -	0.00	\$ -
Total Capital Expenses		\$ 339,220		\$ 516,571		\$ 339,220		\$ 516,571		\$ 339,220		\$ 516,571		\$ -		\$ -
Total Non Cap/Capital Exp		\$ 2,405,172		\$ 3,666,282		\$ 2,467,150		\$ 3,760,774		\$ 2,530,988		\$ 3,858,100		\$ 2,257,522		\$ 3,441,775

Note (1): Non capital expenses for Years 2, 3, and 4 assume a 3% increase due to cost of inflation.

City of Bloomington - Annexation

Projected Non-Capital & Capital Expenses

Police Department (CIVILIAN) - All Annexation Areas Combined

September 10, 2021

IF ALL AREAS ARE ANNEXED

Expense Items	Year 1				Year 2				Year 3				Year 4			
	Number	Minimum Costs	Number	Maximum Costs	Number	Minimum Costs	Number	Maximum Costs	Number	Minimum Costs	Number	Maximum Costs	Number	Minimum Costs	Number	Maximum Costs
Non Capital Expenses																
Civilian Records Clerk	2.5	\$ 167,716	2.5	\$ 167,716	2.5	\$ 172,748	2.5	\$ 172,748	2.5	\$ 177,930	2.5	\$ 177,930	2.5	\$ 183,268	2.5	\$ 183,268
Civilian Comm Service Specialist	0.6	\$ 41,720	0.6	\$ 41,720	0.6	\$ 42,972	0.6	\$ 42,972	0.6	\$ 44,261	0.6	\$ 44,261	0.6	\$ 45,588	0.6	\$ 45,588
Civilian Evidence Technician	0.3	\$ 24,522	0.3	\$ 24,522	0.3	\$ 25,257	0.3	\$ 25,257	0.3	\$ 26,015	0.3	\$ 26,015	0.3	\$ 26,796	0.3	\$ 26,796
Civilian Social Worker	0.6	\$ 49,011	0.6	\$ 49,011	0.6	\$ 50,482	0.6	\$ 50,482	0.6	\$ 51,996	0.6	\$ 51,996	0.6	\$ 53,556	0.6	\$ 53,556
Civilian Admin - Office Manager	1.0	\$ 76,744	1.0	\$ 76,744	1.0	\$ 79,046	1.0	\$ 79,046	1.0	\$ 81,417	1.0	\$ 81,417	1.0	\$ 83,860	1.0	\$ 83,860
Total Non Capital Expenses		\$ 359,713		\$ 359,713		\$ 370,505		\$ 370,505		\$ 381,620		\$ 381,620		\$ 393,068		\$ 393,068
Capital Expenses																
Desktop Computer	1.1	\$ 1,680	1.1	\$ 1,680	1.05	\$ 1,680	1.05	\$ 1,680	1.05	\$ 1,680	1.05	\$ 1,680	0.00	\$ -	0.00	\$ -
Evidence Tech Computer	0.1	\$ 190	0.1	\$ 190	0.10	\$ 190	0.10	\$ 190	0.10	\$ 190	0.10	\$ 190	0.00	\$ -	0.00	\$ -
Laptop Computer	1.2	\$ 1,517	1.2	\$ 1,517	1.17	\$ 1,517	1.17	\$ 1,517	1.17	\$ 1,517	1.17	\$ 1,517	0.00	\$ -	0.00	\$ -
Headset	0.8	\$ 167	0.8	\$ 167	0.83	\$ 167	0.83	\$ 167	0.83	\$ 167	0.83	\$ 167	0.00	\$ -	0.00	\$ -
OnBase Licensing (Workflow)	0.8	\$ 125	0.8	\$ 125	0.83	\$ 125	0.83	\$ 125	0.83	\$ 125	0.83	\$ 125	0.00	\$ -	0.00	\$ -
Building/Office Space	1.7	\$ 12,781	1.7	\$ 12,781	1.67	\$ 12,781	1.67	\$ 12,781	1.67	\$ 12,781	1.67	\$ 12,781	0.00	\$ -	0.00	\$ -
Comm Service Furniture	0.1	\$ 300	0.1	\$ 300	0.10	\$ 300	0.10	\$ 300	0.10	\$ 300	0.10	\$ 300	0.00	\$ -	0.00	\$ -
Evidence Tech Furniture	0.1	\$ 80	0.1	\$ 80	0.10	\$ 80	0.10	\$ 80	0.10	\$ 80	0.10	\$ 80	0.00	\$ -	0.00	\$ -
Social Worker Furniture	0.2	\$ 120	0.2	\$ 120	0.20	\$ 120	0.20	\$ 120	0.20	\$ 120	0.20	\$ 120	0.00	\$ -	0.00	\$ -
Admin Furniture	0.3	\$ 483	0.3	\$ 483	0.33	\$ 483	0.33	\$ 483	0.33	\$ 483	0.33	\$ 483	0.00	\$ -	0.00	\$ -
Comm Serv/Social Worker Uniform	0.4	\$ 640	0.4	\$ 640	0.40	\$ 640	0.40	\$ 640	0.40	\$ 640	0.40	\$ 640	0.00	\$ -	0.00	\$ -
Cell Phone	0.8	\$ 167	0.8	\$ 167	0.83	\$ 167	0.83	\$ 167	0.83	\$ 167	0.83	\$ 167	0.00	\$ -	0.00	\$ -
Portable Radio	0.5	\$ 2,500	0.5	\$ 2,500	0.50	\$ 2,500	0.50	\$ 2,500	0.50	\$ 2,500	0.50	\$ 2,500	0.00	\$ -	0.00	\$ -
Interceptor SUV	0.1	\$ 4,070	0.1	\$ 4,070	0.11	\$ 4,070	0.11	\$ 4,070	0.11	\$ 4,070	0.11	\$ 4,070	0.00	\$ -	0.00	\$ -
Car Equipment	0.1	\$ 550	0.1	\$ 550	0.11	\$ 550	0.11	\$ 550	0.11	\$ 550	0.11	\$ 550	0.00	\$ -	0.00	\$ -
Car Build-Out	0.1	\$ 110	0.1	\$ 110	0.11	\$ 110	0.11	\$ 110	0.11	\$ 110	0.11	\$ 110	0.00	\$ -	0.00	\$ -
Cradlepoints/Antennas/Cables	0.1	\$ 220	0.1	\$ 220	0.11	\$ 220	0.11	\$ 220	0.11	\$ 220	0.11	\$ 220	0.00	\$ -	0.00	\$ -
AED (Defibrillator)	0.1	\$ 231	0.1	\$ 231	0.11	\$ 231	0.11	\$ 231	0.11	\$ 231	0.11	\$ 231	0.00	\$ -	0.00	\$ -
Misc Car Equipment	0.1	\$ 22	0.1	\$ 22	0.11	\$ 22	0.11	\$ 22	0.11	\$ 22	0.11	\$ 22	0.00	\$ -	0.00	\$ -
MDT	0.1	\$ 308	0.1	\$ 308	0.11	\$ 308	0.11	\$ 308	0.11	\$ 308	0.11	\$ 308	0.00	\$ -	0.00	\$ -
Mobile Radio	0.2	\$ 495	0.2	\$ 495	0.17	\$ 495	0.17	\$ 495	0.17	\$ 495	0.17	\$ 495	0.00	\$ -	0.00	\$ -
Vehicle Wrap	0.1	\$ 83	0.1	\$ 83	0.11	\$ 83	0.11	\$ 83	0.11	\$ 83	0.11	\$ 83	0.00	\$ -	0.00	\$ -
Evidence Tech Vehicle	0.1	\$ 1,650	0.1	\$ 1,650	0.06	\$ 1,650	0.06	\$ 1,650	0.06	\$ 1,650	0.06	\$ 1,650	0.00	\$ -	0.00	\$ -
Evidence Tech Uniform	0.1	\$ 80	0.1	\$ 80	0.10	\$ 80	0.10	\$ 80	0.10	\$ 80	0.10	\$ 80	0.00	\$ -	0.00	\$ -
Social Worker Vehicle	0.1	\$ 2,680	0.1	\$ 2,680	0.13	\$ 2,680	0.13	\$ 2,680	0.13	\$ 2,680	0.13	\$ 2,680	0.00	\$ -	0.00	\$ -
Total Capital Expenses		\$ 31,248		\$ 31,248		\$ 31,248		\$ 31,248		\$ 31,248		\$ 31,248		\$ -		\$ -
Total Non Cap/Capital Exp		\$ 390,961		\$ 390,961		\$ 401,753		\$ 401,753		\$ 412,868		\$ 412,868		\$ 393,068		\$ 393,068

Note (1): Non capital expenses for Years 2, 3, and 4 assume a 3% increase due to cost of inflation.

City of Bloomington - Annexation

Projected Non-Capital & Capital Expenses
Public Works Department - All Annexation Areas Combined
September 10, 2021

IF ALL AREAS ARE ANNEXED

Expense Items	Year 1				Year 2				Year 3				Year 4			
	Number	Minimum Costs	Number	Maximum Costs	Number	Minimum Costs	Number	Maximum Costs	Number	Minimum Costs	Number	Maximum Costs	Number	Minimum Costs	Number	Maximum Costs
Non Capital Expenses																
Admin - Deputy Director	0.5	\$ 55,000	1	\$ 110,000	0.5	\$ 56,650	1	\$ 113,300	0.5	\$ 58,350	1	\$ 116,699	0.5	\$ 60,100	1	\$ 120,200
Animal Control Officers	3	\$ 144,366	3	\$ 144,366	3	\$ 148,697	3	\$ 148,697	3	\$ 153,158	3	\$ 153,158	3	\$ 157,753	3	\$ 157,753
Animal Control Secretary	1	\$ 37,678	1	\$ 37,678	1	\$ 38,808	1	\$ 38,808	1	\$ 39,973	1	\$ 39,973	1	\$ 41,172	1	\$ 41,172
Animal Control Training		\$ 4,000		\$ 6,000		\$ 4,120		\$ 6,180		\$ 4,244		\$ 6,365		\$ 4,371		\$ 6,556
Animal Control OT/On-Call Pay		\$ 5,000		\$ 5,000		\$ 5,150		\$ 5,150		\$ 5,305		\$ 5,305		\$ 5,464		\$ 5,464
Animal Control Uniforms/Safety Vests	2	\$ 2,600	2	\$ 2,600	2	\$ 2,678	2	\$ 2,678	2	\$ 2,758	2	\$ 2,758	2	\$ 2,841	2	\$ 2,841
Animal Control Interlocal		\$ 120,000		\$ 120,000		\$ 123,600		\$ 123,600		\$ 127,308		\$ 127,308		\$ 131,127		\$ 131,127
Facilities Maintenance Custodian	0	\$ -	1	\$ 55,000	0	\$ -	1	\$ 56,650	0	\$ -	1	\$ 58,350	0	\$ -	1	\$ 60,100
Fleet Maintenance Mechanic	1	\$ 75,000	2	\$ 150,000	1	\$ 77,250	2	\$ 154,500	1	\$ 79,568	2	\$ 159,135	1	\$ 81,955	2	\$ 163,909
Street MEO FTE's	6	\$ 398,748	10	\$ 664,580	10	\$ 410,710	10	\$ 684,517	10	\$ 423,032	10	\$ 705,053	10	\$ 435,723	10	\$ 726,205
Sanitation MEO FTE's	5	\$ 332,294	8	\$ 531,670	5	\$ 342,262	8	\$ 547,620	5	\$ 352,530	8	\$ 564,048	5	\$ 363,106	8	\$ 580,970
Street Lane Markings		\$ 25,000		\$ 25,000		\$ 25,750		\$ 25,750		\$ 26,523		\$ 26,523		\$ 27,318		\$ 27,318
Street Sweeping Disposal		\$ 5,000		\$ 5,000		\$ 5,150		\$ 5,150		\$ 5,305		\$ 5,305		\$ 5,464		\$ 5,464
Street Annual Signal Maintenance		\$ 6,000		\$ 10,000		\$ 6,180		\$ 10,300		\$ 6,365		\$ 10,609		\$ 6,556		\$ 10,927
Street Lighting Energy & Maint (1)	339	\$ 59,800	399	\$ 70,353	339	\$ 61,594	399	\$ 72,464	339	\$ 63,442	399	\$ 74,638	339	\$ 65,346	399	\$ 76,877
Street Snow Events	8	\$ 100,000	12	\$ 150,000	8	\$ 103,000	12	\$ 154,500	8	\$ 106,090	12	\$ 159,135	8	\$ 109,273	12	\$ 163,909
Total Non Capital Expenses		\$ 1,370,486		\$ 2,087,247		\$ 1,411,601		\$ 2,149,865		\$ 1,453,949		\$ 2,214,360		\$ 1,497,567		\$ 2,280,791
Capital Expenses																
Street Lighting Equip Costs (1)	113.05	\$ 275,258	133.00	\$ 323,833	113.05	\$ 275,258	133.00	\$ 323,833	113.05	\$ 275,258	133.00	\$ 323,833	0.00	\$ -	0.00	\$ -
Animal Control Vehicles	0.33	\$ 15,000	0.33	\$ 15,000	0.33	\$ 15,000	0.33	\$ 15,000	0.33	\$ 15,000	0.33	\$ 15,000	0.00	\$ -	0.00	\$ -
Animal Capture & Handling Equip	0.33	\$ 400	0.33	\$ 400	0.33	\$ 400	0.33	\$ 400	0.33	\$ 400	0.33	\$ 400	0.00	\$ -	0.00	\$ -
Animal Control Livestock Trailer	0.33	\$ 400	0.33	\$ 400	0.33	\$ 400	0.33	\$ 400	0.33	\$ 400	0.33	\$ 400	0.00	\$ -	0.00	\$ -
Facilities Maintenance Vehicle	0.33	\$ 11,667	0.33	\$ 11,667	0.33	\$ 11,667	0.33	\$ 11,667	0.33	\$ 11,667	0.33	\$ 11,667	0.00	\$ -	0.00	\$ -
Fleet Maintenance Garage	0.33	\$ 100,000	0.33	\$ 333,333	0.33	\$ 100,000	0.33	\$ 333,333	0.33	\$ 100,000	0.33	\$ 333,333	0.00	\$ -	0.00	\$ -
Street Tandem Dump Truck	2.00	\$ 400,000	3.33	\$ 666,667	2.00	\$ 400,000	3.33	\$ 666,667	2.00	\$ 400,000	3.33	\$ 666,667	0.00	\$ -	0.00	\$ -
Street Leafer	0.33	\$ 23,333	1.00	\$ 70,000	0.33	\$ 23,333	1.00	\$ 70,000	0.33	\$ 23,333	1.00	\$ 70,000	0.00	\$ -	0.00	\$ -
Street Sweeper	0.00	\$ -	0.33	\$ 66,667	0.00	\$ -	0.33	\$ 66,667	0.00	\$ -	0.33	\$ 66,667	0.00	\$ -	0.00	\$ -
Street Mill Work (Number = Miles)	10.48	\$ 523,865	11.64	\$ 582,072	10.48	\$ 539,581	11.64	\$ 599,534	10.48	\$ 555,768	11.64	\$ 617,520	10.48	\$ 572,441	11.64	\$ 636,046
Street Resurface (Number = Miles)	10.48	\$ 1,276,135	11.64	\$ 1,417,752	10.48	\$ 1,314,419	11.64	\$ 1,460,285	10.48	\$ 1,353,852	11.64	\$ 1,504,093	10.48	\$ 1,394,467	11.64	\$ 1,549,216
Sanitation Trucks	0.67	\$ 260,000	1.33	\$ 520,000	0.67	\$ 260,000	1.33	\$ 520,000	0.67	\$ 260,000	1.33	\$ 520,000	0.00	\$ -	0.00	\$ -
Sanitation Trash/Recycling Carts	4228.50	\$ 211,425	4228.50	\$ 211,425	4228.50	\$ 211,425	4228.50	\$ 211,425	4228.50	\$ 211,425	4228.50	\$ 211,425	0.00	\$ -	0.00	\$ -
Total Capital Expenses		\$ 3,097,483		\$ 4,219,216		\$ 3,151,483		\$ 4,279,211		\$ 3,207,103		\$ 4,341,005		\$ 1,966,909		\$ 2,185,262
Total Non Cap/Capital Exp		\$ 4,467,969		\$ 6,306,463		\$ 4,563,084		\$ 6,429,075		\$ 4,661,052		\$ 6,555,366		\$ 3,464,476		\$ 4,466,053

Note (1): Non capital expenses for Years 2, 3, and 4 assume a 3% increase due to cost of inflation.

City of Bloomington - Annexation

Projected Non-Capital & Capital Expenses

Transit Department - **All Annexation Areas Combined**

September 10, 2021

IF ALL AREAS ARE ANNEXED

Expense Items	Year 1				Year 2				Year 3				Year 4			
	Number	Minimum Costs	Number	Maximum Costs	Number	Minimum Costs	Number	Maximum Costs	Number	Minimum Costs	Number	Maximum Costs	Number	Minimum Costs	Number	Maximum Costs
Non Capital Expenses																
BT Access		\$ 192,000		\$ 192,000		\$ 197,760		\$ 197,760		\$ 203,693		\$ 203,693		\$ 209,804		\$ 209,804
Ivy Tech/Part 48 Industrial Park Service		\$ 250,698		\$ 250,698		\$ 258,219		\$ 258,219		\$ 265,966		\$ 265,966		\$ 273,944		\$ 273,944
S.Rogers/Fullerton Pk Operating Cost		\$ 250,698		\$ 250,698		\$ 258,219		\$ 258,219		\$ 265,966		\$ 265,966		\$ 273,944		\$ 273,944
Total Non Capital Expenses		\$ 693,396		\$ 693,396		\$ 714,198		\$ 714,198		\$ 735,624		\$ 735,624		\$ 757,693		\$ 757,693
Capital Expenses																
BT Access Vans	0.67	\$ 53,333	0.67	\$ 53,333	0.67	\$ 53,333	0.67	\$ 53,333	0.67	\$ 53,333	0.67	\$ 53,333	0.00	\$ -	0.00	\$ -
Ivy Tech/Part 48 Industrial Park Capital	0.33	\$ 341,667	0.33	\$ 341,667	0.33	\$ 341,667	0.33	\$ 341,667	0.33	\$ 341,667	0.33	\$ 341,667	0.00	\$ -	0.00	\$ -
S.Rogers/Fullerton Pk Capital Cost	0.33	\$ 341,667	0.33	\$ 341,667	0.33	\$ 341,667	0.33	\$ 341,667	0.33	\$ 341,667	0.33	\$ 341,667	0.00	\$ -	0.00	\$ -
Total Capital Expenses		\$ 736,667		\$ 736,667		\$ 736,667		\$ 736,667		\$ 736,667		\$ 736,667		\$ -		\$ -
Total Non Cap/Capital Exp		\$ 1,430,063		\$ 1,430,063		\$ 1,450,865		\$ 1,450,865		\$ 1,472,290		\$ 1,472,290		\$ 757,693		\$ 757,693

Note (1): Years 2, 3, and 4 assume a 3% increase due to cost of inflation.

Service to Ivy Tech/Part 48 Industrial Park

* 60 minute frequency 256 days annually, 6 am to 7 pm, \$75.33/hour (Year 1 - 2022) operating cost

* \$1,000,000 for one (1) new electric bus + \$25,000 for stops and shelters

Service to Monroe Hospital area

* 60 minute frequency 256 days annually, 6 am to 7 pm, \$75.33/hour (Year 1 - 2022) operating cost for 2022

* \$1,000,000 for one (1) new diesel bus + \$25,000 for stops and shelters

BT Access service

* 30 additional daily trips, \$25.00/per trip cost x 256 days

* \$160,000 capital cost (\$80,000 each) for two (2) new BT Access vehicles

City of Bloomington - Annexation

Projected Non-Capital & Capital Expenses

Utilities Department - **All Annexation Areas Combined**

September 10, 2021

IF ALL AREAS ARE ANNEXED

Expense Items	Year 1				Year 2				Year 3				Year 4			
	Number	Minimum Costs	Number	Maximum Costs	Number	Minimum Costs	Number	Maximum Costs	Number	Minimum Costs	Number	Maximum Costs	Number	Minimum Costs	Number	Maximum Costs
Non Capital Expenses																
Stormwater Employees	6	\$ 450,000	6	\$ 450,000	6	\$ 463,500	6	\$ 463,500	6	\$ 477,405	6	\$ 477,405	6	\$ 491,727	6	\$ 491,727
Total Non Capital Expenses		\$ 450,000		\$ 450,000		\$ 463,500		\$ 463,500		\$ 477,405		\$ 477,405		\$ 491,727		\$ 491,727
Capital Expenses																
Service Truck, Dump Truck, Backhoe	0.33	\$ 62,333	0.33	\$ 69,667	0.33	\$ 62,333	0.33	\$ 69,667	0.33	\$ 62,333	0.33	\$ 69,667	0.00	\$ -	0.00	\$ -
Infrastructure	0.33	\$ 166,667	0.33	\$ 333,333	0.33	\$ 166,667	0.33	\$ 333,333	0.33	\$ 166,667	0.33	\$ 333,333	0.00	\$ -	0.00	\$ -
Total Capital Expenses		\$ 229,000		\$ 403,000		\$ 229,000		\$ 403,000		\$ 229,000		\$ 403,000		\$ -		\$ -
Total Non Cap/Capital Exp		\$ 679,000		\$ 853,000		\$ 692,500		\$ 866,500		\$ 706,405		\$ 880,405		\$ 491,727		\$ 491,727

Note (1): Non capital expenses for Years 2, 3, and 4 assume a 3% increase due to cost of inflation.

City of Bloomington

Revenue Projections - Combined Annexation Areas

September 10, 2021

COMBINED ANNEXATION AREAS - REVENUE PROJECTIONS

REVENUE SOURCE	PAY YEAR 1	PAY YEAR 2	PAY YEAR 3	PAY YEAR 4
Bloomington City Impacts				
Annexation Adjustment (Max Levy)	\$ 8,285,971	\$ 8,609,124	\$ 8,944,880	\$ 9,293,730
CCD Rate Reestablishment	\$ 553,497	\$ 570,102	\$ 587,205	\$ 604,821
Less: Property Tax Cap Credits	\$ (569,891)	\$ (592,117)	\$ (615,209)	\$ (639,202)
Equals: Subtotal - Net Property Tax	\$ 8,269,577	\$ 8,587,109	\$ 8,916,876	\$ 9,259,349
Plus Local Income Tax:				
LIT Certified Shares	\$ -	\$ 939,683	\$ 1,178,005	\$ 1,260,015
LIT Public Safety	\$ -	\$ 430,203	\$ 478,564	\$ 492,920
Equals: Subtotal - Local Income Tax	\$ -	\$ 1,369,886	\$ 1,656,568	\$ 1,752,935
Plus - Highway/Related Revenue:				
Motor Vehicle Highway Distribution	\$ 327,158	\$ 327,158	\$ 327,158	\$ 327,158
Local Road & Street Distribution	\$ 191,793	\$ 191,793	\$ 191,793	\$ 191,793
Wheel Tax	\$ 314,042	\$ 314,042	\$ 314,042	\$ 314,042
Motor Vehicle/Aircraft Excise Tax	\$ 255,220	\$ 265,174	\$ 275,516	\$ 286,261
Commercial Vehicle Excise Tax (CVET)	\$ 17,691	\$ 18,370	\$ 19,076	\$ 19,808
Equals: Subtotal - Highway/Related Revenue	\$ 1,105,904	\$ 1,116,537	\$ 1,127,584	\$ 1,139,062
Plus - Other Revenue:				
Financial Institutions Tax (FIT)	\$ 65,394	\$ 67,905	\$ 70,513	\$ 73,221
ABC Excise Tax	\$ 15,253	\$ 15,848	\$ 16,466	\$ 17,108
ABC Gallonage Tax	\$ 34,117	\$ 35,448	\$ 36,830	\$ 38,267
Cigarette Tax	\$ 38,709	\$ 40,218	\$ 41,787	\$ 43,417
Riverboat Wagering Distribution	83,095	83,095	83,095	83,095
Equals: Subtotal - Other Revenue	\$ 236,568	\$ 242,514	\$ 248,691	\$ 255,107
Total - City Impact Projections - All Areas	\$ 9,612,050	\$ 11,316,046	\$ 11,949,719	\$ 12,406,454
Storm Water Impact - Storm Collection Fees	\$ 230,545	\$ 230,545	\$ 230,545	\$ 230,545
Bloomington Transit Impacts				
Annexation Adjustment (Max Levy)	\$ 415,219	\$ 431,413	\$ 448,238	\$ 465,719
Less: Property Tax Cap Credits	\$ (28,914)	\$ (30,042)	\$ (31,213)	\$ (32,431)
Equals: Subtotal - Net Property Tax	\$ 386,306	\$ 401,371	\$ 417,025	\$ 433,289
Plus: Other Revenue				
Financial Institutions Tax (FIT)	\$ 3,334	\$ 3,464	\$ 3,599	\$ 3,739
Motor Vehicle/Aircraft Excise Tax	\$ 13,011	\$ 13,518	\$ 14,046	\$ 14,593
Commercial Vehicle Excise Tax (CVET)	\$ 902	\$ 937	\$ 974	\$ 1,012
LIT Certified Shares	\$ -	\$ 40,133	\$ 50,312	\$ 53,815
Equals: Subtotal - Other Revenue	\$ 17,247	\$ 58,053	\$ 68,930	\$ 73,159
Total - Bloomington Transit Impacts	\$ 403,552	\$ 459,424	\$ 485,955	\$ 506,448
Grand Total - All Area Impacts	\$ 10,246,147	\$ 12,006,015	\$ 12,666,219	\$ 13,143,446

City of Bloomington

Summary of the Revenue Impact on the Overlapping Units in the Annexation Areas

September 10, 2021

Unit	Total Revenue (1)	Circuit Breaker (Increase)/ Decrease	2021 Total Certified Property Tax Levy (2)	Circuit Breaker Increase as % of Property Tax Levy	Projected Other Allocation Adjustments from Annexation	Levy Increase projection - 2021-2025 (based on 3.9% growth * 4 years)	Less: Circuit Breaker and Annexation Allocation Adjustments	Equals: Net Effect
Monroe County Impact Projections	\$ 79,057,281	\$ (153,770)	\$ 31,422,775	0.49%	\$ (1,742,373)	\$ 5,196,246	\$ (1,896,143)	\$ 3,300,103
Town of Ellettsville Impact Projections	\$ 4,634,943	\$ -	\$ 1,953,121	0.00%	\$ (55,607)	\$ 322,979	\$ (55,607)	\$ 267,372
Town of Stinesville Impact Projections	\$ 39,233	\$ -	\$ 10,651	0.00%	\$ (358)	\$ 1,761	\$ (358)	\$ 1,403
Monroe County Schools Impact Projections	\$121,721,376	\$ (449,804)	\$ 43,042,895	1.05%	\$ (114,466)	\$ 7,117,814	\$ (564,270)	\$ 6,553,544
Richland- Bean Blossom Community Schools Impact Projections	\$ 27,926,680	\$ 182,252	\$ 10,640,799	-1.71%	\$ (20,412)	\$ 1,759,622	\$ 161,840	\$ 1,921,462
Monroe County Public Library Impact Projections	\$ 11,028,299	\$ (36,280)	\$ 7,252,622	0.50%	\$ (140,278)	\$ 1,199,334	\$ (176,558)	\$ 1,022,776
Benton Township Impact Projections	\$ 608,749	\$ 481	\$ 370,045	-0.13%	\$ (6,683)	\$ 61,193	\$ (6,202)	\$ 54,991
Bloomington Township Impact Projections	\$ 3,472,102	\$ 4,006	\$ 320,528	-1.25%	\$ (33,928)	\$ 53,004	\$ (29,923)	\$ 23,082
Perry Township Impact Projections	\$ 996,558	\$ (12,891)	\$ 746,990	1.73%	\$ (23,958)	\$ 123,526	\$ (36,849)	\$ 86,677
Richland Township Impact Projections	\$ 1,210,544	\$ 7,414	\$ 1,019,924	-0.73%	\$ (19,171)	\$ 168,660	\$ (11,756)	\$ 156,904
Salt Creek Township Impact Projections	\$ 306,375	\$ 220	\$ 218,258	-0.10%	\$ (4,200)	\$ 36,092	\$ (3,980)	\$ 32,112
Van Buren Township Impact Projections	\$ 3,129,979	\$ 3,005	\$ 438,279	-0.69%	\$ (55,605)	\$ 72,476	\$ (52,600)	\$ 19,876
Monroe Fire Protection District Impact Projections	\$ 13,564,934	\$ (314,662)	\$ 9,226,153	3.41%	\$ (60,279)	\$ 1,525,688	\$ (374,941)	\$ 1,150,747
Monroe County Solid Waste District Impact Projections	\$ 3,013,002	\$ (10,923)	\$ 2,183,670	0.50%	\$ (5,683)	\$ 361,104	\$ (16,606)	\$ 344,498

Note (1): Total revenue based on 2020 DLGF Certified levies & circuit breaker & 2020 Gateway Receipts Reports. Budgets based on 2020 Gateway Line-item Estimates (available funds only)

Note (2): 2021 Certified Levies were used instead of 2020, as this would be an unfair representation of the impact to Monroe Fire Protection District (2020 levy = \$2.06 million 2021 levy = \$9.23 million)

City of Bloomington

Overlapping Units in the Annexation Areas

Monroe County Impact Projections

September 10, 2021

	<u>Total All Funds</u>	<u>Impact from Annexation</u>	<u>Allocation</u>	<u>Source of Revenue</u>	<u>Explanation of the calculation</u>
Budget	\$ 68,600,814			Gateway - Line-Item Budget Estimate (Form 1)	
Revenues:					
Property Taxes	\$ 30,331,366	\$ -		Total Property Tax Levy 2020 Parcel by parcel: Circuit Breaker report from fiscal plan & 2020 DLGF CB Report	
Circuit Breaker	\$ (415,960)	\$ (153,770)	Reduction in taxes	Revenue/Property Tax Levy per tax district	Allocated per taxing district
Vehicle Excise, FIT, and CVET Taxes	\$ 2,492,504	\$ (81,782)	Reduction in taxes	Certifications; see separate worksheet for calculations	See separate spreadsheet
Local Income Taxes (CS, PS, Special)	\$ 19,431,814	\$ (940,638)	Reduction in taxes	See separate gasoline tax calculations	See #1 below
Gasoline Taxes (MVH, LRS) & Wheel Tax	\$ 6,774,848	\$ (839,016)	Corresponding service reduction	Rate for County - approx impact based on % uninc going to City	Fee will not be billed in the annexation area (Rate differential)
Storm Water Fees	\$ 2,502,746	\$ (855,892)	Corresponding service reduction	Richland Township fire rate will be eliminated	2020 levy attributable to 2020 Richland fire rate proportional to annexation av (approx 49% of Westside TIF AV)
TIF Revenue	\$ 3,104,163	\$ (54,465)	City considering funding reduction		
Other Non-impacted Revenue	\$ 14,835,800	\$ -			
				Includes: General Fund, Reassessment, 2018 GO Bond, 2019 GO Bond, MVH, MVH Restricted, LRS, Cume Bridge, Health, Election, Aviation, CCD, County Major Bridge, LIT Public Safety, E911, Juvenile Facility, Storm Water Mngt, Westside Tif, 46 TIF, Fullerton TIF, Rainy Day	Includes operating and debt service funds. Other funds are agency, special- purpose, payroll, etc. These funds, all else equal, should not be directly impacted by annexation. They will only be impacted to the extent that activity within the funds is subsidized by the operating funds listed
Total Revenues, excludes Fiduciary Funds	\$ 79,057,281				
December 31, 2020 Cash (2021 not yet posted)	\$ 66,420,665				
Annexation Impact, net of service level reductions	\$ (1,896,143)				
Cash as a % of Annual Revenue	84%				
Revenue in surplus/(deficit) of Budget:	\$ 8,560,324	<<<The County should have revenue (funds shown) to cover the impact, and still surplus (based on 2020 data, all else equal)			

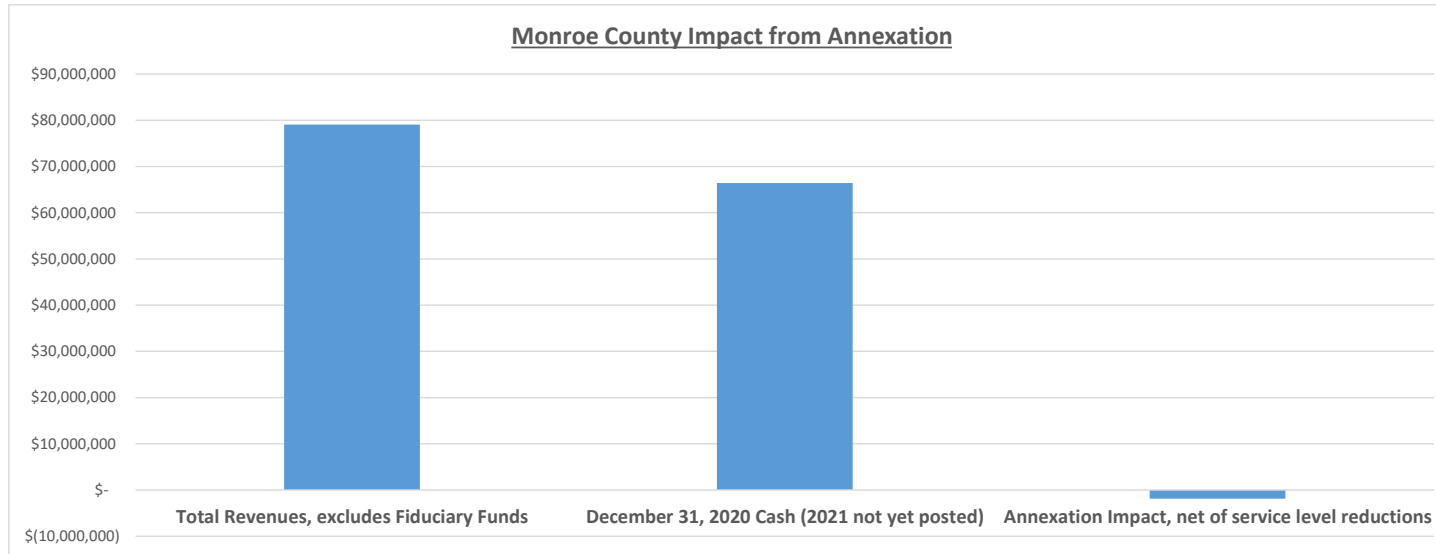
NOTE: Currently, Monroe County's total LIT rate is 1.3450%, which is the 33rd lowest LOIT tax rate in the State. A LIT rate of approximately .1% would replace the impact, net of service level reductions, from annexation.

City of Bloomington

Overlapping Units in the Annexation Areas

Monroe County Impact Projections

September 10, 2021



City of Bloomington

Overlapping Units in the Annexation Areas

Monroe County Impact Projections

September 10, 2021

County Street Funding Impact:

MVH and LRS combined budgets times 12.1% (road mile reduction)
\$ 1,012,543

MVH and LRS combined impact from annexation
\$ 839,016

Revenue surplus /(deficit) based on service reduction: \$ 173,527 This implies that the County will have more revenue than it needs to maintain its remaining roads (based on current cost/mile)

1. MVH Distribution: 53% to INDOT; 32% to Counties; and 15% to Cities and Towns

County Distribution: 5% Equal; 65% road mileage, 30% vehicle registrations

County-wide road miles	714	Per AOS 2021 Distribution Factors
Less: Annexation road miles	86.38	
Equals: County Road miles post annexation	628	
% reduction in road miles	12.1%	

MVH Distribution (Part is not controlled by this formula)

2020	\$ 4,145,113
Road miles based	65%
Portion of MVH based on road miles	\$ 2,694,324
Times: % reduction in road miles	12.1%
Equals: Projected MVH Impact:	\$ 325,910

2. Wheel Tax Distribution

Distribution is based on a two step process: Same as LRS

Step 1: determines the county total allocation for each county on the basis of passenger car registrations

Step 2: Distribution formula for counties over 50,000 population

Distribution: 60% Population; 40% road mileage

Monroe County:	
Road miles	714
Less: Annexation road miles	86.38
Equals: County Road miles post annexation	628
% reduction in road miles	12.1%

City of Bloomington

Overlapping Units in the Annexation Areas

Monroe County Impact Projections

September 10, 2021

Population Unincorporated	50,993
Less: Annexation population	14,262
County Population after Annexation	36,731
% reduction in unincorporated area population	28.0%

Wheel Tax Distribution		
2020 amount	\$	1,471,397
Road miles based		40%
Portion based on road miles	\$	588,559
Times: % reduction in road miles		12.1%
Equals: Projected annexation allocation	\$	71,193

Population based		60%
Portion based on population	\$	882,838
Times: % reduction in population		28.0%
Equals: Projected annexation allocation	\$	246,917

3. LRS Distribution: 55% to INDOT; 45% to Counties, Cities and Towns

Distribution is based on a two step process:

Step 1: Determines the county total allocation for each county on the basis of passenger car registrations

Step 2: Distribution formula for counties over 50,000 population

Distribution: 60% Population; 40% road mileage

City of Bloomington

Overlapping Units in the Annexation Areas

Monroe County Impact Projections

September 10, 2021

Monroe County:		
State-wide County Road Miles (2020 Data)	65,215	Per AOS 2021 Distribution Factors
Annexation road miles	86.38	
% reduction in road miles	0.1%	
Population Unincorporated	50,993	
Less: Annexation population	14,262	
County Population after Annexation	36,731	
% reduction in unincorporated area population	28.0%	
LRS Distribution		
2020 amount	\$ 1,158,338	
Road miles based	40%	
Portion based on road miles	\$ 463,335	
Times: % reduction in road miles	0.1%	
Equals: Projected annexation allocation	\$ 614	
Population based	60%	
Portion based on population	\$ 695,003	
Times: % reduction in population	28.0%	
Equals: Projected annexation allocation	\$ 194,382	

City of Bloomington

Overlapping Units in the Annexation Areas

Town of Ellettsville Impact Projections

September 10, 2021

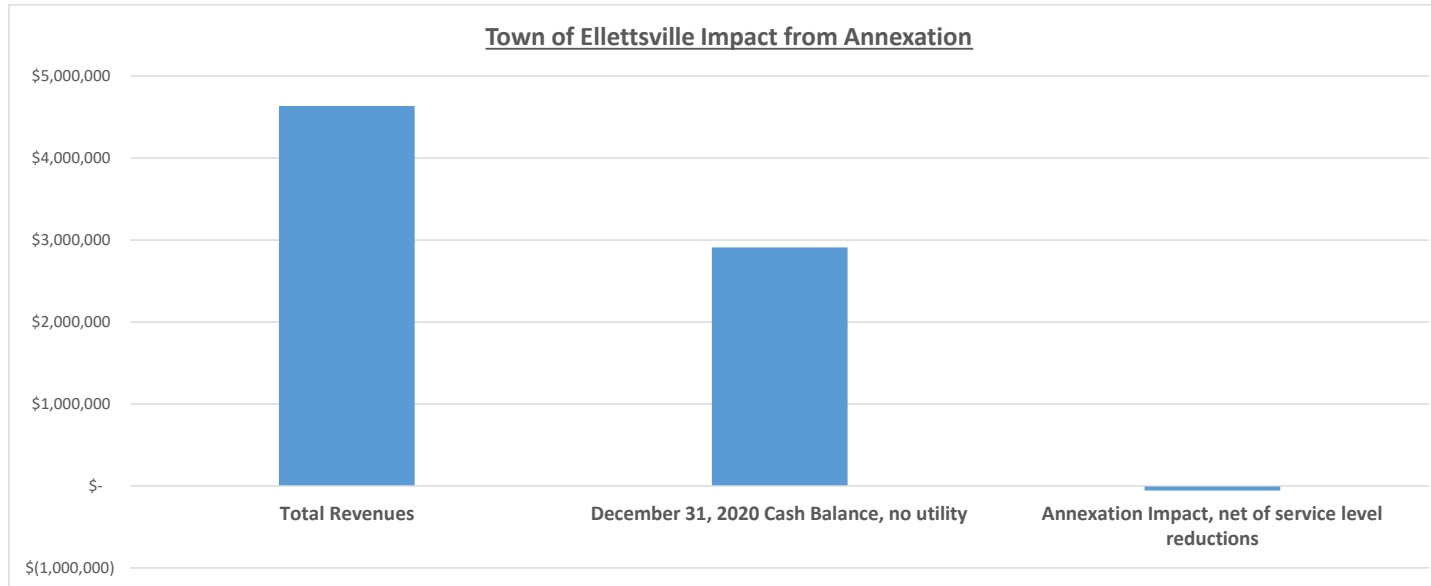
	<u>Total All Funds</u>	<u>Impact from Annexation</u>	<u>Source of Revenue</u>
Budget	\$ 4,202,126		
Revenues:			
Property Taxes	\$ 1,777,469		Property Tax Levies - Circuit Breaker Impact
Circuit Breaker	\$ (122,260)	\$ -	Ellettsville is outside of impacted taxing districts
Riverboat, ABC, Cigarette Taxes	\$ 73,510	\$ (294)	Impact of the additional 14,377 to the statewide calc is .004
Vehicle Excise, FIT, and CVET Taxes	\$ 114,420	\$ -	Revenue/Property Tax Levy per tax district
Local Income Taxes (CS, PS)	\$ 1,064,935	\$ (54,103)	Based on prior year property tax levy and cert. shares
Building & Sign Permits	\$ 97,097	\$ -	2020 Gateway Receipts Report
Earning on Investments	\$ 14,626	\$ -	2020 Gateway Receipts Report
Cable TV	\$ 36,335		2020 Gateway Receipts Report
EMS	\$ -		2020 Gateway Receipts Report
Other Receipts	\$ 400,644	\$ -	2020 Gateway Receipts Report
Gasoline Taxes (MVH, LRS, Wheel)	\$ 453,862	\$ (1,211)	2020 Gateway Receipts Report
PILOT	\$ 76,900	\$ -	2020 Gateway Receipts Report
			This is 100% funded by Richland Township. Reduced by the amount of reduction in Fire net AV. Offset due to Ellettsville no longer providing Fire Protection.
Fire Contract	\$ 647,406	\$ (195,567)	
Total Revenues	\$ 4,634,943		
December 31, 2020 Cash Balance, no utility	\$ 2,909,242		
Annexation Impact, net of service level reductions	\$ (55,607)		
Cash as a % of Annual Revenue	63%		
Revenue in surplus/(deficit) of Budget:	\$ 377,209	The Town should have enough revenue to surplus post-annexation (based on 2020 data)	

City of Bloomington

Overlapping Units in the Annexation Areas

Town of Ellettsville Impact Projections

September 10, 2021



1. MVH Distribution: 53% to INDOT; 32% to Counties; and 15% to Cities and Towns

City/Town distribution is 100% population

Total City/Town road miles is over 18,700. The annexation results in an increase of the denominator of .005

MVH Distribution	\$	242,107
Times: Factor		0.5%
Equals: MVH reduction	\$	1,211

2. Wheel Tax Distribution

Distribution is based on a two step process: Same as LRS

Step 1: Determines the county total allocation for each county on the basis of passenger car registrations

Step 2: Distribution formula for counties over 50,000 population

Distribution: 60% Population; 40% road mileage

Road mile based distribution remains the same. Road miles goes from County to City.

Population based distribution remains the same. Population goes from County to City.

City of Bloomington

Overlapping Units in the Annexation Areas

Town of Ellettsville Impact Projections

September 10, 2021

3. LRS Distribution: 55% to INDOT; 45% to Counties, Cities and Towns

Distribution is based on a two step process:

Step 1: Determines the county total allocation for each county on the basis of passenger car registrations

Step 2: Distribution formula for counties over 50,000 population

Distribution: 60% Population; 40% road mileage

Road mile based distribution remains the same. Road miles goes from County to City.

Population based distribution remains the same. Population goes from County to City.

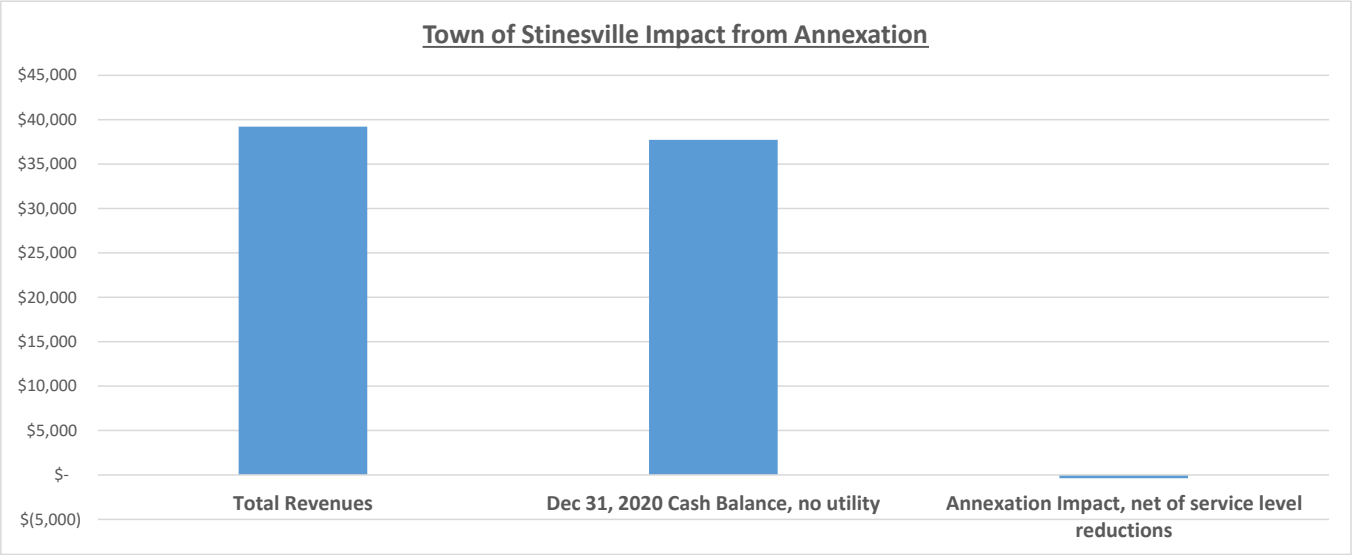
City of Bloomington

Overlapping Units in the Annexation Areas

Town of Stinesville Impact Projections

September 10, 2021

	<u>Total All Funds</u>	<u>Impact from Annexation</u>	<u>Source of Revenue</u>	<u>Explanation of the calculation</u>
Budget	\$ 67,851			
Revenues:				
Property Taxes	\$ 12,899		Property Tax Levies - Circuit Breaker Impact	
Circuit Breaker	\$ (58)	\$ -	No impact - no overlap	
Riverboat, ABC, Cigarette Taxes	\$ 1,028	\$ (4)	State-wide city/town distribution formula	Impact of the additional 14,377 to the statewide calc is .004
Vehicle Excise, FIT, and CVET Taxes	\$ 45	\$ -	No impact - no overlap	Allocated per taxing district
Local Income Taxes (CS, PS)	\$ 6,168	\$ (316)	Based on prior year property tax levy and cert. shares	See Spreadsheet
Earning on Investments	\$ 12	\$ -	2020 Gateway Receipts Report	
Refunds and Reimbursements	\$ 1	\$ -	2020 Gateway Receipts Report	
Cable TV	\$ 1,124		2020 Gateway Receipts Report	
Other Receipts	\$ 1,845	\$ -	2020 Gateway Receipts Report	
Gasoline Taxes (MVH, LRS, Wheel)	\$ 12,357	\$ (38)	State-wide city/town distribution formula	See #1 below
Total Revenues	\$ 39,233			
Dec 31, 2020 Cash Balance, no utility	\$ 37,729			
Annexation Impact, net of service level reductions	\$ (358)	No service-level reductions anticipated		
Cash as a % of Budget	56%			
Revenue in surplus/(deficit) of Budget:	\$ (28,976)	<<<Plan for unused appropriation, budget reduction, or cash spend-down (Deficit attributable to annexation = 1%)		



City of Bloomington

Overlapping Units in the Annexation Areas

Town of Stinesville Impact Projections

September 10, 2021

1. MVH Distribution: 53% to INDOT; 32% to Counties; and 15% to Cities and Towns

City/Town distribution is 100% population

Total City/Town road miles is over 18,700. The annexation results in an increase of the denominator of .005

MVH Distribution	\$	7,516
Times: Factor		0.5%
Equals: MVH reduction	\$	38

2. Wheel Tax Distribution

Distribution is based on a two step process: Same as LRS

Step 1: determines the county total allocation for each county on the basis of passenger car registrations

Step 2: Distribution formula for counties over 50,000 population

Distribution: 60% Population; 40% road mileage

Road mile based distribution remains the same. Road miles goes from County to City.

Population based distribution remained the same. Population goes from County to City.

3. LRS Distribution: 55% to INDOT; 45% to Counties, Cities and Towns

Distribution is based on a two step process:

Step 1: determines the county total allocation for each county on the basis of passenger car registrations

Step 2: Distribution formula for counties over 50,000 population

Distribution: 60% Population; 40% road mileage

Road mile based distribution remains the same. Road miles goes from County to City.

Population based distribution remained the same. Population goes from County to City.

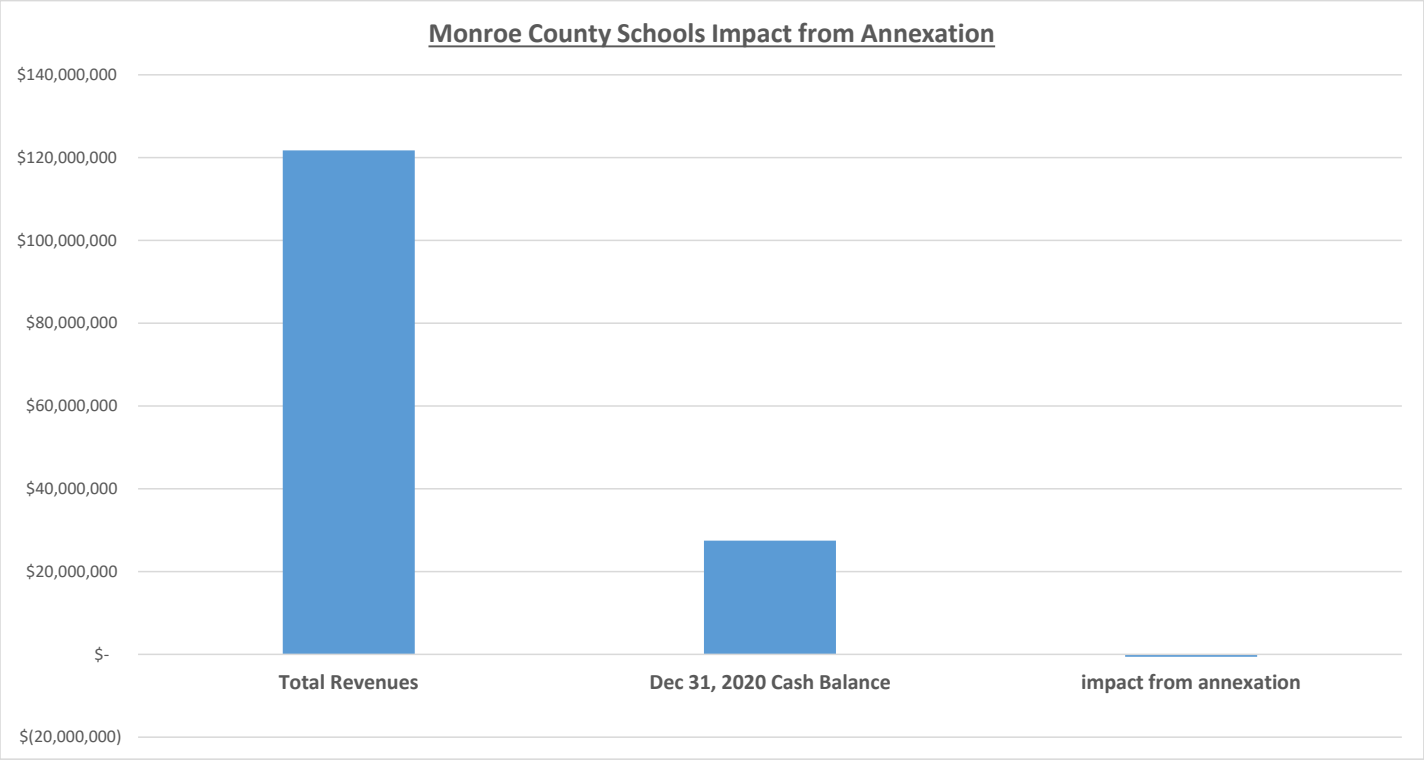
City of Bloomington

Overlapping Units in the Annexation Areas

Monroe County Schools Impact Projections

September 10, 2021

	<u>Total All Funds</u>	<u>Impact from Annexation</u>	<u>Source of Revenue</u>
Budget	\$ 130,478,467		
Revenues:			
Property Taxes	\$ 41,705,915	\$ -	
Circuit Breaker	\$ (423,326)	\$ (449,804)	See fiscal plan impact
Vehicle Excise, FIT, and CVET Taxes	\$ 3,324,783	\$ (114,466)	Revenue/Property Tax Levy Per Tax District
Transfer Tuition from Other School	\$ 11,330	\$ -	IDOE 2020 Calendar Year Data
State Tuition Support	\$ 73,013,230	\$ -	IDOE 2020 Calendar Year Data
Student and Adult Fees	\$ 1,337,251	\$ -	IDOE 2020 Calendar Year Data
Rentals	\$ 405,416	\$ -	IDOE 2020 Calendar Year Data
Other Revenue and Local Souces	\$ 409,617	\$ -	IDOE 2020 Calendar Year Data
Earning on Investments	\$ 3,941,369	\$ -	IDOE 2020 Calendar Year Data
Congressional Interest	\$ 649	\$ -	IDOE 2020 Calendar Year Data
Common School Funds Wihheld	\$ 298,920		IDOE 2020 Calendar Year Data
Summer School	\$ 250,961	\$ -	IDOE 2020 Calendar Year Data
Medicaid Reimbursement	\$ 72,556	\$ -	IDOE 2020 Calendar Year Data
Reimbursements	\$ 697,489	\$ -	IDOE 2020 Calendar Year Data
Other Revenue from Federal Sources	\$ -	\$ -	IDOE 2020 Calendar Year Data
Total Revenues	\$ 121,721,376		
Dec 31, 2020 Cash Balance	\$ 27,504,360		IDOE 2020 Calendar Year Data
impact from annexation	\$ (564,270)	No service-level reductions anticipated	
Cash as a % of Budget	21%		
Revenue in surplus/(deficit) of Budget:	\$ (9,321,361)	<<<Plan for unused appropriation, budget reduction, or cash spend-down (Deficit attributable to annexation = 9%)	



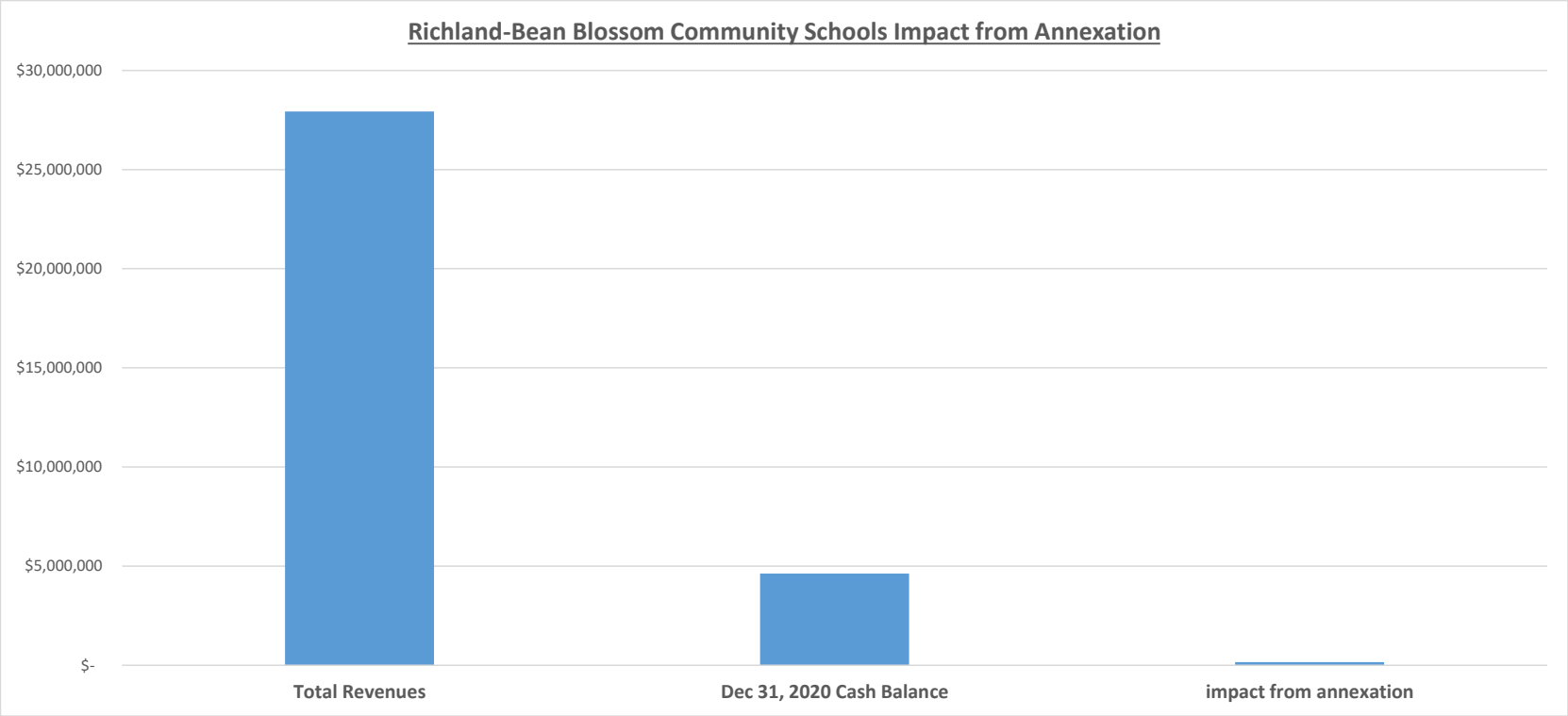
City of Bloomington

Overlapping Units in the Annexation Areas

Richland- Bean Blossom Community Schools Impact Projections

September 10, 2021

	<u>Total All Funds</u>	<u>Impact from Annexation</u>	<u>Source of Revenue</u>
Budget	\$ 27,551,183		
Revenues:			
Property Taxes	\$ 8,918,993		Property Tax Levies - Circuit Breaker Impact
Circuit Breaker	\$ (182,252)	\$ 182,252	See fiscal plan impact
Vehicle Excise, FIT, and CVET Taxes	\$ 866,925	\$ (20,412)	Revenue/Property Tax Levy per tax district
State Tuition Support	\$ 17,882,937		IDOE 2020 Calendar Year Data
Student and Adult Fees	\$ 44,479	\$ -	IDOE 2020 Calendar Year Data
Other Fees	\$ 52,890	\$ -	IDOE 2020 Calendar Year Data
Rentals	\$ 10,919	\$ -	IDOE 2020 Calendar Year Data
Other Revenue and Local Sources	\$ 246,542	\$ -	IDOE 2020 Calendar Year Data
Contributions and Donation from Private Source	\$ 125	\$ -	IDOE 2020 Calendar Year Data
Earning on Investments	\$ 24,779	\$ -	IDOE 2020 Calendar Year Data
Congressional Interest	\$ 75	\$ -	IDOE 2020 Calendar Year Data
Summer School	\$ 10,412	\$ -	IDOE 2020 Calendar Year Data
Disposal of Property	\$ 1,574		IDOE 2020 Calendar Year Data
Reimbursements	\$ 10,339	\$ -	IDOE 2020 Calendar Year Data
Other Revenue from Federal & State Sources	\$ 37,944	\$ -	IDOE 2020 Calendar Year Data
Total Revenues	\$ 27,926,680		
Dec 31, 2020 Cash Balance	\$ 4,621,218		IDOE 2020 Calendar Year Data
impact from annexation	\$ 161,840	No service-level reductions anticipated	
Cash as a % of Budget	17%		
Revenue in surplus/(deficit) of Budget:	\$ 537,337	The School should have enough revenue to surplus and still cover the impact (based on 2020 data)	



City of Bloomington

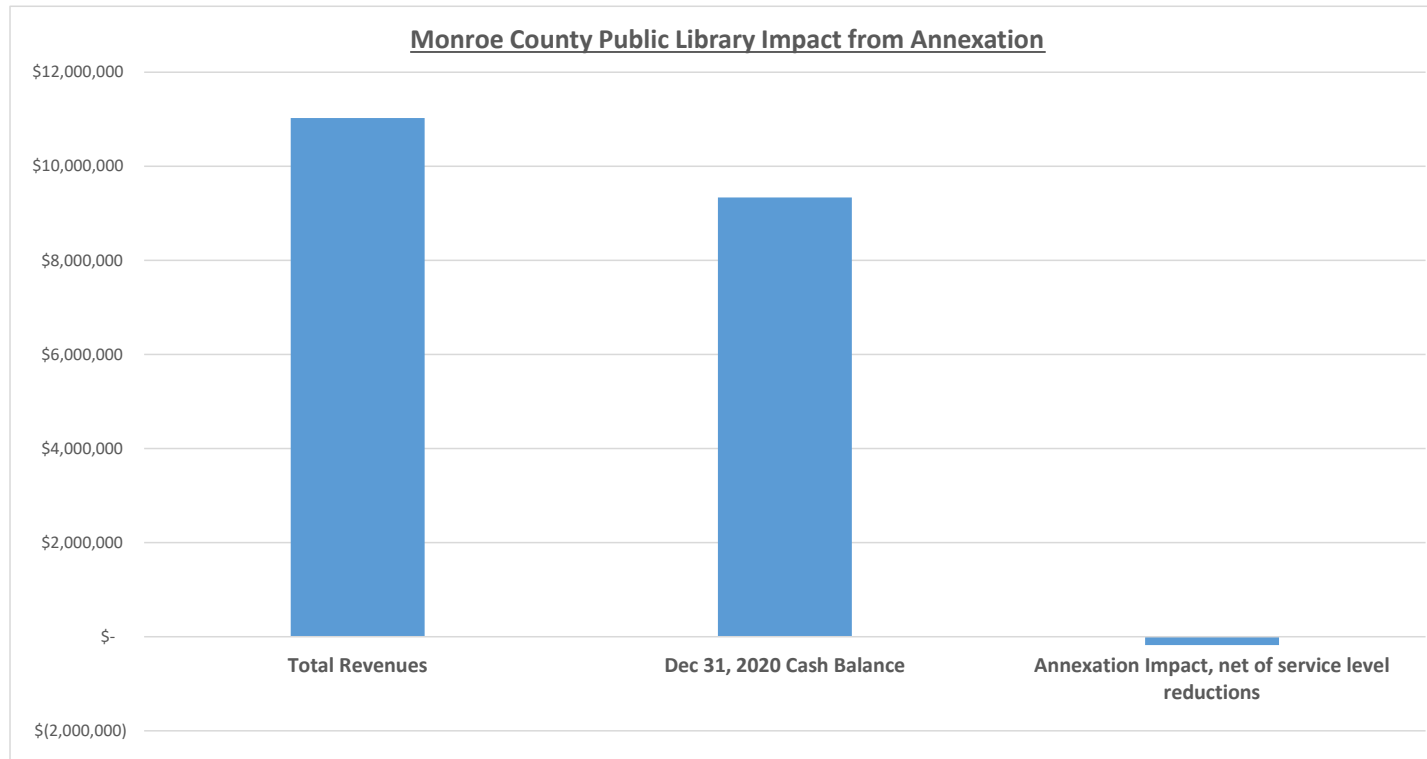
Overlapping Units in the Annexation Areas

Monroe County Public Library Impact Projections

September 10, 2021

	<u>Total All Funds</u>	<u>Impact from Annexation</u>	<u>Source of Revenue</u>
Budget	\$ 11,293,765		
Revenues:			
Property Taxes	\$ 7,159,828		2020 Certified Property Tax Levies and Parcel Impacts Database
Circuit Breaker	\$ (94,456)	\$ (36,280)	2020 DLGF Circuit Breaker Report and Parcel Impacts Database
Vehicle Excise, FIT, and CVET Taxes	\$ 591,335	\$ (18,876)	Revenue/Property Tax Levy per tax district
LIT Certified Shares	\$ 2,541,913	\$ (121,402)	Based on prior year property tax levy and cert. shares
Earning on Investments	\$ 44,860	\$ -	2020 Gateway Receipts Report
Other Receipts	\$ 784,819	\$ -	2020 Gateway Receipts Report
Total Revenues	\$ 11,028,299		
Dec 31, 2020 Cash Balance	\$ 9,335,742		2020 Gateway Cash and Investments
Annexation Impact, net of service level reductions	\$ (176,558)	No service-level reductions anticipated	
Cash as a % of Budget	85%		
Revenue in surplus/(deficit) of Budget:	\$ (442,025)	Plan for unused appropriations, budget reduction, or cash spend-down	
		Deficit attributable to annexation = 82%	

City of Bloomington
Overlapping Units in the Annexation Areas
Monroe County Public Library Impact Projections
September 10, 2021



City of Bloomington

Overlapping Units in the Annexation Areas

Benton Township Impact Projections

September 10, 2021

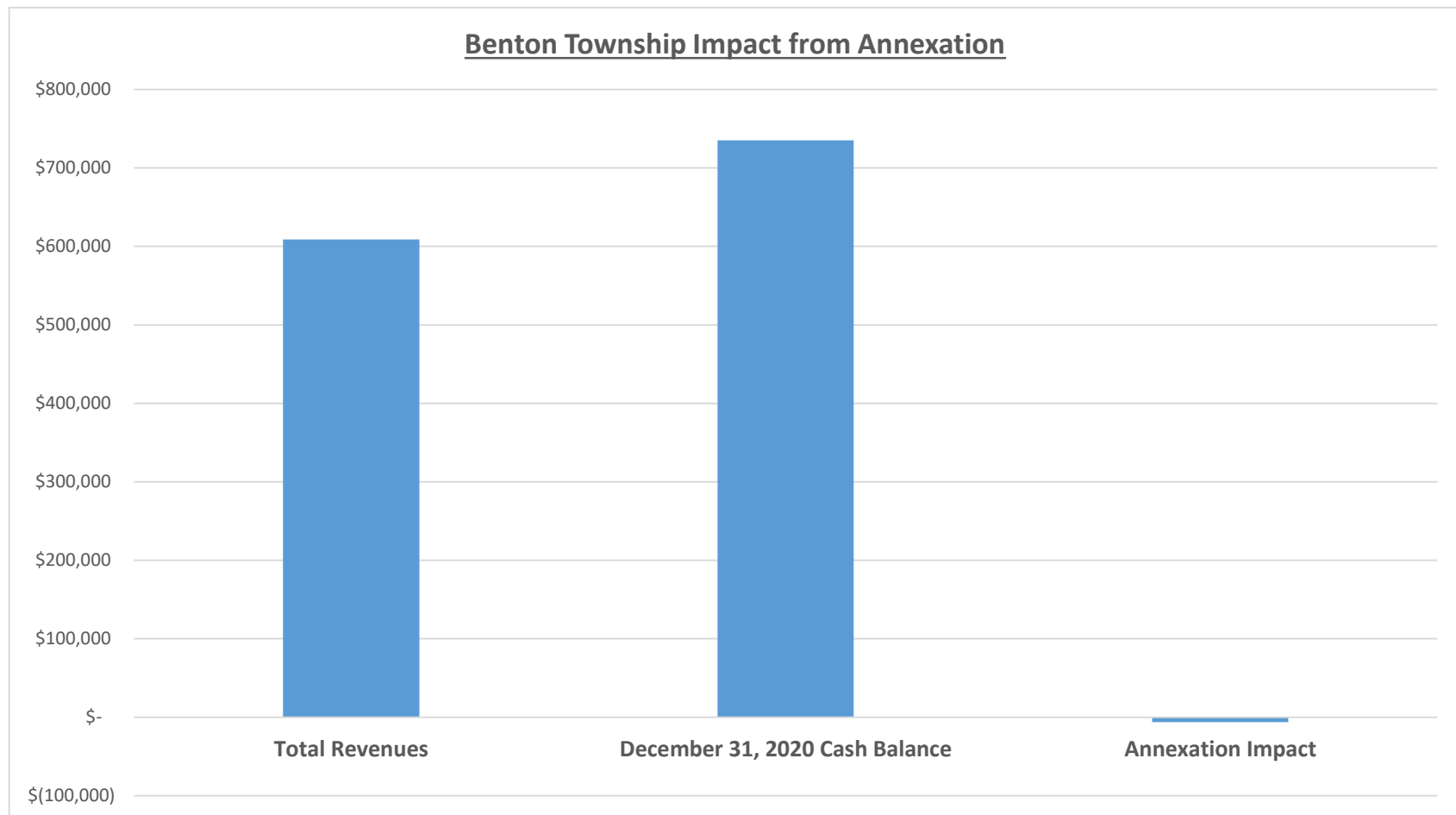
	<u>Total All Funds</u>	<u>Impact from Annexation</u>	<u>Source of Revenue</u>
Budget	\$ 622,200		
Revenues:			
Property Taxes	\$ 353,609	\$ -	Property Tax Levies - Circuit Breaker Impact
Circuit Breaker	\$ (983)	\$ 481	Parcel Impacts Database & 2020 DLGF CB Report
Vehicle Excise, FIT, and CVET Taxes	\$ 29,735	\$ (28)	Revenue/Property Tax Levy per tax district
LIT Certified Shares	\$ 218,800	\$ (6,655)	Based on prior year property tax levy and cert. shares
Earning on Investments	\$ 4,400	\$ -	2020 Gateway Receipts Report
Refunds and Reimbursements	\$ 1,260	\$ -	2020 Gateway Receipts Report
Total Revenues	\$ 608,749		
December 31, 2020 Cash Balance	\$ 735,032		2020 Gateway Cash and Investments
Annexation Impact	\$ (6,202)		
Cash as a % of Budget	121%		
Revenue in surplus/(deficit) of Budget:	\$ (19,653)	Plan for unused appropriations, budget reduction, or cash spend-down Deficit attributable to annexation = 30%	

City of Bloomington

Overlapping Units in the Annexation Areas

Benton Township Impact Projections

September 10, 2021



City of Bloomington

Overlapping Units in the Annexation Areas

Bloomington Township Impact Projections

September 10, 2021

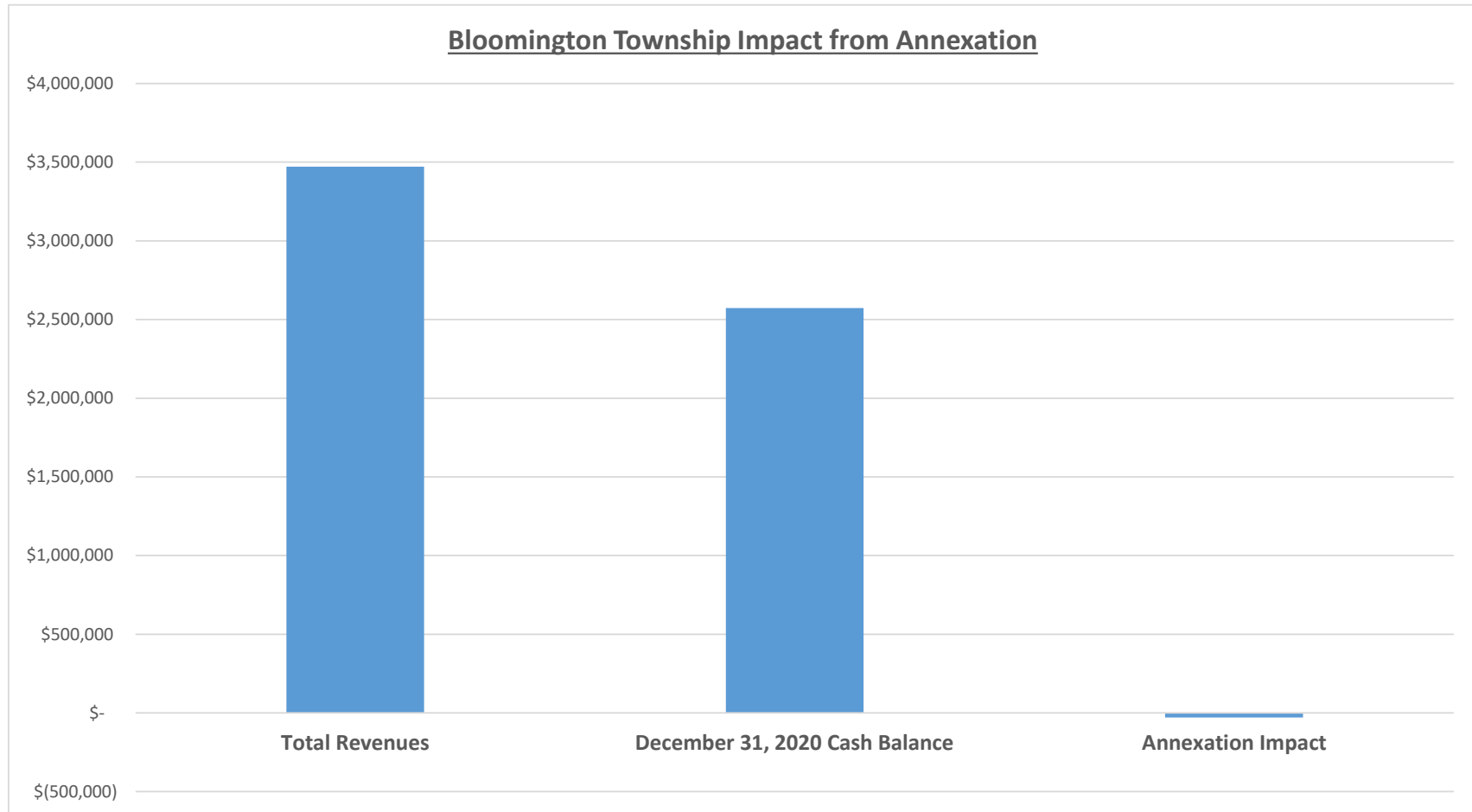
	<u>Total All Funds</u>	<u>Impact from Annexation</u>	<u>Source of Revenue</u>
Budget	\$ 4,020,485		
Revenues:			
Property Taxes	\$ 1,902,328	\$ -	Property Tax Levies - Circuit Breaker Impact
Circuit Breaker	\$ (6,981)	\$ 4,006	Parcel Impacts Database & 2020 DLGF CB Report
Vehicle Excise, FIT, and CVET Taxes	\$ 118,581	\$ (1,011)	Revenue/Property Tax Levy per tax district
LIT Certified Shares	\$ 967,622	\$ (32,917)	Based on prior year property tax levy and cert. shares
Earning on Investments	\$ 10,867	\$ -	2020 Gateway Receipts Report
Fire Protection Contracts	\$ 265,000		2020 Gateway Receipts Report
Refunds and Reimbursements	\$ 214,685	\$ -	2020 Gateway Receipts Report
Total Revenues	\$ 3,472,102		
December 31, 2020 Cash Balance	\$ 2,572,412		
Annexation Impact	\$ (29,923)	No service-level reductions anticipated	
Cash as a % of Budget	74%		
Revenue in surplus/(deficit) of Budget:	\$ (578,305)	Plan for unused appropriations, budget reduction, or cash spend-down	
		Deficit attributable to annexation = 4%	

City of Bloomington

Overlapping Units in the Annexation Areas

Bloomington Township Impact Projections

September 10, 2021



City of Bloomington

Overlapping Units in the Annexation Areas

Perry Township Impact Projections

September 10, 2021

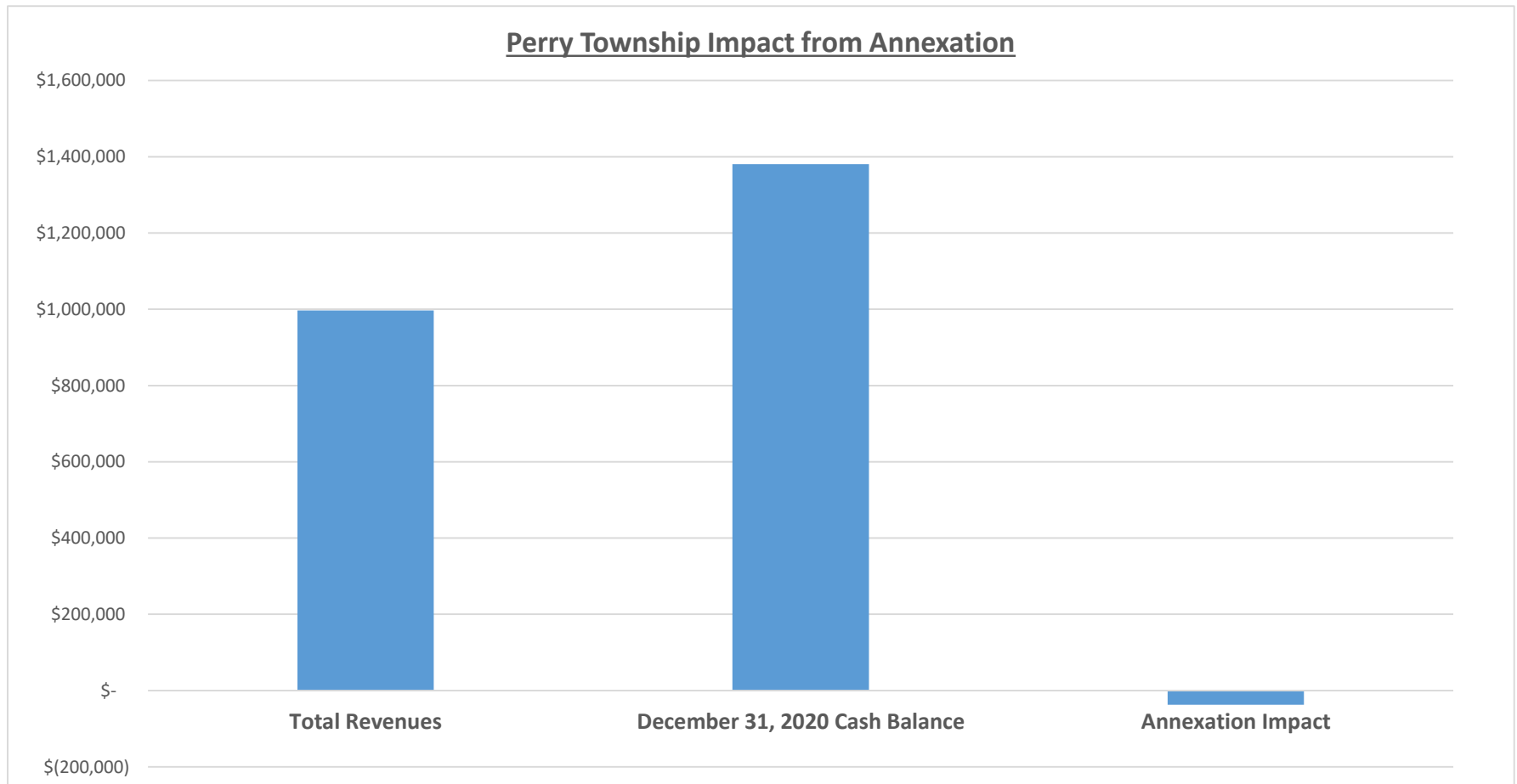
	<u>Total All Funds</u>	<u>Impact from Annexation</u>	<u>Source of Revenue</u>
Budget	\$ 1,376,256		
Revenues:			
Property Taxes	\$ 692,132	\$ -	Property Tax Levies - Circuit Breaker Impact
Circuit Breaker	\$ (13,388)	\$ (12,891)	Parcel Impacts Database & 2020 DLGF CB Report
Vehicle Excise, FIT, and CVET Taxes	\$ 51,708	\$ (11,640)	Revenue/Property Tax Levy per tax district
LIT Certified Shares	\$ 258,144	\$ (12,317)	Based on prior year property tax levy and cert. shares
Earning on Investments	\$ 4,188	\$ -	2020 Gateway Receipts Report
Other Receipts	\$ 3,774	\$ -	2020 Gateway Receipts Report
Total Revenues	\$ 996,558		
December 31, 2020 Cash Balance	\$ 1,380,680		2020 Gateway Cash & Investments
Annexation Impact	\$ (36,849)	No service-level reductions anticipated	
Cash as a % of Budget	139%		
Revenue in surplus/(deficit) of Budget:	\$ (416,547)	Plan for unused appropriations, budget reduction, or cash spend-down	
		Deficit attributable to annexation = 11%	

City of Bloomington

Overlapping Units in the Annexation Areas

Perry Township Impact Projections

September 10, 2021



City of Bloomington	Fire net assessed valuation (NAV)	\$	531,881,816
Overlapping Units in the Annexation Areas	Annexation area fire NAV	\$	160,669,628
Richland Township Impact Projections	Post Annexation Area fire NAV	\$	371,212,188
September 10, 2021	% loss in fire NAV		30.21%

	<u>Total All Funds</u>	<u>Impact from Annexation</u>	<u>Source of Revenue</u>
Budget	\$ 1,465,663		
Revenues:			
Property Taxes	\$ 875,466	\$ (149,256)	Reduction in Fire Levy - offset by service reduction
Circuit Breaker	\$ (7,414)	\$ 7,414	Parcel Impacts Database & 2020 DLGF CB Report
Vehicle Excise, FIT, and CVET Taxes	\$ 63,623	\$ (3,255)	Revenue/Property Tax Levy per tax district
LIT Certified Shares	\$ 273,702	\$ (15,916)	Based on prior year property tax levy and cert. shares
Earning on Investments	\$ 679	\$ -	2020 Gateway Receipts Report
Other Receipts	\$ 4,488	\$ -	2020 Gateway Receipts Report
Total Revenues	\$ 1,210,544		
December 31, 2020 Cash Balance	\$ 1,140,784		2020 Gateway Cash & Investments
Annexation Impact, net of service reductions	\$ (11,756)		Property tax impact is \$0 due to offsetting service reduction
Cash as a % of Budget	94%		
Revenue in surplus/(deficit) of Budget:	\$ (255,119)		Plan for unused appropriations, budget reduction, or cash spend-down
			Deficit attributable to annexation = 7%

City of Bloomington

Overlapping Units in the Annexation Areas

Richland Township Impact Projections

September 10, 2021

Fire net assessed valuation (NAV)

\$

531,881,816

Annexation area fire NAV

\$

160,669,628

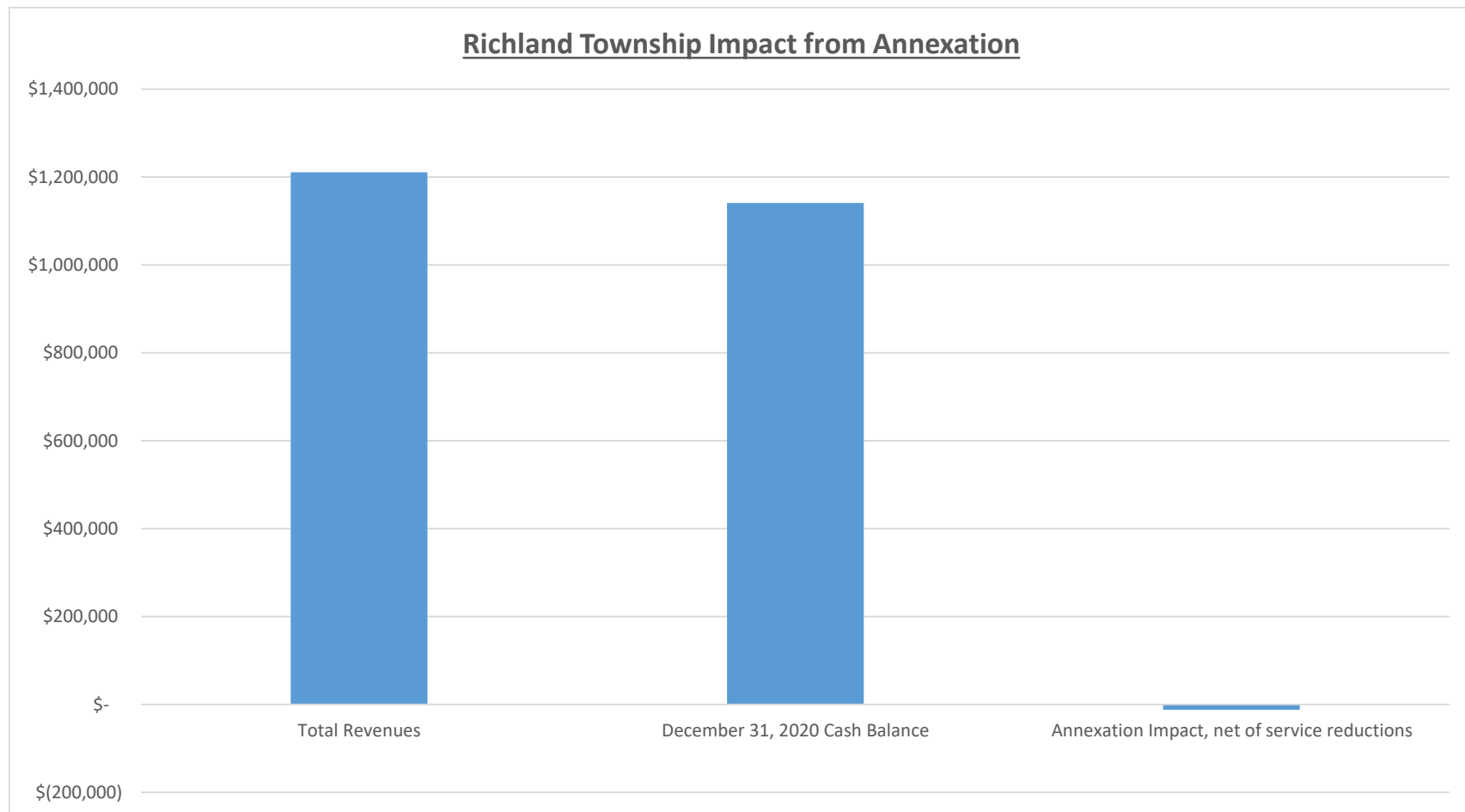
Post Annexation Area fire NAV

\$

371,212,188

% loss in fire NAV

30.21%



City of Bloomington	Fire net assessed valuation (NAV)	\$	151,778,597
Overlapping Units in the Annexation Areas	Annexation area fire NAV	\$	6,661,440
Salt Creek Township Impact Projections	Post Annexation Area fire NAV	\$	145,117,157
September 10, 2021	% loss in fire NAV		4.39%

	<u>Total All Funds</u>	<u>Impact from Annexation</u>	<u>Source of Revenue</u>
Budget	\$ 260,308		
Revenues:			
Property Taxes	\$ 209,672	\$ (9,202)	Reduction in Fire Levy offset by reduction of services
Circuit Breaker	\$ (220)	\$ 220	Parcel Impacts Database & 2020 DLGF CB Report
Vehicle Excise, FIT, and CVET Taxes	\$ 20,391	\$ (254)	Revenue/Property Tax Levy per tax district
LIT Certified Shares	\$ 76,532	\$ (3,946)	Based on prior year property tax levy and cert. shares
Total Revenues	\$ 306,375		
December 31, 2020 Cash Balance	\$ 811,134		2020 Gateway Cash & Investments
Annexation Impact, net of service reductions	\$ (3,980)		Property tax impact is \$0 due to offsetting service reduction
Cash as a % of Budget	265%		
Revenue in surplus/(deficit) of Budget:	\$ 46,067	The Township should have enough revenue to surplus and still cover the impact (based on 2020 data)	

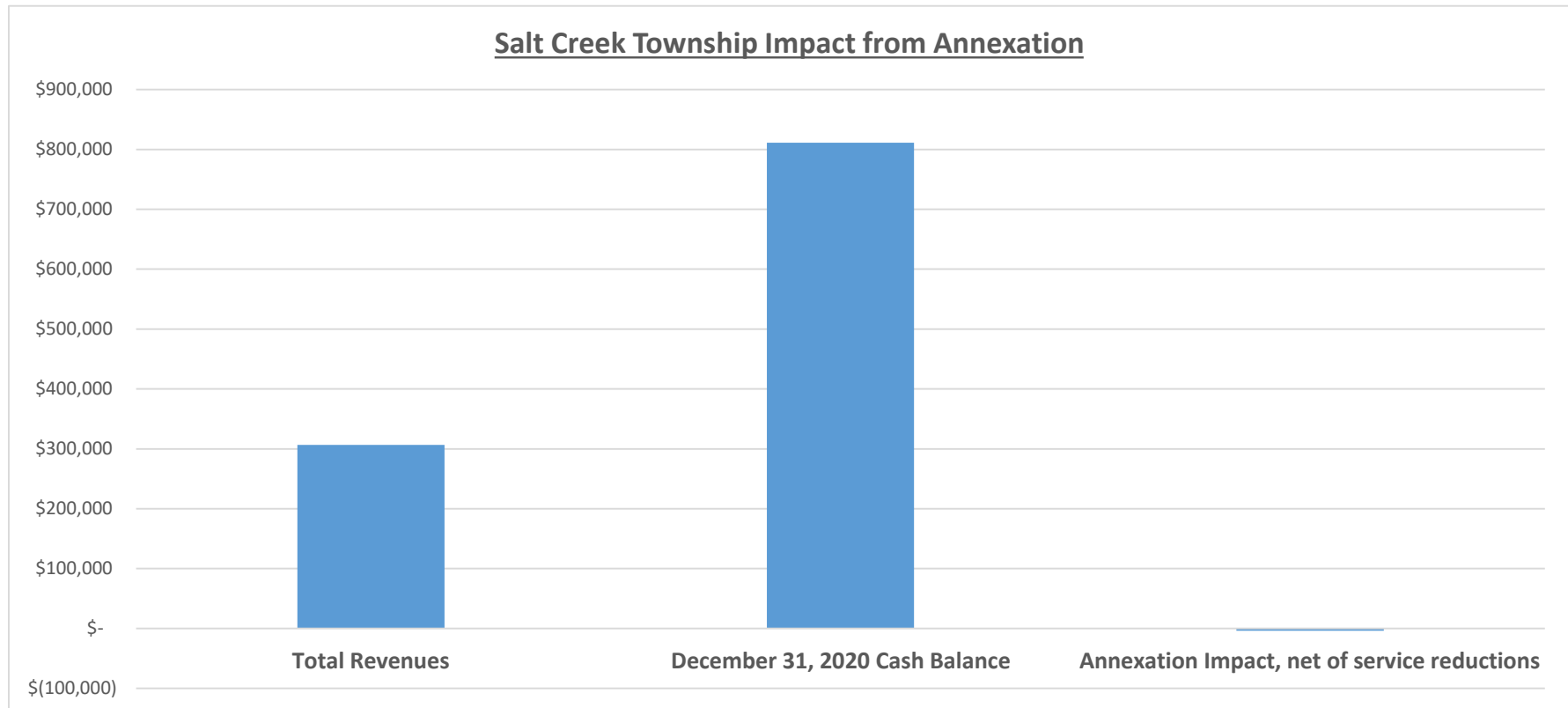
City of Bloomington

Overlapping Units in the Annexation Areas

Salt Creek Township Impact Projections

September 10, 2021

Fire net assessed valuation (NAV)	\$	151,778,597
Annexation area fire NAV	\$	6,661,440
Post Annexation Area fire NAV	\$	145,117,157
% loss in fire NAV		4.39%



City of Bloomington

Overlapping Units in the Annexation Areas

Van Buren Township Impact Projections

September 10, 2021

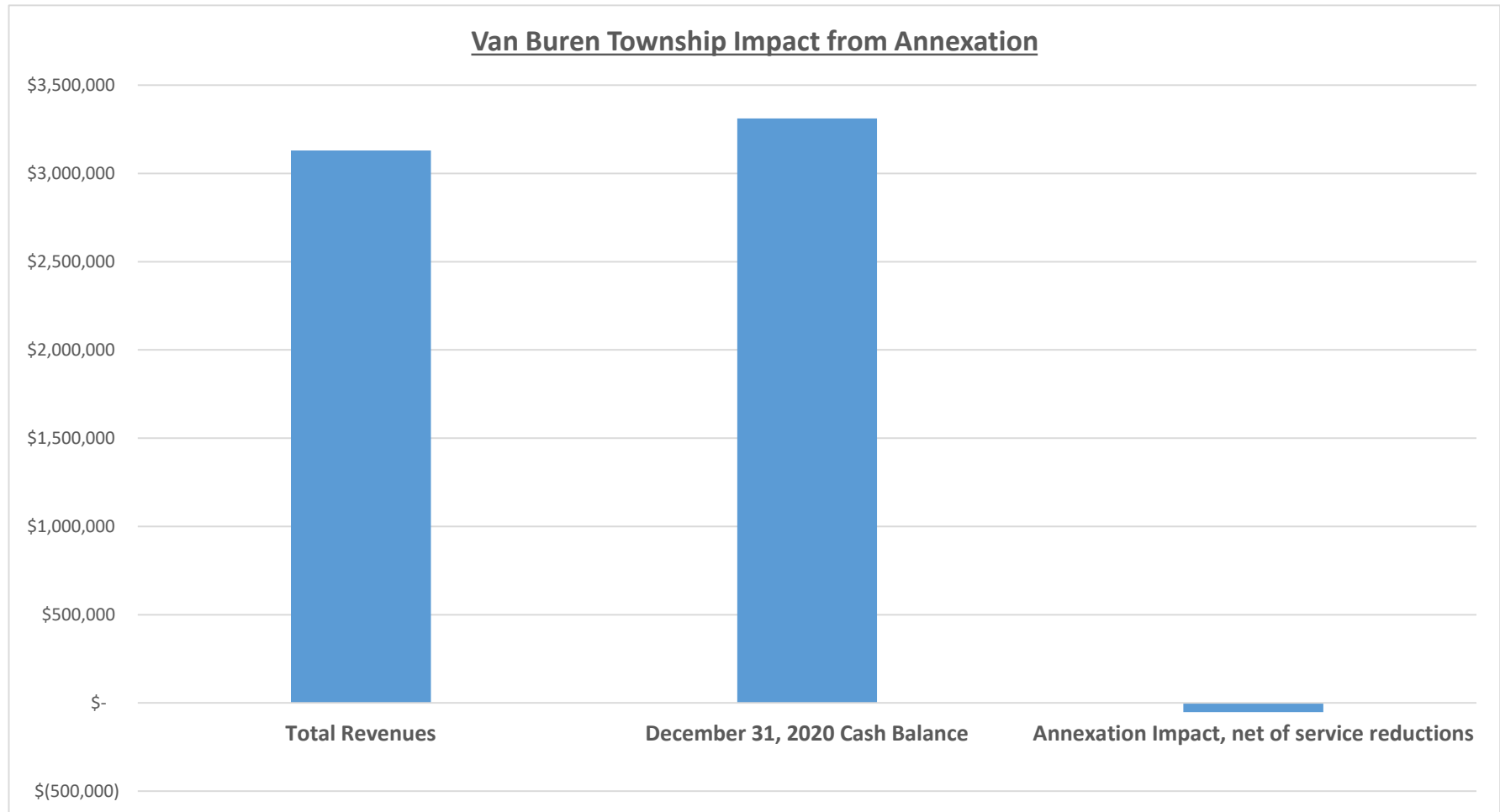
	<u>Total All Funds</u>	<u>Impact from Annexation</u>	<u>Source of Revenue</u>
Budget	\$ 2,732,817		
Revenues:			
Property Taxes	\$ 1,969,166	\$ -	Property Tax Levies - Circuit Breaker Impact
Circuit Breaker	\$ (9,364)	\$ 3,005	Parcel Impacts Database & 2020 DLGF CB Report
Vehicle Excise, FIT, and CVET Taxes	\$ 174,791	\$ (20,618)	Revenue/Property Tax Levy per tax district
LIT Certified Shares	\$ 881,877	\$ (34,987)	Based on prior year property tax levy and cert. shares
Other Receipts	\$ 113,509	\$ -	2020 Gateway Receipts Report
	\$ -		
Total Revenues	\$ 3,129,979		
December 31, 2020 Cash Balance	\$ 3,311,039		2020 Gateway Cash & Investments
Annexation Impact, net of service reductions	\$ (52,600)	No service-level reductions anticipated	
Cash as a % of Budget	106%		
Revenue in surplus/(deficit) of Budget:	\$ 344,562	The Township should have enough revenue to surplus and still cover the impact (based on 2020 data)	

City of Bloomington

Overlapping Units in the Annexation Areas

Van Buren Township Impact Projections

September 10, 2021



City of Bloomington

Overlapping Units in the Annexation Areas

Monroe County Solid Waste District Impact Projections

September 10, 2021

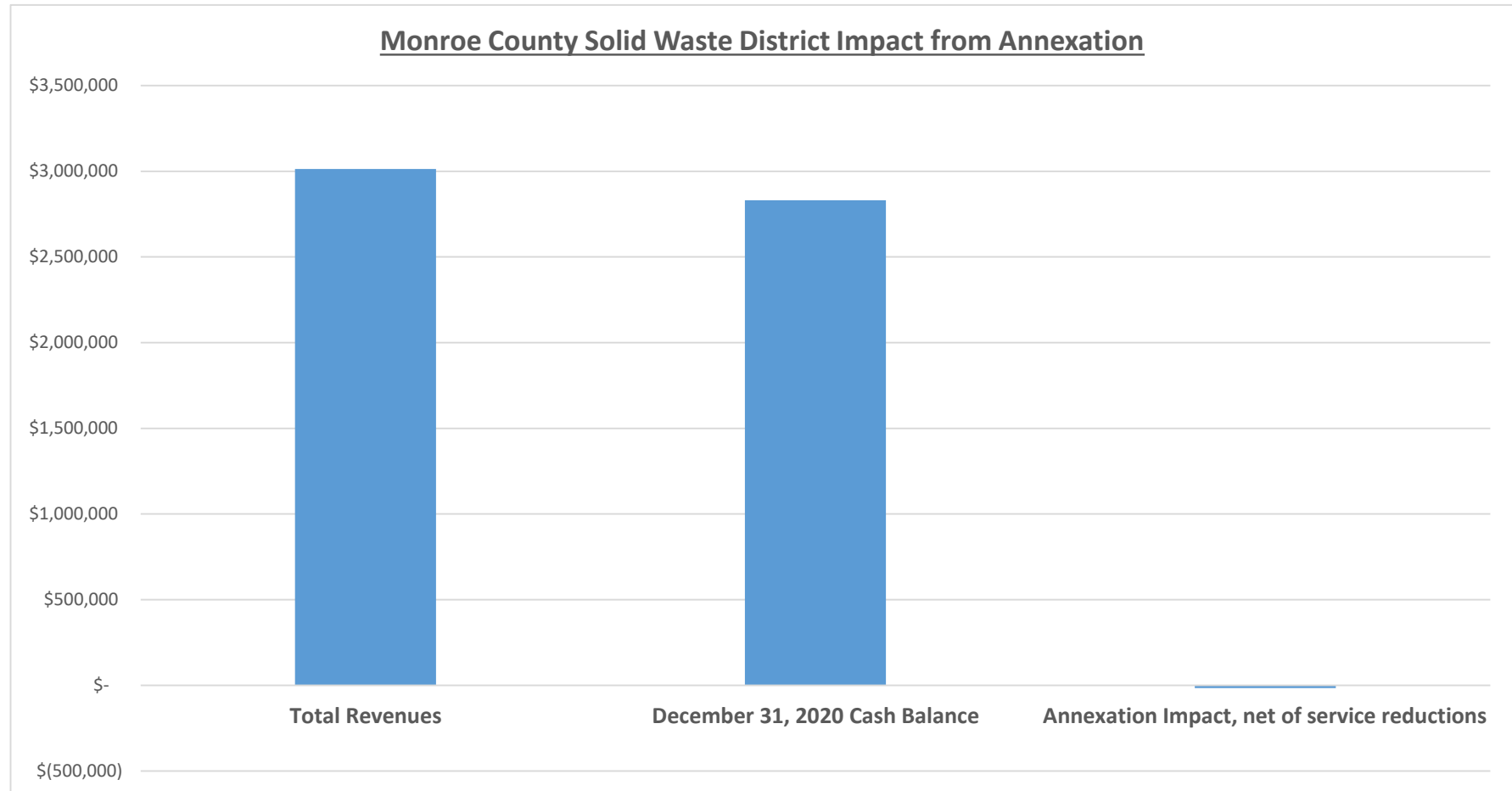
	<u>Total All Funds</u>	<u>Impact from Annexation</u>	<u>Source of Revenue</u>
Budget	\$ 3,112,266		
Revenues:			
Property Taxes	\$ 2,113,221	\$ -	Property Tax Levies - Circuit Breaker Impact
Circuit Breaker	\$ (27,879)	\$ (10,923)	Parcel Impacts Database & 2020 DLGF CB Report
Vehicle Excise, FIT, and CVET Taxes	\$ 160,130	\$ (5,683)	Revenue/Property Tax Levy per tax district
Other Receipts	\$ 767,530	\$ -	2020 Gateway Receipts Report
LIT Certified Shares	\$ -	\$ -	Does not receive LIT; allocated to County
Total Revenues	\$ 3,013,002		
December 31, 2020 Cash Balance	\$ 2,830,623		2020 Gateway Cash & Investments
Annexation Impact, net of service reductions	\$ (16,606)	No service-level reductions anticipated	
Cash as a % of Budget	94%		
Revenue in surplus/(deficit) of Budget:	\$ (115,870)	Plan for unused appropriations, budget reduction, or cash spend-down	
		Deficit attributable to annexation = 30%	

City of Bloomington

Overlapping Units in the Annexation Areas

Monroe County Solid Waste District Impact Projections

September 10, 2021



City of Bloomington

Overlapping Units in the Annexation Areas

Monroe Fire Protection District Impact Projections

September 10, 2021

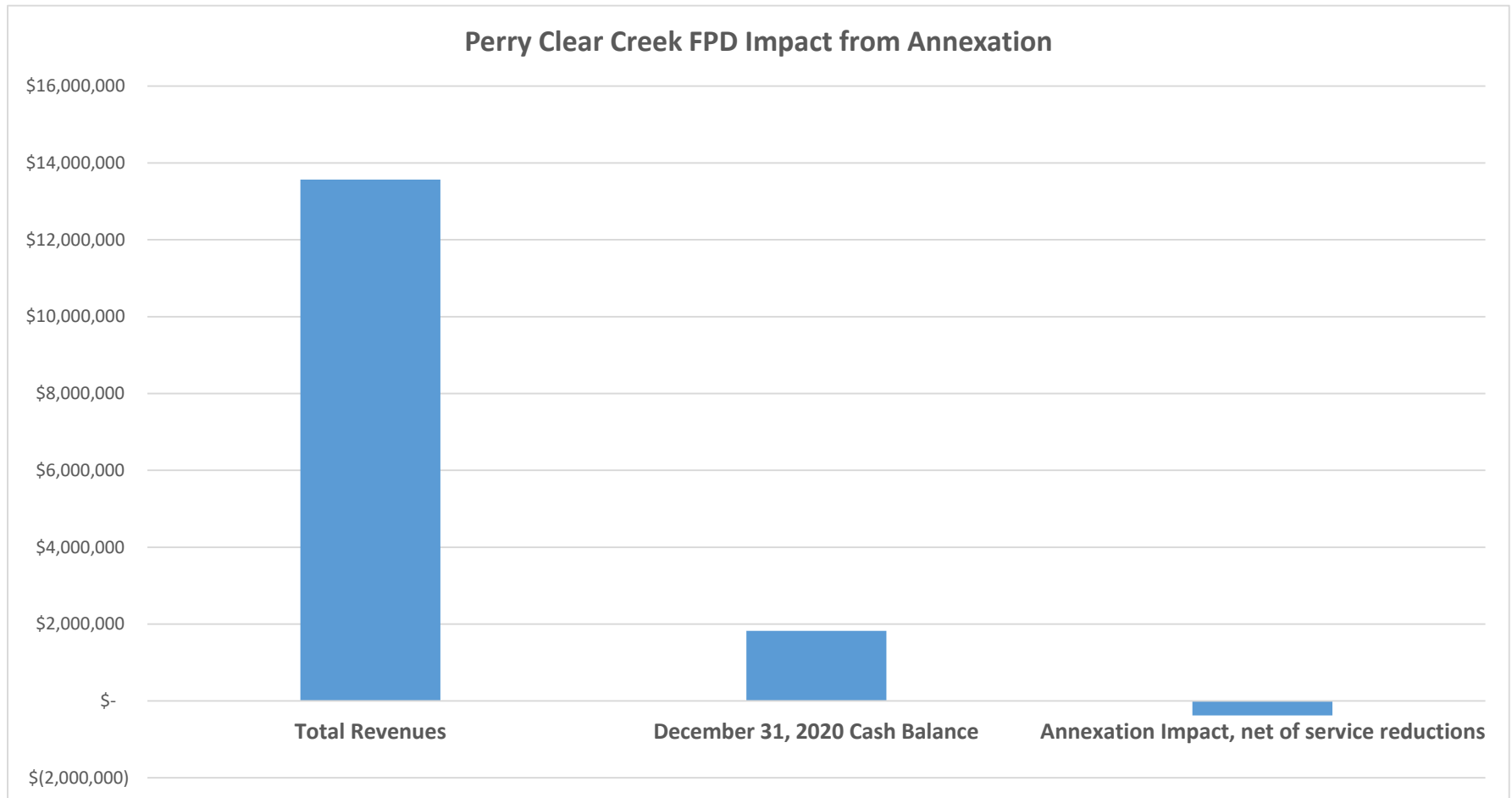
	<u>Total All Funds</u>	<u>Impact from Annexation</u>	<u>Source of Revenue</u>
Budget	\$ 11,921,519		
Revenues:			
Property Taxes	\$ 9,226,153	\$ -	Property Tax Levies - Circuit Breaker Impact
Circuit Breaker	\$ (35,823)	\$ (314,662)	Parcel Impacts Database & 2020 DLGF CB Report 2020 Gateway Receipts Report. There will be a de minimis reduction from 6 parcels being annexed - fully offset by service reduction
Fire Protection Contracts	\$ 735,166	\$ -	Revenue/Property Tax Levy per tax district
Vehicle Excise, FIT, and CVET Taxes	\$ 758,166	\$ (60,279)	2020 Gateway Receipts Report
Other Receipts	\$ 14,530		Approx \$1.4 million adjustment in 2022 due to 2021 levy increase
LIT Certified Shares	\$ 2,866,743	\$ -	
Total Revenues	\$ 13,564,934		
December 31, 2020 Cash Balance	\$ 1,820,062		2020 Gateway Cash & Investments
Annexation Impact, net of service reductions	\$ (374,941)		Only anticipated service reduction is fire protection to 6 annexed properties
Cash as a % of Budget	13%		
Revenue in surplus/(deficit) of Budget:	\$ 1,268,474	The District should have enough revenue to cover the impact and surplus	

City of Bloomington

Overlapping Units in the Annexation Areas

Monroe Fire Protection District Impact Projections

September 10, 2021



City of Bloomington

Vehicle Excise, FIT, and CVET Tax Projections

September 10, 2021

	<u>Bloomington</u>
	<u>Projection from</u>
	<u>other units</u>
Financial Institutions tax	\$ 65,394
Vehicle Aircraft Excise tax	\$ 255,220
Commercial Vehicle Excise Tax	\$ 17,691

	<u>Annexation Area</u>		<u>Financial</u>	<u>Vehicle Aircraft</u>	<u>Commercial</u>
	<u>Net Assessed</u>		<u>Institutions tax</u>	<u>Excise tax</u>	<u>Vehicle Excise Tax</u>
	<u>Valuation</u>				
Benton Township	\$ 746,581	0.07%	\$ 44.04	\$ 171.88	\$ 11.91
Bloomington Township	\$ 54,303,628	4.90%	\$ 3,203.28	\$ 12,501.80	\$ 866.58
Perry Township	\$ 614,658,336	55.44%	\$ 36,257.69	\$ 141,506.89	\$ 9,808.74
Richland Township	\$ 116,225,282	10.48%	\$ 6,855.94	\$ 26,757.43	\$ 1,854.73
Salt Creek Township	\$ 5,934,991	0.54%	\$ 350.10	\$ 1,366.36	\$ 94.71
Van Buren Township	\$ 316,723,037	28.57%	\$ 18,682.97	\$ 72,916.10	\$ 5,054.28
	\$ 1,108,591,855	100.00%	\$ 65,394.02	\$ 255,220.46	\$ 17,690.94

<u>Taxing District</u>	<u>Rate</u>	<u>Township</u>	<u>School Rate</u>	<u>County Rate</u>	<u>Library Rate</u>	<u>Solid Waste</u>	<u>Fire District Rate</u>	
Benton Township	\$ 1.6518	\$ 0.1303	\$ 0.6142	\$ 0.3986	\$ 0.0920	\$ 0.0277	\$ 0.3890	\$ 1.6518
Bloomington Township	\$ 1.5403	\$ 0.0188	\$ 0.6142	\$ 0.3986	\$ 0.0920	\$ 0.0277	\$ 0.3890	\$ 1.5403
Perry Township	\$ 1.5420	\$ 0.0205	\$ 0.6142	\$ 0.3986	\$ 0.0920	\$ 0.0277	\$ 0.3890	\$ 1.5420
Richland Township	\$ 1.8860	\$ 0.1469	\$ 1.0854	\$ 0.3986	\$ 0.0920	\$ 0.0277	\$ 0.1354	\$ 1.8860
Salt Creek Township	\$ 1.4429	\$ 0.1764	\$ 0.6142	\$ 0.3986	\$ 0.0920	\$ 0.0277	\$ 0.1340	\$ 1.4429
Van Buren Township	\$ 1.8385	\$ 0.3170	\$ 0.6142	\$ 0.3986	\$ 0.0920	\$ 0.0277	\$ 0.3890	\$ 1.8385

<u>Taxing District</u>	<u>Rate</u>	<u>Township</u>	<u>School Rate</u>	<u>County Rate</u>	<u>Library Rate</u>	<u>Solid Waste</u>	<u>Fire District Rate</u>	
Benton Township	\$ 1.6518	7.9%	37.2%	24.1%	5.6%	1.7%	23.6%	100.0%
Bloomington Township	\$ 1.5403	1.2%	39.9%	25.9%	6.0%	1.8%	25.3%	100.0%
Perry Township	\$ 1.5420	1.3%	39.8%	25.8%	6.0%	1.8%	25.2%	100.0%
Richland Township	\$ 1.8860	7.8%	57.6%	21.1%	4.9%	1.5%	7.2%	100.0%
Salt Creek Township	\$ 1.4429	12.2%	42.6%	27.6%	6.4%	1.9%	9.3%	100.0%
Van Buren Township	\$ 1.8385	17.2%	33.4%	21.7%	5.0%	1.5%	21.2%	100.0%
				24.4%				

City of Bloomington

Vehicle Excise, FIT, and CVET Tax Projections

September 10, 2021

Financial Institutions tax

<u>Taxing District</u>	<u>Taxing District</u> <u>Rate</u>	<u>Township</u>	<u>School</u>	<u>County</u>	<u>Library</u>	<u>Solid Waste</u>	<u>Fire District</u>	<u>Totals</u>
Benton Township	\$ 1.6518	\$ 3	\$ 16	\$ 11	\$ 2	\$ 1	\$ 10	\$ 44
Bloomington Township	\$ 1.5403	\$ 39	\$ 1,277	\$ 829	\$ 191	\$ 58	\$ 809	\$ 3,203
Perry Township	\$ 1.5420	\$ 482	\$ 14,442	\$ 9,372	\$ 2,163	\$ 651	\$ 9,147	\$ 36,258
Richland Township	\$ 1.8860	\$ 534	\$ 3,946	\$ 1,449	\$ 334	\$ 101	\$ 492	\$ 6,856
Salt Creek Township	\$ 1.4429	\$ 43	\$ 149	\$ 97	\$ 22	\$ 7	\$ 33	\$ 350
Van Buren Township	\$ 1.8385	\$ 3,221	\$ 6,242	\$ 4,051	\$ 935	\$ 281	\$ 3,953	\$ 18,683
		\$ 4,323	\$ 26,072	\$ 15,808	\$ 3,649	\$ 1,099	\$ 14,444	\$ 65,394
							\$	\$ 65,394
Benton Township		\$ 14						
Bloomington Township		\$ 848						
Perry Township		\$ 9,629						
Richland Township		\$ 1,026						
Salt Creek Township		\$ 75						
Van Buren Township		\$ 7,174						
Monroe County Schools Impact Projections		\$ 22,126						
Richland- Bean Blossom Community Schools Impact Project		\$ 3,946						
Monroe County Impact Projections		\$ 15,808						
Monroe County Public Library Impact Projections		\$ 3,649						
Monroe County Solid Waste		\$ 1,099						
Monroe Fire Protection District		\$ -						
Totals		\$ 65,394						

City of Bloomington

Vehicle Excise, FIT, and CVET Tax Projections

September 10, 2021

Vehicle Aircraft Excise tax

<u>Taxing District</u>	<u>Taxing District</u> <u>Rate</u>	<u>Township</u>	<u>School</u>	<u>County</u>	<u>Library</u>	<u>Solid Waste</u>	<u>Fire District</u>	<u>Totals</u>
Benton Township	\$ 1.6518	\$ 14	\$ 64	\$ 41	\$ 10	\$ 3	\$ 40	\$ 172
Bloomington Township	\$ 1.5403	\$ 153	\$ 4,985	\$ 3,235	\$ 747	\$ 225	\$ 3,157	\$ 12,502
Perry Township	\$ 1.5420	\$ 1,881	\$ 56,364	\$ 36,579	\$ 8,443	\$ 2,542	\$ 35,698	\$ 141,507
Richland Township	\$ 1.8860	\$ 2,084	\$ 15,399	\$ 5,655	\$ 1,305	\$ 393	\$ 1,921	\$ 26,757
Salt Creek Township	\$ 1.4429	\$ 167	\$ 582	\$ 377	\$ 87	\$ 26	\$ 127	\$ 1,366
Van Buren Township	\$ 1.8385	\$ 12,572	\$ 24,360	\$ 15,809	\$ 3,649	\$ 1,099	\$ 15,428	\$ 72,916
		\$ 16,871	\$ 101,753	\$ 61,697	\$ 14,240	\$ 4,288	\$ 56,372	\$ 255,220
							\$	\$ 255,220
Benton Township		\$ 14						
Bloomington Township		\$ 153						
Perry Township		\$ 1,881						
Richland Township		\$ 2,084						
Salt Creek Township		\$ 167						
Van Buren Township		\$ 12,572						
Monroe County Schools		\$ 86,354						
Richland- Bean Blossom Community Schools		\$ 15,399						
Monroe County		\$ 61,697						
Monroe County Public Library		\$ 14,240						
Monroe County Solid Waste		\$ 4,288						
Monroe Fire Protection District		\$ 56,372						
Totals		\$ 255,220						

City of Bloomington

Vehicle Excise, FIT, and CVET Tax Projections

September 10, 2021

Commercial Vehicle Excise Tax

<u>Taxing District</u>	<u>Taxing District</u> <u>Rate</u>	<u>Township</u>	<u>School</u>	<u>County</u>	<u>Library</u>	<u>Solid Waste</u>	<u>Fire District</u>	<u>Totals</u>
Benton Township	\$ 1.6518	\$ 1	\$ 4	\$ 3	\$ 1	\$ 0	\$ 3	\$ 12
Bloomington Township	\$ 1.5403	\$ 11	\$ 346	\$ 224	\$ 52	\$ 16	\$ 219	\$ 867
Perry Township	\$ 1.5420	\$ 130	\$ 3,907	\$ 2,536	\$ 585	\$ 176	\$ 2,474	\$ 9,809
Richland Township	\$ 1.8860	\$ 144	\$ 1,067	\$ 392	\$ 90	\$ 27	\$ 133	\$ 1,855
Salt Creek Township	\$ 1.4429	\$ 12	\$ 40	\$ 26	\$ 6	\$ 2	\$ 9	\$ 95
Van Buren Township	\$ 1.8385	\$ 871	\$ 1,689	\$ 1,096	\$ 253	\$ 76	\$ 1,069	\$ 5,054
		\$ 1,169	\$ 7,053	\$ 4,277	\$ 987	\$ 297	\$ 3,907	\$ 17,691
							\$	\$ 17,691
Benton Township		\$ 1		\$ 81,782				
Bloomington Township		\$ 11						
Perry Township		\$ 130						
Richland Township		\$ 144						
Salt Creek Township		\$ 12						
Van Buren Township		\$ 871						
Monroe County Schools		\$ 5,986						
Richland- Bean Blossom Community Schools		\$ 1,067						
Monroe County		\$ 4,277						
Monroe County Public Library		\$ 987						
Monroe County Solid Waste		\$ 297						
Monroe Fire Protection District		\$ 3,907						
Totals		\$ 17,691						

City of Bloomington

Annexation Revenue Projections - LIT Certified Shares

All Annexation Areas Combined

September 10, 2021

	2021			2022 Projection			Year 1 (1)		
	Allocation Amount (IC 6-3.5-6-1.1)	Allocation %	Certified Shares (IC 6- 3.5-6-18(e)(1))	Allocation Amount (IC 6-3.5-6-1.1)		Certified Shares (IC 6- 3.5-6-18(e)(1))	Allocation Amount (IC 6-3.5-6-1.1)		Certified Shares (IC 6- 3.5-6-18(e)(1))
Monroe County	53,149,550	40.48%	14,524,171	57,032,477	38.87%	13,366,875	60,458,502	38.52%	14,371,359
Bean Blossom Township	199,656	0.15%	54,560	214,079	0.15%	50,257	226,984	0.14%	53,955
Benton Township	551,429	0.42%	150,689	592,219	0.40%	139,708	628,922	0.40%	149,499
Bloomington Township	2,866,840	2.18%	783,421	3,003,294	2.05%	296,178	2,719,234	1.73%	646,379
Clear Creek Township	337,179	0.26%	92,141	362,020	0.25%	85,145	384,148	0.24%	91,314
Indian Creek Township	46,240	0.04%	12,636	45,085	0.03%	10,420	46,387	0.03%	11,027
Perry Township	1,021,426	0.78%	279,125	1,096,377	0.75%	258,144	1,163,617	0.74%	276,599
Polk Township	84,565	0.06%	23,109	90,804	0.06%	21,361	96,362	0.06%	22,906
Richland Township	1,317,031	1.00%	359,905	1,414,220	0.96%	352,196	1,522,049	0.97%	361,800
Salt Creek Township	327,189	0.25%	89,411	351,255	0.24%	82,544	372,639	0.24%	88,579
Van Buren Township	2,945,718	2.24%	804,976	3,162,726	2.16%	333,552	2,908,812	1.85%	691,443
Washington Township	182,548	0.14%	49,885	194,590	0.13%	143,867	313,028	0.20%	74,409
Bloomington Civil City	49,937,985	38.04%	13,646,547	53,606,330	36.54%	12,564,300	56,832,512	36.21%	13,509,439
Ellettsville Civil Town	2,936,851	2.24%	802,553	3,155,183	2.15%	739,319	3,345,571	2.13%	795,263
Stinesville Civil Town	17,869	0.01%	4,883	19,158	0.01%	4,168	19,953	0.01%	4,743
Richland-Bean Blossom Comm School Corp	-	0.00%	-	-	0.00%	-	-	0.00%	-
Monroe County Community School Corp	-	0.00%	-	-	0.00%	-	-	0.00%	-
Monroe County Public Library	10,063,561	7.67%	2,750,068	10,805,262	7.36%	2,541,913	11,466,436	7.30%	2,725,643
Bloomington Transportation	2,113,760	1.61%	577,627	2,269,581	1.55%	533,666	2,408,196	1.53%	572,443
Monroe Fire Protection District	3,187,768	2.43%	871,121	9,307,477	6.34%	2,708,994	12,060,027	7.68%	2,866,743
Monroe County Solid Waste Mgmt Dist	-	0.00%	-	-	0.00%	-	-	0.00%	-
Total	131,287,166	100%	35,876,828	146,722,137	100%	34,232,607	156,973,380	100%	37,313,542

Note: Projected LIT Certified Shares distributions assume a county-wide increase of 3% per year. Levies are projected to grow by a factor of 1.039, 3.9%, per year (average State Factor 2018 - 2022).

Note: 2022 LIT allocations are low (for most units across the State) due to the 2-month reduction of collections. FY 2020 collections ran 2-months longer, which will shorten FY 2021 collections by 2-months.

City of Bloomington

Annexation Revenue Projections - LIT Certified Shares

All Annexation Areas Combined

September 10, 2021

	Year 2			Year 3			Year 4		
	Allocation Amount (IC 6-3.5-6-1.1)		Certified Shares (IC 6- 3.5-6-18(e)(1))	Allocation Amount (IC 6-3.5-6-1.1)		Certified Shares (IC 6- 3.5-6-18(e)(1))	Allocation Amount (IC 6-3.5-6-1.1)		Certified Shares (IC 6- 3.5-6-18(e)(1))
Monroe County	63,299,560	36.76%	14,128,484	64,964,885	36.38%	14,401,615	67,220,635	36.30%	14,800,188
Bean Blossom Township	237,575	0.14%	53,027	243,807	0.14%	54,048	252,269	0.14%	55,543
Benton Township	657,793	0.38%	146,820	674,937	0.38%	149,622	698,336	0.38%	153,755
Bloomington Township	3,163,933	1.84%	706,191	3,321,931	1.86%	736,416	3,454,169	1.87%	760,516
Clear Creek Township	401,979	0.23%	89,722	412,502	0.23%	91,445	426,813	0.23%	93,973
Indian Creek Township	48,397	0.03%	10,802	49,630	0.03%	11,002	51,344	0.03%	11,305
Perry Township	1,217,386	0.71%	271,721	1,249,198	0.70%	276,926	1,292,525	0.70%	284,580
Polk Township	100,831	0.06%	22,506	103,470	0.06%	22,938	107,060	0.06%	23,572
Richland Township	1,577,277	0.92%	352,049	1,614,929	0.90%	358,002	1,670,135	0.90%	367,719
Salt Creek Township	389,987	0.23%	87,045	400,209	0.22%	88,719	414,096	0.22%	91,173
Van Buren Township	3,367,138	1.96%	751,546	3,531,594	1.98%	782,895	3,671,364	1.98%	808,336
Washington Township	250,166	0.15%	55,837	238,450	0.13%	52,860	242,594	0.13%	53,413
Bloomington Civil City	66,551,889	38.65%	14,854,405	69,965,511	39.18%	15,510,169	72,770,608	39.30%	16,022,144
Ellettsville Civil Town	3,503,159	2.03%	781,906	3,595,410	2.01%	797,042	3,720,272	2.01%	819,105
Stinesville Civil Town	21,144	0.01%	4,719	21,760	0.01%	4,824	22,529	0.01%	4,960
Richland-Bean Blossom Comm School Corp	-	0.00%	-	-	0.00%	-	-	0.00%	-
Monroe County Community School Corp	-	0.00%	-	-	0.00%	-	-	0.00%	-
Monroe County Public Library	11,998,223	6.97%	2,678,007	12,312,218	6.89%	2,729,410	12,739,355	6.88%	2,804,866
Bloomington Transportation	2,821,455	1.64%	629,750	2,966,473	1.66%	657,617	3,085,472	1.67%	679,339
Monroe Fire Protection District	12,582,466	7.31%	2,808,411	12,903,047	7.23%	2,860,387	13,348,714	7.21%	2,939,030
Monroe County Solid Waste Mgmt Dist	-	0.00%	-	-	0.00%	-	-	0.00%	-
Total	172,190,358	100%	38,432,948	178,569,960	100%	39,585,936	185,188,292	100%	40,773,514

Note: Projected LIT Certified Shares distributions assume a county-wide increase of 3% per year. Levies are projected to grow by a factor of 1.039, 3.9%, per year (average State Factor 2018 - 2022).

Note: 2022 LIT allocations are low (for most units across the State) due to the 2-month reduction of collections. FY 2020 collections ran 2-months longer, which will shorten FY 2021 collections by 2-months.

City of Bloomington

Annexation Revenue Projections - LIT Public Safety

All Annexation Areas Combined

September 10, 2021

	2021			2022 Projection			Year 1		
	Allocation Amount		Public Safety Distribution	Allocation Amount		Public Safety Distribution	Allocation Amount		Public Safety Distribution
Monroe County	33,275,241	45.88%	3,204,526	34,592,897	45.91%	3,059,426	37,035,615	45.91%	3,495,134
Bloomington Civil City	37,172,582	51.25%	3,579,854	38,601,372	51.23%	3,413,939	41,322,821	51.22%	3,899,727
Ellettsville Civil Town	2,067,223	2.85%	199,081	2,150,160	2.85%	190,162	2,302,097	2.85%	217,254
Stinesville Civil Town	12,533	0.02%	1,207	11,725	0.02%	1,037	12,423	0.02%	1,172
Total	72,527,579	100%	6,984,668	75,356,155	100%	6,664,564	80,672,956	100%	7,613,288

	Year 2			Year 3			Year 4		
	Allocation Amount		Public Safety Distribution	Allocation Amount		Public Safety Distribution	Allocation Amount		Public Safety Distribution
Monroe County	38,796,394	40.74%	3,195,089	39,873,099	40.33%	3,257,573	41,428,150	40.33%	3,355,301
Bloomington Civil City	53,996,787	56.71%	4,446,922	56,497,767	57.15%	4,615,784	58,701,180	57.15%	4,754,258
Ellettsville Civil Town	2,411,555	2.53%	198,604	2,478,483	2.51%	202,488	2,575,144	2.51%	208,563
Stinesville Civil Town	13,002	0.01%	1,071	13,362	0.01%	1,092	13,883	0.01%	1,124
Total	95,217,738	100%	7,841,687	98,862,711	100%	8,076,938	102,718,357	100%	8,319,246

City of Bloomington

Circuit Breaker Comparison for School Corporations for Pay 2020

September 10, 2021

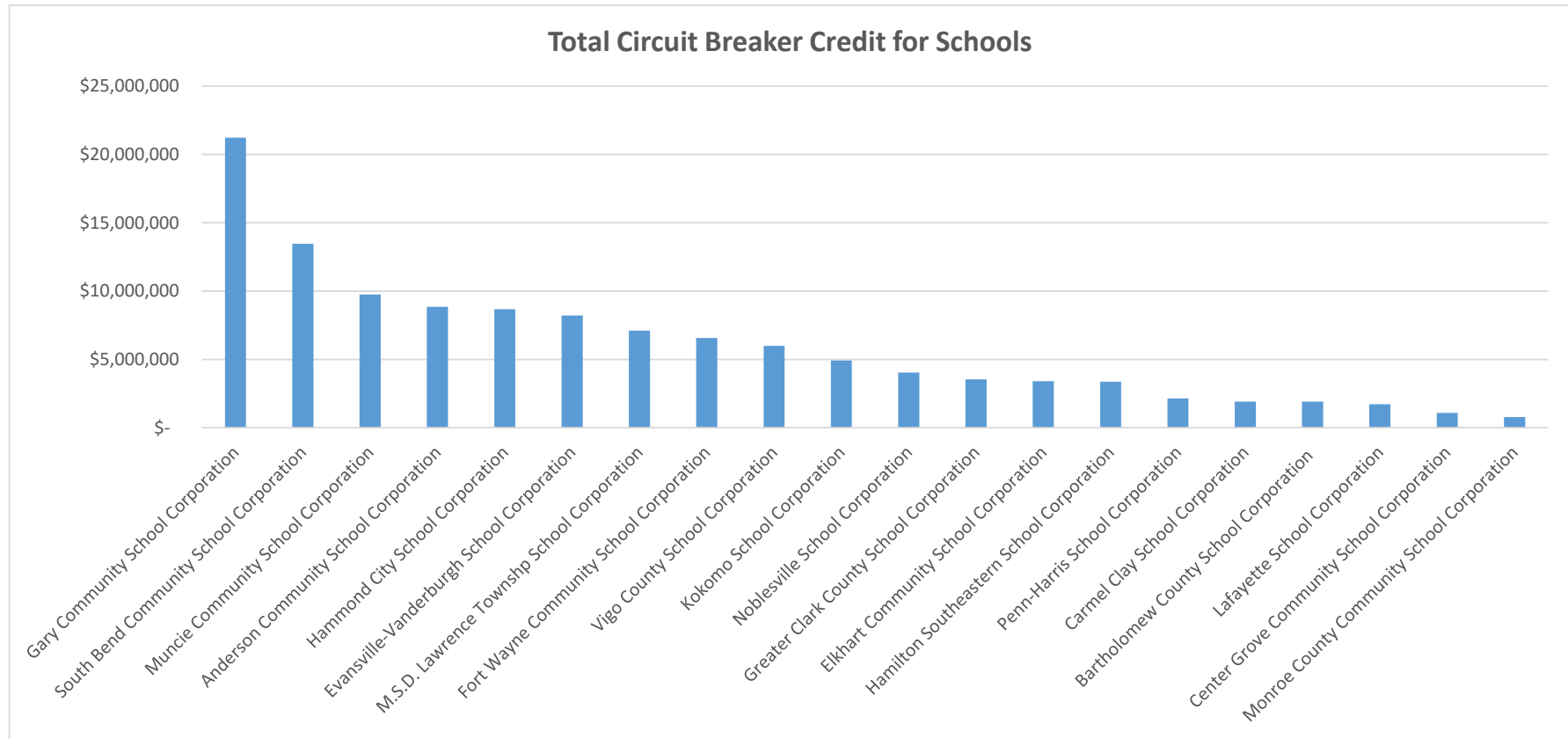
	<u>Pay 2020 Circuit</u>	
	<u>Breaker</u>	
Gary Community School Corporation	\$ 21,231,661	
South Bend Community School Corporation	\$ 13,455,161	
Muncie Community School Corporation	\$ 9,740,020	
Anderson Community School Corporation	\$ 8,845,000	
Hammond City School Corporation	\$ 8,677,284	
Evansville-Vanderburgh School Corporation	\$ 8,215,866	
M.S.D. Lawrence Township School Corporation	\$ 7,093,912	
Fort Wayne Community School Corporation	\$ 6,561,396	
Vigo County School Corporation	\$ 5,986,997	
Kokomo School Corporation	\$ 4,924,172	
Noblesville School Corporation	\$ 4,043,211	
Greater Clark County School Corporation	\$ 3,533,745	
Elkhart Community School Corporation	\$ 3,408,502	
Hamilton Southeastern School Corporation	\$ 3,368,228	
Penn-Harris School Corporation	\$ 2,133,291	
Carmel Clay School Corporation	\$ 1,918,402	
Bartholomew County School Corporation	\$ 1,914,676	
Lafayette School Corporation	\$ 1,722,056	
Center Grove Community School Corporation	\$ 1,081,865	
Monroe County Community School Corporation	\$ 783,665	<<<Post-Annexation Projection

Note: 2021 Circuit Breaker reports not available for all school corporations.

City of Bloomington

Circuit Breaker Comparison for School Corporations for Pay 2020

September 10, 2021



City of Bloomington

Area #1A South-West Bloomington Annexation Area

Circuit Breaker Impact to All Units

September 10, 2021

	County			Township			School		
	004	011	015	004	011	015	004	011	015
	Bloomington Township	Richland Township	Van Buren Township	Bloomington Township	Richland Township	Van Buren Township	Bloomington Township	Richland Township	Van Buren Township
Unit Rate	0.3986	0.3986	0.3986	0.0188	0.0291	0.0575	0.6142	1.0854	0.6142
Divided by: New Taxing District Rate	2.2811	2.4986	2.3198	2.2811	2.4986	2.3198	2.2811	2.4986	2.3198
Equals: % of Taxing District Rate	17%	16%	17%	1%	1%	2%	27%	43%	26%
Times: Total Circuit Breaker Increase	16,006	51,927	318,618	16,006	51,927	318,618	16,006	51,927	318,618
Equals: Increased Share of Circuit Breaker	2,797	8,284	54,747	132	605	7,898	4,310	22,557	84,359

	Library			City			Transit		
	004	011	015	004	011	015	004	011	015
	Bloomington Township	Richland Township	Van Buren Township	Bloomington Township	Richland Township	Van Buren Township	Bloomington Township	Richland Township	Van Buren Township
Unit Rate	0.0920	0.0920	0.0920	0.7049	0.8299	0.7049	0.0384	0.0384	0.0384
Divided by: New Taxing District Rate	2.2811	2.4986	2.3198	2.2811	2.4986	2.3198	2.2811	2.4986	2.3198
Equals: % of Taxing District Rate	4%	4%	4%	31%	33%	30%	2%	2%	2%
Times: Total Circuit Breaker Increase	16,006	51,927	318,618	16,006	51,927	318,618	16,006	51,927	318,618
Equals: Increased Share of Circuit Breaker	646	1,912	12,636	4,946	17,247	96,811	269	798	5,274

	Solid Waste Management			Monroe Fire Protection District		
	004	011	015	004	011	015
	Bloomington Township	Richland Township	Van Buren Township	Bloomington Township	Richland Township	Van Buren Township
Unit Rate	0.0277	0.0277	0.0277	0.3890	0.0000	0.3890
Divided by: New Taxing District Rate	2.2811	2.4986	2.3198	2.2811	2.4986	2.3198
Equals: % of Taxing District Rate	1%	1%	1%	17%	0%	17%
Times: Total Circuit Breaker Increase	16,006	51,927	318,618	16,006	51,927	318,618
Equals: Increased Share of Circuit Breaker	194	576	3,805	2,730	-	53,428

City of Bloomington

Area #1B South-West Bloomington Annexation Area

Circuit Breaker Impact to All Units

September 10, 2021

	County		Township		School	
	008 Perry Township	015 Van Buren Township	008 Perry Township	015 Van Buren Township	008 Perry Township	015 Van Buren Township
Unit Rate	0.3986	0.3986	0.0222	0.0575	0.6142	0.6142
Divided by: New Taxing District Rate	2.2845	2.3198	2.2845	2.3198	2.2845	2.3198
Equals: % of Taxing District Rate	17%	17%	1%	2%	27%	26%
Times: Total Circuit Breaker Increase	348,284	77,408	348,284	77,408	348,284	77,408
Equals: Increased Share of Circuit Breaker	60,769	13,301	3,385	1,919	93,638	20,495

	Library		City		Transit	
	008 Perry Township	015 Van Buren Township	008 Perry Township	015 Van Buren Township	008 Perry Township	015 Van Buren Township
Unit Rate	0.0920	0.0920	0.7049	0.7049	0.0384	0.0384
Divided by: New Taxing District Rate	2.2845	2.3198	2.2845	2.3198	2.2845	2.3198
Equals: % of Taxing District Rate	4%	4%	31%	30%	2%	2%
Times: Total Circuit Breaker Increase	348,284	77,408	348,284	77,408	348,284	77,408
Equals: Increased Share of Circuit Breaker	14,026	3,070	107,459	23,520	5,854	1,281

	Solid Waste Management		Monroe Fire Protection District	
	008 Perry Township	015 Van Buren Township	008 Perry Township	015 Van Buren Township
Unit Rate	0.0277	0.0277	0.3890	0.3890
Divided by: New Taxing District Rate	2.2845	2.3198	2.2845	2.3198
Equals: % of Taxing District Rate	1%	1%	17%	17%
Times: Total Circuit Breaker Increase	348,284	77,408	348,284	77,408
Equals: Increased Share of Circuit Breaker	4,223	924	59,305	12,980

City of Bloomington

Area #1C South-West Bloomington Annexation Area

Circuit Breaker Impact to All Units

September 10, 2021

	County	Township	School	Library
	015	015	015	015
	Van Buren Township	Van Buren Township	Van Buren Township	Van Buren Township
Unit Rate	0.3986	0.0575	0.6142	0.0920
Divided by: New Taxing District Rate	2.3198	2.3198	2.3198	2.3198
Equals: % of Taxing District Rate	17%	2%	26%	4%
Times: Total Circuit Breaker Increase	4,026	4,026	4,026	4,026
Equals: Increased Share of Circuit Breaker	692	100	1,066	160
	City	Transit	Solid Waste Management	Monroe Fire Protection District
	015	015	015	015
	Van Buren Township	Van Buren Township	Van Buren Township	Van Buren Township
Unit Rate	0.704856923	0.0384	0.0277	0.3890
Divided by: New Taxing District Rate	2.3198	2.3198	2.3198	2.3198
Equals: % of Taxing District Rate	30%	2%	1%	17%
Times: Total Circuit Breaker Increase	4,026	4,026	4,026	4,026
Equals: Increased Share of Circuit Breaker	1,223	67	48	675

City of Bloomington

Area #2 South-East Bloomington Annexation Area

Circuit Breaker Impact to All Units

September 10, 2021

	County				Township			
	004	008	003	014	004	008	003	014
	Bloomington Township	Perry Township	Benton Township	Salt Creek Township	Bloomington Township	Perry Township	Benton Township	Salt Creek Township
Unit Rate	0.3986	0.3986	0.3986	0.3986	0.0188	0.0222	0.0399	0.0125
Divided by: New Taxing District Rate	2.2811	2.2870	2.3047	2.0108	2.2811	2.2870	2.3047	2.0108
Equals: % of Taxing District Rate	17%	17%	17%	20%	1%	1%	2%	1%
Times: Total Circuit Breaker Increase	1,012	881,461	-	2,014	1,012	881,461	-	2,014
Equals: Increased Share of Circuit Breaker	177	153,632	-	399	8	8,557	-	13

	School				Library			
	004	008	003	014	004	008	003	014
	Bloomington Township	Perry Township	Benton Township	Salt Creek Township	Bloomington Township	Perry Township	Benton Township	Salt Creek Township
Unit Rate	0.6142	0.6142	0.6142	0.6142	0.0920	0.0920	0.0920	0.0920
Divided by: New Taxing District Rate	2.2811	2.2870	2.3047	2.0108	2.2811	2.2870	2.3047	2.0108
Equals: % of Taxing District Rate	27%	27%	27%	31%	4%	4%	4%	5%
Times: Total Circuit Breaker Increase	1,012	881,461	-	2,014	1,012	881,461	-	2,014
Equals: Increased Share of Circuit Breaker	273	236,731	-	615	41	35,459	-	92

	City				Transit			
	004	008	003	014	004	008	003	014
	Bloomington Township	Perry Township	Benton Township	Salt Creek Township	Bloomington Township	Perry Township	Benton Township	Salt Creek Township
Unit Rate	0.7049	0.7049	0.7049	0.8299	0.0384	0.0384	0.0384	0.0384
Divided by: New Taxing District Rate	2.2811	2.2870	2.3047	2.0108	2.2811	2.2870	2.3047	2.0108
Equals: % of Taxing District Rate	31%	31%	31%	41%	2%	2%	2%	2%
Times: Total Circuit Breaker Increase	1,012	881,461	-	2,014	1,012	881,461	-	2,014
Equals: Increased Share of Circuit Breaker	313	271,673	-	831	17	14,801	-	38

	Solid Waste Management				Monroe Fire Protection District			
	004	008	003	014	004	008	003	014
	Bloomington Township	Perry Township	Benton Township	Salt Creek Township	Bloomington Township	Perry Township	Benton Township	Salt Creek Township
Unit Rate	0.0277	0.0277	0.0277	0.0277	0.3890	0.3890	0.3890	0.0000
Divided by: New Taxing District Rate	2.2811	2.2870	2.3047	2.0108	2.2811	2.2870	2.3047	2.0108
Equals: % of Taxing District Rate	1%	1%	1%	1%	17%	17%	17%	0%
Times: Total Circuit Breaker Increase	1,012	881,461	-	2,014	1,012	881,461	-	2,014
Equals: Increased Share of Circuit Breaker	12	10,676	-	28	173	149,932	-	-

City of Bloomington

Area #3 North Island Bloomington Annexation Area

Circuit Breaker Impact to All Units

September 10, 2021

	County	Township	School	Library
	004	004	004	004
	Bloomington Township	Bloomington Township	Bloomington Township	Bloomington Township
Unit Rate	0.3986	0.0188	0.6142	0.0920
Divided by: New Taxing District Rate	2.2811	2.2811	2.2811	2.2811
Equals: % of Taxing District Rate	17%	1%	27%	4%
Times: Total Circuit Breaker Increase	17,400	17,400	17,400	17,400
Equals: Increased Share of Circuit Breaker	3,040	143	4,685	702

	City	Transit	Solid Waste Management	Monroe Fire Protection District
	004	004	004	004
	Bloomington Township	Bloomington Township	Bloomington Township	Bloomington Township
Unit Rate	0.704856923	0.0384	0.0277	0.3890
Divided by: New Taxing District Rate	2.2811	2.2811	2.2811	2.2811
Equals: % of Taxing District Rate	31%	2%	1%	17%
Times: Total Circuit Breaker Increase	17,400	17,400	17,400	17,400
Equals: Increased Share of Circuit Breaker	5,377	293	211	2,967

City of Bloomington

Area #4 Central Island Bloomington Annexation Area

Circuit Breaker Impact to All Units

September 10, 2021

	County	Township	School	Library
	008	008	008	008
	Perry	Perry	Perry	Perry
	Township	Township	Township	Township
Unit Rate	0.3986	0.0222	0.6142	0.0920
Divided by: New Taxing District Rate	2.2870	2.2870	2.2870	2.2870
Equals: % of Taxing District Rate	17%	1%	27%	4%
Times: Total Circuit Breaker Increase	12,624	12,624	12,624	12,624
Equals: Increased Share of Circuit Breaker	2,200	123	3,390	508

	City	Transit	Solid Waste Management	Monroe Fire Protection District
	008	008	008	008
	Perry	Perry	Perry	Perry
	Township	Township	Township	Township
Unit Rate	0.7049	0.0384	0.0277	0.3890
Divided by: New Taxing District Rate	2.2870	2.2870	2.2870	2.2870
Equals: % of Taxing District Rate	31%	2%	1%	17%
Times: Total Circuit Breaker Increase	12,624	12,624	12,624	12,624
Equals: Increased Share of Circuit Breaker	3,891	212	153	2,147

City of Bloomington

Area #5 South Island Bloomington Annexation Area

Circuit Breaker Impact to All Units

September 10, 2021

	County	Township	School	Library
	008	008	008	008
	Perry	Perry	Perry	Perry
	Township	Township	Township	Township
Unit Rate	0.3986	0.0222	0.6142	0.0920
Divided by: New Taxing District Rate	2.2870	2.2870	2.2870	2.2870
Equals: % of Taxing District Rate	17%	1%	27%	4%
Times: Total Circuit Breaker Increase	117,662	117,662	117,662	117,662
Equals: Increased Share of Circuit Breaker	20,508	1,142	31,600	4,733

	City	Transit	Solid Waste Management	Monroe Fire Protection District
	008	008	008	008
	Perry	Perry	Perry	Perry
	Township	Township	Township	Township
Unit Rate	0.7049	0.0384	0.0277	0.3890
Divided by: New Taxing District Rate	2.2870	2.2870	2.2870	2.2870
Equals: % of Taxing District Rate	31%	2%	1%	17%
Times: Total Circuit Breaker Increase	117,662	117,662	117,662	117,662
Equals: Increased Share of Circuit Breaker	36,264	1,976	1,425	20,014

City of Bloomington

Bloomington Township Annexation Area Impact

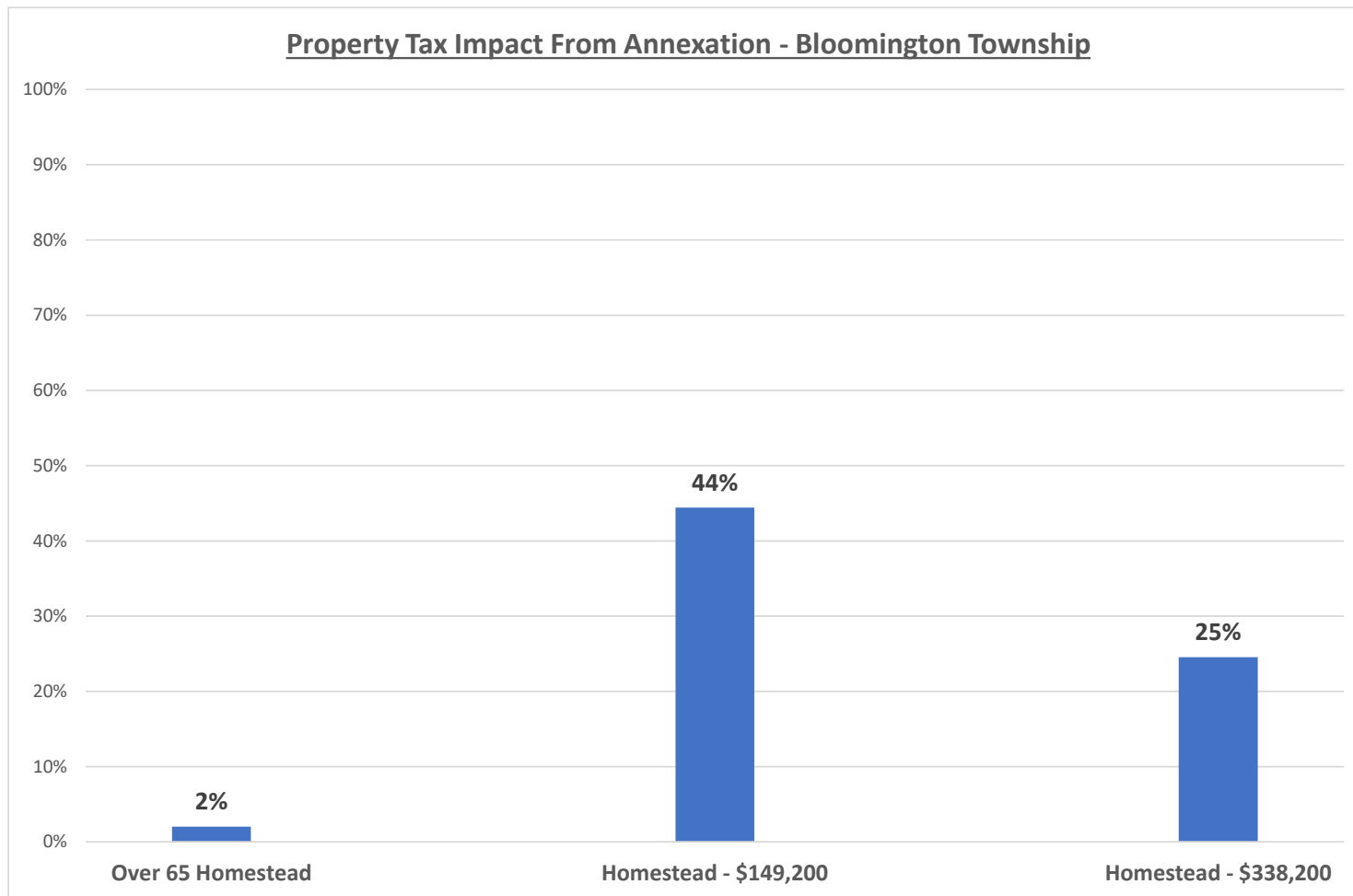
September 10, 2021

Below are homestead impacts

	<u>Over 65 Homestead</u>	<u>Homestead - \$149,200</u>	<u>Homestead - \$338,200</u>
Gross Value of Home	\$ 124,100	\$ 149,200	\$ 338,200
Pre-Annexation Property Tax Bill	\$ 361.10	\$ 2,298.12	\$ 2,786.84
Post-Annexation Property Tax Bill	\$ 368.32	\$ 3,811.79	\$ 3,990.16
Net Annexation Impact (Includes benefits)	\$ 7.22	\$ 1,021.15	\$ 684.24
% Increase in Property Tax Bill from Annexation	2%	44%	25%
Tax Bill increase as a % of Median Household Income	0.01%	2.05%	1.37%

Note: the homestead portion of taxbills for residents 65 and over are limited to a 2% increase year-over-year
Any increase in the tax bill over 2% is due to non homestead property

Note 2: according to the U.S. Census Bureau and datausa.io, Monroe County median household income is \$49,839
and the median home value is \$167,900



City of Bloomington

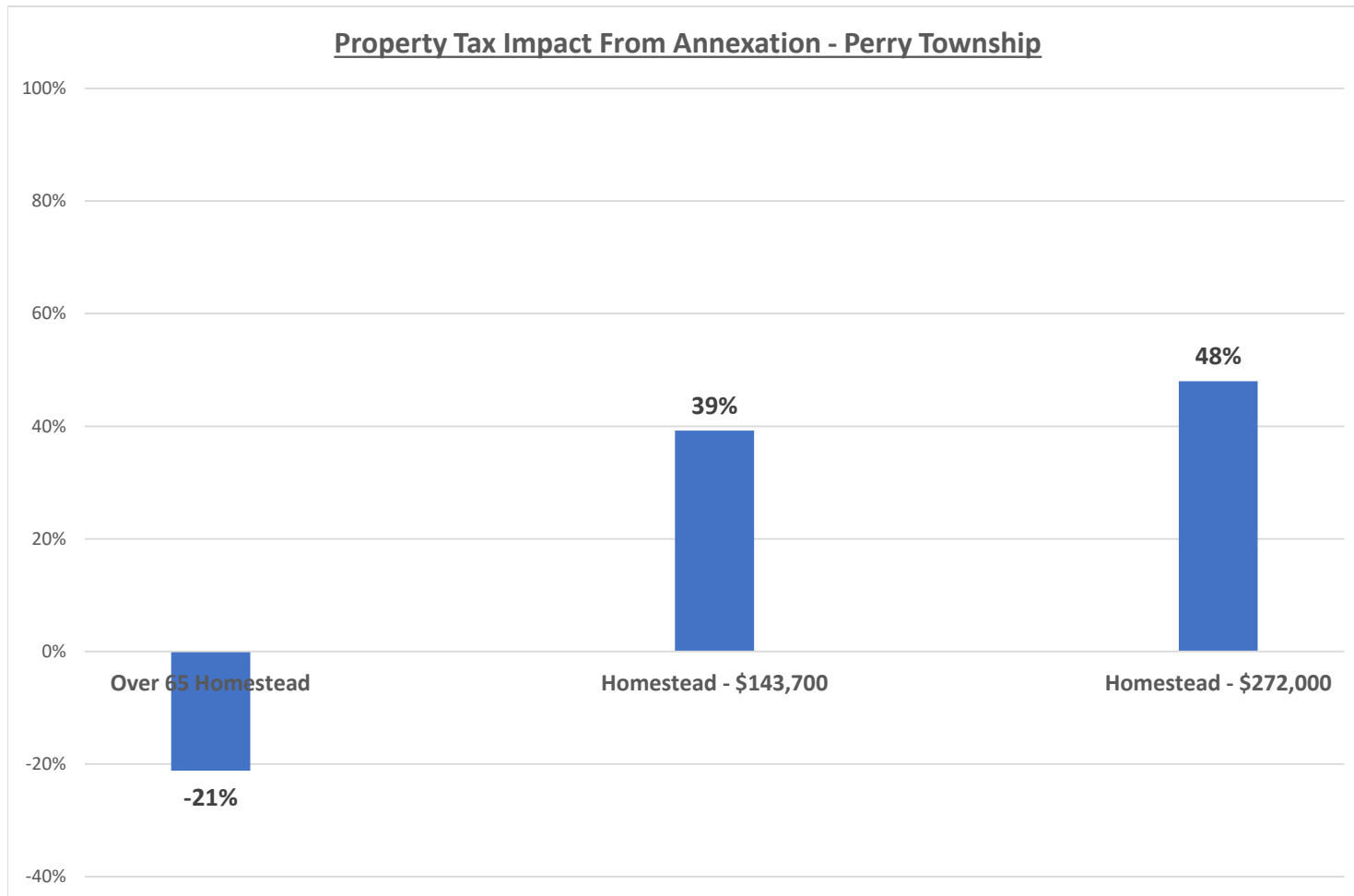
Perry Township Annexation Area Impact

Below are homestead impacts

	Over 65 Homestead	Homestead - \$143,700	Homestead - \$272,000
Gross Value of Home	\$ 129,900	\$ 143,700	\$ 272,000
Pre-Annexation Property Tax Bill	\$ 395.32	\$ 961.00	\$ 2,711.16
Post-Annexation Property Tax Bill	\$ 403.23	\$ 1,592.84	\$ 4,493.67
Net Annexation Impact (Includes benefits)	\$ (83.65)	\$ 377.05	\$ 1,301.05
% Increase in Property Tax Bill from Annexation	-21%	39%	48%
Tax Bill increase as a % of Median Household Income	-0.17%	0.76%	2.61%

Note: the homestead portion of taxbills for residents 65 and over are limited to a 2% increase year-over-year
Any increase in the tax bill over 2% is due to non homestead property

Note 2: according to the U.S. Census Bureau and datausa.io, Monroe County median household income is \$49,839
and the median home value is \$167,900



City of Bloomington

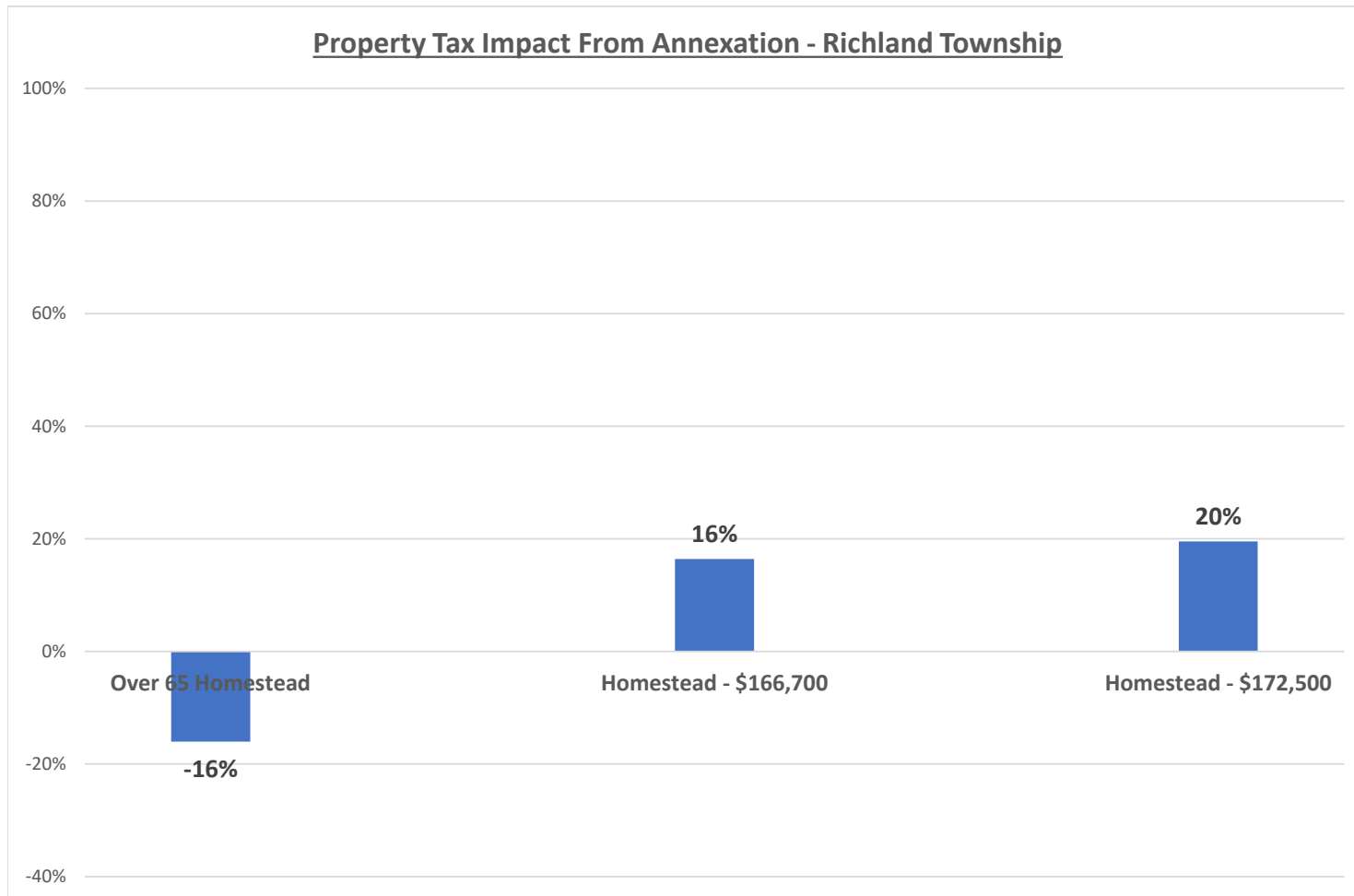
Richland Township Annexation Area Impact

Below are homestead impacts

	Over 65 Homestead	Homestead - \$166,700	Homestead - \$172,500
Gross Value of Home	\$ 127,900	\$ 166,700	\$ 172,500
Pre-Annexation Property Tax Bill	\$ 507.74	\$ 1,353.38	\$ 1,366.56
Post-Annexation Property Tax Bill	\$ 517.89	\$ 1,867.05	\$ 1,932.00
Net Annexation Impact (Includes benefits)	\$ (81.41)	\$ 222.06	\$ 266.88
% Increase in Property Tax Bill from Annexation	-16%	16%	20%
Tax Bill increase as a % of Median Household Income	-0.16%	0.45%	0.54%

Note: the homestead portion of taxbills for residents 65 and over are limited to a 2% increase year-over-year
Any increase in the tax bill over 2% is due to non homestead property

Note 2: according to the U.S. Census Bureau and datausa.io, Monroe County median household income is \$49,839
and the median home value is \$167,900



City of Bloomington

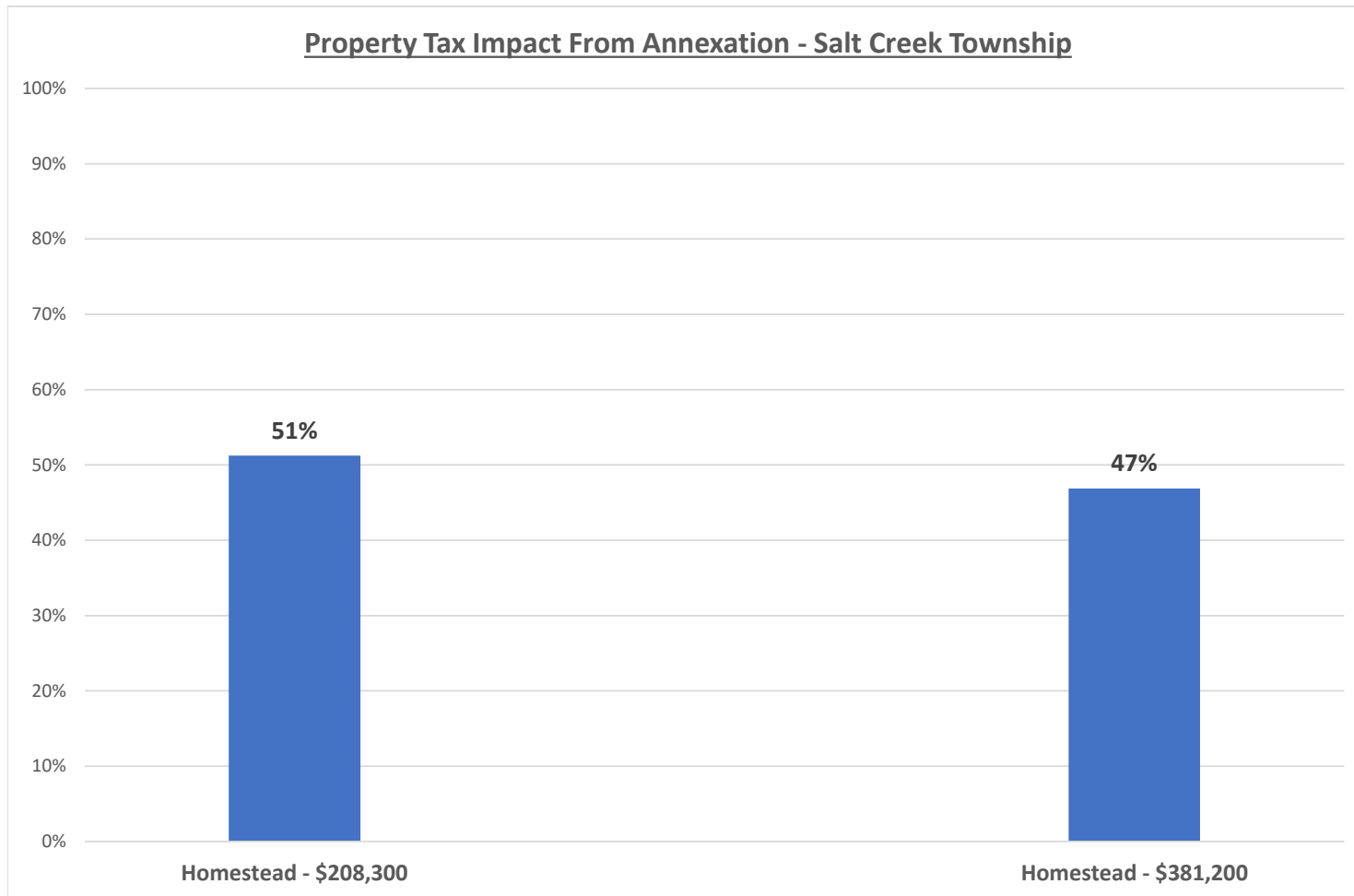
Salt Creek Township Annexation Area Impact

Below are homestead impacts

There are no >= 65 homesteads in the Salt Creek annexation	Over 65 Homestead	Homestead - \$208,300	Homestead - \$381,200
Gross Value of Home	\$ -	\$ 208,300	\$ 381,200
Pre-Annexation Property Tax Bill	\$ -	\$ 1,334.48	\$ 2,689.44
Post-Annexation Property Tax Bill	\$ -	\$ 2,354.80	\$ 4,518.29
Net Annexation Impact (Includes benefits)	\$ -	\$ 683.90	\$ 1,260.63
% Increase in Property Tax Bill from Annexation	0%	51%	47%
Tax Bill increase as a % of Median Household Income	0.00%	1.37%	2.53%

Note: the homestead portion of taxbills for residents 65 and over are limited to a 2% increase year-over-year
Any increase in the tax bill over 2% is due to non homestead property

Note 2: according to the U.S. Census Bureau and datausa.io, Monroe County median household income is \$49,839
and the median home value is \$167,900



City of Bloomington

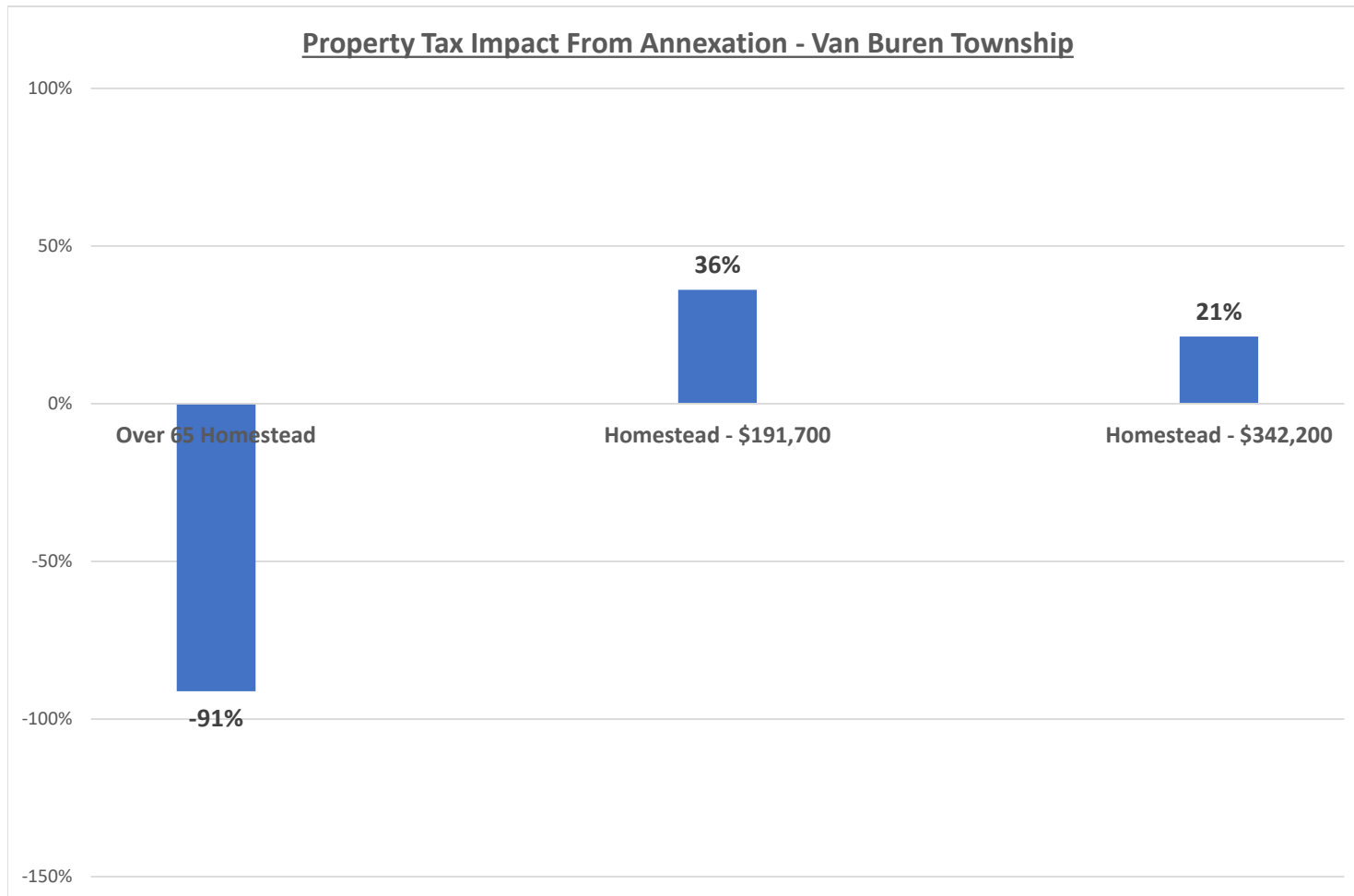
Van Buren Township Annexation Area Impact

Below are homestead impacts

There are no >= 65 homesteads in the Salt Creek annexation	Over 65 Homestead	Homestead - \$191,700	Homestead - \$342,200
Gross Value of Home	\$ 114,000	\$ 191,700	\$ 342,200
Pre-Annexation Property Tax Bill	\$ 154.00	\$ 1,406.50	\$ 2,896.30
Post-Annexation Property Tax Bill	\$ 157.08	\$ 2,246.66	\$ 4,037.77
Net Annexation Impact (Includes benefits)	\$ (140.44)	\$ 507.88	\$ 617.28
% Increase in Property Tax Bill from Annexation	-91%	36%	21%
Tax Bill increase as a % of Median Household Income	-0.28%	1.02%	1.24%

Note: the homestead portion of taxbills for residents 65 and over are limited to a 2% increase year-over-year
Any increase in the tax bill over 2% is due to non homestead property

Note 2: according to the U.S. Census Bureau and datausa.io, Monroe County median household income is \$49,839
and the median home value is \$167,900



City of Bloomington - Annexation

Residential Properties ONLY - Annual Property Tax Increase
Mean & Median
September 10, 2021

The following analyses are based on the portion of property tax increase projections attributable solely to the annexation.
Actual results may vary and may be material.

Annual Property Tax Increase Projections

Area	All Residential Properties (1) - Attributable to Annexation		All Residential Properties (1) - Total Impact Due to Annexation & Aggregate AV Growth of 9%		% of Mean Attributable to Annexation	Only Over 65 Circuit Breaker Properties (2)	
	Mean	Median	Mean	Median		Mean	Median
Area #1A - South-West Annexation Area	\$ 536	\$ 550	\$ 775	\$ 767	69%	\$ 11	\$ 9
Area #1B - South-West Annexation Area	\$ 546	\$ 586	\$ 779	\$ 814	70%	\$ 9	\$ 7
Area #1C - South-West Annexation Area	\$ 315	\$ 329	\$ 435	\$ 452	72%	\$ 3	\$ 2
Area #2 - South-East Annexation Area	\$ 740	\$ 707	\$ 1,152	\$ 1,058	64%	\$ 9	\$ 8
Area #3 - North Island Annexation Area	\$ 363	\$ 367	\$ 501	\$ 503	72%	\$ 3	\$ 3
Area #4 Central Island Annexation Area	\$ 513	\$ 420	\$ 709	\$ 575	72%	\$ 7	\$ 3
Area #5 - South Island Annexation Area	\$ 580	\$ 594	\$ 824	\$ 826	70%	\$ 9	\$ 9
All Annexation Areas Combined	\$ 513	\$ 550	\$ 739	\$ 767	69%	\$ 7	\$ 7

Note (1): Based on all parcels with a homestead deduction

Note (2): Based on all parcels with an over 65 deduction and/or over 65 credit

Annual Property Tax Increase Projections - Net of Offsets (3)

Area	All Residential Properties (1) - Attributable to Annexation		All Residential Properties (1) - Total Impact Due to Annexation & Aggregate AV Growth of 9%		% of Mean Attributable to Annexation	Over 65 Circuit Breaker Properties (4)	
	Mean	Median	Mean	Median		Mean	Median
Area #1A - South-West Annexation Area	\$ 460	\$ 471	\$ 698	\$ 688	66%	\$ (74)	\$ (77)
Area #1B - South-West Annexation Area	\$ 466	\$ 501	\$ 699	\$ 730	67%	\$ (73)	\$ (79)
Area #1C - South-West Annexation Area	\$ 230	\$ 245	\$ 350	\$ 372	66%	\$ (89)	\$ (89)
Area #2 - South-East Annexation Area	\$ 676	\$ 644	\$ 1,088	\$ 990	62%	\$ (56)	\$ (77)
Area #3 - North Island Annexation Area	\$ 286	\$ 276	\$ 424	\$ 411	67%	\$ (83)	\$ (82)
Area #4 Central Island Annexation Area	\$ 423	\$ 332	\$ 619	\$ 487	68%	\$ (84)	\$ (89)
Area #5 - South Island Annexation Area	\$ 495	\$ 505	\$ 740	\$ 742	67%	\$ (83)	\$ (83)
All Annexation Areas Combined	\$ 434	\$ 471	\$ 660	\$ 688	66%	\$ (77)	\$ (82)

Note (1): Based on all parcels with a homestead deduction

Note (2): Based on all parcels with an over 65 deduction and/or over 65 credit

Note (3): Includes the savings on Sewer bills & hydrant rental due to removal of surcharge (surcharge varies by meter size)

Note (4): Over 65 tax bills are capped at 2% increase over prior year

City of Bloomington - Annexation

All Properties - Annual Property Tax Increase
Mean & Median
September 10, 2021

The following analyses are based on the portion of property tax increase projections attributable solely to the annexation.
Actual results may vary and may be material.

Annual Property Tax Increase Projections

Area	All Residential Properties (1) - Attributable to Annexation		All Residential Properties (1) - Total Impact Due to Annexation & Aggregate AV Growth of 9%		% of Mean Attributable to Annexation	Only Parcels with an Impact (2)	
	Mean	Median	Mean	Median		Mean	Median
Area #1A - South-West Annexation Area	\$ 1,266	\$ 542	\$ 1,802	\$ 757	70%	\$ 1,409	\$ 568
Area #1B - South-West Annexation Area	\$ 666	\$ 593	\$ 949	\$ 824	70%	\$ 694	\$ 599
Area #1C - South-West Annexation Area	\$ 330	\$ 347	\$ 462	\$ 477	71%	\$ 336	\$ 349
Area #2 - South-East Annexation Area	\$ 908	\$ 673	\$ 1,367	\$ 993	66%	\$ 958	\$ 694
Area #3 - North Island Annexation Area	\$ 529	\$ 381	\$ 750	\$ 522	71%	\$ 542	\$ 396
Area #4 Central Island Annexation Area	\$ 621	\$ 450	\$ 867	\$ 617	72%	\$ 621	\$ 450
Area #5 - South Island Annexation Area	\$ 2,892	\$ 560	\$ 4,173	\$ 786	69%	\$ 3,065	\$ 580
All Annexation Areas Combined	\$ 1,030	\$ 542	\$ 1,481	\$ 757	70%	\$ 1,089	\$ 568

Note (1): Based on all parcels within the given annexation areas

Note (2): Removes exempt parcels from analysis. Only shows impact due to annexation, not aggregate impact.

Annual Property Tax Increase Projections - Net of Offsets (2)

Area	All Residential Properties (1) - Attributable to Annexation		All Residential Properties (1) - Total Impact Due to Annexation & Aggregate AV Growth of 9%		% of Mean Attributable to Annexation	Only Parcels with an Impact (2)	
	Mean	Median	Mean	Median		Mean	Median
Area #1A - South-West Annexation Area	\$ 1,201	\$ 459	\$ 1,931	\$ 719	62%	\$ 1,339	\$ 490
Area #1B - South-West Annexation Area	\$ 594	\$ 507	\$ 913	\$ 756	65%	\$ 619	\$ 515
Area #1C - South-West Annexation Area	\$ 248	\$ 258	\$ 388	\$ 389	64%	\$ 254	\$ 258
Area #2 - South-East Annexation Area	\$ 855	\$ 617	\$ 1,376	\$ 970	62%	\$ 903	\$ 632
Area #3 - North Island Annexation Area	\$ 463	\$ 326	\$ 701	\$ 489	66%	\$ 475	\$ 338
Area #4 Central Island Annexation Area	\$ 545	\$ 376	\$ 791	\$ 549	69%	\$ 545	\$ 376
Area #5 - South Island Annexation Area	\$ 2,836	\$ 472	\$ 4,364	\$ 720	65%	\$ 3,006	\$ 495
All Annexation Areas Combined	\$ 963	\$ 459	\$ 1,495	\$ 719	64%	\$ 1,020	\$ 490

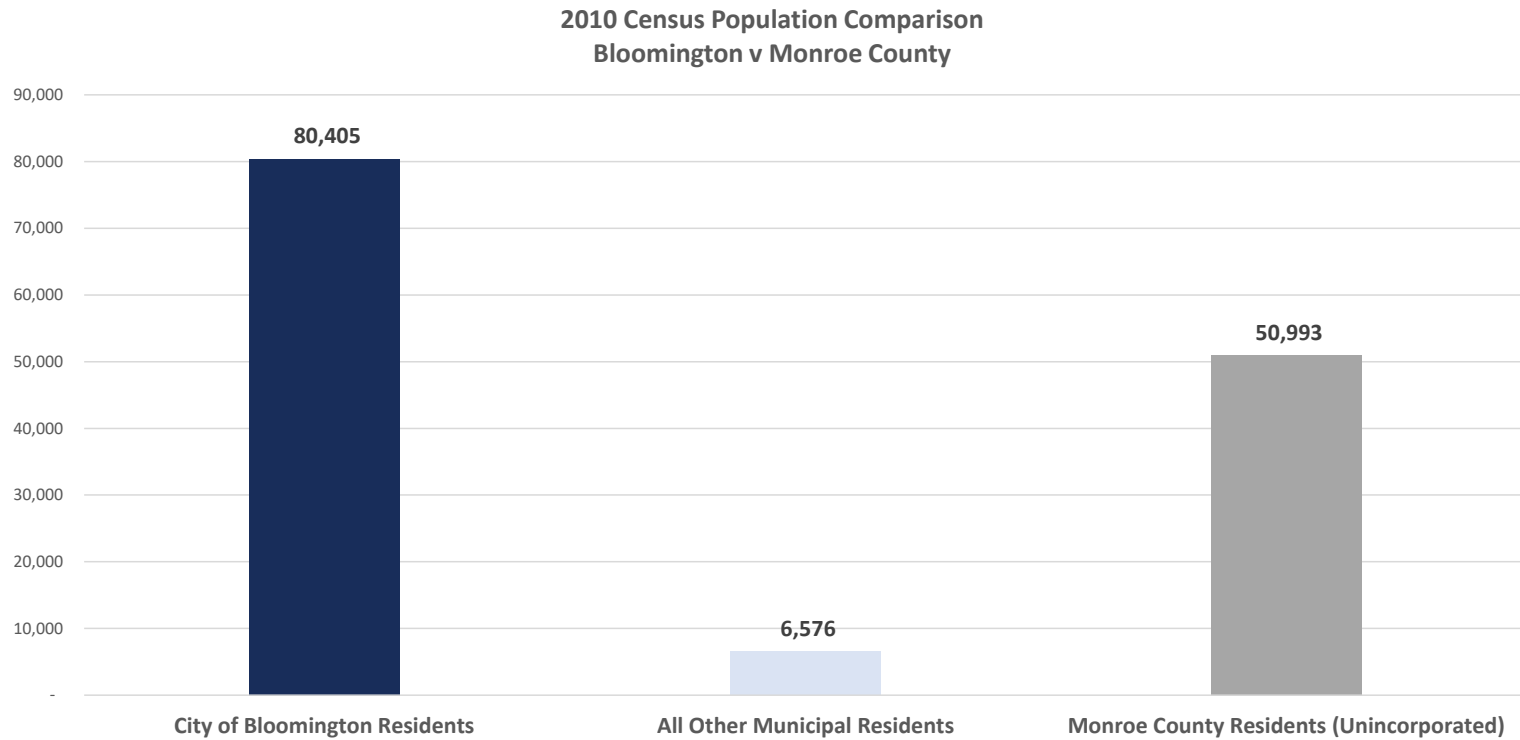
Note (1): Based on all parcels within the given annexation areas

Note (2): Includes the savings on Sewer bills & hydrant rental (surcharge varies by meter size). Only shows impact due to annexation, not aggregate impact.

City of Bloomington - Annexation

Bloomington & Monroe County Population Comparison

September 10, 2021



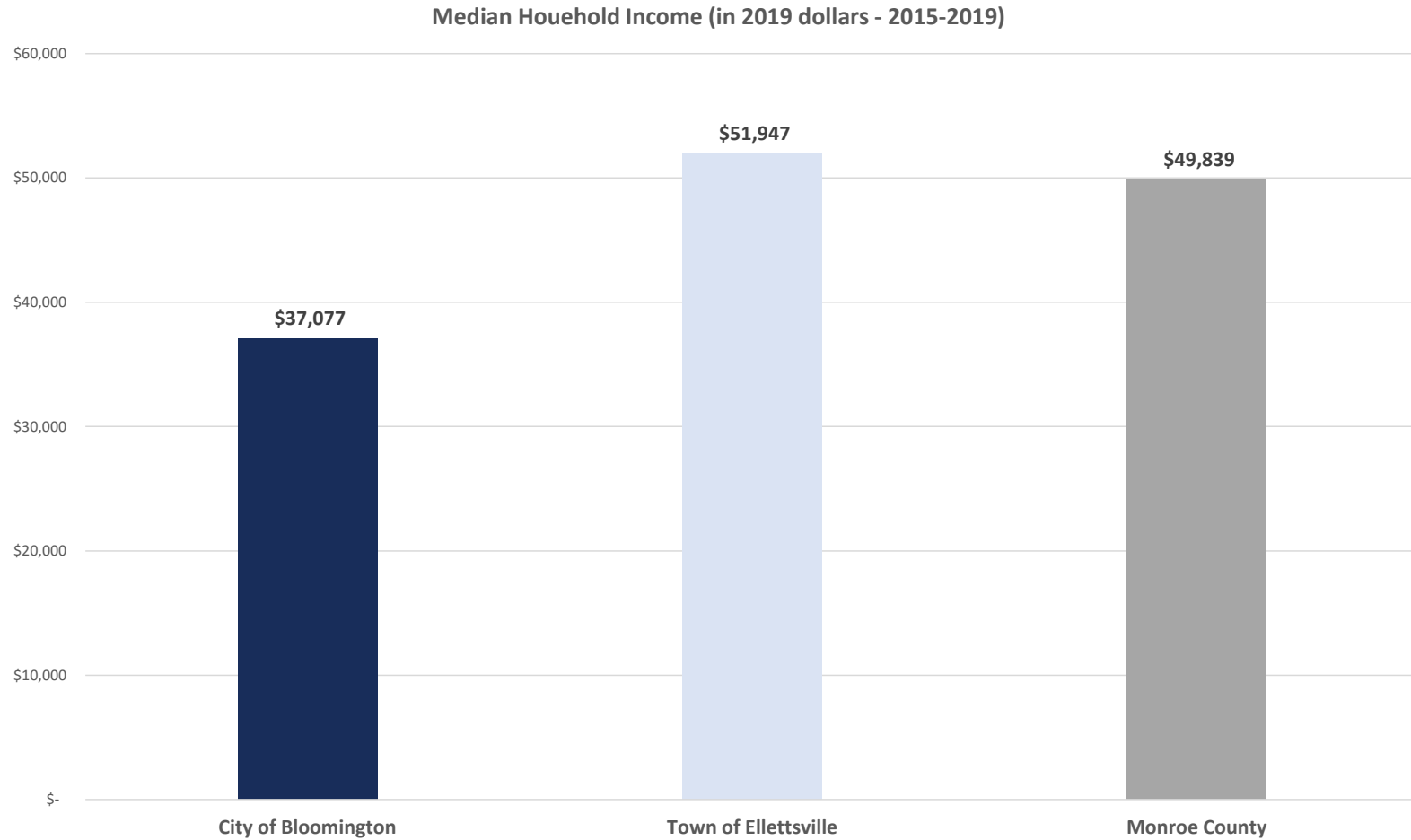
2010 Census	
City of Bloomington Residents	80,405
All Other Municipal Residents	6,576
Monroe County Residents (Unincorporated)	50,993

Source: U.S. Census Bureau (2010 Census)

City of Bloomington - Annexation

Median Household Income Comparison

September 10, 2021



	Median Household Income
City of Bloomington	\$ 37,077
Town of Ellettsville	\$ 51,947
Monroe County	\$ 49,839

Source: U.S. Census Bureau, Median Household Income (in 2019 dollars), 2015-2019

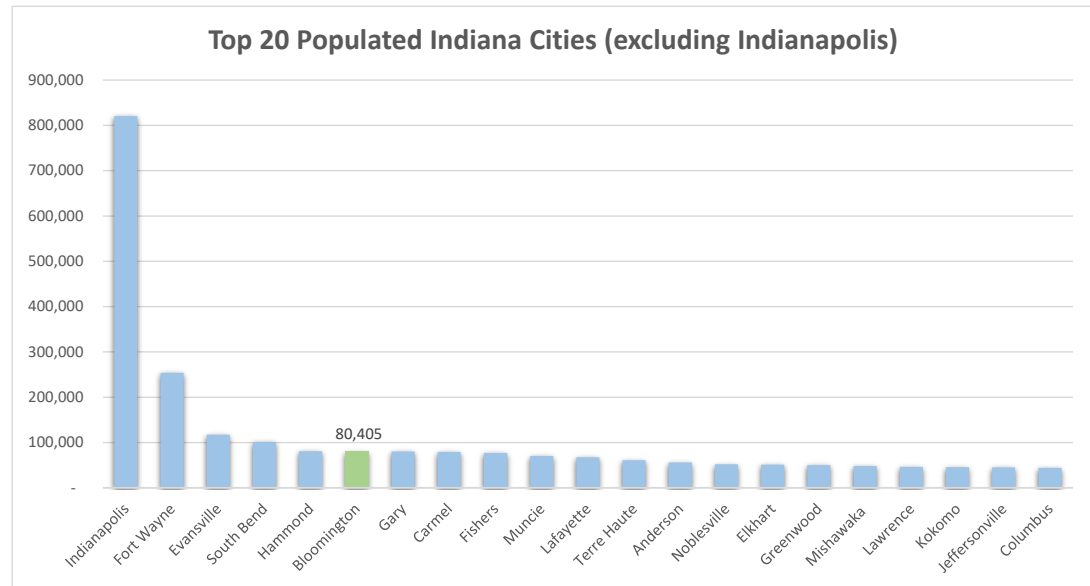
City of Bloomington

Tax Rate Comparisons - Highest Populated Indiana Cities

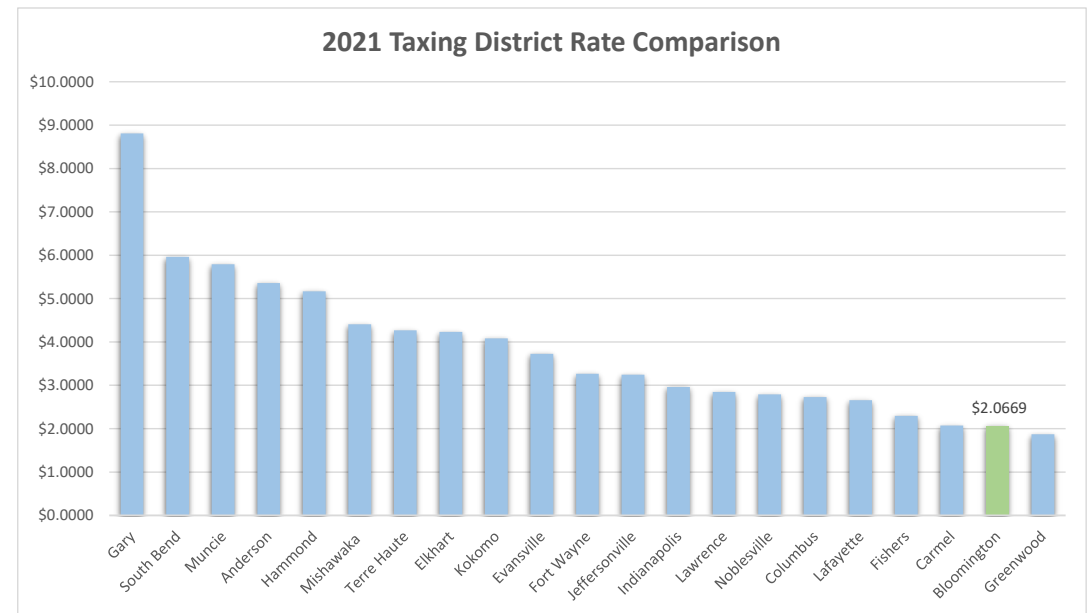
September 10, 2021

Highest Populated Indiana Cities			
Rank	City	County	2010 Population (1)
1	Indianapolis	Marion	820,445
2	Fort Wayne	Allen	253,691
3	Evansville	Vanderburgh	117,429
4	South Bend	St. Joseph	101,168
5	Hammond	Lake	80,830
6	Bloomington	Monroe	80,405
7	Gary	Lake	80,294
8	Carmel	Hamilton	79,191
9	Fishers	Hamilton	76,794
10	Muncie	Delaware	70,085
11	Lafayette	Tippecanoe	67,140
12	Terre Haute	Vigo	60,785
13	Anderson	Madison	56,129
14	Noblesville	Hamilton	51,969
15	Elkhart	Elkhart	50,949
16	Greenwood	Johnson	49,791
17	Mishawaka	St. Joseph	48,252
18	Lawrence	Marion	46,001
19	Kokomo	Howard	45,468
20	Jeffersonville	Clark	44,953
21	Columbus	Bartholomew	44,061

Note (1): Source: US Census Bureau, Census 2010



2021 Taxing District Rate Comparison			
Rank	City	County	2021 Taxing District Rate (2)
1	Gary	Lake	\$ 8.8110
2	South Bend	St. Joseph	\$ 5.9613
3	Muncie	Delaware	\$ 5.7895
4	Anderson	Madison	\$ 5.3563
5	Hammond	Lake	\$ 5.1647
6	Mishawaka	St. Joseph	\$ 4.4077
7	Terre Haute	Vigo	\$ 4.2703
8	Elkhart	Elkhart	\$ 4.2301
9	Kokomo	Howard	\$ 4.0822
10	Evansville	Vanderburgh	\$ 3.7245
11	Fort Wayne	Allen	\$ 3.2648
12	Jeffersonville	Clark	\$ 3.2466
13	Indianapolis	Marion	\$ 2.9616
14	Lawrence	Marion	\$ 2.8497
15	Noblesville	Hamilton	\$ 2.7898
16	Columbus	Bartholomew	\$ 2.7275
17	Lafayette	Tippecanoe	\$ 2.6577
18	Fishers	Hamilton	\$ 2.2930
19	Carmel	Hamilton	\$ 2.0727
20	Bloomington	Monroe	\$ 2.0669
21	Greenwood	Johnson	\$ 1.8698



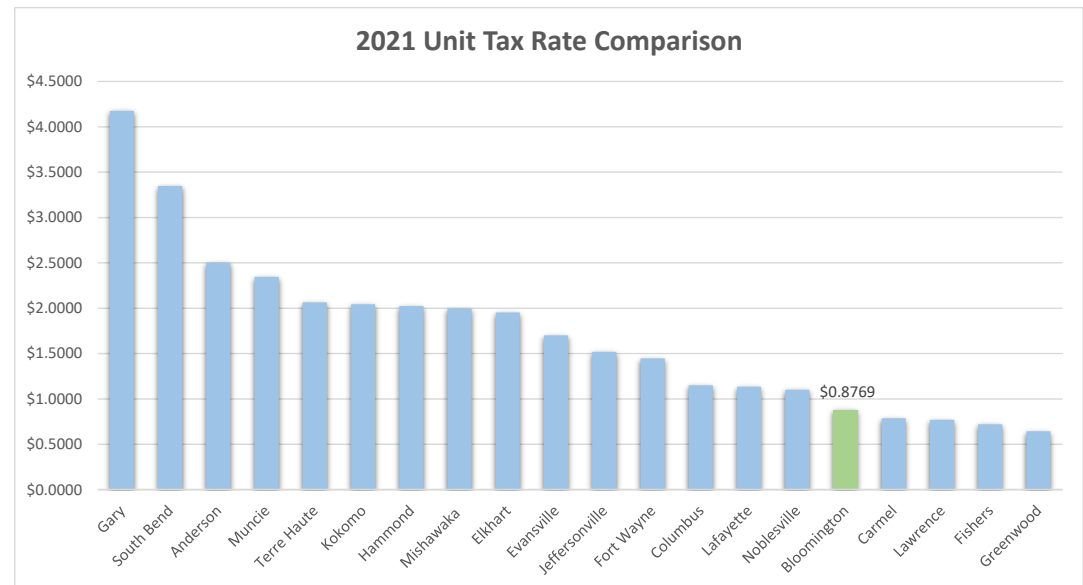
Note (2): Taxing district with the highest assessed value within each city was used. Source: 2021 Department of Local Government Budget Orders.

City of Bloomington

Tax Rate Comparisons - Highest Populated Indiana Cities

September 10, 2021

2021 Unit Tax Rate Comparison (excludes Indianapolis)			
Rank	City	County	2021 Unit Rate (3)
1	Gary	Lake	\$ 4.1742
2	South Bend	St. Joseph	\$ 3.3483
3	Anderson	Madison	\$ 2.5019
4	Muncie	Delaware	\$ 2.3453
5	Terre Haute	Vigo	\$ 2.0635
6	Kokomo	Howard	\$ 2.0433
7	Hammond	Lake	\$ 2.0231
8	Mishawaka	St. Joseph	\$ 1.9952
9	Elkhart	Elkhart	\$ 1.9518
10	Evansville	Vanderburgh	\$ 1.7005
11	Jeffersonville	Clark	\$ 1.5183
12	Fort Wayne	Allen	\$ 1.4469
13	Columbus	Bartholomew	\$ 1.1509
14	Lafayette	Tippecanoe	\$ 1.1355
15	Noblesville	Hamilton	\$ 1.1000
16	Bloomington	Monroe	\$ 0.8769
17	Carmel	Hamilton	\$ 0.7877
18	Lawrence	Marion	\$ 0.7705
19	Fishers	Hamilton	\$ 0.7215
20	Greenwood	Johnson	\$ 0.6438



Note (3): Source: 2021 Department of Local Government Budget Orders.

Note (4): Indianapolis is excluded in this comparison since it is consolidated with the County and does not have its own City unit rate.

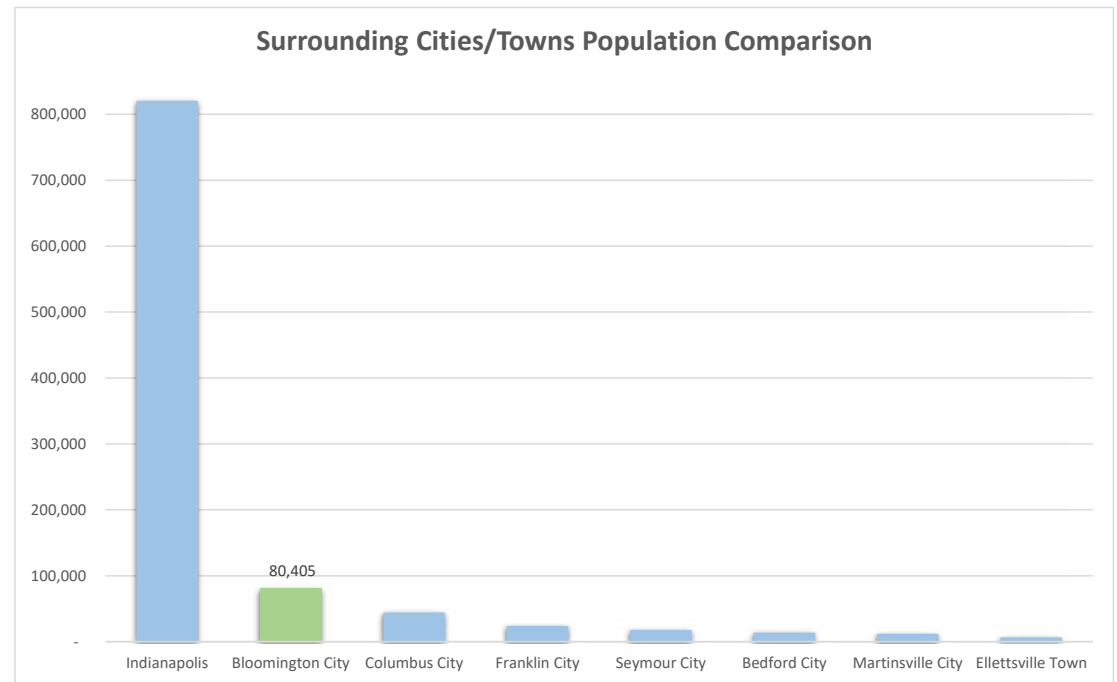
City of Bloomington

Tax Rate Comparisons - Surrounding Cities/Towns

September 10, 2021

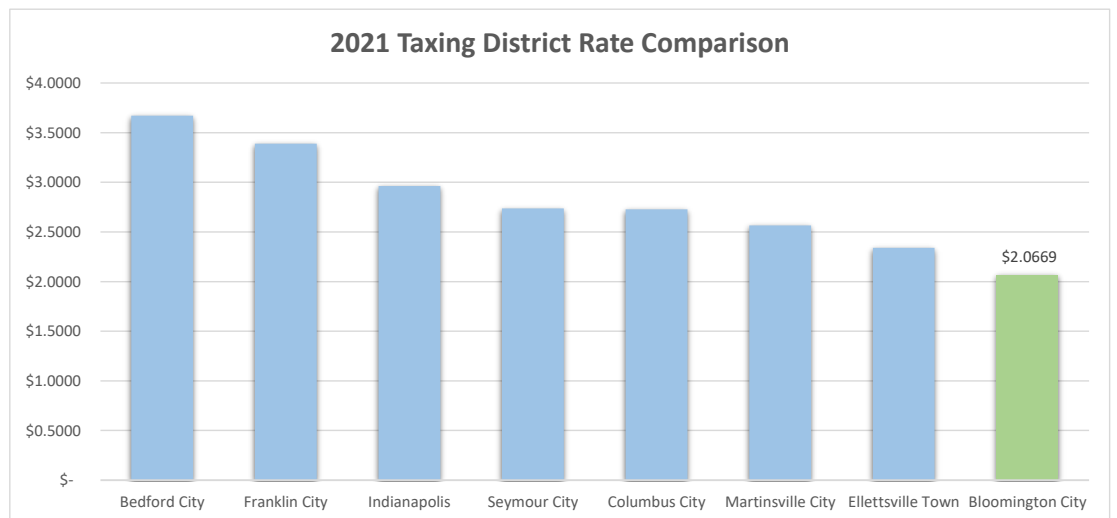
Surrounding Cities/Towns Population Comparison			
Rank	City/Town	County	2010 Population (1)
1	Indianapolis	Marion	820,445
2	Bloomington City	Monroe	80,405
3	Columbus City	Bartholomew	44,061
4	Franklin City	Johnson	23,712
5	Seymour City	Jackson	17,503
6	Bedford City	Lawrence	13,413
7	Martinsville City	Morgan	11,828
8	Ellettsville Town	Monroe	6,378

Note (1): Source: US Census Bureau, Census 2010



2021 Taxing District Rate Comparison			
Rank	City/Town	County	2021 Taxing District Rate (2)
1	Bedford City	Lawrence	\$ 3.6695
2	Franklin City	Johnson	\$ 3.3879
3	Indianapolis	Marion	\$ 2.9616
4	Seymour City	Jackson	\$ 2.7360
5	Columbus City	Bartholomew	\$ 2.7275
6	Martinsville City	Morgan	\$ 2.5662
7	Ellettsville Town	Monroe	\$ 2.3386
8	Bloomington City	Monroe	\$ 2.0669

Note (2): Taxing district with the highest assessed value within each city was used. Source: 2021 Gateway County Abstract Public Reports



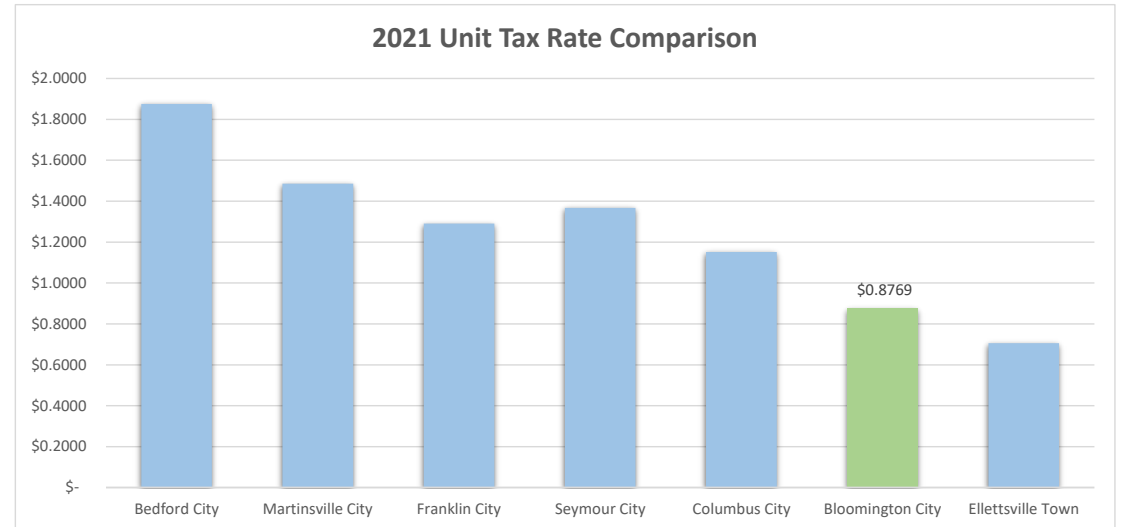
City of Bloomington

Tax Rate Comparisons - Surrounding Cities/Towns

September 10, 2021

2021 Unit Tax Rate Comparison			
Rank	City/Town	County	2021 Unit Rate (3)
1	Bedford City	Lawrence	\$ 1.8757
2	Martinsville City	Morgan	\$ 1.4856
3	Franklin City	Johnson	\$ 1.2905
4	Seymour City	Jackson	\$ 1.3673
5	Columbus City	Bartholomew	\$ 1.1509
6	Bloomington City	Monroe	\$ 0.8769
7	Ellettsville Town	Monroe	\$ 0.7058

Note (3): Source: 2021 Department of Local Government Budget Orders.



City of Bloomington

Tax Rate Comparisons - Bloomington Taxing Districts vs Unincorporated Areas

September 10, 2021

2021 Taxing District Rate Comparison: Bloomington vs UIC Areas			
Rank	Taxing District	County	2021 Taxing District Rate
1	Calumet Township	Lake	\$ 4.0737
2	Hobart Township	Lake	\$ 3.8353
3	Olive Township	St. Joseph	\$ 3.1181
4	Portage Township	St. Joseph	\$ 3.1035
5	Centre Township	St. Joseph	\$ 3.0886
6	Center Township	Delaware	\$ 2.9791
7	Warren Township	St. Joseph	\$ 2.8635
8	Clay Township	St. Joseph	\$ 2.8296
9	German Township	St. Joseph	\$ 2.8125
10	Greene Township	St. Joseph	\$ 2.7465
11	Concord Township	Elkhart	\$ 2.5809
12	Adams Township	Madison	\$ 2.4954
13	Liberty Township	Howard	\$ 2.4315
14	Buck Creek Township	Hancock	\$ 2.4068
15	Union Township	Howard	\$ 2.3754
16	Elkhart Township	Elkhart	\$ 2.3573
17	Fall Creek Township	Madison	\$ 2.3573
18	Taylor Township	Howard	\$ 2.1478
19	Bloomington City (1)	Monroe	\$ 2.0669
20	Adams Township	Allen	\$ 2.0108
21	Baugo Township	Elkhart	\$ 1.9924
22	Osolo Township	Elkhart	\$ 1.9875
23	Cleveland Township	Elkhart	\$ 1.8043
24	Lake Township	Allen	\$ 1.7796
25	Eel River Township	Allen	\$ 1.7662

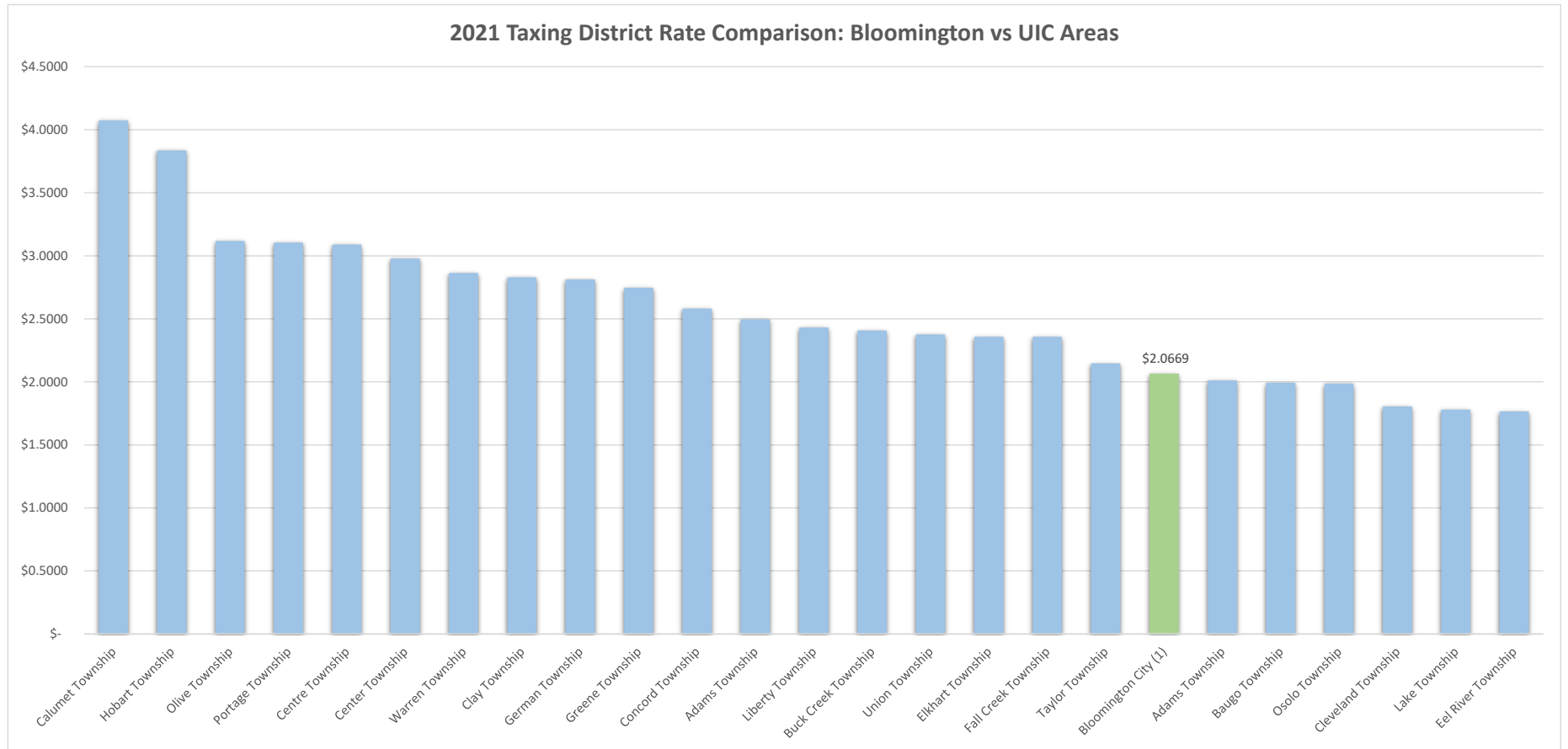
Note (1): The taxing district with the highest assessed value within the city was used, which is Bloomington City-Perry Twp. Source: 2021 Department of Local Government Budget Orders.

Note (2): "UIC" stands for unincorporated areas.

City of Bloomington

Tax Rate Comparisons - Bloomington Taxing Districts vs Unincorporated Areas

September 10, 2021



City of Bloomington

Revenue Projections - Methodology
September 10, 2021

The following are the assumptions and methods used to calculate revenue projections:

Population and Road Mileage Table - By Annexation Area

Area	NAV Est	% of Total NAV	Population Est	% of Total Population	Road Miles	% of Total Road Miles
1A	\$ 393,330,406	34%	3,987	28%	33.01	38%
1B	\$ 300,608,732	26%	4,566	33%	24.75	29%
1C	\$ 6,025,709	1%	79	1%	0.68	1%
2	\$ 361,628,847	32%	3,653	26%	23.96	28%
3	\$ 12,585,692	1%	366	3%	1.11	1%
4	\$ 11,137,686	1%	420	3%	1.07	1%
5	\$ 70,277,368	6%	956	7%	1.8	2%
Total	\$ 1,155,594,440	100%	14,027	100%	86.38	100%

Assumed Statewide Growth Factor (Max Levy) = 1.039 (Equals the average 2018 - 2022)

Assumed net assessed value growth = 3% per year

Bloomington City property tax rate projection (all Townships except Richland and Salt Creek) = \$0.7049

City will provide fire protection to Richland and Salt Creek Township parcels (Area 1A and Area 2) @ \$0.1250 = property tax rate of \$0.8299

Annexation Adjustment (Max Levy) based on net assessed value x rate/100

City intends to reestablish CCD back to its max rate of \$0.04790 - limited based on 3-year rolling calculation

Property Tax Cap Credits based on individual Annexation Area Databases

2010 Census Data Used for Populations

Bloomington City = 80,405 + 14,262 from annexations = 94,667

Monroe Unincorporated = 50,993 - 14,262 = 36,731

Local Income Tax ("LIT") Methodology

Monroe County LIT is allocated using the prior year total property tax levy, excluding debt, & prior year income tax distribution

Since the calculation is done in arrears, levy adjustment impacts are delayed until Pay Year 2, technically the third year of Annexation.

LIT is allocated to Annexation Areas based on "% of Total NAV"

County-wide aggregate LIT assumed to grow by 3% per year

Statewide Max Levy Growth Factor assumed for all units every year

Certified Shares go to most units (except schools, which receive their share through State Funding)

Motor Vehicle Highway ("MVH") Methodology

State Factors (out of the control of individual units) were left out of the MVH estimates

65% of MVH Distributions are based on road miles. The remaining 35% is population based

% change in County Road Mileage x 2020 County MVH Distribution of \$4.15 million + % change in population x County MVH = \$342,738

Allocated to Areas based on "% of Total Population and % of Total Road Miles"

Ellettsville and Stinesville were adjusted by a factor of approximately 0.005, based on 2020 distribution, or \$1,211 and \$38, respectively

Ellettsville and Stinesville adjustments allocated to City using "% of Total Population"

LRS Methodology

40% of LRS Distributions are based on road miles relative to State-wide Unincorporated road miles. The remaining 60% is population based

40% x % change in State-wide unincorporated road miles x 2020 Monroe County LRS of \$1.16 million = \$645.40

Allocated to Areas based on "% of Total Road Miles"

60% x % change in population x 2020 Monroe County LRS = \$194,382 from County to City. Allocated to Areas based on "% of Total Population"

Wheel Tax Methodology

Wheel Tax uses the same distribution method as LRS = 60% population and 40% road miles

60% x % change in population x 2020 Wheel Tax of \$1.4 million = \$246,917. Allocated to Areas based on "% of Total Population"

40% x % change in road miles x 2020 Wheel Tax of \$1.4 million = \$74,869. Allocated to Areas based on "% of Total Road Miles"

City of Bloomington

Revenue Projections - Methodology
September 10, 2021

Motor Vehicle/Aircraft and Commercial Vehicle Excise Tax Methodology

Vehicle excise taxes are based on the number of registrants, based on BMV data for 2020.

Monroe Passenger Registrations = 75,700

Monroe Other Registrations (Commercial) = 38,747

Revenue increases to the City were calculated as proportional to the change in population, relative to distributions the City received in 2020

Total registrants * 80,405 City Pop/137,974 Monroe Incorporated Pop x (1 + (14,262/80,405)) = 18% increase to City registrants

18% x 2020 Excise = \$272,725 additional to City. 18% x CVET = \$18,904 additional to City. Allocated to Areas based on "% of Total Population"

FIT, ABC Taxes, and Cigarette Tax Methodology

These revenues were allocated to Areas based on "% of Total Population," as each is, distributed on a per-capita basis

2020 distribution amounts were used x % change in population

Storm Water Fees

This is a rough estimate based on the number of outside utility customers that will transition to inside utility customers post-annexation

City's current fee is \$5.95/month for single family residential units.

Other units are based on run-off proportional to single family unit (equivalent units)

The majority of the parcels being considered for annexation are already within the City's Utility Services Area

Bloomington Transit

Revenues were allocated using the same methodologies used to allocate to the City

Based on Transit pro-forma property tax rate relative to total pro-forma property tax rate, approximately 5% of total rate

Inputs

Monroe Unincorporated Population	50,993
Monroe Incorporated Population	137,974
Bloomington City Population	80,405
Bloomington Population Increase	14,027
State-wide AVGQ (Yearly)	3.9%
LIT Growth Assumption (Yearly)	3.0%
Monroe Passenger Vehicle Registrants	75,700
Monroe Other Vehicle Registrants	38,747
% Increase to City Registrants	17.4%
State-wide Uninc Road Miles	65,214.65
Post-Annex State Uninc Road Miles	65,128.27
Monroe Road Miles	714.11
Monroe Pos-Annex Road Miles	627.73
Monroe 2020 MVH Distribution	\$4,145,113
Ellettsville 2020 MVH Distribution	\$ 242,107
Stinesville 2020 MVH Distribution	\$ 7,516
MVH Adj Factor (Ellettsville/Stinesville)	0.005
Monroe 2020 LRS Distribution	\$1,158,338
Monroe 2020 Wheel Tax	\$1,471,397
City 2020 FY FIT Distribution	\$ 393,959
City 2020 Riverboat Sharing Distribution	\$ 476,313
City 2020 ABC Excise Tax	\$ 87,434
City 2020 ABC Gallonage Tax	\$ 195,566
City 2020 Cigarette Tax	\$ 221,885
Projected Storm Water Fees	\$ 230,545

	Annex Year	Pay Year 1	Pay Year 2	Pay Year 3	Pay Year 4
City LIT Certified Shares Projection	\$ -	\$ -	\$939,683	\$1,178,005	\$1,260,015
City LIT Public Safety Projection	\$ -	\$ -	\$430,203	\$ 478,564	\$ 492,920
Transit LIT Certified Shares Projection	\$ -	\$ -	\$ 40,133	\$ 50,312	\$ 53,815

Estimates and projections do not represent commitments or obligations. Actual results may vary and may be material.

City of Bloomington

Revenue Projections - By Annexation Area
September 10, 2021

AREA 1A - SOUTH-WEST ANNEXATION AREA - REVENUE PROJECTIONS						
REVENUE SOURCE	ASSESSMENT YEAR YEAR 1	PAY YEAR 1 YEAR 2	PAY YEAR 2 YEAR 3	PAY YEAR 3 YEAR 4	PAY YEAR 4 YEAR 5	
Bloomington City Impacts						
Annexation Adjustment (Max Levy)	\$ -	\$ 2,820,301	\$ 2,930,293	\$ 3,044,574	\$ 3,163,313	
CCD Rate Reestablishment	\$ -	\$ 188,394	\$ 194,046	\$ 199,867	\$ 205,863	
Less: Property Tax Cap Credits	\$ -	\$ (193,974)	\$ (201,539)	\$ (209,399)	\$ (217,566)	
Equals: Subtotal - Net Property Tax	\$ -	\$ 2,814,721	\$ 2,922,800	\$ 3,035,043	\$ 3,151,610	
Plus Local Income Tax:						
LIT Certified Shares	\$ -	\$ -	\$ 319,840	\$ 400,958	\$ 428,872	
LIT Public Safety	\$ -	\$ -	\$ 146,429	\$ 162,889	\$ 167,776	
Equals: Subtotal - Local Income Tax	\$ -	\$ -	\$ 466,269	\$ 563,847	\$ 596,648	
Plus - Highway/Related Revenue:						
Motor Vehicle Highway Distribution	\$ -	\$ 92,991	\$ 92,991	\$ 92,991	\$ 92,991	
Local Road & Street Distribution	\$ -	\$ 54,575	\$ 54,575	\$ 54,575	\$ 54,575	
Wheel Tax	\$ -	\$ 96,233	\$ 96,233	\$ 96,233	\$ 96,233	
Motor Vehicle/Aircraft Excise Tax	\$ -	\$ 72,543	\$ 75,372	\$ 78,312	\$ 81,366	
Commercial Vehicle Excise Tax (CVET)	\$ -	\$ 5,028	\$ 5,222	\$ 5,422	\$ 5,630	
Equals: Subtotal - Highway/Related Revenue	\$ -	\$ 321,370	\$ 324,392	\$ 327,532	\$ 330,795	
Plus - Other Revenue:						
Financial Institutions Tax (FIT)	\$ -	\$ 18,587	\$ 19,301	\$ 20,042	\$ 20,812	
ABC Excise Tax	\$ -	\$ 4,336	\$ 4,505	\$ 4,680	\$ 4,863	
ABC Gallonage Tax	\$ -	\$ 9,697	\$ 10,076	\$ 10,469	\$ 10,877	
Cigarette Tax	\$ -	\$ 11,002	\$ 11,432	\$ 11,877	\$ 12,341	
Riverboat Wagering Distribution	\$ -	\$ 23,619	\$ 23,619	\$ 23,619	\$ 23,619	
Equals: Subtotal - Other Revenue	\$ -	\$ 67,242	\$ 68,932	\$ 70,687	\$ 72,511	
Total - City Impact Projections - Area 1A	\$ -	\$ 3,203,333	\$ 3,782,393	\$ 3,997,110	\$ 4,151,564	
Storm Water Impact - Storm Collection Fees	\$ 65,530	\$ 65,530	\$ 65,530	\$ 65,530	\$ 65,530	
Bloomington Transit Impacts						
Annexation Adjustment (Max Levy)	\$ -	\$ 141,329	\$ 146,840	\$ 152,567	\$ 158,517	
Less: Property Tax Cap Credits	\$ -	\$ (9,841)	\$ (10,225)	\$ (10,624)	\$ (11,038)	
Equals: Subtotal - Net Property Tax	\$ -	\$ 131,487	\$ 136,615	\$ 141,943	\$ 147,479	
Plus: Other Revenue						
Financial Institutions Tax (FIT)	\$ -	\$ 948	\$ 985	\$ 1,023	\$ 1,063	
Motor Vehicle/Aircraft Excise Tax	\$ -	\$ 3,698	\$ 3,842	\$ 3,992	\$ 4,148	
Commercial Vehicle Excise Tax (CVET)	\$ -	\$ 256	\$ 266	\$ 277	\$ 288	
LIT Certified Shares	\$ -	\$ -	\$ 13,660	\$ 17,125	\$ 18,317	
Equals: Subtotal - Other Revenue	\$ -	\$ 4,902	\$ 18,754	\$ 22,417	\$ 23,815	
Total - Bloomington Transit Impacts	\$ -	\$ 136,389	\$ 155,369	\$ 164,360	\$ 171,294	
Grand Total - Area 1A Impacts	\$ 65,530	\$ 3,405,252	\$ 4,003,291	\$ 4,226,999	\$ 4,388,388	

City of Bloomington

Revenue Projections - By Annexation Area
September 10, 2021

AREA 1B - SOUTH-WEST ANNEXATION AREA - REVENUE PROJECTIONS						
REVENUE SOURCE	ASSESSMENT YEAR YEAR 1	PAY YEAR 1 YEAR 2	PAY YEAR 2 YEAR 3	PAY YEAR 3 YEAR 4	PAY YEAR 4 YEAR 5	
Bloomington City Impacts						
Annexation Adjustment (Max Levy)	\$ -	\$ 2,155,458	\$ 2,239,521	\$ 2,326,862	\$ 2,417,610	
CCD Rate Reestablishment	\$ -	\$ 143,983	\$ 148,303	\$ 152,752	\$ 157,334	
Less: Property Tax Cap Credits	\$ -	\$ (148,248)	\$ (154,029)	\$ (160,037)	\$ (166,278)	
Equals: Subtotal - Net Property Tax	\$ -	\$ 2,151,193	\$ 2,233,794	\$ 2,319,577	\$ 2,408,666	
Plus Local Income Tax:						
LIT Certified Shares	\$ -	\$ -	\$ 244,443	\$ 306,438	\$ 327,772	
LIT Public Safety	\$ -	\$ -	\$ 111,910	\$ 124,490	\$ 128,225	
Equals: Subtotal - Local Income Tax	\$ -	\$ -	\$ 356,353	\$ 430,929	\$ 455,997	
Plus - Highway/Related Revenue:						
Motor Vehicle Highway Distribution	\$ -	\$ 106,495	\$ 106,495	\$ 106,495	\$ 106,495	
Local Road & Street Distribution	\$ -	\$ 62,408	\$ 62,408	\$ 62,408	\$ 62,408	
Wheel Tax	\$ -	\$ 99,449	\$ 99,449	\$ 99,449	\$ 99,449	
Motor Vehicle/Aircraft Excise Tax	\$ -	\$ 83,078	\$ 86,318	\$ 89,685	\$ 93,182	
Commercial Vehicle Excise Tax (CVET)	\$ -	\$ 5,759	\$ 5,980	\$ 6,209	\$ 6,448	
Equals: Subtotal - Highway/Related Revenue	\$ -	\$ 357,189	\$ 360,650	\$ 364,246	\$ 367,982	
Plus - Other Revenue:						
Financial Institutions Tax (FIT)	\$ -	\$ 21,287	\$ 22,104	\$ 22,953	\$ 23,835	
ABC Excise Tax	\$ -	\$ 4,965	\$ 5,159	\$ 5,360	\$ 5,569	
ABC Gallonage Tax	\$ -	\$ 11,106	\$ 11,539	\$ 11,989	\$ 12,456	
Cigarette Tax	\$ -	\$ 12,600	\$ 13,092	\$ 13,602	\$ 14,133	
Riverboat Wagering Distribution	\$ -	\$ 27,049	\$ 27,049	\$ 27,049	\$ 27,049	
Equals: Subtotal - Other Revenue	\$ -	\$ 77,006	\$ 78,942	\$ 80,953	\$ 83,041	
Total - City Impact Projections - Area 1B	\$ -	\$ 2,585,389	\$ 3,029,739	\$ 3,195,705	\$ 3,315,687	
Storm Water Impact - Storm Collection Fees	\$ 75,046	\$ 75,046	\$ 75,046	\$ 75,046	\$ 75,046	
Bloomington Transit Impacts						
Annexation Adjustment (Max Levy)	\$ -	\$ 108,012	\$ 112,225	\$ 116,602	\$ 121,149	
Less: Property Tax Cap Credits	\$ -	\$ (7,521)	\$ (7,815)	\$ (8,120)	\$ (8,436)	
Equals: Subtotal - Net Property Tax	\$ -	\$ 100,491	\$ 104,410	\$ 108,482	\$ 112,713	
Plus: Other Revenue						
Financial Institutions Tax (FIT)	\$ -	\$ 1,085	\$ 1,128	\$ 1,171	\$ 1,217	
Motor Vehicle/Aircraft Excise Tax	\$ -	\$ 4,235	\$ 4,400	\$ 4,572	\$ 4,750	
Commercial Vehicle Excise Tax (CVET)	\$ -	\$ 294	\$ 305	\$ 317	\$ 329	
LIT Certified Shares	\$ -	\$ -	\$ 10,440	\$ 13,088	\$ 13,999	
Equals: Subtotal - Other Revenue	\$ -	\$ 5,614	\$ 16,273	\$ 19,148	\$ 20,296	
Total - Bloomington Transit Impacts	\$ -	\$ 106,105	\$ 120,683	\$ 127,630	\$ 133,009	
Grand Total - Area 1B Impacts	\$ 75,046	\$ 2,766,540	\$ 3,225,468	\$ 3,398,381	\$ 3,523,741	

City of Bloomington

Revenue Projections - By Annexation Area
September 10, 2021

AREA 1C - SOUTH-WEST ANNEXATION AREA - REVENUE PROJECTIONS						
REVENUE SOURCE	ASSESSMENT YEAR YEAR 1	PAY YEAR 1 YEAR 2	PAY YEAR 2 YEAR 3	PAY YEAR 3 YEAR 4	PAY YEAR 4 YEAR 5	
Bloomington City Impacts						
Annexation Adjustment (Max Levy)	\$ -	\$ 43,206	\$ 44,891	\$ 46,642	\$ 48,461	
CCD Rate Reestablishment	\$ -	\$ 2,886	\$ 2,973	\$ 3,062	\$ 3,154	
Less: Property Tax Cap Credits	\$ -	\$ (2,972)	\$ (3,088)	\$ (3,208)	\$ (3,333)	
Equals: Subtotal - Net Property Tax	\$ -	\$ 43,121	\$ 44,776	\$ 46,496	\$ 48,282	
Plus Local Income Tax:						
LIT Certified Shares	\$ -	\$ -	\$ 4,900	\$ 6,143	\$ 6,570	
LIT Public Safety	\$ -	\$ -	\$ 2,243	\$ 2,495	\$ 2,570	
Equals: Subtotal - Local Income Tax	\$ -	\$ -	\$ 7,143	\$ 8,638	\$ 9,140	
Plus - Highway/Related Revenue:						
Motor Vehicle Highway Distribution	\$ -	\$ 1,843	\$ 1,843	\$ 1,843	\$ 1,843	
Local Road & Street Distribution	\$ -	\$ 1,082	\$ 1,082	\$ 1,082	\$ 1,082	
Wheel Tax	\$ -	\$ 1,928	\$ 1,928	\$ 1,928	\$ 1,928	
Motor Vehicle/Aircraft Excise Tax	\$ -	\$ 1,437	\$ 1,493	\$ 1,552	\$ 1,612	
Commercial Vehicle Excise Tax (CVET)	\$ -	\$ 100	\$ 103	\$ 107	\$ 112	
Equals: Subtotal - Highway/Related Revenue	\$ -	\$ 6,389	\$ 6,449	\$ 6,511	\$ 6,576	
Plus - Other Revenue:						
Financial Institutions Tax (FIT)	\$ -	\$ 368	\$ 382	\$ 397	\$ 412	
ABC Excise Tax	\$ -	\$ 86	\$ 89	\$ 93	\$ 96	
ABC Gallonage Tax	\$ -	\$ 192	\$ 200	\$ 207	\$ 216	
Cigarette Tax	\$ -	\$ 218	\$ 227	\$ 235	\$ 245	
Riverboat Wagering Distribution	\$ -	\$ 468	\$ 468	\$ 468	\$ 468	
Equals: Subtotal - Other Revenue	\$ -	\$ 1,332	\$ 1,366	\$ 1,401	\$ 1,437	
Total - City Impact Projections - Area 1C	\$ -	\$ 50,842	\$ 59,735	\$ 63,046	\$ 65,435	
Storm Water Impact - Storm Collection Fees	\$ 1,298	\$ 1,298	\$ 1,298	\$ 1,298	\$ 1,298	
Bloomington Transit Impacts						
Annexation Adjustment (Max Levy)	\$ -	\$ 2,165	\$ 2,250	\$ 2,337	\$ 2,428	
Less: Property Tax Cap Credits	\$ -	\$ (151)	\$ (157)	\$ (163)	\$ (169)	
Equals: Subtotal - Net Property Tax	\$ -	\$ 2,014	\$ 2,093	\$ 2,175	\$ 2,259	
Plus: Other Revenue						
Financial Institutions Tax (FIT)	\$ -	\$ 19	\$ 20	\$ 20	\$ 21	
Motor Vehicle/Aircraft Excise Tax	\$ -	\$ 73	\$ 76	\$ 79	\$ 82	
Commercial Vehicle Excise Tax (CVET)	\$ -	\$ 5	\$ 5	\$ 5	\$ 6	
LIT Certified Shares	\$ -	\$ -	\$ 209	\$ 262	\$ 281	
Equals: Subtotal - Other Revenue	\$ -	\$ 97	\$ 310	\$ 367	\$ 390	
Total - Bloomington Transit Impacts	\$ -	\$ 2,111	\$ 2,403	\$ 2,542	\$ 2,649	
Grand Total - Area 1C Impacts	\$ 1,298	\$ 54,252	\$ 63,436	\$ 66,886	\$ 69,382	

City of Bloomington

Revenue Projections - By Annexation Area
September 10, 2021

AREA 2 - SOUTH-EAST ANNEXATION AREA - REVENUE PROJECTIONS						
REVENUE SOURCE	ASSESSMENT YEAR YEAR 1	PAY YEAR 1 YEAR 2	PAY YEAR 2 YEAR 3	PAY YEAR 3 YEAR 4	PAY YEAR 4 YEAR 5	
Bloomington City Impacts						
Annexation Adjustment (Max Levy)	\$ -	\$ 2,592,991	\$ 2,694,118	\$ 2,799,188	\$ 2,908,357	
CCD Rate Reestablishment	\$ -	\$ 173,210	\$ 178,406	\$ 183,759	\$ 189,271	
Less: Property Tax Cap Credits	\$ -	\$ (178,340)	\$ (185,296)	\$ (192,522)	\$ (200,030)	
Equals: Subtotal - Net Property Tax	\$ -	\$ 2,587,861	\$ 2,687,229	\$ 2,790,425	\$ 2,897,598	
Plus Local Income Tax:						
LIT Certified Shares	\$ -	\$ -	\$ 294,062	\$ 368,642	\$ 394,306	
LIT Public Safety	\$ -	\$ -	\$ 134,627	\$ 149,761	\$ 154,253	
Equals: Subtotal - Local Income Tax	\$ -	\$ -	\$ 428,689	\$ 518,402	\$ 548,559	
Plus - Highway/Related Revenue:						
Motor Vehicle Highway Distribution	\$ -	\$ 85,201	\$ 85,201	\$ 85,201	\$ 85,201	
Local Road & Street Distribution	\$ -	\$ 49,958	\$ 49,958	\$ 49,958	\$ 49,958	
Wheel Tax	\$ -	\$ 82,992	\$ 82,992	\$ 82,992	\$ 82,992	
Motor Vehicle/Aircraft Excise Tax	\$ -	\$ 66,466	\$ 69,058	\$ 71,752	\$ 74,550	
Commercial Vehicle Excise Tax (CVET)	\$ -	\$ 4,607	\$ 4,784	\$ 4,968	\$ 5,159	
Equals: Subtotal - Highway/Related Revenue	\$ -	\$ 289,224	\$ 291,993	\$ 294,870	\$ 297,859	
Plus - Other Revenue:						
Financial Institutions Tax (FIT)	\$ -	\$ 17,030	\$ 17,684	\$ 18,363	\$ 19,069	
ABC Excise Tax	\$ -	\$ 3,972	\$ 4,127	\$ 4,288	\$ 4,455	
ABC Gallonage Tax	\$ -	\$ 8,885	\$ 9,232	\$ 9,592	\$ 9,966	
Cigarette Tax	\$ -	\$ 10,081	\$ 10,474	\$ 10,882	\$ 11,307	
Riverboat Wagering Distribution	\$ -	\$ 21,640	\$ 21,640	\$ 21,640	\$ 21,640	
Equals: Subtotal - Other Revenue	\$ -	\$ 61,609	\$ 63,157	\$ 64,766	\$ 66,437	
Total - City Impact Projections - Area 2	\$ -	\$ 2,938,693	\$ 3,471,067	\$ 3,668,463	\$ 3,810,453	
Storm Water Impact - Storm Collection Fees	\$ 60,040	\$ 60,040	\$ 60,040	\$ 60,040	\$ 60,040	
Bloomington Transit Impacts						
Annexation Adjustment (Max Levy)	\$ -	\$ 129,938	\$ 135,005	\$ 140,271	\$ 145,741	
Less: Property Tax Cap Credits	\$ -	\$ (9,048)	\$ (9,401)	\$ (9,768)	\$ (10,149)	
Equals: Subtotal - Net Property Tax	\$ -	\$ 120,889	\$ 125,604	\$ 130,503	\$ 135,592	
Plus: Other Revenue						
Financial Institutions Tax (FIT)	\$ -	\$ 868	\$ 902	\$ 937	\$ 974	
Motor Vehicle/Aircraft Excise Tax	\$ -	\$ 3,388	\$ 3,521	\$ 3,658	\$ 3,801	
Commercial Vehicle Excise Tax (CVET)	\$ -	\$ 235	\$ 244	\$ 254	\$ 263	
LIT Certified Shares	\$ -	\$ -	\$ 12,559	\$ 15,744	\$ 16,841	
Equals: Subtotal - Other Revenue	\$ -	\$ 4,491	\$ 17,226	\$ 20,593	\$ 21,878	
Total - Bloomington Transit Impacts	\$ -	\$ 125,381	\$ 142,830	\$ 151,096	\$ 157,471	
Grand Total - Area 2 Impacts	\$ 60,040	\$ 3,124,114	\$ 3,673,937	\$ 3,879,599	\$ 4,027,963	

City of Bloomington

Revenue Projections - By Annexation Area
September 10, 2021

AREA 3 - NORTH ISLAND ANNEXATION AREA - REVENUE PROJECTIONS						
REVENUE SOURCE	ASSESSMENT YEAR YEAR 1	PAY YEAR 1 YEAR 2	PAY YEAR 2 YEAR 3	PAY YEAR 3 YEAR 4	PAY YEAR 4 YEAR 5	
Bloomington City Impacts						
Annexation Adjustment (Max Levy)	\$ -	\$ 90,243	\$ 93,763	\$ 97,420	\$ 101,219	
CCD Rate Reestablishment	\$ -	\$ 6,028	\$ 6,209	\$ 6,395	\$ 6,587	
Less: Property Tax Cap Credits	\$ -	\$ (6,207)	\$ (6,449)	\$ (6,700)	\$ (6,962)	
Equals: Subtotal - Net Property Tax	\$ -	\$ 90,065	\$ 93,523	\$ 97,115	\$ 100,844	
Plus Local Income Tax:						
LIT Certified Shares	\$ -	\$ -	\$ 10,234	\$ 12,830	\$ 13,723	
LIT Public Safety	\$ -	\$ -	\$ 4,685	\$ 5,212	\$ 5,368	
Equals: Subtotal - Local Income Tax	\$ -	\$ -	\$ 14,920	\$ 18,042	\$ 19,091	
Plus - Highway/Related Revenue:						
Motor Vehicle Highway Distribution	\$ -	\$ 8,536	\$ 8,536	\$ 8,536	\$ 8,536	
Local Road & Street Distribution	\$ -	\$ 4,996	\$ 4,996	\$ 4,996	\$ 4,996	
Wheel Tax	\$ -	\$ 7,251	\$ 7,251	\$ 7,251	\$ 7,251	
Motor Vehicle/Aircraft Excise Tax	\$ -	\$ 6,659	\$ 6,919	\$ 7,189	\$ 7,469	
Commercial Vehicle Excise Tax (CVET)	\$ -	\$ 462	\$ 479	\$ 498	\$ 517	
Equals: Subtotal - Highway/Related Revenue	\$ -	\$ 27,905	\$ 28,182	\$ 28,471	\$ 28,770	
Plus - Other Revenue:						
Financial Institutions Tax (FIT)	\$ -	\$ 1,706	\$ 1,772	\$ 1,840	\$ 1,911	
ABC Excise Tax	\$ -	\$ 398	\$ 414	\$ 430	\$ 446	
ABC Gallonage Tax	\$ -	\$ 890	\$ 925	\$ 961	\$ 998	
Cigarette Tax	\$ -	\$ 1,010	\$ 1,049	\$ 1,090	\$ 1,133	
Riverboat Wagering Distribution	\$ -	\$ 2,168	\$ 2,168	\$ 2,168	\$ 2,168	
Equals: Subtotal - Other Revenue	\$ -	\$ 6,173	\$ 6,328	\$ 6,489	\$ 6,656	
Total - City Impact Projections - Area 3	\$ -	\$ 124,142	\$ 142,953	\$ 150,116	\$ 155,362	
Storm Water Impact - Storm Collection Fees	\$ 6,016	\$ 6,016	\$ 6,016	\$ 6,016	\$ 6,016	
Bloomington Transit Impacts						
Annexation Adjustment (Max Levy)	\$ -	\$ 4,522	\$ 4,699	\$ 4,882	\$ 5,072	
Less: Property Tax Cap Credits	\$ -	\$ (315)	\$ (327)	\$ (340)	\$ (353)	
Equals: Subtotal - Net Property Tax	\$ -	\$ 4,207	\$ 4,371	\$ 4,542	\$ 4,719	
Plus: Other Revenue						
Financial Institutions Tax (FIT)	\$ -	\$ 87	\$ 90	\$ 94	\$ 98	
Motor Vehicle/Aircraft Excise Tax	\$ -	\$ 339	\$ 353	\$ 366	\$ 381	
Commercial Vehicle Excise Tax (CVET)	\$ -	\$ 24	\$ 24	\$ 25	\$ 26	
LIT Certified Shares	\$ -	\$ -	\$ 437	\$ 548	\$ 586	
Equals: Subtotal - Other Revenue	\$ -	\$ 450	\$ 905	\$ 1,034	\$ 1,091	
Total - Bloomington Transit Impacts	\$ -	\$ 4,657	\$ 5,276	\$ 5,576	\$ 5,810	
Grand Total - Area 3 Impacts	\$ 6,016	\$ 134,815	\$ 154,244	\$ 161,707	\$ 167,188	

City of Bloomington

Revenue Projections - By Annexation Area
September 10, 2021

AREA 4 - CENTRAL ISLAND ANNEXATION AREA - REVENUE PROJECTIONS						
REVENUE SOURCE	ASSESSMENT YEAR YEAR 1	PAY YEAR 1 YEAR 2	PAY YEAR 2 YEAR 3	PAY YEAR 3 YEAR 4	PAY YEAR 4 YEAR 5	
Bloomington City Impacts						
Annexation Adjustment (Max Levy)	\$ -	\$ 79,861	\$ 82,975	\$ 86,211	\$ 89,574	
CCD Rate Reestablishment	\$ -	\$ 5,335	\$ 5,495	\$ 5,660	\$ 5,829	
Less: Property Tax Cap Credits	\$ -	\$ (5,493)	\$ (5,707)	\$ (5,929)	\$ (6,161)	
Equals: Subtotal - Net Property Tax	\$ -	\$ 79,703	\$ 82,763	\$ 85,941	\$ 89,242	
Plus Local Income Tax:						
LIT Certified Shares	\$ -	\$ -	\$ 9,057	\$ 11,354	\$ 12,144	
LIT Public Safety	\$ -	\$ -	\$ 4,146	\$ 4,612	\$ 4,751	
Equals: Subtotal - Local Income Tax	\$ -	\$ -	\$ 13,203	\$ 15,966	\$ 16,895	
Plus - Highway/Related Revenue:						
Motor Vehicle Highway Distribution	\$ -	\$ 9,796	\$ 9,796	\$ 9,796	\$ 9,796	
Local Road & Street Distribution	\$ -	\$ 5,732	\$ 5,732	\$ 5,732	\$ 5,732	
Wheel Tax	\$ -	\$ 8,153	\$ 8,153	\$ 8,153	\$ 8,153	
Motor Vehicle/Aircraft Excise Tax	\$ -	\$ 7,642	\$ 7,940	\$ 8,250	\$ 8,571	
Commercial Vehicle Excise Tax (CVET)	\$ -	\$ 530	\$ 550	\$ 571	\$ 593	
Equals: Subtotal - Highway/Related Revenue	\$ -	\$ 31,853	\$ 32,171	\$ 32,502	\$ 32,846	
Plus - Other Revenue:						
Financial Institutions Tax (FIT)	\$ -	\$ 1,958	\$ 2,033	\$ 2,111	\$ 2,192	
ABC Excise Tax	\$ -	\$ 457	\$ 475	\$ 493	\$ 512	
ABC Gallonage Tax	\$ -	\$ 1,022	\$ 1,061	\$ 1,103	\$ 1,146	
Cigarette Tax	\$ -	\$ 1,159	\$ 1,204	\$ 1,251	\$ 1,300	
Riverboat Wagering Distribution	\$ -	\$ 2,488	\$ 2,488	\$ 2,488	\$ 2,488	
Equals: Subtotal - Other Revenue	\$ -	\$ 7,083	\$ 7,261	\$ 7,446	\$ 7,638	
Total - City Impact Projections - Area 4	\$ -	\$ 118,639	\$ 135,399	\$ 141,856	\$ 146,621	
Storm Water Impact - Storm Collection Fees	\$ 6,903	\$ 6,903	\$ 6,903	\$ 6,903	\$ 6,903	
Bloomington Transit Impacts						
Annexation Adjustment (Max Levy)	\$ -	\$ 4,002	\$ 4,158	\$ 4,320	\$ 4,489	
Less: Property Tax Cap Credits	\$ -	\$ (279)	\$ (290)	\$ (301)	\$ (313)	
Equals: Subtotal - Net Property Tax	\$ -	\$ 3,723	\$ 3,868	\$ 4,019	\$ 4,176	
Plus: Other Revenue						
Financial Institutions Tax (FIT)	\$ -	\$ 100	\$ 104	\$ 108	\$ 112	
Motor Vehicle/Aircraft Excise Tax	\$ -	\$ 390	\$ 405	\$ 421	\$ 437	
Commercial Vehicle Excise Tax (CVET)	\$ -	\$ 27	\$ 28	\$ 29	\$ 30	
LIT Certified Shares	\$ -	\$ -	\$ 387	\$ 485	\$ 519	
Equals: Subtotal - Other Revenue	\$ -	\$ 516	\$ 923	\$ 1,042	\$ 1,098	
Total - Bloomington Transit Impacts	\$ -	\$ 4,240	\$ 4,792	\$ 5,062	\$ 5,274	
Grand Total - Area 4 Impacts	\$ 6,903	\$ 129,781	\$ 147,093	\$ 153,820	\$ 158,798	

City of Bloomington

Revenue Projections - By Annexation Area
September 10, 2021

AREA 5 - SOUTH ISLAND ANNEXATION AREA - REVENUE PROJECTIONS						
REVENUE SOURCE	ASSESSMENT YEAR YEAR 1	PAY YEAR 1 YEAR 2	PAY YEAR 2 YEAR 3	PAY YEAR 3 YEAR 4	PAY YEAR 4 YEAR 5	
Bloomington City Impacts						
Annexation Adjustment (Max Levy)	\$ -	\$ 503,911	\$ 523,563	\$ 543,982	\$ 565,197	
CCD Rate Reestablishment	\$ -	\$ 33,661	\$ 34,671	\$ 35,711	\$ 36,782	
Less: Property Tax Cap Credits	\$ -	\$ (34,658)	\$ (36,010)	\$ (37,414)	\$ (38,873)	
Equals: Subtotal - Net Property Tax	\$ -	\$ 502,914	\$ 522,224	\$ 542,279	\$ 563,106	
Plus Local Income Tax:						
LIT Certified Shares	\$ -	\$ -	\$ 57,147	\$ 71,640	\$ 76,628	
LIT Public Safety	\$ -	\$ -	\$ 26,163	\$ 29,104	\$ 29,977	
Equals: Subtotal - Local Income Tax	\$ -	\$ -	\$ 83,309	\$ 100,744	\$ 106,605	
Plus - Highway/Related Revenue:						
Motor Vehicle Highway Distribution	\$ -	\$ 22,297	\$ 22,297	\$ 22,297	\$ 22,297	
Local Road & Street Distribution	\$ -	\$ 13,042	\$ 13,042	\$ 13,042	\$ 13,042	
Wheel Tax	\$ -	\$ 18,035	\$ 18,035	\$ 18,035	\$ 18,035	
Motor Vehicle/Aircraft Excise Tax	\$ -	\$ 17,394	\$ 18,073	\$ 18,778	\$ 19,510	
Commercial Vehicle Excise Tax (CVET)	\$ -	\$ 1,206	\$ 1,252	\$ 1,300	\$ 1,350	
Equals: Subtotal - Highway/Related Revenue	\$ -	\$ 71,974	\$ 72,699	\$ 73,452	\$ 74,234	
Plus - Other Revenue:						
Financial Institutions Tax (FIT)	\$ -	\$ 4,457	\$ 4,628	\$ 4,806	\$ 4,990	
ABC Excise Tax	\$ -	\$ 1,040	\$ 1,080	\$ 1,122	\$ 1,166	
ABC Gallonage Tax	\$ -	\$ 2,325	\$ 2,416	\$ 2,510	\$ 2,608	
Cigarette Tax	\$ -	\$ 2,638	\$ 2,741	\$ 2,848	\$ 2,959	
Riverboat Wagering Distribution	\$ -	\$ 5,663	\$ 5,663	\$ 5,663	\$ 5,663	
Equals: Subtotal - Other Revenue	\$ -	\$ 16,123	\$ 16,528	\$ 16,949	\$ 17,387	
Total - City Impact Projections - Area 5	\$ -	\$ 591,011	\$ 694,761	\$ 733,424	\$ 761,332	
Storm Water Impact - Storm Collection Fees	\$ 15,713	\$ 15,713	\$ 15,713	\$ 15,713	\$ 15,713	
Bloomington Transit Impacts						
Annexation Adjustment (Max Levy)	\$ -	\$ 25,252	\$ 26,236	\$ 27,260	\$ 28,323	
Less: Property Tax Cap Credits	\$ -	\$ (1,758)	\$ (1,827)	\$ (1,898)	\$ (1,972)	
Equals: Subtotal - Net Property Tax	\$ -	\$ 23,493	\$ 24,409	\$ 25,361	\$ 26,350	
Plus: Other Revenue						
Financial Institutions Tax (FIT)	\$ -	\$ 227	\$ 236	\$ 245	\$ 255	
Motor Vehicle/Aircraft Excise Tax	\$ -	\$ 887	\$ 921	\$ 957	\$ 995	
Commercial Vehicle Excise Tax (CVET)	\$ -	\$ 61	\$ 64	\$ 66	\$ 69	
LIT Certified Shares	\$ -	\$ -	\$ 2,441	\$ 3,060	\$ 3,273	
Equals: Subtotal - Other Revenue	\$ -	\$ 1,175	\$ 3,662	\$ 4,329	\$ 4,591	
Total - Bloomington Transit Impacts	\$ -	\$ 24,669	\$ 28,071	\$ 29,690	\$ 30,942	
Grand Total - Area 5 Impacts	\$ 15,713	\$ 631,392	\$ 738,545	\$ 778,827	\$ 807,986	

City of Bloomington

Revenue Projections - Combined Annexation Areas
September 10, 2021

COMBINED ANNEXATION AREAS - REVENUE PROJECTIONS						
REVENUE SOURCE	ASSESSMENT YEAR YEAR 1	PAY YEAR 1 YEAR 2	PAY YEAR 2 YEAR 3	PAY YEAR 3 YEAR 4	PAY YEAR 4 YEAR 5	
Bloomington City Impacts						
Annexation Adjustment (Max Levy)	\$ -	\$ 8,285,971	\$ 8,609,124	\$ 8,944,880	\$ 9,293,730	
CCD Rate Reestablishment	\$ -	\$ 553,497	\$ 570,102	\$ 587,205	\$ 604,821	
Less: Property Tax Cap Credits	\$ -	\$ (569,891)	\$ (592,117)	\$ (615,209)	\$ (639,202)	
Equals: Subtotal - Net Property Tax	\$ -	\$ 8,269,577	\$ 8,587,109	\$ 8,916,876	\$ 9,259,349	
Plus Local Income Tax:						
LIT Certified Shares	\$ -	\$ -	\$ 939,683	\$ 1,178,005	\$ 1,260,015	
LIT Public Safety	\$ -	\$ -	\$ 430,203	\$ 478,564	\$ 492,920	
Equals: Subtotal - Local Income Tax	\$ -	\$ -	\$ 1,369,886	\$ 1,656,568	\$ 1,752,935	
Plus - Highway/Related Revenue:						
Motor Vehicle Highway Distribution	\$ -	\$ 327,158	\$ 327,158	\$ 327,158	\$ 327,158	
Local Road & Street Distribution	\$ -	\$ 191,793	\$ 191,793	\$ 191,793	\$ 191,793	
Wheel Tax	\$ -	\$ 314,042	\$ 314,042	\$ 314,042	\$ 314,042	
Motor Vehicle/Aircraft Excise Tax	\$ -	\$ 255,220	\$ 265,174	\$ 275,516	\$ 286,261	
Commercial Vehicle Excise Tax (CVET)	\$ -	\$ 17,691	\$ 18,370	\$ 19,076	\$ 19,808	
Equals: Subtotal - Highway/Related Revenue	\$ -	\$ 1,105,904	\$ 1,116,537	\$ 1,127,584	\$ 1,139,062	
Plus - Other Revenue:						
Financial Institutions Tax (FIT)	\$ -	\$ 65,394	\$ 67,905	\$ 70,513	\$ 73,221	
ABC Excise Tax	\$ -	\$ 15,253	\$ 15,848	\$ 16,466	\$ 17,108	
ABC Gallonage Tax	\$ -	\$ 34,117	\$ 35,448	\$ 36,830	\$ 38,267	
Cigarette Tax	\$ -	\$ 38,709	\$ 40,218	\$ 41,787	\$ 43,417	
Riverboat Wagering Distribution	\$ -	\$ 83,095	\$ 83,095	\$ 83,095	\$ 83,095	
Equals: Subtotal - Other Revenue	\$ -	\$ 236,568	\$ 242,514	\$ 248,691	\$ 255,107	
Total - City Impact Projections - All Areas	\$ -	\$ 9,612,050	\$ 11,316,046	\$ 11,949,719	\$ 12,406,454	
Storm Water Impact - Storm Collection Fees	\$ 230,545	\$ 230,545	\$ 230,545	\$ 230,545	\$ 230,545	
Bloomington Transit Impacts						
Annexation Adjustment (Max Levy)	\$ -	\$ 415,219	\$ 431,413	\$ 448,238	\$ 465,719	
Less: Property Tax Cap Credits	\$ -	\$ (28,914)	\$ (30,042)	\$ (31,213)	\$ (32,431)	
Equals: Subtotal - Net Property Tax	\$ -	\$ 386,306	\$ 401,371	\$ 417,025	\$ 433,289	
Plus: Other Revenue						
Financial Institutions Tax (FIT)	\$ -	\$ 3,334	\$ 3,464	\$ 3,599	\$ 3,739	
Motor Vehicle/Aircraft Excise Tax	\$ -	\$ 13,011	\$ 13,518	\$ 14,046	\$ 14,593	
Commercial Vehicle Excise Tax (CVET)	\$ -	\$ 902	\$ 937	\$ 974	\$ 1,012	
LIT Certified Shares	\$ -	\$ -	\$ 40,133	\$ 50,312	\$ 53,815	
Equals: Subtotal - Other Revenue	\$ -	\$ 17,247	\$ 58,053	\$ 68,930	\$ 73,159	
Total - Bloomington Transit Impacts	\$ -	\$ 403,552	\$ 459,424	\$ 485,955	\$ 506,448	
Grand Total - All Area Impacts	\$ 230,545	\$ 10,246,147	\$ 12,006,015	\$ 12,666,219	\$ 13,143,446	

City of Bloomington - Annexation

Revenues Over Costs

All Departments Combined - Area 1A: South-West Bloomington Annexation Area

September 10, 2021

Net unallocated revenue through the first three (3) years will be placed in an impoundment fund(s)
Impoundment funds will be used to enhance services to the respective area

Revenues Over Minimal Costs	Pay Year 1	Pay Year 2	Pay Year 3	Pay Year 4
Total Revenues	\$ 3,405,252	\$ 4,003,291	\$ 4,226,999	\$ 4,388,388
Less: Non Capital Costs	\$ 2,576,277	\$ 2,703,610	\$ 2,758,397	\$ 2,841,120
Less: Capital Costs	\$ 2,451,103	\$ 2,471,451	\$ 2,492,409	\$ 741,156
Equals: Revenue Over/(Under Costs)	\$ (1,622,128)	\$ (1,171,770)	\$ (1,023,807)	\$ 806,111
Less: Impoundment Fund(s) Deposits	\$ -	\$ -	\$ -	\$ -
Equals: Net Revenue	\$ (1,622,128)	\$ (1,171,770)	\$ (1,023,807)	\$ 806,111

Revenues Over Maximum Costs	Pay Year 1	Pay Year 2	Pay Year 3	Pay Year 4
Total Revenues	\$ 3,405,252	\$ 4,003,291	\$ 4,226,999	\$ 4,388,388
Less: Non Capital Costs	\$ 3,292,103	\$ 3,415,446	\$ 3,491,541	\$ 3,596,212
Less: Capital Costs	\$ 3,828,274	\$ 3,850,046	\$ 3,873,391	\$ 825,561
Equals: Revenue Over/(Under Costs)	\$ (3,715,125)	\$ (3,262,202)	\$ (3,137,933)	\$ (33,385)
Less: Impoundment Fund(s) Deposits	\$ -	\$ -	\$ -	\$ -
Equals: Net Revenue	\$ (3,715,125)	\$ (3,262,202)	\$ (3,137,933)	\$ (33,385)

Note (1): The City intends to fund aggregate capital costs (all Annexation Areas) with debt(s) issued from annexation revenue (no new taxes)

Note (2): Net revenue in areas 1A, 1B, 1C, 3, 4, and 5 will be placed in an impoundment fund(s)

Revenues Over Minimal Costs with 5 Year DS	Pay Year 1	Pay Year 2	Pay Year 3	Pay Year 4
Total Revenues	\$ 3,405,252	\$ 4,003,291	\$ 4,226,999	\$ 4,388,388
Less: Non Capital Costs	\$ 2,576,277	\$ 2,703,610	\$ 2,758,397	\$ 2,841,120
Less: Capital Costs	\$ -	\$ 1,759,328	\$ 1,759,328	\$ 1,759,328
Equals: Revenue Over/(Under Costs)	\$ 828,975	\$ (459,647)	\$ (290,725)	\$ (212,060)
Less: Impoundment Fund(s) Deposits	\$ -	\$ -	\$ 78,603	\$ -
Equals: Net Revenue	\$ 828,975	\$ (459,647)	\$ (369,328)	\$ (212,060)

Revenues Over Minimal Costs with 10 Year DS	Pay Year 1	Pay Year 2	Pay Year 3	Pay Year 4
Total Revenues	\$ 3,405,252	\$ 4,003,291	\$ 4,226,999	\$ 4,388,388
Less: Non Capital Costs	\$ 2,576,277	\$ 2,703,610	\$ 2,758,397	\$ 2,841,120
Less: Capital Costs	\$ -	\$ 935,057	\$ 935,057	\$ 935,057
Equals: Revenue Over/(Under Costs)	\$ 828,975	\$ 364,624	\$ 533,546	\$ 612,211
Less: Impoundment Fund(s) Deposits	\$ 828,975	\$ 364,624	\$ 533,546	\$ -
Equals: Net Revenue	\$ -	\$ -	\$ -	\$ 612,211

City of Bloomington - Annexation

Revenues Over Costs

All Departments Combined - Area 1A: South-West Bloomington Annexation Area

September 10, 2021

Net unallocated revenue through the first three (3) years will be placed in an impoundment fund(s)
Impoundment funds will be used to enhance services to the respective area

Revenues Over Maximum Costs with 5 Year DS	Pay Year 1	Pay Year 2	Pay Year 3	Pay Year 4
Total Revenues	\$ 3,405,252	\$ 4,003,291	\$ 4,226,999	\$ 4,388,388
Less: Non Capital Costs	\$ 3,292,103	\$ 3,415,446	\$ 3,491,541	\$ 3,596,212
Less: Capital Costs	\$ -	\$ 2,669,857	\$ 2,669,857	\$ 2,669,857
Equals: Revenue Over/(Under Costs)	\$ 113,149	\$ (2,082,013)	\$ (1,934,399)	\$ (1,877,682)
Less: Impoundment Fund(s) Deposits	\$ -	\$ -	\$ -	\$ -
Equals: Net Revenue	\$ 113,149	\$ (2,082,013)	\$ (1,934,399)	\$ (1,877,682)

Revenues Over Maximum Costs with 10 Year DS	Pay Year 1	Pay Year 2	Pay Year 3	Pay Year 4
Total Revenues	\$ 3,405,252	\$ 4,003,291	\$ 4,226,999	\$ 4,388,388
Less: Non Capital Costs	\$ 3,292,103	\$ 3,415,446	\$ 3,491,541	\$ 3,596,212
Less: Capital Costs	\$ -	\$ 1,418,990	\$ 1,418,990	\$ 1,418,990
Equals: Revenue Over/(Under Costs)	\$ 113,149	\$ (831,145)	\$ (683,532)	\$ (626,814)
Less: Impoundment Fund(s) Deposits	\$ -	\$ -	\$ -	\$ -
Equals: Net Revenue	\$ 113,149	\$ (831,145)	\$ (683,532)	\$ (626,814)

Revenues Over Maximum Costs with 20 Year DS	Pay Year 1	Pay Year 2	Pay Year 3	Pay Year 4
Total Revenues	\$ 3,405,252	\$ 4,003,291	\$ 4,226,999	\$ 4,388,388
Less: Non Capital Costs	\$ 3,292,103	\$ 3,415,446	\$ 3,491,541	\$ 3,596,212
Less: Capital Costs	\$ -	\$ 807,198	\$ 807,198	\$ 807,198
Equals: Revenue Over/(Under Costs)	\$ 113,149	\$ (219,353)	\$ (71,740)	\$ (15,022)
Less: Impoundment Fund(s) Deposits	\$ -	\$ -	\$ -	\$ -
Equals: Net Revenue	\$ 113,149	\$ (219,353)	\$ (71,740)	\$ (15,022)

City of Bloomington - Annexation

Projected Non-Capital & Capital Expenses

All Departments Combined - Area 1A: South-West Bloomington Annexation Area

September 10, 2021

Expense Items	Year 1		Year 2		Year 3		Year 4	
	Minimum Costs	Maximum Costs	Minimum Costs	Maximum Costs	Minimum Costs	Maximum Costs	Minimum Costs	Maximum Costs
Total Non Capital Expenses	\$ 2,576,277	\$ 3,292,103	\$ 2,703,610	\$ 3,415,446	\$ 2,758,397	\$ 3,491,541	\$ 2,841,120	\$ 3,596,212
Total Capital Expenses	\$ 2,451,103	\$ 3,828,274	\$ 2,471,451	\$ 3,850,046	\$ 2,492,409	\$ 3,873,391	\$ 741,156	\$ 825,561
Total Non Cap/Capital Exp	\$ 5,027,380	\$ 7,120,377	\$ 5,175,061	\$ 7,265,492	\$ 5,250,806	\$ 7,364,932	\$ 3,582,276	\$ 4,421,773

City of Bloomington

Sources & Uses

September 10, 2021

Minimum Capital Costs - 5 Year Bond

Sources

Bond Proceeds	\$ 8,239,110
Total Sources	\$ 8,239,110

Uses

Capital Projects	\$ 8,156,120
Issuance Costs	\$ 138,654
Misc.	\$ 36,790
Capitalized Interest	\$ -
Total Uses	\$ 8,331,564

Interest Rate	2.0%
Payback Period (in Years)	5

PRELIMINARY AMORTIZATION SCHEDULE

PERIOD	PAYMENT	INTEREST	PRINCIPAL	BALANCE
1	\$ 879,663.79	\$ 82,391.10	\$ 787,511.27	\$ 7,451,598.98
2	\$ 879,663.79	\$ 74,515.99	\$ 795,386.38	\$ 6,656,212.60
3	\$ 879,663.79	\$ 66,562.13	\$ 803,340.24	\$ 5,852,872.36
4	\$ 879,663.79	\$ 58,528.72	\$ 811,373.65	\$ 5,041,498.71
5	\$ 879,663.79	\$ 50,414.99	\$ 819,487.38	\$ 4,222,011.33
6	\$ 879,663.79	\$ 42,220.11	\$ 827,682.26	\$ 3,394,329.08
7	\$ 879,663.79	\$ 33,943.29	\$ 835,959.08	\$ 2,558,370.00
8	\$ 879,663.79	\$ 25,583.70	\$ 844,318.67	\$ 1,714,051.33
9	\$ 879,663.79	\$ 17,140.51	\$ 852,761.86	\$ 861,289.47
10	\$ 879,663.79	\$ 8,612.89	\$ 861,289.47	\$ -

Note: Assumes two (2) payments per year (ex: 1st year would include PERIOD 1 and 2)

Note: Assumes payments will begin in 1st Pay Year (Year 2 of Annexation)

Note: All estimates shown are preliminary (actual results may vary and may be material)

City of Bloomington

Sources & Uses

September 10, 2021

Maximum Capital Costs - 5 Year Bond

Sources

Bond Proceeds	\$ 12,503,214
Total Sources	\$ 12,503,214

Uses

Capital Projects	\$ 12,377,272
Issuance Costs	\$ 210,414
Misc.	\$ 55,830
Capitalized Interest	\$ -
Total Uses	\$ 12,643,516

Interest Rate	2.0%
Payback Period (in Years)	5

PRELIMINARY AMORTIZATION SCHEDULE

PERIOD	PAYMENT	INTEREST	PRINCIPAL	BALANCE
1	\$ 1,334,928.66	\$ 125,032.14	\$ 1,195,083.13	\$ 11,308,130.56
2	\$ 1,334,928.66	\$ 113,081.31	\$ 1,207,033.96	\$ 10,101,096.60
3	\$ 1,334,928.66	\$ 101,010.97	\$ 1,219,104.30	\$ 8,881,992.30
4	\$ 1,334,928.66	\$ 88,819.92	\$ 1,231,295.34	\$ 7,650,696.96
5	\$ 1,334,928.66	\$ 76,506.97	\$ 1,243,608.29	\$ 6,407,088.66
6	\$ 1,334,928.66	\$ 64,070.89	\$ 1,256,044.38	\$ 5,151,044.29
7	\$ 1,334,928.66	\$ 51,510.44	\$ 1,268,604.82	\$ 3,882,439.46
8	\$ 1,334,928.66	\$ 38,824.39	\$ 1,281,290.87	\$ 2,601,148.59
9	\$ 1,334,928.66	\$ 26,011.49	\$ 1,294,103.78	\$ 1,307,044.82
10	\$ 1,334,928.66	\$ 13,070.45	\$ 1,307,044.82	\$ -

Note: Assumes two (2) payments per year (ex: 1st year would include PERIOD 1 and 2)

Note: Assumes payments will begin in 1st Pay Year (Year 2 of Annexation)

Note: All estimates shown are preliminary (actual results may vary and may be material)

City of Bloomington

Sources & Uses

September 10, 2021

Minimum Capital Costs - 10 Year Bond

Sources

Bond Proceeds	\$ 8,239,110
Total Sources	\$ 8,239,110

Uses

Capital Projects	\$ 8,156,120
Issuance Costs	\$ 138,654
Misc.	\$ 36,790
Capitalized Interest	\$ -
Total Uses	\$ 8,331,564

Interest Rate 2.25%
Payback Period (in Years) 10

PRELIMINARY AMORTIZATION SCHEDULE

PERIOD	PAYMENT	INTEREST	PRINCIPAL	BALANCE
1	\$ 467,528.28	\$ 92,689.99	\$ 369,650.24	\$ 7,869,460.01
2	\$ 467,528.28	\$ 88,531.43	\$ 373,808.81	\$ 7,495,651.20
3	\$ 467,528.28	\$ 84,326.08	\$ 378,014.15	\$ 7,117,637.05
4	\$ 467,528.28	\$ 80,073.42	\$ 382,266.81	\$ 6,735,370.23
5	\$ 467,528.28	\$ 75,772.92	\$ 386,567.32	\$ 6,348,802.92
6	\$ 467,528.28	\$ 71,424.03	\$ 390,916.20	\$ 5,957,886.72
7	\$ 467,528.28	\$ 67,026.23	\$ 395,314.00	\$ 5,562,572.71
8	\$ 467,528.28	\$ 62,578.94	\$ 399,761.29	\$ 5,162,811.43
9	\$ 467,528.28	\$ 58,081.63	\$ 404,258.60	\$ 4,758,552.83
10	\$ 467,528.28	\$ 53,533.72	\$ 408,806.51	\$ 4,349,746.31
11	\$ 467,528.28	\$ 48,934.65	\$ 413,405.58	\$ 3,936,340.73
12	\$ 467,528.28	\$ 44,283.83	\$ 418,056.40	\$ 3,518,284.33
13	\$ 467,528.28	\$ 39,580.70	\$ 422,759.53	\$ 3,095,524.80
14	\$ 467,528.28	\$ 34,824.65	\$ 427,515.58	\$ 2,668,009.22
15	\$ 467,528.28	\$ 30,015.10	\$ 432,325.13	\$ 2,235,684.10
16	\$ 467,528.28	\$ 25,151.45	\$ 437,188.78	\$ 1,798,495.31
17	\$ 467,528.28	\$ 20,233.07	\$ 442,107.16	\$ 1,356,388.15
18	\$ 467,528.28	\$ 15,259.37	\$ 447,080.86	\$ 909,307.29
19	\$ 467,528.28	\$ 10,229.71	\$ 452,110.52	\$ 457,196.77
20	\$ 467,528.28	\$ 5,143.46	\$ 457,196.77	\$ 0.00

Note: Assumes two (2) payments per year (ex: 1st year would include PERIOD 1 and 2)

Note: Assumes payments will begin in 1st Pay Year (Year 2 of Annexation)

Note: All estimates shown are preliminary (actual results may vary and may be material)

City of Bloomington

Sources & Uses

September 10, 2021

Maximum Capital Costs - 10 Year Bond

Sources

Bond Proceeds	\$ 12,503,214
Total Sources	\$ 12,503,214

Uses

Capital Projects	\$ 12,377,272
Issuance Costs	\$ 210,414
Misc.	\$ 55,830
Capitalized Interest	\$ -
Total Uses	\$ 12,643,516

Interest Rate 2.25%
Payback Period (in Years) 10

PRELIMINARY AMORTIZATION SCHEDULE

PERIOD	PAYMENT	INTEREST	PRINCIPAL	BALANCE
1	\$ 709,494.82	\$ 140,661.15	\$ 560,960.57	\$ 11,942,253.12
2	\$ 709,494.82	\$ 134,350.35	\$ 567,271.37	\$ 11,374,981.75
3	\$ 709,494.82	\$ 127,968.54	\$ 573,653.17	\$ 10,801,328.57
4	\$ 709,494.82	\$ 121,514.95	\$ 580,106.77	\$ 10,221,221.80
5	\$ 709,494.82	\$ 114,988.75	\$ 586,632.97	\$ 9,634,588.82
6	\$ 709,494.82	\$ 108,389.12	\$ 593,232.59	\$ 9,041,356.23
7	\$ 709,494.82	\$ 101,715.26	\$ 599,906.46	\$ 8,441,449.77
8	\$ 709,494.82	\$ 94,966.31	\$ 606,655.41	\$ 7,834,794.36
9	\$ 709,494.82	\$ 88,141.44	\$ 613,480.28	\$ 7,221,314.08
10	\$ 709,494.82	\$ 81,239.78	\$ 620,381.94	\$ 6,600,932.14
11	\$ 709,494.82	\$ 74,260.49	\$ 627,361.23	\$ 5,973,570.91
12	\$ 709,494.82	\$ 67,202.67	\$ 634,419.05	\$ 5,339,151.86
13	\$ 709,494.82	\$ 60,065.46	\$ 641,556.26	\$ 4,697,595.60
14	\$ 709,494.82	\$ 52,847.95	\$ 648,773.77	\$ 4,048,821.83
15	\$ 709,494.82	\$ 45,549.25	\$ 656,072.47	\$ 3,392,749.36
16	\$ 709,494.82	\$ 38,168.43	\$ 663,453.29	\$ 2,729,296.07
17	\$ 709,494.82	\$ 30,704.58	\$ 670,917.14	\$ 2,058,378.93
18	\$ 709,494.82	\$ 23,156.76	\$ 678,464.96	\$ 1,379,913.97
19	\$ 709,494.82	\$ 15,524.03	\$ 686,097.69	\$ 693,816.29
20	\$ 709,494.82	\$ 7,805.43	\$ 693,816.29	\$ -

Note: Assumes two (2) payments per year (ex: 1st year would include PERIOD 1 and 2)

Note: Assumes payments will begin in 1st Pay Year (Year 2 of Annexation)

Note: All estimates shown are preliminary (actual results may vary and may be material)

Maximum Capital Costs - 20 Year Bond

Sources

Bond Proceeds	\$ 12,503,214
Total Sources	\$ 12,503,214

Uses

Capital Projects	\$ 12,377,272
Issuance Costs	\$ 210,414
Misc.	\$ 55,830
Capitalized Interest	\$ -

Total Uses	1264351583.4%
Interest Rate	2.5%
Payback Period (in Years)	20

PRELIMINARY AMORTIZATION SCHEDULE

PERIOD	PAYMENT	INTEREST	PRINCIPAL	BALANCE
1	\$ 403,598.90	\$ 156,290.17	\$ 242,830.09	\$ 12,260,383.59
2	\$ 403,598.90	\$ 153,254.79	\$ 245,865.46	\$ 12,014,518.13
3	\$ 403,598.90	\$ 150,181.48	\$ 248,938.78	\$ 11,765,579.35
4	\$ 403,598.90	\$ 147,069.74	\$ 252,050.52	\$ 11,513,528.83
5	\$ 403,598.90	\$ 143,919.11	\$ 255,201.15	\$ 11,258,327.68
6	\$ 403,598.90	\$ 140,729.10	\$ 258,391.16	\$ 10,999,936.52
7	\$ 403,598.90	\$ 137,499.21	\$ 261,621.05	\$ 10,738,315.47
8	\$ 403,598.90	\$ 134,228.94	\$ 264,891.32	\$ 10,473,424.15
9	\$ 403,598.90	\$ 130,917.80	\$ 268,202.46	\$ 10,205,221.69
10	\$ 403,598.90	\$ 127,565.27	\$ 271,554.99	\$ 9,933,666.70
11	\$ 403,598.90	\$ 124,170.83	\$ 274,949.43	\$ 9,658,717.28
12	\$ 403,598.90	\$ 120,733.97	\$ 278,386.29	\$ 9,380,330.99
13	\$ 403,598.90	\$ 117,254.14	\$ 281,866.12	\$ 9,098,464.86
14	\$ 403,598.90	\$ 113,730.81	\$ 285,389.45	\$ 8,813,075.42
15	\$ 403,598.90	\$ 110,163.44	\$ 288,956.82	\$ 8,524,118.60
16	\$ 403,598.90	\$ 106,551.48	\$ 292,568.78	\$ 8,231,549.82
17	\$ 403,598.90	\$ 102,894.37	\$ 296,225.89	\$ 7,935,323.94
18	\$ 403,598.90	\$ 99,191.55	\$ 299,928.71	\$ 7,635,395.23
19	\$ 403,598.90	\$ 95,442.44	\$ 303,677.82	\$ 7,331,717.41
20	\$ 403,598.90	\$ 91,646.47	\$ 307,473.79	\$ 7,024,243.62
21	\$ 403,598.90	\$ 87,803.05	\$ 311,317.21	\$ 6,712,926.40
22	\$ 403,598.90	\$ 83,911.58	\$ 315,208.68	\$ 6,397,717.72
23	\$ 403,598.90	\$ 79,971.47	\$ 319,148.79	\$ 6,078,568.94
24	\$ 403,598.90	\$ 75,982.11	\$ 323,138.15	\$ 5,755,430.79
25	\$ 403,598.90	\$ 71,942.88	\$ 327,177.37	\$ 5,428,253.41
26	\$ 403,598.90	\$ 67,853.17	\$ 331,267.09	\$ 5,096,986.32
27	\$ 403,598.90	\$ 63,712.33	\$ 335,407.93	\$ 4,761,578.39
28	\$ 403,598.90	\$ 59,519.73	\$ 339,600.53	\$ 4,421,977.86
29	\$ 403,598.90	\$ 55,274.72	\$ 343,845.54	\$ 4,078,132.33
30	\$ 403,598.90	\$ 50,976.65	\$ 348,143.61	\$ 3,729,988.72
31	\$ 403,598.90	\$ 46,624.86	\$ 352,495.40	\$ 3,377,493.32
32	\$ 403,598.90	\$ 42,218.67	\$ 356,901.59	\$ 3,020,591.73
33	\$ 403,598.90	\$ 37,757.40	\$ 361,362.86	\$ 2,659,228.87
34	\$ 403,598.90	\$ 33,240.36	\$ 365,879.90	\$ 2,293,348.97
35	\$ 403,598.90	\$ 28,666.86	\$ 370,453.40	\$ 1,922,895.57
36	\$ 403,598.90	\$ 24,036.19	\$ 375,084.06	\$ 1,547,811.51
37	\$ 403,598.90	\$ 19,347.64	\$ 379,772.62	\$ 1,168,038.89
38	\$ 403,598.90	\$ 14,600.49	\$ 384,519.77	\$ 783,519.12
39	\$ 403,598.90	\$ 9,793.99	\$ 389,326.27	\$ 394,192.85
40	403598.9022	4927.410607	394192.8485	\$ -

Note: Assumes two (2) payments per year (ex: 1st year would include PERIOD 1 and 2)

Note: Assumes payments will begin in 1st Pay Year (Year 2 of Annexation)

Note: All estimates shown are preliminary (actual results may vary and may be material)

City of Bloomington - Annexation

Projected Non-Capital & Capital Expenses
City Clerk Department - **Area 1A: South-West Bloomington Annexation Area**
September 10, 2021

IF ONLY AREA 1A IS ANNEXED

Expense Items	Year 1				Year 2				Year 3				Year 4			
	Number	Minimum Costs	Number	Maximum Costs	Number	Minimum Costs	Number	Maximum Costs	Number	Minimum Costs	Number	Maximum Costs	Number	Minimum Costs	Number	Maximum Costs
Non Capital Expenses																
Total Non Capital Expenses		\$ -		\$ -		\$ -		\$ -		\$ -		\$ -		\$ -		\$ -
Capital Expenses																
Total Capital Expenses		\$ -		\$ -		\$ -		\$ -		\$ -		\$ -		\$ -		\$ -
Total Non Cap/Capital Exp		\$ -		\$ -		\$ -		\$ -		\$ -		\$ -		\$ -		\$ -

IF ONLY AREA 1A IS ANNEXED																
Expense Items	Year 1				Year 2				Year 3				Year 4			
	Number	Minimum Costs	Number	Maximum Costs	Number	Minimum Costs	Number	Maximum Costs	Number	Minimum Costs	Number	Maximum Costs	Number	Minimum Costs	Number	Maximum Costs
Non Capital Expenses																
New Employees	0.34	\$ 20,422	0.34	\$ 20,422	0.34	\$ 21,035	0.34	\$ 21,035	0.34	\$ 21,666	0.34	\$ 21,666	0.34	\$ 22,316	0.34	\$ 22,316
Marketing	0.34	\$ 2,723	0.34	\$ 2,723	0.34	\$ 2,805	0.34	\$ 2,805	0.34	\$ 2,889	0.34	\$ 2,889	0.34	\$ 2,975	0.34	\$ 2,975
New Program Development	0.34	\$ 8,509	0.34	\$ 8,509	0.34	\$ 8,765	0.34	\$ 8,765	0.34	\$ 9,027	0.34	\$ 9,027	0.34	\$ 9,298	0.34	\$ 9,298
Total Non Capital Expenses		\$ 31,654		\$ 31,654		\$ 32,604		\$ 32,604		\$ 33,582		\$ 33,582		\$ 34,590		\$ 34,590
Capital Expenses																
Total Capital Expenses		\$ -		\$ -		\$ -		\$ -		\$ -		\$ -		\$ -		\$ -
Total Non Cap/Capital Exp																
		\$ 31,654		\$ 31,654		\$ 32,604		\$ 32,604		\$ 33,582		\$ 33,582		\$ 34,590		\$ 34,590

Note (1): Years 2, 3, and 4 assume a 3% increase due to cost of inflation.

City of Bloomington - Annexation

Projected Non-Capital & Capital Expenses
Controller Department - Area 1A: South-West Bloomington Annexation Area

September 10, 2021

IF ONLY AREA 1A IS ANNEXED

Expense Items	Year 1				Year 2				Year 3				Year 4			
	Number	Minimum Costs	Number	Maximum Costs	Number	Minimum Costs	Number	Maximum Costs	Number	Minimum Costs	Number	Maximum Costs	Number	Minimum Costs	Number	Maximum Costs
Non Capital Expenses																
New Employees			0.37	\$ 30,365			0.37	\$ 31,276			0.37	\$ 32,214			0.37	\$ 33,181
Supplies			0.37	\$ 405			0.37	\$ 417			0.37	\$ 430			0.37	\$ 443
Total Non Capital Expenses		\$ -	\$ -	\$ 30,770		\$ -	\$ 31,693		\$ -	\$ 32,644		\$ -	\$ 33,623		\$ -	\$ 33,623
Capital Expenses																
Total Capital Expenses		\$ -	\$ -	\$ -		\$ -	\$ -		\$ -	\$ -		\$ -	\$ -		\$ -	\$ -
Total Non Cap/Capital Exp		\$ -	\$ 30,770		\$ -	\$ 31,693		\$ -	\$ 32,644		\$ -	\$ 33,623		\$ -	\$ 33,623	

Note (1): Years 2, 3, and 4 assume a 3% increase due to cost of inflation.

City of Bloomington - Annexation

Projected Non-Capital & Capital Expenses
Council Department - Area 1A: South-West Bloomington Annexation Area
September 10, 2021

IF ONLY AREA 1A IS ANNEXED

Expense Items	Year 1				Year 2				Year 3				Year 4			
	Number	Minimum Costs	Number	Maximum Costs	Number	Minimum Costs	Number	Maximum Costs	Number	Minimum Costs	Number	Maximum Costs	Number	Minimum Costs	Number	Maximum Costs
Non Capital Expenses																
Total Non Capital Expenses		\$ -		\$ -		\$ -		\$ -		\$ -		\$ -		\$ -		\$ -
Capital Expenses																
Total Capital Expenses		\$ -		\$ -		\$ -		\$ -		\$ -		\$ -		\$ -		\$ -
Total Non Cap/Capital Exp		\$ -		\$ -		\$ -		\$ -		\$ -		\$ -		\$ -		\$ -

IF ONLY AREA 1A IS ANNEXED

Expense Items	Year 1				Year 2				Year 3				Year 4			
	Number	Minimum Costs	Number	Maximum Costs	Number	Minimum Costs	Number	Maximum Costs	Number	Minimum Costs	Number	Maximum Costs	Number	Minimum Costs	Number	Maximum Costs
Non Capital Expenses																
Labor Support \$160k - \$75k x 2 Years	0.34	\$ 25,528	0.34	\$ 25,528	0.34	\$ 25,528	0.34	\$ 25,528		\$ -		\$ -		\$ -		\$ -
Total Non Capital Expenses		\$ 25,528		\$ 25,528		\$ 25,528		\$ 25,528		\$ -		\$ -		\$ -		\$ -
Capital Expenses																
Total Capital Expenses		\$ -		\$ -		\$ -		\$ -		\$ -		\$ -		\$ -		\$ -
Total Non Cap/Capital Exp		\$ 25,528		\$ 25,528		\$ 25,528		\$ 25,528		\$ -		\$ -		\$ -		\$ -

Note (1): Non capital expenses for Years 2, 3, and 4 assume a 3% increase due to cost of inflation.

City of Bloomington - Annexation

Projected Non-Capital & Capital Expenses

Engineering Department - Area 1A: South-West Bloomington Annexation Area

September 10, 2021

IF ONLY AREA 1A IS ANNEXED

Expense Items	Year 1				Year 2				Year 3				Year 4			
	Number	Minimum Costs	Number	Maximum Costs	Number	Minimum Costs	Number	Maximum Costs	Number	Minimum Costs	Number	Maximum Costs	Number	Minimum Costs	Number	Maximum Costs
Non Capital Expenses																
New Project Manager	0.32	\$ 17,019	0.34	\$ 18,380	0.32	\$ 17,529	0.34	\$ 18,931	0.32	\$ 18,055	0.34	\$ 19,499	0.32	\$ 18,597	0.34	\$ 20,084
New Engineering Field Specialist	0.31	\$ 16,338	0.34	\$ 17,699	0.31	\$ 16,828	0.34	\$ 18,230	0.31	\$ 17,333	0.34	\$ 18,777	0.31	\$ 17,853	0.34	\$ 19,340
Supplies	0.34	\$ 2,212	0.34	\$ 2,212	0.34	\$ 2,279	0.34	\$ 2,279	0.34	\$ 2,347	0.34	\$ 2,347	0.34	\$ 2,418	0.34	\$ 2,418
Travel, Dues & Instructions	0.34	\$ 511	0.34	\$ 511	0.34	\$ 526	0.34	\$ 526	0.34	\$ 542	0.34	\$ 542	0.34	\$ 558	0.34	\$ 558
Total Non Capital Expenses		\$ 36,079		\$ 38,802		\$ 37,162		\$ 39,966		\$ 38,277		\$ 41,165		\$ 39,425		\$ 42,400
Capital Expenses																
Trucks	0.45	\$ 11,346	0.45	\$ 11,346	0.45	\$ 11,346	0.45	\$ 11,346	0.45	\$ 11,346	0.45	\$ 11,346	0.00	\$ -	0.00	\$ -
Phones/Tablets	0.45	\$ 227	0.45	\$ 227	0.45	\$ 227	0.45	\$ 227	0.45	\$ 227	0.45	\$ 227	0.00	\$ -	0.00	\$ -
Work Space Expansion	0.23	\$ 11,346	0.45	\$ 22,691	0.23	\$ 11,346	0.45	\$ 22,691	0.23	\$ 11,346	0.45	\$ 22,691	0.00	\$ -	0.00	\$ -
Engineering Projects	0.11	\$ 192,877	0.11	\$ 192,877	0.11	\$ 192,877	0.11	\$ 192,877	0.11	\$ 192,877	0.11	\$ 192,877	0.00	\$ -	0.00	\$ -
Total Capital Expenses		\$ 215,795		\$ 227,141		\$ 215,795		\$ 227,141		\$ 215,795		\$ 227,141		\$ -		\$ -
Total Non Cap/Capital Exp		\$ 251,874		\$ 265,943		\$ 252,957		\$ 267,107		\$ 254,071		\$ 268,306		\$ 39,425		\$ 42,400

Note (1): Non capital expenses for Years 2, 3, and 4 assume a 3% increase due to cost of inflation.

City of Bloomington - Annexation

Projected Non-Capital & Capital Expenses

Fire Department - **Area 1A: South-West Bloomington Annexation Area**

September 10, 2021

IF ONLY AREA 1A IS ANNEXED

Expense Items	Year 1				Year 2				Year 3				Year 4			
	Number	Minimum Costs	Number	Maximum Costs	Number	Minimum Costs	Number	Maximum Costs	Number	Minimum Costs	Number	Maximum Costs	Number	Minimum Costs	Number	Maximum Costs
Non Capital Expenses																
Captains	1.56	\$ 95,539	1.56	\$ 95,539	1.56	\$ 98,405	1.56	\$ 98,405	1.56	\$ 101,357	1.56	\$ 101,357	1.56	\$ 104,398	1.56	\$ 104,398
Chauffeurs	1.56	\$ 88,753	1.56	\$ 88,753	1.56	\$ 91,415	1.56	\$ 91,415	1.56	\$ 94,158	1.56	\$ 94,158	1.56	\$ 96,982	1.56	\$ 96,982
Firefighters	4.69	\$ 256,134	4.69	\$ 256,134	4.69	\$ 263,818	4.69	\$ 263,818	4.69	\$ 271,733	4.69	\$ 271,733	4.69	\$ 279,885	4.69	\$ 279,885
Deputy Fire Marshal	0.52	\$ 42,779	0.52	\$ 42,779	0.52	\$ 44,062	0.52	\$ 44,062	0.52	\$ 45,384	0.52	\$ 45,384	0.52	\$ 46,746	0.52	\$ 46,746
Apparatus Operating Maintenance	0.52	\$ 20,840	0.52	\$ 26,050	0.52	\$ 21,465	0.52	\$ 26,831	0.52	\$ 22,109	0.52	\$ 27,636	0.52	\$ 22,772	0.52	\$ 28,465
Fire Station Annual Maintenance	0.52	\$ 5,210	0.52	\$ 7,815	0.52	\$ 5,366	0.52	\$ 8,049	0.52	\$ 5,527	0.52	\$ 8,291	0.52	\$ 5,693	0.52	\$ 8,540
Total Non Capital Expenses		\$ 509,255		\$ 517,070		\$ 524,533		\$ 532,582		\$ 540,269		\$ 548,559		\$ 556,477		\$ 565,016
Capital Expenses																
Station Upgrade	0.17	\$ 43,416	0.17	\$ 86,833	0.17	\$ 43,416	0.17	\$ 86,833	0.17	\$ 43,416	0.17	\$ 86,833	0.00	\$ -	0.00	\$ -
Fire Engine Pumper	0.17	\$ 99,857	0.17	\$ 108,541	0.17	\$ 99,857	0.17	\$ 108,541	0.17	\$ 99,857	0.17	\$ 108,541	0.00	\$ -	0.00	\$ -
SCBA Inventory	1.04	\$ 5,210	1.04	\$ 5,210	1.04	\$ 5,210	1.04	\$ 5,210	1.04	\$ 5,210	1.04	\$ 5,210	0.00	\$ -	0.00	\$ -
Personal Protective Equipment	2.78	\$ 19,451	2.78	\$ 19,451	2.78	\$ 19,451	2.78	\$ 19,451	2.78	\$ 19,451	2.78	\$ 19,451	0.00	\$ -	0.00	\$ -
Office Reconfiguration/Furniture	0.17	\$ 5,210	0.17	\$ 17,367	0.17	\$ 5,210	0.17	\$ 17,367	0.17	\$ 5,210	0.17	\$ 17,367	0.00	\$ -	0.00	\$ -
Communication Equipment	0.17	\$ 6,078	0.17	\$ 10,420	0.17	\$ 6,078	0.17	\$ 10,420	0.17	\$ 6,078	0.17	\$ 10,420	0.00	\$ -	0.00	\$ -
Total Capital Expenses		\$ 179,222		\$ 247,820		\$ 179,222		\$ 247,820		\$ 179,222		\$ 247,820		\$ -		\$ -
Total Non Cap/Capital Exp		\$ 688,477		\$ 764,890		\$ 703,755		\$ 780,402		\$ 719,491		\$ 796,380		\$ 556,477		\$ 565,016

Note (1): Based on supplying fire protection to Richland and Salt Creek Townships.

City of Bloomington - Annexation

Projected Non-Capital & Capital Expenses

HAND Department - **Area 1A: South-West Bloomington Annexation Area**

September 10, 2021

IF ONLY AREA 1A IS ANNEXED

Expense Items	Year 1				Year 2				Year 3				Year 4			
	Number	Minimum Costs	Number	Maximum Costs	Number	Minimum Costs	Number	Maximum Costs	Number	Minimum Costs	Number	Maximum Costs	Number	Minimum Costs	Number	Maximum Costs
Non Capital Expenses																
Neighborhood Compliance Officer (NCO)	1	\$ 103,376	1	\$ 103,376	1	\$ 106,477	1	\$ 106,477	1	\$ 109,672	1	\$ 109,672	1	\$ 112,962	1	\$ 112,962
Administrative Assistant	0.34	\$ 11,663	0.68	\$ 23,327	0.34	\$ 12,013	0.68	\$ 24,027	0.34	\$ 12,374	0.68	\$ 24,748	0.34	\$ 12,745	0.68	\$ 25,490
Supplies/Other	0.34	\$ 1,021	0.34	\$ 1,702	0.34	\$ 1,052	0.34	\$ 1,753	0.34	\$ 1,083	0.34	\$ 1,805	0.34	\$ 1,116	0.34	\$ 1,860
NCO Inspection Tools	1	\$ 100	1	\$ 100												
Total Non Capital Expenses		\$ 116,161		\$ 128,505		\$ 119,542		\$ 132,257		\$ 123,129		\$ 136,225		\$ 126,823		\$ 140,311
Capital Expenses																
NCO Vehicles	0.33	\$ 11,422	0.33	\$ 11,422	0.33	\$ 11,422	0.33	\$ 11,422	0.33	\$ 11,422	0.33	\$ 11,422	0.00	\$ -	0.00	\$ -
NCO Technology	0.33	\$ 583	0.33	\$ 583	0.33	\$ 583	0.33	\$ 583	0.33	\$ 583	0.33	\$ 583	0.00	\$ -	0.00	\$ -
Total Capital Expenses		\$ 12,006		\$ 12,006		\$ 12,006		\$ 12,006		\$ 12,006		\$ 12,006		\$ -		\$ -
Total Non Cap/Capital Exp		\$ 128,166		\$ 140,510		\$ 131,548		\$ 144,263		\$ 135,134		\$ 148,230		\$ 126,823		\$ 140,311

Note (1): Non capital expenses for Years 2, 3, and 4 assume a 3% increase due to cost of inflation.

City of Bloomington - Annexation

Projected Non-Capital & Capital Expenses
Human Resources Department - Area 1A: South-West Bloomington Annexation Area
September 10, 2021

IF ONLY AREA 1A IS ANNEXED

Expense Items	Year 1				Year 2				Year 3				Year 4			
	Number	Minimum Costs	Number	Maximum Costs	Number	Minimum Costs	Number	Maximum Costs	Number	Minimum Costs	Number	Maximum Costs	Number	Minimum Costs	Number	Maximum Costs
Non Capital Expenses																
Special Project Manager	0.36	\$ 29,654	0.36	\$ 29,654	0.36	\$ 30,544	0.36	\$ 30,544	0.36	\$ 31,460	0.36	\$ 31,460	0.36	\$ 32,404	0.36	\$ 32,404
Administrative Assistant	0.36	\$ 15,189	0.36	\$ 15,189	0.36	\$ 15,644	0.36	\$ 15,644	0.36	\$ 16,114	0.36	\$ 16,114	0.36	\$ 16,597	0.36	\$ 16,597
Training/Professional Dues	0.36	\$ 286	0.36	\$ 286	0.36	\$ 294	0.36	\$ 294	0.36	\$ 303	0.36	\$ 303	0.36	\$ 312	0.36	\$ 312
Supplies	0.36	\$ 181	0.36	\$ 181	0.36	\$ 186	0.36	\$ 186	0.36	\$ 192	0.36	\$ 192	0.36	\$ 198	0.36	\$ 198
Total Non Capital Expenses		\$ 45,309		\$ 45,309		\$ 46,669		\$ 46,669		\$ 48,069		\$ 48,069		\$ 49,511		\$ 49,511
Capital Expenses																
Computer/Office Equip	0.12	\$ 301	0.12	\$ 603	0.12	\$ 301	0.12	\$ 603	0.12	\$ 301	0.12	\$ 603	0.00	\$ -	0.00	\$ -
Total Capital Expenses		\$ 301		\$ 603		\$ 301		\$ 603		\$ 301		\$ 603		\$ -		\$ -
Total Non Cap/Capital Exp		\$ 45,611		\$ 45,912		\$ 46,970		\$ 47,271		\$ 48,370		\$ 48,671		\$ 49,511		\$ 49,511

Note (1): Non capital expenses for Years 2, 3, and 4 assume a 3% increase due to cost of inflation.

City of Bloomington - Annexation

Projected Non-Capital & Capital Expenses

ITS Department - **Area 1A: South-West Bloomington Annexation Area**

September 10, 2021

IF ONLY AREA 1A IS ANNEXED

Expense Items	Year 1				Year 2				Year 3				Year 4			
	Number	Minimum Costs	Number	Maximum Costs	Number	Minimum Costs	Number	Maximum Costs	Number	Minimum Costs	Number	Maximum Costs	Number	Minimum Costs	Number	Maximum Costs
Non Capital Expenses																
Tech Support Specialist	0.17	\$ 11,913	0.34	\$ 23,826	0.17	\$ 24,541	0.34	\$ 24,541	0.17	\$ 25,277	0.34	\$ 25,277	0.17	\$ 26,035	0.34	\$ 26,035
Application Analyst	0.34	\$ 28,932	0.34	\$ 28,932	0.34	\$ 29,799	0.34	\$ 29,799	0.34	\$ 30,693	0.34	\$ 30,693	0.34	\$ 31,614	0.34	\$ 31,614
GIS Specialist	0.17	\$ 12,764	0.34	\$ 25,528	0.17	\$ 26,294	0.34	\$ 26,294	0.17	\$ 27,082	0.34	\$ 27,082	0.17	\$ 27,895	0.34	\$ 27,895
Junior Systems/Network Admin	0	\$ -	0	\$ -	0.34	\$ 25,528	0.34	\$ 25,528	0.35	\$ 26,294	0.35	\$ 26,294	0.36	\$ 27,082	0.36	\$ 27,082
Software Licenses & Maintenance	0.34	\$ 153	0.34	\$ 153	0.34	\$ 150	0.34	\$ 150	0.34	\$ 150	0.34	\$ 150	0.34	\$ 150	0.34	\$ 150
Phone Service	0.34	\$ 306	0.34	\$ 306	0.34	\$ 316	0.34	\$ 316	0.34	\$ 325	0.34	\$ 325	0.34	\$ 335	0.34	\$ 335
New Facility Maintenance	0.34	\$ 1,702	0.34	\$ 1,702	0.34	\$ 1,753	0.34	\$ 1,753	0.34	\$ 1,805	0.34	\$ 1,805	0.34	\$ 1,860	0.34	\$ 1,860
Total Non Capital Expenses		\$ 55,770		\$ 80,447		\$ 108,380		\$ 108,380		\$ 111,627		\$ 111,627		\$ 114,971		\$ 114,971
Capital Expenses																
Hardware (Tech) for Staff	0.11	\$ 227	0.11	\$ 227	0.11	\$ 227	0.11	\$ 227	0.11	\$ 227	0.11	\$ 227	0.00	\$ -	0.00	\$ -
Existing Facility Improvements	0.11	\$ 1,135	0.11	\$ 2,269	0.11	\$ 1,135	0.11	\$ 2,269	0.11	\$ 1,135	0.11	\$ 2,269	0.00	\$ -	0.00	\$ -
New Facility	0.11	\$ 3,404	0.11	\$ 6,807	0.11	\$ 3,404	0.11	\$ 6,807	0.11	\$ 3,404	0.11	\$ 6,807	0.00	\$ -	0.00	\$ -
Total Capital Expenses		\$ 4,765		\$ 9,303		\$ 4,765		\$ 9,303		\$ 4,765		\$ 9,303		\$ -		\$ -
Total Non Cap/Capital Exp		\$ 60,535		\$ 89,750		\$ 113,145		\$ 117,683		\$ 116,392		\$ 120,930		\$ 114,971		\$ 114,971

Note (1): Non capital expenses for Years 2, 3, and 4 assume a 3% increase due to cost of inflation.

City of Bloomington - Annexation

Projected Non-Capital & Capital Expenses
Legal Department - **Area 1A: South-West Bloomington Annexation Area**
September 10, 2021

IF ONLY AREA 1A IS ANNEXED

Expense Items	Year 1				Year 2				Year 3				Year 4			
	Number	Minimum Costs	Number	Maximum Costs	Number	Minimum Costs	Number	Maximum Costs	Number	Minimum Costs	Number	Maximum Costs	Number	Minimum Costs	Number	Maximum Costs
Non Capital Expenses																
		\$ -		\$ -		\$ -		\$ -		\$ -		\$ -		\$ -		\$ -
Total Non Capital Expenses		\$ -		\$ -		\$ -		\$ -		\$ -		\$ -		\$ -		\$ -
Capital Expenses																
Total Capital Expenses		\$ -		\$ -		\$ -		\$ -		\$ -		\$ -		\$ -		\$ -
Total Non Cap/Capital Exp		\$ -		\$ -		\$ -		\$ -		\$ -		\$ -		\$ -		\$ -

Note (1): Non capital expenses for Years 2, 3, and 4 assume a 3% increase due to cost of inflation.

City of Bloomington - Annexation

Projected Non-Capital & Capital Expenses
Mayor Department - **Area 1A: South-West Bloomington Annexation Area**

September 10, 2021

IF ONLY AREA 1A IS ANNEXED

Expense Items	Year 1				Year 2				Year 3				Year 4			
	Number	Minimum Costs	Number	Maximum Costs	Number	Minimum Costs	Number	Maximum Costs	Number	Minimum Costs	Number	Maximum Costs	Number	Minimum Costs	Number	Maximum Costs
Non Capital Expenses																
New Employee	0.34	\$ 51,056	0.34	\$ 51,056	0.34	\$ 52,587	0.34	\$ 52,587	0.34	\$ 54,165	0.34	\$ 54,165	0.34	\$ 55,790	0.34	\$ 55,790
Total Non Capital Expenses		\$ 51,056		\$ 51,056		\$ 52,587		\$ 52,587		\$ 54,165		\$ 54,165		\$ 55,790		\$ 55,790
Capital Expenses																
Total Capital Expenses		\$ -		\$ -		\$ -		\$ -		\$ -		\$ -		\$ -		\$ -
Total Non Cap/Capital Exp		\$ 51,056		\$ 51,056		\$ 52,587		\$ 52,587		\$ 54,165		\$ 54,165		\$ 55,790		\$ 55,790

City of Bloomington - Annexation

Projected Non-Capital & Capital Expenses

Parks Department - **Area 1A: South-West Bloomington Annexation Area**

September 10, 2021

IF ONLY AREA 1A IS ANNEXED

Expense Items	Year 1				Year 2				Year 3				Year 4			
	Number	Minimum Costs	Number	Maximum Costs	Number	Minimum Costs	Number	Maximum Costs	Number	Minimum Costs	Number	Maximum Costs	Number	Minimum Costs	Number	Maximum Costs
Non Capital Expenses																
Seasonal Employee	0.69	\$ 25,008	2.76	\$ 100,033	0.69	\$ 25,759	2.76	\$ 103,034	0.69	\$ 26,531	2.76	\$ 106,125	0.69	\$ 27,327	2.76	\$ 109,309
Full Time Staff	0.34	\$ 16,297	0.34	\$ 16,297	0.34	\$ 16,786	0.34	\$ 16,786	0.34	\$ 17,290	0.34	\$ 17,290	0.34	\$ 17,808	0.34	\$ 17,808
Labor - Grounds & Facilities	0.34	\$ 8,707	0.34	\$ 26,151	0.34	\$ 8,969	0.34	\$ 26,936	0.34	\$ 9,238	0.34	\$ 27,744	0.34	\$ 9,515	0.34	\$ 28,576
Supplies - Grounds & Facilities	0.34	\$ 3,495	0.00	\$ 10,484	0.34	\$ 3,600	0.00	\$ 10,799	0.34	\$ 3,708	0.00	\$ 11,123	0.34	\$ 3,819	0.00	\$ 11,456
Miscellaneous	0.34	\$ 785	0.34	\$ 2,356	0.34	\$ 785	0.34	\$ 2,356	0.34	\$ 785	0.34	\$ 2,356	0.34	\$ 785	0.34	\$ 2,356
Total Non Capital Expenses		\$ 54,293		\$ 155,322		\$ 55,898		\$ 159,911		\$ 57,551		\$ 164,637		\$ 59,254		\$ 169,506
Capital Expenses																
Parks/Trails/Enhancements	0.14	\$ 411,156	0.33	\$ 1,002,510	0.14	\$ 411,156	0.33	\$ 1,002,510	0.14	\$ 411,156	0.33	\$ 1,002,510	0.00	\$ -	0.00	\$ -
Total Capital Expenses		\$ 411,156		\$ 1,002,510		\$ 411,156		\$ 1,002,510		\$ 411,156		\$ 1,002,510		\$ -		\$ -
Total Non Cap/Capital Exp		\$ 465,449		\$ 1,157,832		\$ 467,054		\$ 1,162,421		\$ 468,707		\$ 1,167,147		\$ 59,254		\$ 169,506

Note (1): Non capital expenses for Years 2, 3, and 4 assume a 3% increase due to cost of inflation.

City of Bloomington - Annexation

Projected Non-Capital & Capital Expenses

Planning Department - **Area 1A: South-West Bloomington Annexation Area**

September 10, 2021

IF ONLY AREA 1A IS ANNEXED

Expense Items	Year 1				Year 2				Year 3				Year 4			
	Number	Minimum Costs	Number	Maximum Costs	Number	Minimum Costs	Number	Maximum Costs	Number	Minimum Costs	Number	Maximum Costs	Number	Minimum Costs	Number	Maximum Costs
Non Capital Expenses																
Development Services (DS) - Zoning Planner (1)	0.37	\$ 16,673	0.37	\$ 16,673	0.37	\$ 17,173	0.37	\$ 17,173	0.37	\$ 17,688	0.37	\$ 17,688	0.37	\$ 18,219	0.37	\$ 18,219
(DS) - Senior Zoning Planner (1)	0.37	\$ 21,119	0.37	\$ 21,119	0.37	\$ 21,753	0.37	\$ 21,753	0.37	\$ 22,405	0.37	\$ 22,405	0.37	\$ 23,077	0.37	\$ 23,077
(DS) - Zoning Compliance Planner (1)	0.37	\$ 18,525	0.37	\$ 18,525	0.37	\$ 19,081	0.37	\$ 19,081	0.37	\$ 19,654	0.37	\$ 19,654	0.37	\$ 20,243	0.37	\$ 20,243
Miscellaneous	0.37	\$ 3,066	0.00	\$ 3,066	0.37	\$ 3,158	0.00	\$ 3,158	0.37	\$ 3,253	0.00	\$ 3,253	0.37	\$ 3,350	0.00	\$ 3,350
Total Non Capital Expenses		\$ 59,383		\$ 59,383		\$ 61,165		\$ 61,165		\$ 63,000		\$ 63,000		\$ 64,890		\$ 64,890
Capital Expenses																
Zoning New Land Mass	0.12	\$ 12,350	0.12	\$ 12,350	0.12	\$ 12,350	0.12	\$ 12,350	0.12	\$ 12,350	0.12	\$ 12,350	0.00	\$ -	0.00	\$ -
Database	0.12	\$ 18,525	0.12	\$ 18,525	0.12	\$ 18,525	0.12	\$ 18,525	0.12	\$ 18,525	0.12	\$ 18,525	0.00	\$ -	0.00	\$ -
Total Capital Expenses		\$ 30,876		\$ 30,876		\$ 30,876		\$ 30,876		\$ 30,876		\$ 30,876		\$ -		\$ -
Total Non Cap/Capital Exp		\$ 90,259		\$ 90,259		\$ 92,041		\$ 92,041		\$ 93,876		\$ 93,876		\$ 64,890		\$ 64,890

Note (1): Non capital expenses for Years 2, 3, and 4 assume a 3% increase due to cost of inflation.

City of Bloomington - Annexation

Projected Non-Capital & Capital Expenses

Police Department (SWORN) - **Area 1A: South-West Bloomington Annexation Area**

September 10, 2021

IF ONLY AREA 1A IS ANNEXED

Expense Items	Year 1				Year 2				Year 3				Year 4			
	Number	Minimum Costs	Number	Maximum Costs	Number	Minimum Costs	Number	Maximum Costs	Number	Minimum Costs	Number	Maximum Costs	Number	Minimum Costs	Number	Maximum Costs
Non Capital Expenses																
Sworn Officer	4.19	\$ 363,642	6.00	\$ 521,221	4.19	\$ 374,552	6.00	\$ 536,857	4.19	\$ 385,788	6.00	\$ 552,963	4.19	\$ 397,362	6.00	\$ 569,552
Sworn Detective	0.82	\$ 72,404	1.50	\$ 132,740	0.82	\$ 74,576	1.50	\$ 136,722	0.82	\$ 76,813	1.50	\$ 140,824	0.82	\$ 79,117	1.50	\$ 145,049
Sworn Sergeant	0.75	\$ 73,740	1.25	\$ 122,900	0.75	\$ 75,952	1.25	\$ 126,587	0.75	\$ 78,231	1.25	\$ 130,385	0.75	\$ 80,578	1.25	\$ 134,296
Sworn Lieutenant	0.33	\$ 33,421	0.50	\$ 50,131	0.33	\$ 34,423	0.50	\$ 51,635	0.33	\$ 35,456	0.50	\$ 53,184	0.33	\$ 36,520	0.50	\$ 54,779
Sworn Administrator - Captain	0.33	\$ 34,066	0.50	\$ 51,099	0.33	\$ 35,088	0.50	\$ 52,632	0.33	\$ 36,141	0.50	\$ 54,211	0.33	\$ 37,225	0.50	\$ 55,837
Total Non Capital Expenses		\$ 577,273		\$ 878,091		\$ 594,591		\$ 904,434		\$ 612,429		\$ 931,567		\$ 630,801		\$ 959,514
Capital Expenses																
MDT	1.51	\$ 4,235	2.35	\$ 6,580	1.51	\$ 4,235	2.35	\$ 6,580	1.51	\$ 4,235	2.35	\$ 6,580	0.00	\$ -	0.00	\$ -
Mobile Radio	1.51	\$ 4,537	2.35	\$ 7,050	1.51	\$ 4,537	2.35	\$ 7,050	1.51	\$ 4,537	2.35	\$ 7,050	0.00	\$ -	0.00	\$ -
Car Equipment	1.51	\$ 7,562	2.35	\$ 11,750	1.51	\$ 7,562	2.35	\$ 11,750	1.51	\$ 7,562	2.35	\$ 11,750	0.00	\$ -	0.00	\$ -
Car Build-out	1.51	\$ 1,512	2.35	\$ 2,350	1.51	\$ 1,512	2.35	\$ 2,350	1.51	\$ 1,512	2.35	\$ 2,350	0.00	\$ -	0.00	\$ -
Cradlepoints/Atennas/Cables	1.51	\$ 3,025	2.35	\$ 4,700	1.51	\$ 3,025	2.35	\$ 4,700	1.51	\$ 3,025	2.35	\$ 4,700	0.00	\$ -	0.00	\$ -
Computer	0.90	\$ 1,435	1.45	\$ 2,317	0.90	\$ 1,435	1.45	\$ 2,317	0.90	\$ 1,435	1.45	\$ 2,317	0.00	\$ -	0.00	\$ -
Patrol Cars	1.40	\$ 39,236	2.18	\$ 61,133	1.40	\$ 39,236	2.18	\$ 61,133	1.40	\$ 39,236	2.18	\$ 61,133	0.00	\$ -	0.00	\$ -
Stop Sticks	0.77	\$ 384	1.10	\$ 550	0.77	\$ 384	1.10	\$ 550	0.77	\$ 384	1.10	\$ 550	0.00	\$ -	0.00	\$ -
Vehicle Wrap	0.77	\$ 576	1.10	\$ 825	0.77	\$ 576	1.10	\$ 825	0.77	\$ 576	1.10	\$ 825	0.00	\$ -	0.00	\$ -
AEDs (Defibrilators)	0.77	\$ 1,612	1.10	\$ 2,310	0.77	\$ 1,612	1.10	\$ 2,310	0.77	\$ 1,612	1.10	\$ 2,310	0.00	\$ -	0.00	\$ -
Misc Car Equipment	0.77	\$ 153	1.10	\$ 220	0.77	\$ 153	1.10	\$ 220	0.77	\$ 153	1.10	\$ 220	0.00	\$ -	0.00	\$ -
Body Cams/Licensing	1.40	\$ 2,791	2.00	\$ 4,000	1.40	\$ 2,791	2.00	\$ 4,000	1.40	\$ 2,791	2.00	\$ 4,000	0.00	\$ -	0.00	\$ -
Officer Gear	1.40	\$ 12,140	2.00	\$ 17,400	1.40	\$ 12,140	2.00	\$ 17,400	1.40	\$ 12,140	2.00	\$ 17,400	0.00	\$ -	0.00	\$ -
Building/Office Space	1.40	\$ 10,700	2.00	\$ 15,337	1.40	\$ 10,700	2.00	\$ 15,337	1.40	\$ 10,700	2.00	\$ 15,337	0.00	\$ -	0.00	\$ -
Cell Phone	0.74	\$ 149	1.25	\$ 250	0.74	\$ 149	1.25	\$ 250	0.74	\$ 149	1.25	\$ 250	0.00	\$ -	0.00	\$ -
Laptop	0.11	\$ 144	0.17	\$ 217	0.11	\$ 144	0.17	\$ 217	0.11	\$ 144	0.17	\$ 217	0.00	\$ -	0.00	\$ -
Interceptor SUV	0.11	\$ 3,778	0.17	\$ 5,667	0.11	\$ 3,778	0.17	\$ 5,667	0.11	\$ 3,778	0.17	\$ 5,667	0.00	\$ -	0.00	\$ -
Officer Furniture	0.24	\$ 47	0.34	\$ 68	0.24	\$ 47	0.34	\$ 68	0.24	\$ 47	0.34	\$ 68	0.00	\$ -	0.00	\$ -
Detective Furniture	0.27	\$ 395	0.50	\$ 725	0.27	\$ 395	0.50	\$ 725	0.27	\$ 395	0.50	\$ 725	0.00	\$ -	0.00	\$ -
Sergeant Furniture	0.17	\$ 132	0.28	\$ 220	0.17	\$ 132	0.28	\$ 220	0.17	\$ 132	0.28	\$ 220	0.00	\$ -	0.00	\$ -
Lieutenant Furniture	0.11	\$ 111	0.17	\$ 167	0.11	\$ 111	0.17	\$ 167	0.11	\$ 111	0.17	\$ 167	0.00	\$ -	0.00	\$ -
Admin Furniture	0.11	\$ 222	0.17	\$ 333	0.11	\$ 222	0.17	\$ 333	0.11	\$ 222	0.17	\$ 333	0.00	\$ -	0.00	\$ -
Total Capital Expenses		\$ 94,877		\$ 144,169		\$ 94,877		\$ 144,169		\$ 94,877		\$ 144,169		\$ -		\$ -
Total Non Cap/Capital Exp		\$ 672,150		\$ 1,022,260		\$ 689,468		\$ 1,048,603		\$ 707,305		\$ 1,075,736		\$ 630,801		\$ 959,514

Note (1): Non capital expenses for Years 2, 3, and 4 assume a 3% increase due to cost of inflation.

City of Bloomington - Annexation

Projected Non-Capital & Capital Expenses
Police Department (CIVILIAN) - **Area 1A: South-West Bloomington Annexation Area**
September 10, 2021

IF ONLY AREA 1A IS ANNEXED

Expense Items	Year 1				Year 2				Year 3				Year 4			
	Number	Minimum Costs	Number	Maximum Costs	Number	Minimum Costs	Number	Maximum Costs	Number	Minimum Costs	Number	Maximum Costs	Number	Minimum Costs	Number	Maximum Costs
Non Capital Expenses																
Civilian Records Clerk	0.75	\$ 50,315	0.75	\$ 50,315	0.75	\$ 51,824	0.75	\$ 51,824	0.75	\$ 53,379	0.75	\$ 53,379	0.75	\$ 54,980	0.75	\$ 54,980
Civilian Comm Service Specialist	0.20	\$ 13,907	0.20	\$ 13,907	0.20	\$ 14,324	0.20	\$ 14,324	0.20	\$ 14,754	0.20	\$ 14,754	0.20	\$ 15,196	0.20	\$ 15,196
Civilian Evidence Technician	0.10	\$ 8,174	0.10	\$ 8,174	0.10	\$ 8,419	0.10	\$ 8,419	0.10	\$ 8,672	0.10	\$ 8,672	0.10	\$ 8,932	0.10	\$ 8,932
Civilian Social Worker	0.20	\$ 16,337	0.20	\$ 16,337	0.20	\$ 16,827	0.20	\$ 16,827	0.20	\$ 17,332	0.20	\$ 17,332	0.20	\$ 17,852	0.20	\$ 17,852
Civilian Admin - Office Manager	0.25	\$ 19,186	0.25	\$ 19,186	0.25	\$ 19,761	0.25	\$ 19,761	0.25	\$ 20,354	0.25	\$ 20,354	0.25	\$ 20,965	0.25	\$ 20,965
Total Non Capital Expenses		\$ 107,919		\$ 107,919		\$ 111,156		\$ 111,156		\$ 114,491		\$ 114,491		\$ 117,926		\$ 117,926
Capital Expenses																
Desktop Computer	0.31	\$ 493	0.31	\$ 493	0.31	\$ 493	0.31	\$ 493	0.31	\$ 493	0.31	\$ 493	0.00	\$ -	0.00	\$ -
Evidence Tech Computer	0.03	\$ 63	0.03	\$ 63	0.03	\$ 63	0.03	\$ 63	0.03	\$ 63	0.03	\$ 63	0.00	\$ -	0.00	\$ -
Laptop Computer	0.33	\$ 433	0.33	\$ 433	0.33	\$ 433	0.33	\$ 433	0.33	\$ 433	0.33	\$ 433	0.00	\$ -	0.00	\$ -
Headset	0.25	\$ 50	0.25	\$ 50	0.25	\$ 50	0.25	\$ 50	0.25	\$ 50	0.25	\$ 50	0.00	\$ -	0.00	\$ -
OnBase Licensing (Workflow)	0.25	\$ 38	0.25	\$ 38	0.25	\$ 38	0.25	\$ 38	0.25	\$ 38	0.25	\$ 38	0.00	\$ -	0.00	\$ -
Building/Office Space	0.50	\$ 3,834	0.50	\$ 3,834	0.50	\$ 3,834	0.50	\$ 3,834	0.50	\$ 3,834	0.50	\$ 3,834	0.00	\$ -	0.00	\$ -
Comm Service Furniture	0.03	\$ 100	0.03	\$ 100	0.03	\$ 100	0.03	\$ 100	0.03	\$ 100	0.03	\$ 100	0.00	\$ -	0.00	\$ -
Evidence Tech Furniture	0.03	\$ 27	0.03	\$ 27	0.03	\$ 27	0.03	\$ 27	0.03	\$ 27	0.03	\$ 27	0.00	\$ -	0.00	\$ -
Social Worker Furniture	0.07	\$ 40	0.07	\$ 40	0.07	\$ 40	0.07	\$ 40	0.07	\$ 40	0.07	\$ 40	0.00	\$ -	0.00	\$ -
Admin Furniture	0.08	\$ 121	0.08	\$ 121	0.08	\$ 121	0.08	\$ 121	0.08	\$ 121	0.08	\$ 121	0.00	\$ -	0.00	\$ -
Comm Serv/Social Worker Uniform	0.13	\$ 213	0.13	\$ 213	0.13	\$ 213	0.13	\$ 213	0.13	\$ 213	0.13	\$ 213	0.00	\$ -	0.00	\$ -
Cell Phone	0.25	\$ 50	0.25	\$ 50	0.25	\$ 50	0.25	\$ 50	0.25	\$ 50	0.25	\$ 50	0.00	\$ -	0.00	\$ -
Portable Radio	0.17	\$ 833	0.17	\$ 833	0.17	\$ 833	0.17	\$ 833	0.17	\$ 833	0.17	\$ 833	0.00	\$ -	0.00	\$ -
Interceptor SUV	0.04	\$ 1,357	0.04	\$ 1,357	0.04	\$ 1,357	0.04	\$ 1,357	0.04	\$ 1,357	0.04	\$ 1,357	0.00	\$ -	0.00	\$ -
Car Equipment	0.04	\$ 183	0.04	\$ 183	0.04	\$ 183	0.04	\$ 183	0.04	\$ 183	0.04	\$ 183	0.00	\$ -	0.00	\$ -
Car Build-Out	0.04	\$ 37	0.04	\$ 37	0.04	\$ 37	0.04	\$ 37	0.04	\$ 37	0.04	\$ 37	0.00	\$ -	0.00	\$ -
Cradlepoints/Antennas/Cables	0.04	\$ 73	0.04	\$ 73	0.04	\$ 73	0.04	\$ 73	0.04	\$ 73	0.04	\$ 73	0.00	\$ -	0.00	\$ -
AED (Defibrillator)	0.04	\$ 77	0.04	\$ 77	0.04	\$ 77	0.04	\$ 77	0.04	\$ 77	0.04	\$ 77	0.00	\$ -	0.00	\$ -
Misc Car Equipment	0.04	\$ 7	0.04	\$ 7	0.04	\$ 7	0.04	\$ 7	0.04	\$ 7	0.04	\$ 7	0.00	\$ -	0.00	\$ -
MDT	0.04	\$ 103	0.04	\$ 103	0.04	\$ 103	0.04	\$ 103	0.04	\$ 103	0.04	\$ 103	0.00	\$ -	0.00	\$ -
Mobile Radio	0.06	\$ 165	0.06	\$ 165	0.06	\$ 165	0.06	\$ 165	0.06	\$ 165	0.06	\$ 165	0.00	\$ -	0.00	\$ -
Vehicle Wrap	0.04	\$ 28	0.04	\$ 28	0.04	\$ 28	0.04	\$ 28	0.04	\$ 28	0.04	\$ 28	0.00	\$ -	0.00	\$ -
Evidence Tech Vehicle	0.02	\$ 550	0.02	\$ 550	0.02	\$ 550	0.02	\$ 550	0.02	\$ 550	0.02	\$ 550	0.00	\$ -	0.00	\$ -
Evidence Tech Uniform	0.03	\$ 27	0.03	\$ 27	0.03	\$ 27	0.03	\$ 27	0.03	\$ 27	0.03	\$ 27	0.00	\$ -	0.00	\$ -
Social Worker Vehicle	0.04	\$ 893	0.00	\$ 893	0.04	\$ 893	0.00	\$ -	0.04	\$ 893	0.00	\$ -	0.00	\$ -	0.00	\$ -
Total Capital Expenses		\$ 9,795		\$ 9,795		\$ 9,795		\$ 8,902		\$ 9,795		\$ 8,902		\$ -		\$ -
Total Non Cap/Capital Exp		\$ 117,714		\$ 117,714		\$ 120,952		\$ 120,058		\$ 124,286		\$ 123,393		\$ 117,926		\$ 117,926

Note (1): Non capital expenses for Years 2, 3, and 4 assume a 3% increase due to cost of inflation.

City of Bloomington - Annexation

Projected Non-Capital & Capital Expenses
Public Works Department - Area 1A: South-West Bloomington Annexation Area

September 10, 2021

IF ONLY AREA 1A IS ANNEXED

Expense Items	Year 1				Year 2				Year 3				Year 4			
	Number	Minimum Costs	Number	Maximum Costs	Number	Minimum Costs	Number	Maximum Costs	Number	Minimum Costs	Number	Maximum Costs	Number	Minimum Costs	Number	Maximum Costs
Non Capital Expenses																
Admin - Deputy Director	0.17	\$ 18,720	0.34	\$ 37,441	0.17	\$ 19,282	0.34	\$ 38,564	0.17	\$ 19,860	0.34	\$ 39,721	0.17	\$ 20,456	0.34	\$ 40,913
Animal Control Officers	0.85	\$ 41,034	0.85	\$ 41,034	0.85	\$ 42,265	0.85	\$ 42,265	0.85	\$ 43,533	0.85	\$ 43,533	0.85	\$ 44,839	0.85	\$ 44,839
Animal Control Secretary	0.28	\$ 10,710	0.28	\$ 10,710	0.28	\$ 11,031	0.28	\$ 11,031	0.28	\$ 11,362	0.28	\$ 11,362	0.28	\$ 11,703	0.28	\$ 11,703
Animal Control Training	0.28	\$ 1,705	0.28	\$ 1,705	0.28	\$ 1,757	0.28	\$ 1,757	0.28	\$ 1,809	0.28	\$ 1,809	0.28	\$ 1,864	0.28	\$ 1,864
Animal Control OT/On-Call Pay	0.28	\$ 1,421	0.28	\$ 1,421	0.28	\$ 1,464	0.28	\$ 1,464	0.28	\$ 1,508	0.28	\$ 1,508	0.28	\$ 1,553	0.28	\$ 1,553
Animal Control Uniforms/Safety Vests	0.57	\$ 739	0.57	\$ 739	0.57	\$ 761	0.57	\$ 761	0.57	\$ 784	0.57	\$ 784	0.57	\$ 808	0.57	\$ 808
Animal Control Interlocal	0.28	\$ 33,350	0.28	\$ 33,350	0.28	\$ 34,350	0.28	\$ 34,350	0.28	\$ 35,380	0.28	\$ 35,380	0.28	\$ 36,442	0.28	\$ 36,442
Facilities Maintenance Custodian	0.00	\$ -	0.34	\$ 18,720	0.00	\$ -	0.34	\$ 19,282	0.00	\$ -	0.34	\$ 19,860	0.00	\$ -	0.34	\$ 20,456
Fleet Maintenance Mechanic	0.34	\$ 25,528	0.68	\$ 51,056	0.34	\$ 26,294	0.68	\$ 52,587	0.34	\$ 27,082	0.68	\$ 54,165	0.34	\$ 27,895	0.68	\$ 55,790
Street MEO FTE's	1.80	\$ 119,624	3.00	\$ 199,374	1.80	\$ 123,213	3.00	\$ 205,355	1.80	\$ 126,910	3.00	\$ 211,516	1.80	\$ 130,717	3.00	\$ 217,861
Sanitation MEO FTE's	1.88	\$ 124,610	3.00	\$ 199,376	1.88	\$ 128,348	3.00	\$ 205,357	1.88	\$ 132,199	3.00	\$ 211,518	1.88	\$ 136,165	3.00	\$ 217,864
Street Lane Markings	0.30	\$ 7,500	0.30	\$ 7,500	0.30	\$ 7,725	0.30	\$ 7,725	0.30	\$ 7,957	0.30	\$ 7,957	0.30	\$ 8,195	0.30	\$ 8,195
Street Sweeping Disposal	0.30	\$ 1,500	0.30	\$ 1,500	0.30	\$ 1,545	0.30	\$ 1,545	0.30	\$ 1,591	0.30	\$ 1,591	0.30	\$ 1,639	0.30	\$ 1,639
Street Annual Signal Maintenance	0.30	\$ 3,000	0.30	\$ 3,000	0.30	\$ 3,090	0.30	\$ 3,090	0.30	\$ 3,183	0.30	\$ 3,183	0.30	\$ 3,278	0.30	\$ 3,278
Street Lighting Energy & Maint	101.75	\$ 17,940	119.70	\$ 21,106	101.75	\$ 18,478	119.70	\$ 21,739	101.75	\$ 19,033	119.70	\$ 22,391	101.75	\$ 19,604	119.70	\$ 23,063
Street Snow Events	2.40	\$ 30,000	3.60	\$ 45,000	2.40	\$ 30,900	3.60	\$ 46,350	2.40	\$ 31,827	3.60	\$ 47,741	2.40	\$ 32,782	3.60	\$ 49,173
Total Non Capital Expenses		\$ 437,382		\$ 673,032		\$ 450,503		\$ 693,223		\$ 464,018		\$ 714,019		\$ 477,939		\$ 735,440
Capital Expenses																
Street Lighting Equip Costs (1)	33.92	\$ 82,578	39.90	\$ 97,150	33.92	\$ 82,578	39.90	\$ 97,150	33.92	\$ 82,578	39.90	\$ 97,150	0.00	\$ -	0.00	\$ -
Animal Control Vehicles	0.09	\$ 4,264	0.28	\$ 12,791	0.09	\$ 4,264	0.28	\$ 12,791	0.09	\$ 4,264	0.28	\$ 12,791	0.00	\$ -	0.00	\$ -
Animal Capture & Handling Equip	0.09	\$ 114	0.28	\$ 341	0.09	\$ 114	0.28	\$ 341	0.09	\$ 114	0.28	\$ 341	0.00	\$ -	0.00	\$ -
Animal Control Livestock Trailer	0.09	\$ 114	0.28	\$ 341	0.09	\$ 114	0.28	\$ 341	0.09	\$ 114	0.28	\$ 341	0.00	\$ -	0.00	\$ -
Facilities Maintenance Vehicle	0.11	\$ 3,971	0.34	\$ 11,913	0.11	\$ 3,971	0.34	\$ 11,913	0.11	\$ 3,971	0.34	\$ 11,913	0.00	\$ -	0.00	\$ -
Fleet Maintenance Garage	0.11	\$ 34,037	0.34	\$ 340,371	0.11	\$ 34,037	0.34	\$ 340,371	0.11	\$ 34,037	0.34	\$ 340,371	0.00	\$ -	0.00	\$ -
Street Tandem Dump Truck	0.60	\$ 120,000	1.00	\$ 200,000	0.60	\$ 120,000	1.00	\$ 200,000	0.60	\$ 120,000	1.00	\$ 200,000	0.00	\$ -	0.00	\$ -
Street Leafer	0.09	\$ 6,222	0.27	\$ 18,667	0.09	\$ 6,222	0.27	\$ 18,667	0.09	\$ 6,222	0.27	\$ 18,667	0.00	\$ -	0.00	\$ -
Street Sweeper	0.00	\$ -	0.10	\$ 20,000	0.00	\$ -	0.10	\$ 20,000	0.00	\$ -	0.10	\$ 20,000	0.00	\$ -	0.00	\$ -
Street Mill Work (Number = Miles)	3.95	\$ 197,399	4.40	\$ 219,879	3.95	\$ 203,321	4.40	\$ 226,476	3.95	\$ 209,421	4.40	\$ 233,270	3.95	\$ 215,703	4.40	\$ 240,268
Street Resurface (Number = Miles)	3.95	\$ 480,864	4.40	\$ 535,626	3.95	\$ 495,290	4.40	\$ 551,695	3.95	\$ 510,148	4.40	\$ 568,246	3.95	\$ 525,453	4.40	\$ 585,293
Sanitation Trucks	0.17	\$ 65,000	0.33	\$ 130,000	0.17	\$ 65,000	0.33	\$ 130,000	0.17	\$ 65,000	0.33	\$ 130,000	0.00	\$ -	0.00	\$ -
Sanitation Trash/Recycling Carts	1199.67	\$ 59,983	1199.67	\$ 59,983	1199.67	\$ 59,983	1199.67	\$ 59,983	1199.67	\$ 59,983	1199.67	\$ 59,983	0.00	\$ -	0.00	\$ -
Total Capital Expenses		\$1,054,545		\$1,647,062		\$1,074,893		\$1,669,727		\$1,095,851		\$1,693,072		\$ 741,156		\$ 825,561
Total Non Cap/Capital Exp		\$1,491,927		\$2,320,094		\$1,525,396		\$2,362,950		\$1,559,869		\$2,407,091		\$1,219,095		\$1,561,001

Note (1): Non capital expenses for Years 2, 3, and 4 assume a 3% increase due to cost of inflation.

City of Bloomington - Annexation

Projected Non-Capital & Capital Expenses

Transit Department - **Area 1A: South-West Bloomington Annexation Area**

September 10, 2021

IF ONLY AREA 1A IS ANNEXED

Expense Items	Year 1				Year 2				Year 3				Year 4			
	Number	Minimum Costs	Number	Maximum Costs	Number	Minimum Costs	Number	Maximum Costs	Number	Minimum Costs	Number	Maximum Costs	Number	Minimum Costs	Number	Maximum Costs
Non Capital Expenses																
BT Access	0.34	\$ 65,351	0.34	\$ 65,351	0.34	\$ 67,312	0.34	\$ 67,312	0.34	\$ 69,331	0.34	\$ 69,331	0.34	\$ 71,411	0.34	\$ 71,411
Ivy Tech/Part 48 Industrial Park Service	1.00	\$ 250,698	1.00	\$ 250,698	1.00	\$ 258,219	1.00	\$ 258,219	1.00	\$ 265,966	1.00	\$ 265,966	1.00	\$ 273,944	1.00	\$ 273,944
S.Rogers/Fullerton Pk Operating Cost	0.00	\$ -	0.00	\$ -	0.00	\$ -	0.00	\$ -	0.00	\$ -	0.00	\$ -	0.00	\$ -	0.00	\$ -
Total Non Capital Expenses		\$ 316,049		\$ 316,049		\$ 325,531		\$ 325,531		\$ 335,297		\$ 335,297		\$ 345,355		\$ 345,355
Capital Expenses																
BT Access Vans	0.23	\$ 18,153	0.23	\$ 18,153	0.23	\$ 18,153	0.23	\$ 18,153	0.23	\$ 18,153	0.23	\$ 18,153	0.00	\$ -	0.00	\$ -
Ivy Tech/Part 48 Industrial Park Capital	0.33	\$ 341,667	0.33	\$ 341,667	0.33	\$ 341,667	0.33	\$ 341,667	0.33	\$ 341,667	0.33	\$ 341,667	0.00	\$ -	0.00	\$ -
S.Rogers/Fullerton Pk Capital Cost	0.00	\$ -	0.00	\$ -	0.00	\$ -	0.00	\$ -	0.00	\$ -	0.00	\$ -	0.00	\$ -	0.00	\$ -
Total Capital Expenses		\$ 359,820		\$ 359,820		\$ 359,820		\$ 359,820		\$ 359,820		\$ 359,820		\$ -		\$ -
Total Non Cap/Capital Exp		\$ 675,869		\$ 675,869		\$ 685,350		\$ 685,350		\$ 695,116		\$ 695,116		\$ 345,355		\$ 345,355

Note (1): Years 2, 3, and 4 assume a 3% increase due to cost of inflation.

Service to Ivy Tech/Part 48 Industrial Park

* 60 minute frequency 256 days annually, 6 am to 7 pm, \$75.33/hour (Year 1 - 2022) operating cost

* \$1,000,000 for one (1) new electric bus + \$25,000 for stops and shelters

Service to Monroe Hospital area

* 60 minute frequency 256 days annually, 6 am to 7 pm, \$75.33/hour (Year 1 - 2022) operating cost for 2022

* \$1,000,000 for one (1) new diesel bus + \$25,000 for stops and shelters

BT Access service

* 30 additional daily trips, \$25.00/per trip cost x 256 days

* \$160,000 capital cost (\$80,000 each) for two (2) new BT Access vehicles

City of Bloomington - Annexation

Projected Non-Capital & Capital Expenses

Utilities Department - **Area 1A: South-West Bloomington Annexation Area**

September 10, 2021

IF ONLY AREA 1A IS ANNEXED

Expense Items	Year 1				Year 2				Year 3				Year 4			
	Number	Minimum Costs	Number	Maximum Costs	Number	Minimum Costs	Number	Maximum Costs	Number	Minimum Costs	Number	Maximum Costs	Number	Minimum Costs	Number	Maximum Costs
Non Capital Expenses																
Stormwater Employees	2.04	\$ 153,167	2.04	\$ 153,167	2.04	\$ 157,762	2.04	\$ 157,762	2.04	\$ 162,495	2.04	\$ 162,495	2.04	\$ 167,369	2.04	\$ 167,369
Total Non Capital Expenses		\$ 153,167		\$ 153,167		\$ 157,762		\$ 157,762		\$ 162,495		\$ 162,495		\$ 167,369		\$ 167,369
Capital Expenses																
Service Truck, Dump Truck, Backhoe	0.11	\$ 21,216	0.11	\$ 23,712	0.11	\$ 21,216	0.11	\$ 23,712	0.11	\$ 21,216	0.11	\$ 23,712	0.00	\$ -	0.00	\$ -
Infrastructure	0.11	\$ 56,728	0.11	\$ 113,457	0.11	\$ 56,728	0.11	\$ 113,457	0.11	\$ 56,728	0.11	\$ 113,457	0.00	\$ -	0.00	\$ -
Total Capital Expenses		\$ 77,945		\$ 137,169		\$ 77,945		\$ 137,169		\$ 77,945		\$ 137,169		\$ -		\$ -
Total Non Cap/Capital Exp		\$ 231,112		\$ 290,336		\$ 235,707		\$ 294,931		\$ 240,440		\$ 299,664		\$ 167,369		\$ 167,369

Note (1): Non capital expenses for Years 2, 3, and 4 assume a 3% increase due to cost of inflation.

City of Bloomington

Revenue Projections - By Annexation Area
September 10, 2021

AREA 1A - SOUTH-WEST ANNEXATION AREA - REVENUE PROJECTIONS

REVENUE SOURCE	ASSESSMENT YEAR YEAR 1	PAY YEAR 1 YEAR 2	PAY YEAR 2 YEAR 3	PAY YEAR 3 YEAR 4	PAY YEAR 4 YEAR 5
Bloomington City Impacts					
Annexation Adjustment (Max Levy)	\$ -	\$ 2,820,301	\$ 2,930,293	\$ 3,044,574	\$ 3,163,313
CCD Rate Reestablishment	\$ -	\$ 188,394	\$ 194,046	\$ 199,867	\$ 205,863
Less: Property Tax Cap Credits	\$ -	\$ (193,974)	\$ (201,539)	\$ (209,399)	\$ (217,566)
Equals: Subtotal - Net Property Tax	\$ -	\$ 2,814,721	\$ 2,922,800	\$ 3,035,043	\$ 3,151,610
Plus Local Income Tax:					
LIT Certified Shares	\$ -	\$ -	\$ 319,840	\$ 400,958	\$ 428,872
LIT Public Safety	\$ -	\$ -	\$ 146,429	\$ 162,889	\$ 167,776
Equals: Subtotal - Local Income Tax	\$ -	\$ -	\$ 466,269	\$ 563,847	\$ 596,648
Plus - Highway/Related Revenue:					
Motor Vehicle Highway Distribution	\$ -	\$ 92,991	\$ 92,991	\$ 92,991	\$ 92,991
Local Road & Street Distribution	\$ -	\$ 54,575	\$ 54,575	\$ 54,575	\$ 54,575
Wheel Tax	\$ -	\$ 96,233	\$ 96,233	\$ 96,233	\$ 96,233
Motor Vehicle/Aircraft Excise Tax	\$ -	\$ 72,543	\$ 75,372	\$ 78,312	\$ 81,366
Commercial Vehicle Excise Tax (CVET)	\$ -	\$ 5,028	\$ 5,222	\$ 5,422	\$ 5,630
Equals: Subtotal - Highway/Related Revenue	\$ -	\$ 321,370	\$ 324,392	\$ 327,532	\$ 330,795
Plus - Other Revenue:					
Financial Institutions Tax (FIT)	\$ -	\$ 18,587	\$ 19,301	\$ 20,042	\$ 20,812
ABC Excise Tax	\$ -	\$ 4,336	\$ 4,505	\$ 4,680	\$ 4,863
ABC Gallonage Tax	\$ -	\$ 9,697	\$ 10,076	\$ 10,469	\$ 10,877
Cigarette Tax	\$ -	\$ 11,002	\$ 11,432	\$ 11,877	\$ 12,341
Riverboat Wagering Distribution	\$ -	\$ 23,619	\$ 23,619	\$ 23,619	\$ 23,619
Equals: Subtotal - Other Revenue	\$ -	\$ 67,242	\$ 68,932	\$ 70,687	\$ 72,511
Total - City Impact Projections - Area 1A	\$ -	\$ 3,203,333	\$ 3,782,393	\$ 3,997,110	\$ 4,151,564
Storm Water Impact - Storm Collection Fees	\$ 65,530	\$ 65,530	\$ 65,530	\$ 65,530	\$ 65,530
Bloomington Transit Impacts					
Annexation Adjustment (Max Levy)	\$ -	\$ 141,329	\$ 146,840	\$ 152,567	\$ 158,517
Less: Property Tax Cap Credits	\$ -	\$ (9,841)	\$ (10,225)	\$ (10,624)	\$ (11,038)
Equals: Subtotal - Net Property Tax	\$ -	\$ 131,487	\$ 136,615	\$ 141,943	\$ 147,479
Plus: Other Revenue					
Financial Institutions Tax (FIT)	\$ -	\$ 948	\$ 985	\$ 1,023	\$ 1,063
Motor Vehicle/Aircraft Excise Tax	\$ -	\$ 3,698	\$ 3,842	\$ 3,992	\$ 4,148
Commercial Vehicle Excise Tax (CVET)	\$ -	\$ 256	\$ 266	\$ 277	\$ 288
LIT Certified Shares	\$ -	\$ -	\$ 13,660	\$ 17,125	\$ 18,317
Equals: Subtotal - Other Revenue	\$ -	\$ 4,902	\$ 18,754	\$ 22,417	\$ 23,815
Total - Bloomington Transit Impacts	\$ -	\$ 136,389	\$ 155,369	\$ 164,360	\$ 171,294
Grand Total - Area 1A Impacts	\$ 65,530	\$ 3,405,252	\$ 4,003,291	\$ 4,226,999	\$ 4,388,388

City of Bloomington - Annexation

Revenues Over Costs

All Departments Combined - Area 1B: South-West Bloomington Annexation Area

September 10, 2021

Net unallocated revenue through the first three (3) years will be placed in an impoundment fund(s)
Impoundment funds will be used to enhance services to the respective area

Revenues Over Minimal Costs	Pay Year 1	Pay Year 2	Pay Year 3	Pay Year 4
Total Revenues	\$ 2,766,540	\$ 3,225,468	\$ 3,398,381	\$ 3,523,741
Less: Non Capital Costs	\$ 2,144,533	\$ 2,247,043	\$ 2,294,354	\$ 2,363,180
Less: Capital Costs	\$ 1,915,681	\$ 1,793,596	\$ 1,807,975	\$ 508,481
Equals: Revenue Over/(Under Costs)	\$ (1,293,675)	\$ (815,171)	\$ (703,948)	\$ 652,080
Less: Impoundment Fund(s) Deposits	\$ -	\$ -	\$ -	\$ -
Equals: Net Revenue	\$ (1,293,675)	\$ (815,171)	\$ (703,948)	\$ 652,080

Revenues Over Maximum Costs	Pay Year 1	Pay Year 2	Pay Year 3	Pay Year 4
Total Revenues	\$ 2,766,540	\$ 3,225,468	\$ 3,398,381	\$ 3,523,741
Less: Non Capital Costs	\$ 2,834,455	\$ 2,938,237	\$ 3,006,284	\$ 3,096,468
Less: Capital Costs	\$ 2,754,338	\$ 2,576,995	\$ 2,593,011	\$ 566,388
Equals: Revenue Over/(Under Costs)	\$ (2,822,253)	\$ (2,289,764)	\$ (2,200,914)	\$ (139,115)
Less: Impoundment Fund(s) Deposits	\$ -	\$ -	\$ -	\$ -
Equals: Net Revenue	\$ (2,822,253)	\$ (2,289,764)	\$ (2,200,914)	\$ (139,115)

Note (1): The City intends to fund aggregate capital costs (all Annexation Areas) with debt issued from annexation revenue (no new taxes)

Note (2): Net revenue in areas 1A, 1B, 1C, 3, 4, and 5 will be placed in an impoundment fund(s)

Revenues Over Minimal Costs with 5 Year DS	Pay Year 1	Pay Year 2	Pay Year 3	Pay Year 4
Total Revenues	\$ 2,766,540	\$ 3,225,468	\$ 3,398,381	\$ 3,523,741
Less: Non Capital Costs	\$ 2,144,533	\$ 2,247,043	\$ 2,294,354	\$ 2,363,180
Less: Capital Costs	\$ -	\$ 1,299,789	\$ 1,299,789	\$ 1,299,789
Equals: Revenue Over/(Under Costs)	\$ 622,006	\$ (321,364)	\$ (195,763)	\$ (139,229)
Less: Impoundment Fund(s) Deposits	\$ -	\$ -	\$ 104,880	\$ -
Equals: Net Revenue	\$ 622,006	\$ (321,364)	\$ (300,642)	\$ (139,229)

Revenues Over Minimal Costs with 10 Year DS	Pay Year 1	Pay Year 2	Pay Year 3	Pay Year 4
Total Revenues	\$ 2,766,540	\$ 3,225,468	\$ 3,398,381	\$ 3,523,741
Less: Non Capital Costs	\$ 2,144,533	\$ 2,247,043	\$ 2,294,354	\$ 2,363,180
Less: Capital Costs	\$ -	\$ 690,819	\$ 690,819	\$ 690,819
Equals: Revenue Over/(Under Costs)	\$ 622,006	\$ 287,607	\$ 413,208	\$ 469,742
Less: Impoundment Fund(s) Deposits	\$ 622,006	\$ 287,607	\$ 413,208	\$ -
Equals: Net Revenue	\$ -	\$ -	\$ -	\$ 469,742

City of Bloomington - Annexation

Revenues Over Costs

All Departments Combined - Area 1B: South-West Bloomington Annexation Area

September 10, 2021

Net unallocated revenue through the first three (3) years will be placed in an impoundment fund(s)
Impoundment funds will be used to enhance services to the respective area

Revenues Over Maximum Costs with 5 Year DS	Pay Year 1	Pay Year 2	Pay Year 3	Pay Year 4
Total Revenues	\$ 2,766,540	\$ 3,225,468	\$ 3,398,381	\$ 3,523,741
Less: Non Capital Costs	\$ 2,834,455	\$ 2,938,237	\$ 3,006,284	\$ 3,096,468
Less: Capital Costs	\$ -	\$ 1,831,506	\$ 1,831,506	\$ 1,831,506
Equals: Revenue Over/(Under Costs)	\$ (67,915)	\$ (1,544,274)	\$ (1,439,409)	\$ (1,404,232)
Less: Impoundment Fund(s) Deposits	\$ -	\$ -	\$ -	\$ -
Equals: Net Revenue	\$ (67,915)	\$ (1,544,274)	\$ (1,439,409)	\$ (1,404,232)

Revenues Over Maximum Costs with 10 Year DS	Pay Year 1	Pay Year 2	Pay Year 3	Pay Year 4
Total Revenues	\$ 2,766,540	\$ 3,225,468	\$ 3,398,381	\$ 3,523,741
Less: Non Capital Costs	\$ 2,834,455	\$ 2,938,237	\$ 3,006,284	\$ 3,096,468
Less: Capital Costs	\$ -	\$ 973,418	\$ 973,418	\$ 973,418
Equals: Revenue Over/(Under Costs)	\$ (67,915)	\$ (686,187)	\$ (581,321)	\$ (546,145)
Less: Impoundment Fund(s) Deposits	\$ -	\$ -	\$ -	\$ -
Equals: Net Revenue	\$ (67,915)	\$ (686,187)	\$ (581,321)	\$ (546,145)

Revenues Over Maximum Costs with 20 Year DS	Pay Year 1	Pay Year 2	Pay Year 3	Pay Year 4
Total Revenues	\$ 2,766,540	\$ 3,225,468	\$ 3,398,381	\$ 3,523,741
Less: Non Capital Costs	\$ 2,834,455	\$ 2,938,237	\$ 3,006,284	\$ 3,096,468
Less: Capital Costs	\$ -	\$ 553,733	\$ 553,733	\$ 553,733
Equals: Revenue Over/(Under Costs)	\$ (67,915)	\$ (266,501)	\$ (161,636)	\$ (126,459)
Less: Impoundment Fund(s) Deposits	\$ -	\$ -	\$ -	\$ -
Equals: Net Revenue	\$ (67,915)	\$ (266,501)	\$ (161,636)	\$ (126,459)

City of Bloomington - Annexation

Projected Non-Capital & Capital Expenses

All Departments Combined - Area 1B: South-West Bloomington Annexation Area

September 10, 2021

Expense Items	Year 1		Year 2		Year 3		Year 4	
	Minimum Costs	Maximum Costs	Minimum Costs	Maximum Costs	Minimum Costs	Maximum Costs	Minimum Costs	Maximum Costs
Total Non Capital Expenses	\$ 2,144,533	\$ 2,834,455	\$ 2,247,043	\$ 2,938,237	\$ 2,294,354	\$ 3,006,284	\$ 2,363,180	\$ 3,096,468
Total Capital Expenses	\$ 1,915,681	\$ 2,754,338	\$ 1,793,596	\$ 2,576,995	\$ 1,807,975	\$ 2,593,011	\$ 508,481	\$ 566,388
Total Non Cap/Capital Exp	\$ 4,060,214	\$ 5,588,793	\$ 4,040,639	\$ 5,515,232	\$ 4,102,329	\$ 5,599,295	\$ 2,871,661	\$ 3,662,856

City of Bloomington

Sources & Uses

September 10, 2021

Minimum Capital Costs - 5 Year Bond**Sources**

Bond Proceeds	\$ 6,087,046
Total Sources	\$ 6,087,046

Uses

Capital Projects	\$ 6,025,733
Issuance Costs	\$ 102,437
Misc.	\$ 27,180
Capitalized Interest	\$ -
Total Uses	\$ 6,155,351

Interest Rate	2.0%
Payback Period (in Years)	5

PRELIMINARY AMORTIZATION SCHEDULE

PERIOD	PAYMENT	INTEREST	PRINCIPAL	BALANCE
1	\$ 649,894.71	\$ 60,870.46	\$ 581,812.52	\$ 5,505,233.70
2	\$ 649,894.71	\$ 55,052.34	\$ 587,630.64	\$ 4,917,603.06
3	\$ 649,894.71	\$ 49,176.03	\$ 593,506.95	\$ 4,324,096.11
4	\$ 649,894.71	\$ 43,240.96	\$ 599,442.02	\$ 3,724,654.09
5	\$ 649,894.71	\$ 37,246.54	\$ 605,436.44	\$ 3,119,217.65
6	\$ 649,894.71	\$ 31,192.18	\$ 611,490.80	\$ 2,507,726.85
7	\$ 649,894.71	\$ 25,077.27	\$ 617,605.71	\$ 1,890,121.14
8	\$ 649,894.71	\$ 18,901.21	\$ 623,781.77	\$ 1,266,339.37
9	\$ 649,894.71	\$ 12,663.39	\$ 630,019.59	\$ 636,319.78
10	\$ 649,894.71	\$ 6,363.20	\$ 636,319.78	\$ -

Note: Assumes two (2) payments per year (ex: 1st year would include PERIOD 1 and 2)

Note: Assumes payments will begin in 1st Pay Year (Year 2 of Annexation)

Note: All estimates shown are preliminary (actual results may vary and may be material)

City of Bloomington

Sources & Uses

September 10, 2021

Maximum Capital Costs - 5 Year Bond

Sources

Bond Proceeds	\$ 8,577,128
Total Sources	\$ 8,577,128

Uses

Capital Projects	\$ 8,490,733
Issuance Costs	\$ 144,342
Misc.	\$ 38,299
Capitalized Interest	\$ -
Total Uses	\$ 8,673,374

Interest Rate	2.0%
Payback Period (in Years)	5

PRELIMINARY AMORTIZATION SCHEDULE

PERIOD	PAYMENT	INTEREST	PRINCIPAL	BALANCE
1	\$ 915,752.85	\$ 85,771.28	\$ 819,819.68	\$ 7,757,308.01
2	\$ 915,752.85	\$ 77,573.08	\$ 828,017.87	\$ 6,929,290.14
3	\$ 915,752.85	\$ 69,292.90	\$ 836,298.05	\$ 6,092,992.09
4	\$ 915,752.85	\$ 60,929.92	\$ 844,661.03	\$ 5,248,331.06
5	\$ 915,752.85	\$ 52,483.31	\$ 853,107.64	\$ 4,395,223.42
6	\$ 915,752.85	\$ 43,952.23	\$ 861,638.72	\$ 3,533,584.70
7	\$ 915,752.85	\$ 35,335.85	\$ 870,255.10	\$ 2,663,329.59
8	\$ 915,752.85	\$ 26,633.30	\$ 878,957.66	\$ 1,784,371.94
9	\$ 915,752.85	\$ 17,843.72	\$ 887,747.23	\$ 896,624.70
10	\$ 915,752.85	\$ 8,966.25	\$ 896,624.70	\$ -

Note: Assumes two (2) payments per year (ex: 1st year would include PERIOD 1 and 2)

Note: Assumes payments will begin in 1st Pay Year (Year 2 of Annexation)

Note: All estimates shown are preliminary (actual results may vary and may be material)

City of Bloomington

Sources & Uses

September 10, 2021

Minimum Capital Costs - 10 Year Bond

Sources

Bond Proceeds	\$ 6,087,046
Total Sources	\$ 6,087,046

Uses

Capital Projects	\$ 6,025,733
Issuance Costs	\$ 102,437
Misc.	\$ 27,180
Capitalized Interest	\$ -
Total Uses	\$ 6,155,351

Interest Rate	2.3%
Payback Period (in Years)	10

PRELIMINARY AMORTIZATION SCHEDULE

PERIOD	PAYMENT	INTEREST	PRINCIPAL	BALANCE
1	\$ 345,409.42	\$ 68,479.27	\$ 273,097.22	\$ 5,813,949.00
2	\$ 345,409.42	\$ 65,406.93	\$ 276,169.56	\$ 5,537,779.44
3	\$ 345,409.42	\$ 62,300.02	\$ 279,276.47	\$ 5,258,502.97
4	\$ 345,409.42	\$ 59,158.16	\$ 282,418.33	\$ 4,976,084.63
5	\$ 345,409.42	\$ 55,980.95	\$ 285,595.54	\$ 4,690,489.10
6	\$ 345,409.42	\$ 52,768.00	\$ 288,808.49	\$ 4,401,680.61
7	\$ 345,409.42	\$ 49,518.91	\$ 292,057.58	\$ 4,109,623.03
8	\$ 345,409.42	\$ 46,233.26	\$ 295,343.23	\$ 3,814,279.80
9	\$ 345,409.42	\$ 42,910.65	\$ 298,665.84	\$ 3,515,613.96
10	\$ 345,409.42	\$ 39,550.66	\$ 302,025.83	\$ 3,213,588.12
11	\$ 345,409.42	\$ 36,152.87	\$ 305,423.62	\$ 2,908,164.50
12	\$ 345,409.42	\$ 32,716.85	\$ 308,859.64	\$ 2,599,304.86
13	\$ 345,409.42	\$ 29,242.18	\$ 312,334.31	\$ 2,286,970.55
14	\$ 345,409.42	\$ 25,728.42	\$ 315,848.07	\$ 1,971,122.48
15	\$ 345,409.42	\$ 22,175.13	\$ 319,401.36	\$ 1,651,721.12
16	\$ 345,409.42	\$ 18,581.86	\$ 322,994.63	\$ 1,328,726.50
17	\$ 345,409.42	\$ 14,948.17	\$ 326,628.32	\$ 1,002,098.18
18	\$ 345,409.42	\$ 11,273.60	\$ 330,302.88	\$ 671,795.30
19	\$ 345,409.42	\$ 7,557.70	\$ 334,018.79	\$ 337,776.50
20	\$ 345,409.42	\$ 3,799.99	\$ 337,776.50	\$ -

Note: Assumes two (2) payments per year (ex: 1st year would include PERIOD 1 and 2)

Note: Assumes payments will begin in 1st Pay Year (Year 2 of Annexation)

Note: All estimates shown are preliminary (actual results may vary and may be material)

City of Bloomington

Sources & Uses

September 10, 2021

Maximum Capital Costs - 10 Year Bond

Sources

Bond Proceeds	\$ 8,577,128
Total Sources	\$ 8,577,128

Uses

Capital Projects	\$ 8,490,733
Issuance Costs	\$ 144,342
Misc.	\$ 38,299
Capitalized Interest	\$ -
Total Uses	\$ 8,673,374

Interest Rate	2.3%
Payback Period (in Years)	10

PRELIMINARY AMORTIZATION SCHEDULE

PERIOD	PAYMENT	INTEREST	PRINCIPAL	BALANCE
1	\$ 486,709.08	\$ 96,492.69	\$ 384,815.50	\$ 8,192,312.19
2	\$ 486,709.08	\$ 92,163.51	\$ 389,144.67	\$ 7,803,167.52
3	\$ 486,709.08	\$ 87,785.63	\$ 393,522.55	\$ 7,409,644.97
4	\$ 486,709.08	\$ 83,358.51	\$ 397,949.68	\$ 7,011,695.29
5	\$ 486,709.08	\$ 78,881.57	\$ 402,426.61	\$ 6,609,268.68
6	\$ 486,709.08	\$ 74,354.27	\$ 406,953.91	\$ 6,202,314.77
7	\$ 486,709.08	\$ 69,776.04	\$ 411,532.14	\$ 5,790,782.62
8	\$ 486,709.08	\$ 65,146.30	\$ 416,161.88	\$ 5,374,620.74
9	\$ 486,709.08	\$ 60,464.48	\$ 420,843.70	\$ 4,953,777.04
10	\$ 486,709.08	\$ 55,729.99	\$ 425,578.19	\$ 4,528,198.85
11	\$ 486,709.08	\$ 50,942.24	\$ 430,365.95	\$ 4,097,832.90
12	\$ 486,709.08	\$ 46,100.62	\$ 435,207.56	\$ 3,662,625.34
13	\$ 486,709.08	\$ 41,204.54	\$ 440,103.65	\$ 3,222,521.69
14	\$ 486,709.08	\$ 36,253.37	\$ 445,054.82	\$ 2,777,466.87
15	\$ 486,709.08	\$ 31,246.50	\$ 450,061.68	\$ 2,327,405.19
16	\$ 486,709.08	\$ 26,183.31	\$ 455,124.88	\$ 1,872,280.32
17	\$ 486,709.08	\$ 21,063.15	\$ 460,245.03	\$ 1,412,035.29
18	\$ 486,709.08	\$ 15,885.40	\$ 465,422.79	\$ 946,612.50
19	\$ 486,709.08	\$ 10,649.39	\$ 470,658.79	\$ 475,953.70
20	\$ 486,709.08	\$ 5,354.48	\$ 475,953.70	\$ -

Note: Assumes two (2) payments per year (ex: 1st year would include PERIOD 1 and 2)

Note: Assumes payments will begin in 1st Pay Year (Year 2 of Annexation)

Note: All estimates shown are preliminary (actual results may vary and may be material)

City of Bloomington

Sources & Uses

September 10, 2021

Maximum Capital Costs - 20 Year Bond

Sources

Bond Proceeds \$ 8,577,128

Total Sources \$ 8,577,128

Uses

Capital Projects \$ 8,490,733

Issuance Costs \$ 144,342

Misc. \$ 38,299

Capitalized Interest \$ -

Total Uses \$ 8,673,374

Interest Rate 2.5%

Payback Period (in Years) 20

PRELIMINARY AMORTIZATION SCHEDULE

PERIOD	PAYMENT	INTEREST	PRINCIPAL	BALANCE
1	\$ 276,866.36	\$ 107,214.10	\$ 166,579.95	\$ 8,410,547.74
2	\$ 276,866.36	\$ 105,131.85	\$ 168,662.20	\$ 8,241,885.54
3	\$ 276,866.36	\$ 103,023.57	\$ 170,770.47	\$ 8,071,115.07
4	\$ 276,866.36	\$ 100,888.94	\$ 172,905.10	\$ 7,898,209.96
5	\$ 276,866.36	\$ 98,727.62	\$ 175,066.42	\$ 7,723,143.55
6	\$ 276,866.36	\$ 96,539.29	\$ 177,254.75	\$ 7,545,888.80
7	\$ 276,866.36	\$ 94,323.61	\$ 179,470.43	\$ 7,366,418.36
8	\$ 276,866.36	\$ 92,080.23	\$ 181,713.81	\$ 7,184,704.55
9	\$ 276,866.36	\$ 89,808.81	\$ 183,985.24	\$ 7,000,719.32
10	\$ 276,866.36	\$ 87,508.99	\$ 186,285.05	\$ 6,814,434.26
11	\$ 276,866.36	\$ 85,180.43	\$ 188,613.61	\$ 6,625,820.65
12	\$ 276,866.36	\$ 82,822.76	\$ 190,971.28	\$ 6,434,849.36
13	\$ 276,866.36	\$ 80,435.62	\$ 193,358.43	\$ 6,241,490.94
14	\$ 276,866.36	\$ 78,018.64	\$ 195,775.41	\$ 6,045,715.53
15	\$ 276,866.36	\$ 75,571.44	\$ 198,222.60	\$ 5,847,492.93
16	\$ 276,866.36	\$ 73,093.66	\$ 200,700.38	\$ 5,646,792.55
17	\$ 276,866.36	\$ 70,584.91	\$ 203,209.14	\$ 5,443,583.42
18	\$ 276,866.36	\$ 68,044.79	\$ 205,749.25	\$ 5,237,834.16
19	\$ 276,866.36	\$ 65,472.93	\$ 208,321.12	\$ 5,029,513.05
20	\$ 276,866.36	\$ 62,868.91	\$ 210,925.13	\$ 4,818,587.92
21	\$ 276,866.36	\$ 60,232.35	\$ 213,561.69	\$ 4,605,026.22
22	\$ 276,866.36	\$ 57,562.83	\$ 216,231.22	\$ 4,388,795.01
23	\$ 276,866.36	\$ 54,859.94	\$ 218,934.11	\$ 4,169,860.90
24	\$ 276,866.36	\$ 52,123.26	\$ 221,670.78	\$ 3,948,190.12
25	\$ 276,866.36	\$ 49,352.38	\$ 224,441.67	\$ 3,723,748.46
26	\$ 276,866.36	\$ 46,546.86	\$ 227,247.19	\$ 3,496,501.27
27	\$ 276,866.36	\$ 43,706.27	\$ 230,087.78	\$ 3,266,413.49
28	\$ 276,866.36	\$ 40,830.17	\$ 232,963.87	\$ 3,033,449.62
29	\$ 276,866.36	\$ 37,918.12	\$ 235,875.92	\$ 2,797,573.69
30	\$ 276,866.36	\$ 34,969.67	\$ 238,824.37	\$ 2,558,749.32
31	\$ 276,866.36	\$ 31,984.37	\$ 241,809.68	\$ 2,316,939.65
32	\$ 276,866.36	\$ 28,961.75	\$ 244,832.30	\$ 2,072,107.35
33	\$ 276,866.36	\$ 25,901.34	\$ 247,892.70	\$ 1,824,214.65
34	\$ 276,866.36	\$ 22,802.68	\$ 250,991.36	\$ 1,573,223.29
35	\$ 276,866.36	\$ 19,665.29	\$ 254,128.75	\$ 1,319,094.54
36	\$ 276,866.36	\$ 16,488.68	\$ 257,305.36	\$ 1,061,789.17
37	\$ 276,866.36	\$ 13,272.36	\$ 260,521.68	\$ 801,267.50
38	\$ 276,866.36	\$ 10,015.84	\$ 263,778.20	\$ 537,489.30
39	\$ 276,866.36	\$ 6,718.62	\$ 267,075.43	\$ 270,413.87
40	\$ 276,866.36	\$ 3,380.17	\$ 270,413.87	\$ -

Note: Assumes two (2) payments per year (ex: 1st year would include PERIOD 1 and 2)

Note: Assumes payments will begin in 1st Pay Year (Year 2 of Annexation)

Note: All estimates shown are preliminary (actual results may vary and may be material)

City of Bloomington - Annexation

Projected Non-Capital & Capital Expenses
City Clerk Department - Area 1B: South-West Bloomington Annexation Area
September 10, 2021

IF ONLY AREA 1B IS ANNEXED

Expense Items	Year 1				Year 2				Year 3				Year 4			
	Number	Minimum Costs	Number	Maximum Costs	Number	Minimum Costs	Number	Maximum Costs	Number	Minimum Costs	Number	Maximum Costs	Number	Minimum Costs	Number	Maximum Costs
Non Capital Expenses																
Total Non Capital Expenses		\$ -		\$ -		\$ -		\$ -		\$ -		\$ -		\$ -		\$ -
Capital Expenses																
Total Capital Expenses		\$ -		\$ -		\$ -		\$ -		\$ -		\$ -		\$ -		\$ -
Total Non Cap/Capital Exp		\$ -		\$ -		\$ -		\$ -		\$ -		\$ -		\$ -		\$ -

City of Bloomington - Annexation

Projected Non-Capital & Capital Expenses
Community & Family Resources Department - Area 1B: South-West Bloomington Annexation Area
September 10, 2021

IF ONLY AREA 1B IS ANNEXED																
Expense Items	Year 1				Year 2				Year 3				Year 4			
	Number	Minimum Costs	Number	Maximum Costs	Number	Minimum Costs	Number	Maximum Costs	Number	Minimum Costs	Number	Maximum Costs	Number	Minimum Costs	Number	Maximum Costs
Non Capital Expenses																
New Employees	0.26	\$ 15,608	0.26	\$ 15,608	0.26	\$ 16,076	0.26	\$ 16,076	0.26	\$ 16,559	0.26	\$ 16,559	0.26	\$ 17,055	0.26	\$ 17,055
Marketing	0.26	\$ 2,081	0.26	\$ 2,081	0.26	\$ 2,143	0.26	\$ 2,143	0.26	\$ 2,208	0.26	\$ 2,208	0.26	\$ 2,274	0.26	\$ 2,274
New Program Development	0.26	\$ 6,503	0.26	\$ 6,503	0.26	\$ 6,698	0.26	\$ 6,698	0.26	\$ 6,899	0.26	\$ 6,899	0.26	\$ 7,106	0.26	\$ 7,106
Total Non Capital Expenses		\$ 24,192		\$ 24,192		\$ 24,918		\$ 24,918		\$ 25,666		\$ 25,666		\$ 26,436		\$ 26,436
Capital Expenses																
Total Capital Expenses		\$ -		\$ -		\$ -		\$ -		\$ -		\$ -		\$ -		\$ -
Total Non Cap/Capital Exp		\$ 24,192		\$ 24,192		\$ 24,918		\$ 24,918		\$ 25,666		\$ 25,666		\$ 26,436		\$ 26,436

Note (1): Years 2, 3, and 4 assume a 3% increase due to cost of inflation.

City of Bloomington - Annexation

Projected Non-Capital & Capital Expenses
Controller Department - Area 1B: South-West Bloomington Annexation Area
September 10, 2021

IF ONLY AREA 1B IS ANNEXED

Expense Items	Year 1				Year 2				Year 3				Year 4			
	Number	Minimum Costs	Number	Maximum Costs	Number	Minimum Costs	Number	Maximum Costs	Number	Minimum Costs	Number	Maximum Costs	Number	Minimum Costs	Number	Maximum Costs
Non Capital Expenses																
New Employees			0.28	\$ 23,207			0.28	\$ 23,903			0.28	\$ 24,620			0.28	\$ 25,359
Supplies			0.28	\$ 310			0.28	\$ 319			0.28	\$ 328			0.28	\$ 338
Total Non Capital Expenses		\$ -		\$ 23,516		\$ -		\$ 24,222		\$ -		\$ 24,949		\$ -		\$ 25,697
Capital Expenses																
Total Capital Expenses		\$ -		\$ -		\$ -		\$ -		\$ -		\$ -		\$ -		\$ -
Total Non Cap/Capital Exp		\$ -		\$ 23,516		\$ -		\$ 24,222		\$ -		\$ 24,949		\$ -		\$ 25,697

Note (1): Years 2, 3, and 4 assume a 3% increase due to cost of inflation.

City of Bloomington - Annexation

Projected Non-Capital & Capital Expenses
Council Department - Area 1B: South-West Bloomington Annexation Area
September 10, 2021

IF ONLY AREA 1B IS ANNEXED

Expense Items	Year 1				Year 2				Year 3				Year 4			
	Number	Minimum Costs	Number	Maximum Costs	Number	Minimum Costs	Number	Maximum Costs	Number	Minimum Costs	Number	Maximum Costs	Number	Minimum Costs	Number	Maximum Costs
Non Capital Expenses																
Total Non Capital Expenses		\$ -		\$ -		\$ -		\$ -		\$ -		\$ -		\$ -		\$ -
Capital Expenses																
Total Capital Expenses		\$ -		\$ -		\$ -		\$ -		\$ -		\$ -		\$ -		\$ -
Total Non Cap/Capital Exp		\$ -		\$ -		\$ -		\$ -		\$ -		\$ -		\$ -		\$ -

IF ONLY AREA 1B IS ANNEXED

Expense Items	Year 1				Year 2				Year 3				Year 4			
	Number	Minimum Costs	Number	Maximum Costs	Number	Minimum Costs	Number	Maximum Costs	Number	Minimum Costs	Number	Maximum Costs	Number	Minimum Costs	Number	Maximum Costs
Non Capital Expenses																
Labor Support \$160k - \$75k x 2 Years	0.26	\$ 19,510	0.26	\$ 19,510	0.26	\$ 19,510	0.26	\$ 19,510		\$ -		\$ -		\$ -		\$ -
Total Non Capital Expenses		\$ 19,510		\$ 19,510		\$ 19,510		\$ 19,510		\$ -		\$ -		\$ -		\$ -
Capital Expenses																
Total Capital Expenses		\$ -		\$ -		\$ -		\$ -		\$ -		\$ -		\$ -		\$ -
Total Non Cap/Capital Exp		\$ 19,510		\$ 19,510		\$ 19,510		\$ 19,510		\$ -		\$ -		\$ -		\$ -

Note (1): Non capital expenses for Years 2, 3, and 4 assume a 3% increase due to cost of inflation.

City of Bloomington - Annexation

Projected Non-Capital & Capital Expenses

Engineering Department - Area 1B: South-West Bloomington Annexation Area

September 10, 2021

IF ONLY AREA 1B IS ANNEXED

Expense Items	Year 1				Year 2				Year 3				Year 4			
	Number	Minimum Costs	Number	Maximum Costs	Number	Minimum Costs	Number	Maximum Costs	Number	Minimum Costs	Number	Maximum Costs	Number	Minimum Costs	Number	Maximum Costs
Non Capital Expenses																
New Project Manager	0.24	\$ 13,007	0.26	\$ 14,047	0.24	\$ 13,397	0.26	\$ 14,469	0.24	\$ 13,799	0.26	\$ 14,903	0.24	\$ 14,213	0.26	\$ 15,350
New Engineering Field Specialist	0.24	\$ 12,486	0.26	\$ 13,527	0.24	\$ 12,861	0.26	\$ 13,933	0.24	\$ 13,247	0.26	\$ 14,351	0.24	\$ 13,644	0.26	\$ 14,781
Supplies	0.26	\$ 1,691	0.26	\$ 1,691	0.26	\$ 1,742	0.26	\$ 1,742	0.26	\$ 1,794	0.26	\$ 1,794	0.26	\$ 1,848	0.26	\$ 1,848
Travel, Dues & Instructions	0.26	\$ 390	0.26	\$ 390	0.26	\$ 402	0.26	\$ 402	0.26	\$ 414	0.26	\$ 414	0.26	\$ 426	0.26	\$ 426
Total Non Capital Expenses		\$ 27,574		\$ 29,655		\$ 28,401		\$ 30,545		\$ 29,253		\$ 31,461		\$ 30,131		\$ 32,405
Capital Expenses																
Trucks	0.35	\$ 8,671	0.35	\$ 8,671	0.35	\$ 8,671	0.35	\$ 8,671	0.35	\$ 8,671	0.35	\$ 8,671	0.00	\$ -	0.00	\$ -
Phones/Tablets	0.35	\$ 173	0.35	\$ 173	0.35	\$ 173	0.35	\$ 173	0.35	\$ 173	0.35	\$ 173	0.00	\$ -	0.00	\$ -
Work Space Expansion	0.17	\$ 8,671	0.35	\$ 17,342	0.17	\$ 8,671	0.35	\$ 17,342	0.17	\$ 8,671	0.35	\$ 17,342	0.00	\$ -	0.00	\$ -
Engineering Projects	0.09	\$ 147,409	0.09	\$ 147,409	0.09	\$ 147,409	0.09	\$ 147,409	0.09	\$ 147,409	0.09	\$ 147,409	0.00	\$ -	0.00	\$ -
Total Capital Expenses		\$ 164,925		\$ 173,596		\$ 164,925		\$ 173,596		\$ 164,925		\$ 173,596		\$ -		\$ -
Total Non Cap/Capital Exp		\$ 192,499		\$ 203,251		\$ 193,326		\$ 204,141		\$ 194,178		\$ 205,057		\$ 30,131		\$ 32,405

Note (1): Non capital expenses for Years 2, 3, and 4 assume a 3% increase due to cost of inflation.

City of Bloomington - Annexation

Projected Non-Capital & Capital Expenses

Fire Department - Area 1B: South-West Bloomington Annexation Area

September 10, 2021

IF ONLY AREA 1B IS ANNEXED

Expense Items	Year 1				Year 2				Year 3				Year 4			
	Number	Minimum Costs	Number	Maximum Costs	Number	Minimum Costs	Number	Maximum Costs	Number	Minimum Costs	Number	Maximum Costs	Number	Minimum Costs	Number	Maximum Costs
Non Capital Expenses																
Captains	0.00	\$ -	0.00	\$ -	0.00	\$ -	0.00	\$ -	0.00	\$ -	0.00	\$ -	0.00	\$ -	0.00	\$ -
Chauffeurs	0.00	\$ -	0.00	\$ -	0.00	\$ -	0.00	\$ -	0.00	\$ -	0.00	\$ -	0.00	\$ -	0.00	\$ -
Firefighters	0.00	\$ -	0.00	\$ -	0.00	\$ -	0.00	\$ -	0.00	\$ -	0.00	\$ -	0.00	\$ -	0.00	\$ -
Deputy Fire Marshal	0.00	\$ -	0.00	\$ -	0.00	\$ -	0.00	\$ -	0.00	\$ -	0.00	\$ -	0.00	\$ -	0.00	\$ -
Apparatus Operating Maintenance	0.00	\$ -	0.00	\$ -	0.00	\$ -	0.00	\$ -	0.00	\$ -	0.00	\$ -	0.00	\$ -	0.00	\$ -
Fire Station Annual Maintenance	0.00	\$ -	0.00	\$ -	0.00	\$ -	0.00	\$ -	0.00	\$ -	0.00	\$ -	0.00	\$ -	0.00	\$ -
Total Non Capital Expenses		\$ -		\$ -		\$ -		\$ -		\$ -		\$ -		\$ -		\$ -
Capital Expenses																
Station Upgrade	0.00	\$ -	0.00	\$ -												
Fire Engine Pumper	0.00	\$ -	0.00	\$ -												
SCBA Inventory	0.00	\$ -	0.00	\$ -												
Personal Protective Equipment	0.00	\$ -	0.00	\$ -												
Office Reconfiguration/Furniture	0.00	\$ -	0.00	\$ -												
Communication Equipment	0.00	\$ -	0.00	\$ -												
Total Capital Expenses		\$ -		\$ -		\$ -		\$ -		\$ -		\$ -		\$ -		\$ -
Total Non Cap/Capital Exp		\$ -		\$ -		\$ -		\$ -		\$ -		\$ -		\$ -		\$ -

Note (1): Based on supplying fire protection to Richland and Salt Creek Townships.

City of Bloomington - Annexation

Projected Non-Capital & Capital Expenses

HAND Department - Area 1B: South-West Bloomington Annexation Area

September 10, 2021

IF ONLY AREA 1B IS ANNEXED

Expense Items	Year 1				Year 2				Year 3				Year 4			
	Number	Minimum Costs	Number	Maximum Costs	Number	Minimum Costs	Number	Maximum Costs	Number	Minimum Costs	Number	Maximum Costs	Number	Minimum Costs	Number	Maximum Costs
Non Capital Expenses																
Neighborhood Compliance Officer (NCO)	2	\$ 206,752	2	\$ 206,752	2	\$ 212,955	2	\$ 212,955	2	\$ 219,343	2	\$ 219,343	2	\$ 225,923	2	\$ 225,923
Administrative Assistant	0.34	\$ 11,663	0.68	\$ 23,327	0.34	\$ 12,013	0.68	\$ 24,027	0.34	\$ 12,374	0.68	\$ 24,748	0.34	\$ 12,745	0.68	\$ 25,490
Supplies/Other	0.34	\$ 1,021	0.34	\$ 1,702	0.34	\$ 1,052	0.34	\$ 1,753	0.34	\$ 1,083	0.34	\$ 1,805	0.34	\$ 1,116	0.34	\$ 1,860
NCO Inspection Tools	2	\$ 200	2	\$ 200												
Total Non Capital Expenses		\$ 219,637		\$ 231,981		\$ 226,020		\$ 238,734		\$ 232,800		\$ 245,896		\$ 239,784		\$ 253,273
Capital Expenses																
NCO Vehicles	0.67	\$ 22,845	0.67	\$ 22,845	0.67	\$ 22,845	0.67	\$ 22,845	0.67	\$ 22,845	0.67	\$ 22,845	0.00	\$ -	0.00	\$ -
NCO Technology	0.67	\$ 1,167	0.67	\$ 1,167	0.67	\$ 1,167	0.67	\$ 1,167	0.67	\$ 1,167	0.67	\$ 1,167	0.00	\$ -	0.00	\$ -
Total Capital Expenses		\$ 24,011		\$ 24,011		\$ 24,011		\$ 24,011		\$ 24,011		\$ 24,011		\$ -		\$ -
Total Non Cap/Capital Exp		\$ 243,648		\$ 255,992		\$ 250,031		\$ 262,746		\$ 256,812		\$ 269,908		\$ 239,784		\$ 253,273

Note (1): Non capital expenses for Years 2, 3, and 4 assume a 3% increase due to cost of inflation.

City of Bloomington - Annexation

Projected Non-Capital & Capital Expenses

Human Resources Department - Area 1B: South-West Bloomington Annexation Area

September 10, 2021

IF ONLY AREA 1B IS ANNEXED

Expense Items	Year 1				Year 2				Year 3				Year 4			
	Number	Minimum Costs	Number	Maximum Costs	Number	Minimum Costs	Number	Maximum Costs	Number	Minimum Costs	Number	Maximum Costs	Number	Minimum Costs	Number	Maximum Costs
Non Capital Expenses																
Special Project Manager	0.29	\$ 23,503	0.29	\$ 23,503	0.29	\$ 24,208	0.29	\$ 24,208	0.29	\$ 24,934	0.29	\$ 24,934	0.29	\$ 25,682	0.29	\$ 25,682
Administrative Assistant	0.29	\$ 12,038	0.29	\$ 12,038	0.29	\$ 12,399	0.29	\$ 12,399	0.29	\$ 12,771	0.29	\$ 12,771	0.29	\$ 13,154	0.29	\$ 13,154
Training/Professional Dues	0.29	\$ 226	0.29	\$ 226	0.29	\$ 233	0.29	\$ 233	0.29	\$ 240	0.29	\$ 240	0.29	\$ 247	0.29	\$ 247
Supplies	0.29	\$ 143	0.29	\$ 143	0.29	\$ 148	0.29	\$ 148	0.29	\$ 152	0.29	\$ 152	0.29	\$ 157	0.29	\$ 157
Total Non Capital Expenses		\$ 35,910		\$ 35,910		\$ 36,988		\$ 36,988		\$ 38,097		\$ 38,097		\$ 39,240		\$ 39,240
Capital Expenses																
Computer/Office Equip	0.10	\$ 239	0.10	\$ 478	0.10	\$ 239	0.10	\$ 478	0.10	\$ 239	0.10	\$ 478	0.00	\$ -	0.00	\$ -
Total Capital Expenses		\$ 239		\$ 478		\$ 239		\$ 478		\$ 239		\$ 478		\$ -		\$ -
Total Non Cap/Capital Exp		\$ 36,149		\$ 36,388		\$ 37,227		\$ 37,465		\$ 38,336		\$ 38,575		\$ 39,240		\$ 39,240

Note (1): Non capital expenses for Years 2, 3, and 4 assume a 3% increase due to cost of inflation.

City of Bloomington - Annexation

Projected Non-Capital & Capital Expenses

ITS Department - Area 1B: South-West Bloomington Annexation Area

September 10, 2021

IF ONLY AREA 1B IS ANNEXED

Expense Items	Year 1				Year 2				Year 3				Year 4			
	Number	Minimum Costs	Number	Maximum Costs	Number	Minimum Costs	Number	Maximum Costs	Number	Minimum Costs	Number	Maximum Costs	Number	Minimum Costs	Number	Maximum Costs
Non Capital Expenses																
Tech Support Specialist	0.13	\$ 9,105	0.26	\$ 18,209	0.13	\$ 18,756	0.26	\$ 18,756	0.13	\$ 19,318	0.26	\$ 19,318	0.13	\$ 19,898	0.26	\$ 19,898
Application Analyst	0.26	\$ 22,111	0.26	\$ 22,111	0.26	\$ 22,775	0.26	\$ 22,775	0.26	\$ 23,458	0.26	\$ 23,458	0.26	\$ 24,162	0.26	\$ 24,162
GIS Specialist	0.13	\$ 9,755	0.26	\$ 19,510	0.13	\$ 20,095	0.26	\$ 20,095	0.13	\$ 20,698	0.26	\$ 20,698	0.13	\$ 21,319	0.26	\$ 21,319
Junior Systems/Network Admin	0	\$ -	0	\$ -	0.26	\$ 19,510	0.26	\$ 19,510	0.27	\$ 20,095	0.27	\$ 20,095	0.28	\$ 20,698	0.28	\$ 20,698
Software Licenses & Maintenance	0.26	\$ 117	0.26	\$ 117	0.26	\$ 150	0.26	\$ 150	0.26	\$ 150	0.26	\$ 150	0.26	\$ 150	0.26	\$ 150
Phone Service	0.26	\$ 234	0.26	\$ 234	0.26	\$ 241	0.26	\$ 241	0.26	\$ 248	0.26	\$ 248	0.26	\$ 256	0.26	\$ 256
New Facility Maintenance	0.26	\$ 1,301	0.26	\$ 1,301	0.26	\$ 1,340	0.26	\$ 1,340	0.26	\$ 1,380	0.26	\$ 1,380	0.26	\$ 1,421	0.26	\$ 1,421
Total Non Capital Expenses		\$ 42,623		\$ 61,483		\$ 82,866		\$ 82,866		\$ 85,348		\$ 85,348		\$ 87,904		\$ 87,904
Capital Expenses																
Hardware (Tech) for Staff	0.09	\$ 173	0.09	\$ 173	0.09	\$ 173	0.09	\$ 173	0.09	\$ 173	0.09	\$ 173	0.00	\$ -	0.00	\$ -
Existing Facility Improvements	0.09	\$ 867	0.09	\$ 1,734	0.09	\$ 867	0.09	\$ 1,734	0.09	\$ 867	0.09	\$ 1,734	0.00	\$ -	0.00	\$ -
New Facility	0.09	\$ 2,601	0.09	\$ 5,203	0.09	\$ 2,601	0.09	\$ 5,203	0.09	\$ 2,601	0.09	\$ 5,203	0.00	\$ -	0.00	\$ -
Total Capital Expenses		\$ 3,642		\$ 7,110		\$ 3,642		\$ 7,110		\$ 3,642		\$ 7,110		\$ -		\$ -
Total Non Cap/Capital Exp		\$ 46,265		\$ 68,593		\$ 86,508		\$ 89,977		\$ 88,990		\$ 92,458		\$ 87,904		\$ 87,904

Note (1): Non capital expenses for Years 2, 3, and 4 assume a 3% increase due to cost of inflation.

City of Bloomington - Annexation

Projected Non-Capital & Capital Expenses
Legal Department - Area 1B: South-West Bloomington Annexation Area
September 10, 2021

IF ONLY AREA 1B IS ANNEXED

Expense Items	Year 1				Year 2				Year 3				Year 4			
	Number	Minimum Costs	Number	Maximum Costs	Number	Minimum Costs	Number	Maximum Costs	Number	Minimum Costs	Number	Maximum Costs	Number	Minimum Costs	Number	Maximum Costs
Non Capital Expenses																
		\$ -		\$ -		\$ -		\$ -		\$ -		\$ -		\$ -		\$ -
Total Non Capital Expenses		\$ -		\$ -		\$ -		\$ -		\$ -		\$ -		\$ -		\$ -
Capital Expenses																
Total Capital Expenses		\$ -		\$ -		\$ -		\$ -		\$ -		\$ -		\$ -		\$ -
Total Non Cap/Capital Exp		\$ -		\$ -		\$ -		\$ -		\$ -		\$ -		\$ -		\$ -

Note (1): Non capital expenses for Years 2, 3, and 4 assume a 3% increase due to cost of inflation.

City of Bloomington - Annexation

Projected Non-Capital & Capital Expenses
Mayor Department - Area 1B: South-West Bloomington Annexation Area
September 10, 2021

IF ONLY AREA 1B IS ANNEXED

Expense Items	Year 1				Year 2				Year 3				Year 4			
	Number	Minimum Costs	Number	Maximum Costs	Number	Minimum Costs	Number	Maximum Costs	Number	Minimum Costs	Number	Maximum Costs	Number	Minimum Costs	Number	Maximum Costs
Non Capital Expenses																
New Employee	0.26	\$ 39,020	0.26	\$ 39,020	0.26	\$ 40,191	0.26	\$ 40,191	0.26	\$ 41,396	0.26	\$ 41,396	0.26	\$ 42,638	0.26	\$ 42,638
Total Non Capital Expenses		\$ 39,020		\$ 39,020		\$ 40,191		\$ 40,191		\$ 41,396		\$ 41,396		\$ 42,638		\$ 42,638
Capital Expenses																
Total Capital Expenses		\$ -		\$ -		\$ -		\$ -		\$ -		\$ -		\$ -		\$ -
Total Non Cap/Capital Exp		\$ 39,020		\$ 39,020		\$ 40,191		\$ 40,191		\$ 41,396		\$ 41,396		\$ 42,638		\$ 42,638

City of Bloomington - Annexation

Projected Non-Capital & Capital Expenses

Parks Department - Area 1B: South-West Bloomington Annexation Area

September 10, 2021

IF ONLY AREA 1B IS ANNEXED

Expense Items	Year 1				Year 2				Year 3				Year 4			
	Number	Minimum Costs	Number	Maximum Costs	Number	Minimum Costs	Number	Maximum Costs	Number	Minimum Costs	Number	Maximum Costs	Number	Minimum Costs	Number	Maximum Costs
Non Capital Expenses																
Seasonal Employee	0.50	\$ 18,195	2.00	\$ 72,780	0.50	\$ 18,741	2.00	\$ 74,964	0.50	\$ 19,303	2.00	\$ 77,212	0.50	\$ 19,882	2.00	\$ 79,529
Full Time Staff	0.25	\$ 11,857	0.25	\$ 11,857	0.25	\$ 12,213	0.25	\$ 12,213	0.25	\$ 12,579	0.25	\$ 12,579	0.25	\$ 12,957	0.25	\$ 12,957
Labor - Grounds & Facilities	0.25	\$ 6,335	0.25	\$ 19,027	0.25	\$ 6,525	0.25	\$ 19,597	0.25	\$ 6,721	0.25	\$ 20,185	0.25	\$ 6,923	0.25	\$ 20,791
Supplies - Grounds & Facilities	0.25	\$ 2,543	0.25	\$ 7,628	0.25	\$ 2,619	0.25	\$ 7,857	0.25	\$ 2,697	0.25	\$ 8,092	0.25	\$ 2,778	0.25	\$ 8,335
Miscellaneous	0.25	\$ 571	0.25	\$ 1,714	0.25	\$ 589	0.25	\$ 1,766	0.25	\$ 606	0.25	\$ 1,818	0.25	\$ 624	0.25	\$ 1,873
Total Non Capital Expenses		\$ 39,501		\$ 113,006		\$ 40,686		\$ 116,396		\$ 41,907		\$ 119,888		\$ 43,164		\$ 123,484
Capital Expenses																
Parks/Trails/Enhancements	0.14	\$ 255,636	0.33	\$ 623,310	0.14	\$ 255,636	0.33	\$ 623,310	0.14	\$ 255,636	0.33	\$ 623,310	0.00	\$ -	0.00	\$ -
Total Capital Expenses		\$ 255,636		\$ 623,310		\$ 255,636		\$ 623,310		\$ 255,636		\$ 623,310		\$ -		\$ -
Total Non Cap/Capital Exp		\$ 295,137		\$ 736,316		\$ 296,322		\$ 739,706		\$ 297,543		\$ 743,198		\$ 43,164		\$ 123,484

Note (1): Non capital expenses for Years 2, 3, and 4 assume a 3% increase due to cost of inflation.

City of Bloomington - Annexation

Projected Non-Capital & Capital Expenses

Planning Department - Area 1B: South-West Bloomington Annexation Area

September 10, 2021

IF ONLY AREA 1B IS ANNEXED

Expense Items	Year 1				Year 2				Year 3				Year 4			
	Number	Minimum Costs	Number	Maximum Costs	Number	Minimum Costs	Number	Maximum Costs	Number	Minimum Costs	Number	Maximum Costs	Number	Minimum Costs	Number	Maximum Costs
Non Capital Expenses																
Development Services (DS) - Zoning Planner (1)	0.28	\$ 12,743	0.28	\$ 12,743	0.28	\$ 13,125	0.28	\$ 13,125	0.28	\$ 13,519	0.28	\$ 13,519	0.28	\$ 13,924	0.28	\$ 13,924
(DS) - Senior Zoning Planner (1)	0.28	\$ 16,141	0.28	\$ 16,141	0.28	\$ 16,625	0.28	\$ 16,625	0.28	\$ 17,124	0.28	\$ 17,124	0.28	\$ 17,637	0.28	\$ 17,637
(DS) - Zoning Compliance Planner (1)	0.28	\$ 14,158	0.28	\$ 14,158	0.28	\$ 14,583	0.28	\$ 14,583	0.28	\$ 15,021	0.28	\$ 15,021	0.28	\$ 15,471	0.28	\$ 15,471
Miscellaneous	0.28	\$ 2,343	0.28	\$ 2,343	0.28	\$ 2,414	0.28	\$ 2,414	0.28	\$ 2,486	0.28	\$ 2,486	0.28	\$ 2,560	0.28	\$ 2,560
Total Non Capital Expenses		\$ 45,385		\$ 45,385		\$ 46,746		\$ 46,746		\$ 48,149		\$ 48,149		\$ 49,593		\$ 49,593
Capital Expenses																
Zoning New Land Mass	0.09	\$ 9,439	0.09	\$ 9,439	0.09	\$ 9,439	0.09	\$ 9,439	0.09	\$ 9,439	0.09	\$ 9,439	0.00	\$ -	0.00	\$ -
Database	0.09	\$ 14,158	0.09	\$ 14,158	0.09	\$ 14,158	0.09	\$ 14,158	0.09	\$ 14,158	0.09	\$ 14,158	0.00	\$ -	0.00	\$ -
Total Capital Expenses		\$ 23,597		\$ 23,597		\$ 23,597		\$ 23,597		\$ 23,597		\$ 23,597		\$ -		\$ -
Total Non Cap/Capital Exp		\$ 68,982		\$ 68,982		\$ 70,343		\$ 70,343		\$ 71,746		\$ 71,746		\$ 49,593		\$ 49,593

Note (1): Non capital expenses for Years 2, 3, and 4 assume a 3% increase due to cost of inflation.

City of Bloomington - Annexation

Projected Non-Capital & Capital Expenses

Police Department (SWORN) - Area 1B: South-West Bloomington Annexation Area

September 10, 2021

IF ONLY AREA 1B IS ANNEXED

Expense Items	Year 1				Year 2				Year 3				Year 4			
	Number	Minimum Costs	Number	Maximum Costs	Number	Minimum Costs	Number	Maximum Costs	Number	Minimum Costs	Number	Maximum Costs	Number	Minimum Costs	Number	Maximum Costs
Non Capital Expenses																
Sworn Officer	4.88	\$ 424,250	7.00	\$ 608,091	4.88	\$ 436,977	7.00	\$ 626,334	4.88	\$ 450,086	7.00	\$ 645,124	4.88	\$ 463,589	7.00	\$ 664,477
Sworn Detective	0.95	\$ 84,471	1.75	\$ 154,863	0.95	\$ 87,005	1.75	\$ 159,509	0.95	\$ 89,615	1.75	\$ 164,295	0.95	\$ 92,304	1.75	\$ 169,223
Sworn Sergeant	0.90	\$ 88,488	1.50	\$ 147,480	0.90	\$ 91,143	1.50	\$ 151,905	0.90	\$ 93,877	1.50	\$ 156,462	0.90	\$ 96,693	1.50	\$ 161,156
Sworn Lieutenant	0.33	\$ 33,421	0.50	\$ 50,131	0.33	\$ 34,423	0.50	\$ 51,635	0.33	\$ 35,456	0.50	\$ 53,184	0.33	\$ 36,520	0.50	\$ 54,779
Sworn Administrator - Captain	0.33	\$ 34,066	0.50	\$ 51,099	0.33	\$ 35,088	0.50	\$ 52,632	0.33	\$ 36,141	0.50	\$ 54,211	0.33	\$ 37,225	0.50	\$ 55,837
Total Non Capital Expenses		\$ 664,695		\$ 1,011,664		\$ 684,636		\$ 1,042,014		\$ 705,175		\$ 1,073,275		\$ 726,330		\$ 1,105,473

Capital Expenses																
MDT	1.74	\$ 4,860	2.70	\$ 7,560	1.74	\$ 4,860	2.70	\$ 7,560	1.74	\$ 4,860	2.70	\$ 7,560	0.00	\$ -	0.00	\$ -
Mobile Radio	1.74	\$ 5,207	2.70	\$ 8,100	1.74	\$ 5,207	2.70	\$ 8,100	1.74	\$ 5,207	2.70	\$ 8,100	0.00	\$ -	0.00	\$ -
Car Equipment	1.74	\$ 8,679	2.70	\$ 13,500	1.74	\$ 8,679	2.70	\$ 13,500	1.74	\$ 8,679	2.70	\$ 13,500	0.00	\$ -	0.00	\$ -
Car Build-out	1.74	\$ 1,736	2.70	\$ 2,700	1.74	\$ 1,736	2.70	\$ 2,700	1.74	\$ 1,736	2.70	\$ 2,700	0.00	\$ -	0.00	\$ -
Cradlepoints/Atennas/Cables	1.74	\$ 3,472	2.70	\$ 5,400	1.74	\$ 3,472	2.70	\$ 5,400	1.74	\$ 3,472	2.70	\$ 5,400	0.00	\$ -	0.00	\$ -
Computer	1.02	\$ 1,624	1.64	\$ 2,629	1.02	\$ 1,624	1.64	\$ 2,629	1.02	\$ 1,624	1.64	\$ 2,629	0.00	\$ -	0.00	\$ -
Patrol Cars	1.62	\$ 45,490	2.53	\$ 70,933	1.62	\$ 45,490	2.53	\$ 70,933	1.62	\$ 45,490	2.53	\$ 70,933	0.00	\$ -	0.00	\$ -
Stop Sticks	0.90	\$ 448	1.28	\$ 642	0.90	\$ 448	1.28	\$ 642	0.90	\$ 448	1.28	\$ 642	0.00	\$ -	0.00	\$ -
Vehicle Wrap	0.90	\$ 672	1.28	\$ 963	0.90	\$ 672	1.28	\$ 963	0.90	\$ 672	1.28	\$ 963	0.00	\$ -	0.00	\$ -
AEDs (Defibrilators)	0.90	\$ 1,880	1.28	\$ 2,695	0.90	\$ 1,880	1.28	\$ 2,695	0.90	\$ 1,880	1.28	\$ 2,695	0.00	\$ -	0.00	\$ -
Misc Car Equipment	0.90	\$ 179	1.28	\$ 257	0.90	\$ 179	1.28	\$ 257	0.90	\$ 179	1.28	\$ 257	0.00	\$ -	0.00	\$ -
Body Cams/Licensing	1.63	\$ 3,256	2.33	\$ 4,667	1.63	\$ 3,256	2.33	\$ 4,667	1.63	\$ 3,256	2.33	\$ 4,667	0.00	\$ -	0.00	\$ -
Officer Gear	1.63	\$ 14,163	2.33	\$ 20,300	1.63	\$ 14,163	2.33	\$ 20,300	1.63	\$ 14,163	2.33	\$ 20,300	0.00	\$ -	0.00	\$ -
Building/Office Space	1.63	\$ 12,484	2.33	\$ 17,893	1.63	\$ 12,484	2.33	\$ 17,893	1.63	\$ 12,484	2.33	\$ 17,893	0.00	\$ -	0.00	\$ -
Cell Phone	0.84	\$ 168	1.42	\$ 283	0.84	\$ 168	1.42	\$ 283	0.84	\$ 168	1.42	\$ 283	0.00	\$ -	0.00	\$ -
Laptop	0.11	\$ 144	0.17	\$ 217	0.11	\$ 144	0.17	\$ 217	0.11	\$ 144	0.17	\$ 217	0.00	\$ -	0.00	\$ -
Interceptor SUV	0.11	\$ 3,778	0.17	\$ 5,667	0.11	\$ 3,778	0.17	\$ 5,667	0.11	\$ 3,778	0.17	\$ 5,667	0.00	\$ -	0.00	\$ -
Officer Furniture	0.28	\$ 55	0.40	\$ 79	0.28	\$ 55	0.40	\$ 79	0.28	\$ 55	0.40	\$ 79	0.00	\$ -	0.00	\$ -
Detective Furniture	0.32	\$ 461	0.58	\$ 846	0.32	\$ 461	0.58	\$ 846	0.32	\$ 461	0.58	\$ 846	0.00	\$ -	0.00	\$ -
Sergeant Furniture	0.20	\$ 158	0.33	\$ 264	0.20	\$ 158	0.33	\$ 264	0.20	\$ 158	0.33	\$ 264	0.00	\$ -	0.00	\$ -
Lieutenant Furniture	0.11	\$ 111	0.17	\$ 167	0.11	\$ 111	0.17	\$ 167	0.11	\$ 111	0.17	\$ 167	0.00	\$ -	0.00	\$ -
Admin Furniture	0.11	\$ 222	0.17	\$ 333	0.11	\$ 222	0.17	\$ 333	0.11	\$ 222	0.17	\$ 333	0.00	\$ -	0.00	\$ -
Total Capital Expenses		\$ 109,247		\$ 166,094		\$ 109,247		\$ 166,094		\$ 109,247		\$ 166,094		\$ -		\$ -

Total Non Cap/Capital Exp		\$ 773,942		\$ 1,177,759		\$ 793,883		\$ 1,208,109		\$ 814,422		\$ 1,239,369		\$ 726,330		\$ 1,105,473
----------------------------------	--	-------------------	--	---------------------	--	-------------------	--	---------------------	--	-------------------	--	---------------------	--	-------------------	--	---------------------

Note (1): Non capital expenses for Years 2, 3, and 4 assume a 3% increase due to cost of inflation.

City of Bloomington - Annexation

Projected Non-Capital & Capital Expenses
Police Department (CIVILIAN) - Area 1B: South-West Bloomington Annexation Area
September 10, 2021

IF ONLY AREA 1B IS ANNEXED

Expense Items	Year 1				Year 2				Year 3				Year 4			
	Number	Minimum Costs	Number	Maximum Costs	Number	Minimum Costs	Number	Maximum Costs	Number	Minimum Costs	Number	Maximum Costs	Number	Minimum Costs	Number	Maximum Costs
Non Capital Expenses																
Civilian Records Clerk	1.00	\$ 67,087	1.00	\$ 67,087	1.00	\$ 69,099	1.00	\$ 69,099	1.00	\$ 71,172	1.00	\$ 71,172	1.00	\$ 73,307	1.00	\$ 73,307
Civilian Comm Service Specialist	0.20	\$ 13,907	0.20	\$ 13,907	0.20	\$ 14,324	0.20	\$ 14,324	0.20	\$ 14,754	0.20	\$ 14,754	0.20	\$ 15,196	0.20	\$ 15,196
Civilian Evidence Technician	0.10	\$ 8,174	0.10	\$ 8,174	0.10	\$ 8,419	0.10	\$ 8,419	0.10	\$ 8,672	0.10	\$ 8,672	0.10	\$ 8,932	0.10	\$ 8,932
Civilian Social Worker	0.20	\$ 16,337	0.20	\$ 16,337	0.20	\$ 16,827	0.20	\$ 16,827	0.20	\$ 17,332	0.20	\$ 17,332	0.20	\$ 17,852	0.20	\$ 17,852
Civilian Admin - Office Manager	0.50	\$ 38,372	0.50	\$ 38,372	0.50	\$ 39,523	0.50	\$ 39,523	0.50	\$ 40,709	0.50	\$ 40,709	0.50	\$ 41,930	0.50	\$ 41,930
Total Non Capital Expenses		\$ 143,876		\$ 143,876		\$ 148,192		\$ 148,192		\$ 152,638		\$ 152,638		\$ 157,217		\$ 157,217
Capital Expenses																
Desktop Computer	0.43	\$ 693	0.43	\$ 693	0.43	\$ 693	0.43	\$ 693	0.43	\$ 693	0.43	\$ 693	0.00	\$ -	0.00	\$ -
Evidence Tech Computer	0.03	\$ 63	0.03	\$ 63	0.03	\$ 63	0.03	\$ 63	0.03	\$ 63	0.03	\$ 63	0.00	\$ -	0.00	\$ -
Laptop Computer	0.50	\$ 650	0.50	\$ 650	0.50	\$ 650	0.50	\$ 650	0.50	\$ 650	0.50	\$ 650	0.00	\$ -	0.00	\$ -
Headset	0.33	\$ 67	0.33	\$ 67	0.33	\$ 67	0.33	\$ 67	0.33	\$ 67	0.33	\$ 67	0.00	\$ -	0.00	\$ -
OnBase Licensing (Workflow)	0.33	\$ 50	0.33	\$ 50	0.33	\$ 50	0.33	\$ 50	0.33	\$ 50	0.33	\$ 50	0.00	\$ -	0.00	\$ -
Building/Office Space	0.67	\$ 20,253	0.67	\$ 20,253	0.67	\$ 20,253	0.67	\$ 20,253	0.67	\$ 20,253	0.67	\$ 20,253	0.00	\$ -	0.00	\$ -
Comm Service Furniture	0.03	\$ 100	0.03	\$ 100	0.03	\$ 100	0.03	\$ 100	0.03	\$ 100	0.03	\$ 100	0.00	\$ -	0.00	\$ -
Evidence Tech Furniture	0.03	\$ 27	0.03	\$ 27	0.03	\$ 27	0.03	\$ 27	0.03	\$ 27	0.03	\$ 27	0.00	\$ -	0.00	\$ -
Social Worker Furniture	0.07	\$ 40	0.07	\$ 40	0.07	\$ 40	0.07	\$ 40	0.07	\$ 40	0.07	\$ 40	0.00	\$ -	0.00	\$ -
Admin Furniture	0.17	\$ 242	0.17	\$ 242	0.17	\$ 242	0.17	\$ 242	0.17	\$ 242	0.17	\$ 242	0.00	\$ -	0.00	\$ -
Comm Serv/Social Worker Uniform	0.13	\$ 213	0.13	\$ 213	0.13	\$ 213	0.13	\$ 213	0.13	\$ 213	0.13	\$ 213	0.00	\$ -	0.00	\$ -
Cell Phone	0.33	\$ 67	0.33	\$ 67	0.33	\$ 67	0.33	\$ 67	0.33	\$ 67	0.33	\$ 67	0.00	\$ -	0.00	\$ -
Portable Radio	0.17	\$ 833	0.17	\$ 833	0.17	\$ 833	0.17	\$ 833	0.17	\$ 833	0.17	\$ 833	0.00	\$ -	0.00	\$ -
Interceptor SUV	0.04	\$ 1,357	0.04	\$ 1,357	0.04	\$ 1,357	0.04	\$ 1,357	0.04	\$ 1,357	0.04	\$ 1,357	0.00	\$ -	0.00	\$ -
Car Equipment	0.04	\$ 183	0.04	\$ 183	0.04	\$ 183	0.04	\$ 183	0.04	\$ 183	0.04	\$ 183	0.00	\$ -	0.00	\$ -
Car Build-Out	0.04	\$ 37	0.04	\$ 37	0.04	\$ 37	0.04	\$ 37	0.04	\$ 37	0.04	\$ 37	0.00	\$ -	0.00	\$ -
Cradlepoints/Antennas/Cables	0.04	\$ 73	0.04	\$ 73	0.04	\$ 73	0.04	\$ 73	0.04	\$ 73	0.04	\$ 73	0.00	\$ -	0.00	\$ -
AED (Defibrillator)	0.04	\$ 77	0.04	\$ 77	0.04	\$ 77	0.04	\$ 77	0.04	\$ 77	0.04	\$ 77	0.00	\$ -	0.00	\$ -
Misc Car Equipment	0.04	\$ 7	0.04	\$ 7	0.04	\$ 7	0.04	\$ 7	0.04	\$ 7	0.04	\$ 7	0.00	\$ -	0.00	\$ -
MDT	0.04	\$ 103	0.04	\$ 103	0.04	\$ 103	0.04	\$ 103	0.04	\$ 103	0.04	\$ 103	0.00	\$ -	0.00	\$ -
Mobile Radio	0.06	\$ 165	0.06	\$ 165	0.06	\$ 165	0.06	\$ 165	0.06	\$ 165	0.06	\$ 165	0.00	\$ -	0.00	\$ -
Vehicle Wrap	0.04	\$ 28	0.04	\$ 28	0.04	\$ 28	0.04	\$ 28	0.04	\$ 28	0.04	\$ 28	0.00	\$ -	0.00	\$ -
Evidence Tech Vehicle	0.02	\$ 550	0.02	\$ 550	0.02	\$ 550	0.02	\$ 550	0.02	\$ 550	0.02	\$ 550	0.00	\$ -	0.00	\$ -
Evidence Tech Uniform	0.03	\$ 27	0.03	\$ 27	0.03	\$ 27	0.03	\$ 27	0.03	\$ 27	0.03	\$ 27	0.00	\$ -	0.00	\$ -
Social Worker Vehicle	0.04	\$ 893	0.04	\$ 893	0.04	\$ 893	0.04	\$ 893	0.04	\$ 893	0.04	\$ 893	0.00	\$ -	0.00	\$ -
Total Capital Expenses		\$ 26,798		\$ 26,798		\$ 26,798		\$ 26,798		\$ 26,798		\$ 26,798		\$ -		\$ -
Total Non Cap/Capital Exp		\$ 170,674		\$ 170,674		\$ 174,990		\$ 174,990		\$ 179,436		\$ 179,436		\$ 157,217		\$ 157,217

Note (1): Non capital expenses for Years 2, 3, and 4 assume a 3% increase due to cost of inflation.

City of Bloomington - Annexation

Projected Non-Capital & Capital Expenses

Public Works Department - Area 1B: South-West Bloomington Annexation Area

September 10, 2021

IF ONLY AREA 1B IS ANNEXED

Expense Items	Year 1				Year 2				Year 3				Year 4			
	Number	Minimum Costs	Number	Maximum Costs	Number	Minimum Costs	Number	Maximum Costs	Number	Minimum Costs	Number	Maximum Costs	Number	Minimum Costs	Number	Maximum Costs
Non Capital Expenses																
Admin - Deputy Director	0.13	\$ 14,307	0.26	\$ 28,615	0.13	\$ 14,737	0.26	\$ 29,473	0.13	\$ 15,179	0.26	\$ 30,357	0.13	\$ 15,634	0.26	\$ 31,268
Animal Control Officers	0.98	\$ 46,993	0.98	\$ 46,993	0.98	\$ 48,403	0.98	\$ 48,403	0.98	\$ 49,855	0.98	\$ 49,855	0.98	\$ 51,351	0.98	\$ 51,351
Animal Control Secretary	0.33	\$ 12,265	0.33	\$ 12,265	0.33	\$ 12,633	0.33	\$ 12,633	0.33	\$ 13,012	0.33	\$ 13,012	0.33	\$ 13,402	0.33	\$ 13,402
Animal Control Training	0.33	\$ 1,953	0.33	\$ 1,953	0.33	\$ 2,012	0.33	\$ 2,012	0.33	\$ 2,072	0.33	\$ 2,072	0.33	\$ 2,134	0.33	\$ 2,134
Animal Control OT/On-Call Pay	0.33	\$ 1,628	0.33	\$ 1,628	0.33	\$ 1,676	0.33	\$ 1,676	0.33	\$ 1,727	0.33	\$ 1,727	0.33	\$ 1,778	0.33	\$ 1,778
Animal Control Uniforms/Safety Vests	0.65	\$ 846	0.65	\$ 846	0.65	\$ 872	0.65	\$ 872	0.65	\$ 898	0.65	\$ 898	0.65	\$ 925	0.65	\$ 925
Animal Control Interlocal	0.33	\$ 38,193	0.33	\$ 38,193	0.33	\$ 39,338	0.33	\$ 39,338	0.33	\$ 40,519	0.33	\$ 40,519	0.33	\$ 41,734	0.33	\$ 41,734
Facilities Maintenance Custodian	0.00	\$ -	0.26	\$ 14,307	0.00	\$ -	0.26	\$ 14,737	0.00	\$ -	0.26	\$ 15,179	0.00	\$ -	0.26	\$ 15,634
Fleet Maintenance Mechanic	0.26	\$ 19,510	0.52	\$ 39,020	0.26	\$ 20,095	0.52	\$ 40,191	0.26	\$ 20,698	0.52	\$ 41,396	0.26	\$ 21,319	0.52	\$ 42,638
Street MEO FTE's	1.65	\$ 109,656	2.75	\$ 182,760	1.65	\$ 112,945	2.75	\$ 188,242	1.65	\$ 116,334	2.75	\$ 193,890	1.65	\$ 119,824	2.75	\$ 199,706
Sanitation MEO FTE's	1.88	\$ 124,610	3.00	\$ 199,376	1.88	\$ 128,348	3.00	\$ 205,357	1.88	\$ 132,199	3.00	\$ 211,518	1.88	\$ 136,165	3.00	\$ 217,864
Street Lane Markings	0.28	\$ 6,875	0.28	\$ 6,875	0.28	\$ 7,081	0.28	\$ 7,081	0.28	\$ 7,294	0.28	\$ 7,294	0.28	\$ 7,512	0.28	\$ 7,512
Street Sweeping Disposal	0.28	\$ 1,375	0.28	\$ 1,375	0.28	\$ 1,416	0.28	\$ 1,416	0.28	\$ 1,459	0.28	\$ 1,459	0.28	\$ 1,502	0.28	\$ 1,502
Street Annual Signal Maintenance	0.28	\$ 2,750	0.28	\$ 2,750	0.28	\$ 2,833	0.28	\$ 2,833	0.28	\$ 2,917	0.28	\$ 2,917	0.28	\$ 3,005	0.28	\$ 3,005
Street Lighting Energy & Maint	93.27	\$ 16,445	109.73	\$ 19,347	93.27	\$ 16,938	109.73	\$ 19,928	93.27	\$ 17,447	109.73	\$ 20,525	93.27	\$ 17,970	109.73	\$ 21,141
Street Snow Events	2.20	\$ 27,500	3.30	\$ 41,250	2.20	\$ 28,325	3.30	\$ 42,488	2.20	\$ 29,175	3.30	\$ 43,762	2.20	\$ 30,050	3.30	\$ 45,075
Total Non Capital Expenses		\$ 424,906		\$ 637,553		\$ 437,653		\$ 656,679		\$ 450,783		\$ 676,379		\$ 464,306		\$ 696,671
Capital Expenses																
Street Lighting Equip Costs (1)	31.09	\$ 75,696	36.58	\$ 89,054	31.09	\$ 75,696	36.58	\$ 89,054	31.09	\$ 75,696	36.58	\$ 89,054	0.00	\$ -	0.00	\$ -
Animal Control Vehicles	0.11	\$ 4,883	0.11	\$ 4,883	0.11	\$ 4,883	0.11	\$ 4,883	0.11	\$ 4,883	0.11	\$ 4,883	0.00	\$ -	0.00	\$ -
Animal Capture & Handling Equip	0.11	\$ 130	0.11	\$ 130	0.11	\$ 130	0.11	\$ 130	0.11	\$ 130	0.11	\$ 130	0.00	\$ -	0.00	\$ -
Animal Control Livestock Trailer	0.11	\$ 130	0.11	\$ 130	0.11	\$ 130	0.11	\$ 130	0.11	\$ 130	0.11	\$ 130	0.00	\$ -	0.00	\$ -
Facilities Maintenance Vehicle	0.09	\$ 3,035	0.09	\$ 3,035	0.09	\$ 3,035	0.09	\$ 3,035	0.09	\$ 3,035	0.09	\$ 3,035	0.00	\$ -	0.00	\$ -
Fleet Maintenance Garage	0.09	\$ 26,013	0.09	\$ 86,711	0.09	\$ 26,013	0.09	\$ 86,711	0.09	\$ 26,013	0.09	\$ 86,711	0.00	\$ -	0.00	\$ -
Street Tandem Dump Truck	0.55	\$ 110,000	0.92	\$ 183,333	0.55	\$ 110,000	0.92	\$ 183,333	0.55	\$ 110,000	0.92	\$ 183,333	0.00	\$ -	0.00	\$ -
Street Leafer	0.06	\$ 3,889	0.17	\$ 11,667	0.06	\$ 3,889	0.17	\$ 11,667	0.06	\$ 3,889	0.17	\$ 11,667	0.00	\$ -	0.00	\$ -
Street Sweeper	0.00	\$ -	0.09	\$ 18,333	0.00	\$ -	0.09	\$ 18,333	0.00	\$ -	0.09	\$ 18,333	0.00	\$ -	0.00	\$ -
Street Mill Work (Number = Miles)	2.71	\$ 135,428	3.02	\$ 150,851	2.71	\$ 139,491	3.02	\$ 155,377	2.71	\$ 143,676	3.02	\$ 160,038	2.71	\$ 147,986	3.02	\$ 164,839
Street Resurface (Number = Miles)	2.71	\$ 329,904	3.02	\$ 367,474	2.71	\$ 339,801	3.02	\$ 378,498	2.71	\$ 349,995	3.02	\$ 389,853	2.71	\$ 360,495	3.02	\$ 401,549
Sanitation Trucks	0.33	\$ 130,000	0.67	\$ 260,000	0.33	\$ 130,000	0.67	\$ 260,000	0.33	\$ 130,000	0.67	\$ 260,000	0.00	\$ -	0.00	\$ -
Sanitation Trash/Recycling Carts	1467.33	\$ 73,367	1467.33	\$ 73,367	1467.33	\$ 73,367	1467.33	\$ 73,367	1467.33	\$ 73,367	1467.33	\$ 73,367	0.00	\$ -	0.00	\$ -
Total Capital Expenses		\$ 892,475		\$1,248,969		\$ 906,435		\$1,264,519		\$ 920,814		\$1,280,535		\$ 508,481		\$ 566,388
Total Non Cap/Capital Exp		\$1,317,381		\$1,886,521		\$1,344,088		\$1,921,198		\$1,371,597		\$1,956,914		\$ 972,787		\$1,263,059

Note (1): Non capital expenses for Years 2, 3, and 4 assume a 3% increase due to cost of inflation.

City of Bloomington - Annexation

Projected Non-Capital & Capital Expenses

Transit Department - Area 1B: South-West Bloomington Annexation Area

September 10, 2021

IF ONLY AREA 1B IS ANNEXED

Expense Items	Year 1				Year 2				Year 3				Year 4			
	Number	Minimum Costs	Number	Maximum Costs	Number	Minimum Costs	Number	Maximum Costs	Number	Minimum Costs	Number	Maximum Costs	Number	Minimum Costs	Number	Maximum Costs
Non Capital Expenses																
BT Access	0.26	\$ 49,946	0.26	\$ 49,946	0.26	\$ 51,444	0.26	\$ 51,444	0.26	\$ 52,987	0.26	\$ 52,987	0.26	\$ 54,577	0.26	\$ 54,577
Ivy Tech/Part 48 Industrial Park Service	0.00	\$ -	0.00	\$ -	0.00	\$ -	0.00	\$ -	0.00	\$ -	0.00	\$ -	0.00	\$ -	0.00	\$ -
S.Rogers/Fullerton Pk Operating Cost	1.00	\$ 250,698	1.00	\$ 250,698	1.00	\$ 258,219	1.00	\$ 258,219	1.00	\$ 265,966	1.00	\$ 265,966	1.00	\$ 273,944	1.00	\$ 273,944
Total Non Capital Expenses		\$ 300,644		\$ 300,644		\$ 309,663		\$ 309,663		\$ 318,953		\$ 318,953		\$ 328,521		\$ 328,521
Capital Expenses																
BT Access Vans	0.17	\$ 13,874	0.17	\$ 13,874	0.17	\$ 13,874	0.17	\$ 13,874	0.17	\$ 13,874	0.17	\$ 13,874	0.00	\$ -	0.00	\$ -
Ivy Tech/Part 48 Industrial Park Capital	0.00	\$ -	0.00	\$ -	0.00	\$ -	0.00	\$ -	0.00	\$ -	0.00	\$ -	0.00	\$ -	0.00	\$ -
S.Rogers/Fullerton Pk Capital Cost	0.33	\$ 341,667	0.33	\$ 341,667	0.33	\$ 341,667	0.33	\$ 341,667	0.33	\$ 341,667	0.33	\$ 341,667	0.00	\$ -	0.00	\$ -
Total Capital Expenses		\$ 355,540		\$ 355,540		\$ 355,540		\$ 355,540		\$ 355,540		\$ 355,540		\$ -		\$ -
Total Non Cap/Capital Exp		\$ 656,184		\$ 656,184		\$ 665,203		\$ 665,203		\$ 674,493		\$ 674,493		\$ 328,521		\$ 328,521

Note (1): Years 2, 3, and 4 assume a 3% increase due to cost of inflation.

Service to Ivy Tech/Part 48 Industrial Park

* 60 minute frequency 256 days annually, 6 am to 7 pm, \$75.33/hour (Year 1 - 2022) operating cost

* \$1,000,000 for one (1) new electric bus + \$25,000 for stops and shelters

Service to Monroe Hospital area

* 60 minute frequency 256 days annually, 6 am to 7 pm, \$75.33/hour (Year 1 - 2022) operating cost for 2022

* \$1,000,000 for one (1) new diesel bus + \$25,000 for stops and shelters

BT Access service

* 30 additional daily trips, \$25.00/per trip cost x 256 days

* \$160,000 capital cost (\$80,000 each) for two (2) new BT Access vehicles

City of Bloomington - Annexation

Projected Non-Capital & Capital Expenses

Utilities Department - Area 1B: South-West Bloomington Annexation Area

September 10, 2021

IF ONLY AREA 1B IS ANNEXED

Expense Items	Year 1				Year 2				Year 3				Year 4			
	Number	Minimum Costs	Number	Maximum Costs	Number	Minimum Costs	Number	Maximum Costs	Number	Minimum Costs	Number	Maximum Costs	Number	Minimum Costs	Number	Maximum Costs
Non Capital Expenses																
Stormwater Employees	1.56	\$ 117,060	1.56	\$ 117,060	1.56	\$ 120,572	1.56	\$ 120,572	1.56	\$ 124,189	1.56	\$ 124,189	1.56	\$ 127,915	1.56	\$ 127,915
Total Non Capital Expenses		\$ 117,060		\$ 117,060		\$ 120,572		\$ 120,572		\$ 124,189		\$ 124,189		\$ 127,915		\$ 127,915
Capital Expenses																
Service Truck, Dump Truck, Backhoe	0.09	\$ 16,215	0.09	\$ 18,123	0.09	\$ 16,215	0.09	\$ 18,123	0.09	\$ 16,215	0.09	\$ 18,123	0.00	\$ -	0.00	\$ -
Infrastructure	0.09	\$ 43,356	0.09	\$ 86,711	0.09	\$ 43,356	0.09	\$ 86,711	0.09	\$ 43,356	0.09	\$ 86,711	0.00	\$ -	0.00	\$ -
Total Capital Expenses		\$ 59,571		\$ 104,834		\$ 59,571		\$ 104,834		\$ 59,571		\$ 104,834		\$ -		\$ -
Total Non Cap/Capital Exp		\$ 176,631		\$ 221,894		\$ 180,142		\$ 225,406		\$ 183,760		\$ 229,023		\$ 127,915		\$ 127,915

Note (1): Non capital expenses for Years 2, 3, and 4 assume a 3% increase due to cost of inflation.

City of Bloomington

Revenue Projections - By Annexation Area
September 10, 2021

AREA 1B - SOUTH-WEST ANNEXATION AREA - REVENUE PROJECTIONS						
REVENUE SOURCE	ASSESSMENT YEAR YEAR 1	PAY YEAR 1 YEAR 2	PAY YEAR 2 YEAR 3	PAY YEAR 3 YEAR 4	PAY YEAR 4 YEAR 5	
Bloomington City Impacts						
Annexation Adjustment (Max Levy)	\$ -	\$ 2,155,458	\$ 2,239,521	\$ 2,326,862	\$ 2,417,610	
CCD Rate Reestablishment	\$ -	\$ 143,983	\$ 148,303	\$ 152,752	\$ 157,334	
Less: Property Tax Cap Credits	\$ -	\$ (148,248)	\$ (154,029)	\$ (160,037)	\$ (166,278)	
Equals: Subtotal - Net Property Tax	\$ -	\$ 2,151,193	\$ 2,233,794	\$ 2,319,577	\$ 2,408,666	
Plus Local Income Tax:						
LIT Certified Shares	\$ -	\$ -	\$ 244,443	\$ 306,438	\$ 327,772	
LIT Public Safety	\$ -	\$ -	\$ 111,910	\$ 124,490	\$ 128,225	
Equals: Subtotal - Local Income Tax	\$ -	\$ -	\$ 356,353	\$ 430,929	\$ 455,997	
Plus - Highway/Related Revenue:						
Motor Vehicle Highway Distribution	\$ -	\$ 106,495	\$ 106,495	\$ 106,495	\$ 106,495	
Local Road & Street Distribution	\$ -	\$ 62,408	\$ 62,408	\$ 62,408	\$ 62,408	
Wheel Tax	\$ -	\$ 99,449	\$ 99,449	\$ 99,449	\$ 99,449	
Motor Vehicle/Aircraft Excise Tax	\$ -	\$ 83,078	\$ 86,318	\$ 89,685	\$ 93,182	
Commercial Vehicle Excise Tax (CVET)	\$ -	\$ 5,759	\$ 5,980	\$ 6,209	\$ 6,448	
Equals: Subtotal - Highway/Related Revenue	\$ -	\$ 357,189	\$ 360,650	\$ 364,246	\$ 367,982	
Plus - Other Revenue:						
Financial Institutions Tax (FIT)	\$ -	\$ 21,287	\$ 22,104	\$ 22,953	\$ 23,835	
ABC Excise Tax	\$ -	\$ 4,965	\$ 5,159	\$ 5,360	\$ 5,569	
ABC Gallonage Tax	\$ -	\$ 11,106	\$ 11,539	\$ 11,989	\$ 12,456	
Cigarette Tax	\$ -	\$ 12,600	\$ 13,092	\$ 13,602	\$ 14,133	
Riverboat Wagering Distribution	\$ -	\$ 27,049	\$ 27,049	\$ 27,049	\$ 27,049	
Equals: Subtotal - Other Revenue	\$ -	\$ 77,006	\$ 78,942	\$ 80,953	\$ 83,041	
Total - City Impact Projections - Area 1B	\$ -	\$ 2,585,389	\$ 3,029,739	\$ 3,195,705	\$ 3,315,687	
Storm Water Impact - Storm Collection Fees	\$ 75,046	\$ 75,046	\$ 75,046	\$ 75,046	\$ 75,046	
Bloomington Transit Impacts						
Annexation Adjustment (Max Levy)	\$ -	\$ 108,012	\$ 112,225	\$ 116,602	\$ 121,149	
Less: Property Tax Cap Credits	\$ -	\$ (7,521)	\$ (7,815)	\$ (8,120)	\$ (8,436)	
Equals: Subtotal - Net Property Tax	\$ -	\$ 100,491	\$ 104,410	\$ 108,482	\$ 112,713	
Plus: Other Revenue						
Financial Institutions Tax (FIT)	\$ -	\$ 1,085	\$ 1,128	\$ 1,171	\$ 1,217	
Motor Vehicle/Aircraft Excise Tax	\$ -	\$ 4,235	\$ 4,400	\$ 4,572	\$ 4,750	
Commercial Vehicle Excise Tax (CVET)	\$ -	\$ 294	\$ 305	\$ 317	\$ 329	
LIT Certified Shares	\$ -	\$ -	\$ 10,440	\$ 13,088	\$ 13,999	
Equals: Subtotal - Other Revenue	\$ -	\$ 5,614	\$ 16,273	\$ 19,148	\$ 20,296	
Total - Bloomington Transit Impacts	\$ -	\$ 106,105	\$ 120,683	\$ 127,630	\$ 133,009	
Grand Total - Area 1B Impacts	\$ 75,046	\$ 2,766,540	\$ 3,225,468	\$ 3,398,381	\$ 3,523,741	

City of Bloomington - Annexation

Revenues Over Costs

All Departments Combined - Area 1C: South-West Bloomington Annexation Area

September 10, 2021

Net unallocated revenue through the first three (3) years will be placed in an impoundment fund(s)
Impoundment funds will be used to enhance services to the respective area

Revenues Over Minimal Costs	Pay Year 1	Pay Year 2	Pay Year 3	Pay Year 4
Total Revenues	\$ 54,252	\$ 63,436	\$ 66,886	\$ 69,382
Less: Non Capital Costs	\$ 30,018	\$ 31,834	\$ 32,382	\$ 33,349
Less: Capital Costs	\$ 111,431	\$ 113,661	\$ 115,959	\$ 81,233
Equals: Revenue Over/(Under Costs)	\$ (87,197)	\$ (82,060)	\$ (81,455)	\$ (45,200)
Less: Impoundment Fund(s) Deposits	\$ -	\$ -	\$ -	\$ -
Equals: Net Revenue	\$ (87,197)	\$ (82,060)	\$ (81,455)	\$ (45,200)

Revenues Over Maximum Costs	Pay Year 1	Pay Year 2	Pay Year 3	Pay Year 4
Total Revenues	\$ 54,252	\$ 63,436	\$ 66,886	\$ 69,382
Less: Non Capital Costs	\$ 43,691	\$ 45,528	\$ 46,487	\$ 47,877
Less: Capital Costs	\$ 144,460	\$ 146,944	\$ 149,502	\$ 90,484
Equals: Revenue Over/(Under Costs)	\$ (133,898)	\$ (129,036)	\$ (129,103)	\$ (68,979)
Less: Impoundment Fund(s) Deposits	\$ -	\$ -	\$ -	\$ -
Equals: Net Revenue	\$ (133,898)	\$ (129,036)	\$ (129,103)	\$ (68,979)

Note (1): The City intends to fund aggregate capital costs (all Annexation Areas) with debt issued from annexation revenue (no new taxes)

Note (2): Net revenue in areas 1A, 1B, 1C, 3, 4, and 5 will be placed in an impoundment fund(s)

Revenues Over Minimal Costs with 5 Year DS	Pay Year 1	Pay Year 2	Pay Year 3	Pay Year 4
Total Revenues	\$ 54,252	\$ 63,436	\$ 66,886	\$ 69,382
Less: Non Capital Costs	\$ 30,018	\$ 31,834	\$ 32,382	\$ 33,349
Less: Capital Costs	\$ -	\$ 91,089	\$ 91,089	\$ 91,089
Equals: Revenue Over/(Under Costs)	\$ 24,235	\$ (59,488)	\$ (56,586)	\$ (55,056)
Less: Impoundment Fund(s) Deposits	\$ -	\$ -	\$ -	\$ -
Equals: Net Revenue	\$ 24,235	\$ (59,488)	\$ (56,586)	\$ (55,056)

Revenues Over Minimal Costs with 10 Year DS	Pay Year 1	Pay Year 2	Pay Year 3	Pay Year 4
Total Revenues	\$ 54,252	\$ 63,436	\$ 66,886	\$ 69,382
Less: Non Capital Costs	\$ 30,018	\$ 31,834	\$ 32,382	\$ 33,349
Less: Capital Costs	\$ -	\$ 48,413	\$ 48,413	\$ 48,413
Equals: Revenue Over/(Under Costs)	\$ 24,235	\$ (16,811)	\$ (13,909)	\$ (12,380)
Less: Impoundment Fund(s) Deposits	\$ -	\$ -	\$ -	\$ -
Equals: Net Revenue	\$ 24,235	\$ (16,811)	\$ (13,909)	\$ (12,380)

City of Bloomington - Annexation

Revenues Over Costs

All Departments Combined - Area 1C: South-West Bloomington Annexation Area

September 10, 2021

Net unallocated revenue through the first three (3) years will be placed in an impoundment fund(s)
Impoundment funds will be used to enhance services to the respective area

Revenues Over Maximum Costs with 5 Year DS	Pay Year 1	Pay Year 2	Pay Year 3	Pay Year 4
Total Revenues	\$ 54,252	\$ 63,436	\$ 66,886	\$ 69,382
Less: Non Capital Costs	\$ 43,691	\$ 45,528	\$ 46,487	\$ 47,877
Less: Capital Costs	\$ -	\$ 114,624	\$ 114,624	\$ 114,624
Equals: Revenue Over/(Under Costs)	\$ 10,562	\$ (96,716)	\$ (94,225)	\$ (93,119)
Less: Impoundment Fund(s) Deposits	\$ -	\$ -	\$ -	\$ -
Equals: Net Revenue	\$ 10,562	\$ (96,716)	\$ (94,225)	\$ (93,119)

Revenues Over Maximum Costs with 10 Year DS	Pay Year 1	Pay Year 2	Pay Year 3	Pay Year 4
Total Revenues	\$ 54,252	\$ 63,436	\$ 66,886	\$ 69,382
Less: Non Capital Costs	\$ 43,691	\$ 45,528	\$ 46,487	\$ 47,877
Less: Capital Costs	\$ -	\$ 60,921	\$ 60,921	\$ 60,921
Equals: Revenue Over/(Under Costs)	\$ 10,562	\$ (43,013)	\$ (40,522)	\$ (39,416)
Less: Impoundment Fund(s) Deposits	\$ -	\$ -	\$ -	\$ -
Equals: Net Revenue	\$ 10,562	\$ (43,013)	\$ (40,522)	\$ (39,416)

Revenues Over Maximum Costs with 20 Year DS	Pay Year 1	Pay Year 2	Pay Year 3	Pay Year 4
Total Revenues	\$ 54,252	\$ 63,436	\$ 66,886	\$ 69,382
Less: Non Capital Costs	\$ 43,691	\$ 45,528	\$ 46,487	\$ 47,877
Less: Capital Costs	\$ -	\$ 34,655	\$ 34,655	\$ 34,655
Equals: Revenue Over/(Under Costs)	\$ 10,562	\$ (16,747)	\$ (14,256)	\$ (13,150)
Less: Impoundment Fund(s) Deposits	\$ -	\$ -	\$ -	\$ -
Equals: Net Revenue	\$ 10,562	\$ (16,747)	\$ (14,256)	\$ (13,150)

City of Bloomington - Annexation

Projected Non-Capital & Capital Expenses

All Departments Combined - Area 1C: South-West Bloomington Annexation Area

September 10, 2021

Expense Items	Year 1		Year 2		Year 3		Year 4	
	Minimum Costs	Maximum Costs	Minimum Costs	Maximum Costs	Minimum Costs	Maximum Costs	Minimum Costs	Maximum Costs
Total Non Capital Expenses	\$ 30,018	\$ 43,691	\$ 31,834	\$ 45,528	\$ 32,382	\$ 46,487	\$ 33,349	\$ 47,877
Total Capital Expenses	\$ 111,431	\$ 144,460	\$ 113,661	\$ 146,944	\$ 115,959	\$ 149,502	\$ 81,233	\$ 90,484
Total Non Cap/Capital Exp	\$ 141,449	\$ 188,150	\$ 145,496	\$ 192,472	\$ 148,341	\$ 195,989	\$ 114,582	\$ 138,361

City of Bloomington

Sources & Uses

September 10, 2021

Minimum Capital Costs - 5 Year Bond**Sources**

Bond Proceeds	\$ 426,581
Total Sources	\$ 426,581

Uses

Capital Projects	\$ 422,284
Issuance Costs	\$ 7,179
Misc.	\$ 1,905
Capitalized Interest	\$ -
Total Uses	\$ 431,368

Interest Rate 2.0%
Payback Period (in Years) 5

PRELIMINARY AMORTIZATION SCHEDULE

PERIOD	PAYMENT	INTEREST	PRINCIPAL	BALANCE
1	\$ 45,544.72	\$ 4,265.81	\$ 40,773.51	\$ 385,807.62
2	\$ 45,544.72	\$ 3,858.08	\$ 41,181.25	\$ 344,626.37
3	\$ 45,544.72	\$ 3,446.26	\$ 41,593.06	\$ 303,033.32
4	\$ 45,544.72	\$ 3,030.33	\$ 42,008.99	\$ 261,024.33
5	\$ 45,544.72	\$ 2,610.24	\$ 42,429.08	\$ 218,595.25
6	\$ 45,544.72	\$ 2,185.95	\$ 42,853.37	\$ 175,741.88
7	\$ 45,544.72	\$ 1,757.42	\$ 43,281.90	\$ 132,459.98
8	\$ 45,544.72	\$ 1,324.60	\$ 43,714.72	\$ 88,745.26
9	\$ 45,544.72	\$ 887.45	\$ 44,151.87	\$ 44,593.39
10	\$ 45,544.72	\$ 445.93	\$ 44,593.39	\$ -

Note: Assumes two (2) payments per year (ex: 1st year would include PERIOD 1 and 2)

Note: Assumes payments will begin in 1st Pay Year (Year 2 of Annexation)

Note: All estimates shown are preliminary (actual results may vary and may be material)

City of Bloomington

Sources & Uses

September 10, 2021

Maximum Capital Costs - 5 Year Bond

Sources

Bond Proceeds	\$	536,797
Total Sources	\$	536,797

Uses

Capital Projects	\$	531,390
Issuance Costs	\$	9,034
Misc.	\$	2,397
Capitalized Interest	\$	-
Total Uses	\$	542,821

Interest Rate 2.0%
Payback Period (in Years) 5

PRELIMINARY AMORTIZATION SCHEDULE

PERIOD	PAYMENT	INTEREST	PRINCIPAL	BALANCE
1	\$ 57,312.12	\$ 5,367.97	\$ 51,308.17	\$ 485,488.82
2	\$ 57,312.12	\$ 4,854.89	\$ 51,821.25	\$ 433,667.57
3	\$ 57,312.12	\$ 4,336.68	\$ 52,339.47	\$ 381,328.10
4	\$ 57,312.12	\$ 3,813.28	\$ 52,862.86	\$ 328,465.24
5	\$ 57,312.12	\$ 3,284.65	\$ 53,391.49	\$ 275,073.75
6	\$ 57,312.12	\$ 2,750.74	\$ 53,925.40	\$ 221,148.35
7	\$ 57,312.12	\$ 2,211.48	\$ 54,464.66	\$ 166,683.69
8	\$ 57,312.12	\$ 1,666.84	\$ 55,009.30	\$ 111,674.39
9	\$ 57,312.12	\$ 1,116.74	\$ 55,559.40	\$ 56,114.99
10	\$ 57,312.12	\$ 561.15	\$ 56,114.99	\$ -

Note: Assumes two (2) payments per year (ex: 1st year would include PERIOD 1 and 2)

Note: Assumes payments will begin in 1st Pay Year (Year 2 of Annexation)

Note: All estimates shown are preliminary (actual results may vary and may be material)

City of Bloomington

Sources & Uses

September 10, 2021

Minimum Capital Costs - 10 Year Bond

Sources

Bond Proceeds	\$ 426,581
Total Sources	\$ 426,581

Uses

Capital Projects	\$ 422,284
Issuance Costs	\$ 7,179
Misc.	\$ 1,905
Capitalized Interest	\$ -
Total Uses	\$ 431,368

Interest Rate 2.25%

Payback Period (in Years) 10

PRELIMINARY AMORTIZATION SCHEDULE

PERIOD	PAYMENT	INTEREST	PRINCIPAL	BALANCE
1	\$ 24,206.34	\$ 4,799.04	\$ 19,138.69	\$ 407,442.44
2	\$ 24,206.34	\$ 4,583.73	\$ 19,354.01	\$ 388,088.43
3	\$ 24,206.34	\$ 4,365.99	\$ 19,571.74	\$ 368,516.69
4	\$ 24,206.34	\$ 4,145.81	\$ 19,791.92	\$ 348,724.77
5	\$ 24,206.34	\$ 3,923.15	\$ 20,014.58	\$ 328,710.19
6	\$ 24,206.34	\$ 3,697.99	\$ 20,239.74	\$ 308,470.45
7	\$ 24,206.34	\$ 3,470.29	\$ 20,467.44	\$ 288,003.01
8	\$ 24,206.34	\$ 3,240.03	\$ 20,697.70	\$ 267,305.31
9	\$ 24,206.34	\$ 3,007.18	\$ 20,930.55	\$ 246,374.76
10	\$ 24,206.34	\$ 2,771.72	\$ 21,166.02	\$ 225,208.75
11	\$ 24,206.34	\$ 2,533.60	\$ 21,404.13	\$ 203,804.61
12	\$ 24,206.34	\$ 2,292.80	\$ 21,644.93	\$ 182,159.68
13	\$ 24,206.34	\$ 2,049.30	\$ 21,888.44	\$ 160,271.25
14	\$ 24,206.34	\$ 1,803.05	\$ 22,134.68	\$ 138,136.57
15	\$ 24,206.34	\$ 1,554.04	\$ 22,383.70	\$ 115,752.87
16	\$ 24,206.34	\$ 1,302.22	\$ 22,635.51	\$ 93,117.36
17	\$ 24,206.34	\$ 1,047.57	\$ 22,890.16	\$ 70,227.19
18	\$ 24,206.34	\$ 790.06	\$ 23,147.68	\$ 47,079.52
19	\$ 24,206.34	\$ 529.64	\$ 23,408.09	\$ 23,671.43
20	\$ 24,206.34	\$ 266.30	\$ 23,671.43	\$ -

Note: Assumes two (2) payments per year (ex: 1st year would include PERIOD 1 and 2)

Note: Assumes payments will begin in 1st Pay Year (Year 2 of Annexation)

Note: All estimates shown are preliminary (actual results may vary and may be material)

City of Bloomington

Sources & Uses

September 10, 2021

Maximum Capital Costs - 10 Year Bond

Sources

Bond Proceeds	\$	536,797
Total Sources	\$	536,797

Uses

Capital Projects	\$	531,390
Issuance Costs	\$	9,034
Misc.	\$	2,397
Capitalized Interest	\$	-
Total Uses	\$	542,821

Interest Rate 2.25%
Payback Period (in Years) 10

PRELIMINARY AMORTIZATION SCHEDULE

PERIOD	PAYMENT	INTEREST	PRINCIPAL	BALANCE
1	\$ 30,460.54	\$ 6,038.97	\$ 24,083.56	\$ 512,713.43
2	\$ 30,460.54	\$ 5,768.03	\$ 24,354.50	\$ 488,358.92
3	\$ 30,460.54	\$ 5,494.04	\$ 24,628.49	\$ 463,730.43
4	\$ 30,460.54	\$ 5,216.97	\$ 24,905.56	\$ 438,824.87
5	\$ 30,460.54	\$ 4,936.78	\$ 25,185.75	\$ 413,639.12
6	\$ 30,460.54	\$ 4,653.44	\$ 25,469.09	\$ 388,170.03
7	\$ 30,460.54	\$ 4,366.91	\$ 25,755.62	\$ 362,414.41
8	\$ 30,460.54	\$ 4,077.16	\$ 26,045.37	\$ 336,369.04
9	\$ 30,460.54	\$ 3,784.15	\$ 26,338.38	\$ 310,030.67
10	\$ 30,460.54	\$ 3,487.84	\$ 26,634.68	\$ 283,395.98
11	\$ 30,460.54	\$ 3,188.20	\$ 26,934.33	\$ 256,461.66
12	\$ 30,460.54	\$ 2,885.19	\$ 27,237.34	\$ 229,224.32
13	\$ 30,460.54	\$ 2,578.77	\$ 27,543.76	\$ 201,680.56
14	\$ 30,460.54	\$ 2,268.91	\$ 27,853.62	\$ 173,826.94
15	\$ 30,460.54	\$ 1,955.55	\$ 28,166.98	\$ 145,659.96
16	\$ 30,460.54	\$ 1,638.67	\$ 28,483.86	\$ 117,176.11
17	\$ 30,460.54	\$ 1,318.23	\$ 28,804.30	\$ 88,371.81
18	\$ 30,460.54	\$ 994.18	\$ 29,128.35	\$ 59,243.46
19	\$ 30,460.54	\$ 666.49	\$ 29,456.04	\$ 29,787.42
20	\$ 30,460.54	\$ 335.11	\$ 29,787.42	\$ -

Note: Assumes two (2) payments per year (ex: 1st year would include PERIOD 1 and 2)

Note: Assumes payments will begin in 1st Pay Year (Year 2 of Annexation)

Note: All estimates shown are preliminary (actual results may vary and may be material)

City of Bloomington

Sources & Uses

September 10, 2021

Maximum Capital Costs - 20 Year Bond

Sources

Bond Proceeds	\$ 536,797
Total Sources	\$ 536,797

Uses

Capital Projects	\$ 531,390
Issuance Costs	\$ 9,034
Misc.	\$ 2,397
Capitalized Interest	\$ -
Total Uses	\$ 542,821
Interest Rate	2.5%
Payback Period (in Years)	20

PRELIMINARY AMORTIZATION SCHEDULE

PERIOD	PAYMENT	INTEREST	PRINCIPAL	BALANCE
1	\$ 17,327.60	\$ 6,709.96	\$ 10,425.36	\$ 526,371.63
2	\$ 17,327.60	\$ 6,579.65	\$ 10,555.67	\$ 515,815.96
3	\$ 17,327.60	\$ 6,447.70	\$ 10,687.62	\$ 505,128.34
4	\$ 17,327.60	\$ 6,314.10	\$ 10,821.21	\$ 494,307.13
5	\$ 17,327.60	\$ 6,178.84	\$ 10,956.48	\$ 483,350.65
6	\$ 17,327.60	\$ 6,041.88	\$ 11,093.44	\$ 472,257.21
7	\$ 17,327.60	\$ 5,903.22	\$ 11,232.10	\$ 461,025.11
8	\$ 17,327.60	\$ 5,762.81	\$ 11,372.51	\$ 449,652.60
9	\$ 17,327.60	\$ 5,620.66	\$ 11,514.66	\$ 438,137.94
10	\$ 17,327.60	\$ 5,476.72	\$ 11,658.59	\$ 426,479.35
11	\$ 17,327.60	\$ 5,330.99	\$ 11,804.33	\$ 414,675.02
12	\$ 17,327.60	\$ 5,183.44	\$ 11,951.88	\$ 402,723.14
13	\$ 17,327.60	\$ 5,034.04	\$ 12,101.28	\$ 390,621.86
14	\$ 17,327.60	\$ 4,882.77	\$ 12,252.55	\$ 378,369.31
15	\$ 17,327.60	\$ 4,729.62	\$ 12,405.70	\$ 365,963.61
16	\$ 17,327.60	\$ 4,574.55	\$ 12,560.77	\$ 353,402.84
17	\$ 17,327.60	\$ 4,417.54	\$ 12,717.78	\$ 340,685.05
18	\$ 17,327.60	\$ 4,258.56	\$ 12,876.76	\$ 327,808.30
19	\$ 17,327.60	\$ 4,097.60	\$ 13,037.72	\$ 314,770.58
20	\$ 17,327.60	\$ 3,934.63	\$ 13,200.69	\$ 301,569.90
21	\$ 17,327.60	\$ 3,769.62	\$ 13,365.70	\$ 288,204.20
22	\$ 17,327.60	\$ 3,602.55	\$ 13,532.77	\$ 274,671.43
23	\$ 17,327.60	\$ 3,433.39	\$ 13,701.93	\$ 260,969.51
24	\$ 17,327.60	\$ 3,262.12	\$ 13,873.20	\$ 247,096.31
25	\$ 17,327.60	\$ 3,088.70	\$ 14,046.62	\$ 233,049.69
26	\$ 17,327.60	\$ 2,913.12	\$ 14,222.20	\$ 218,827.49
27	\$ 17,327.60	\$ 2,735.34	\$ 14,399.98	\$ 204,427.52
28	\$ 17,327.60	\$ 2,555.34	\$ 14,579.97	\$ 189,847.54
29	\$ 17,327.60	\$ 2,373.09	\$ 14,762.22	\$ 175,085.32
30	\$ 17,327.60	\$ 2,188.57	\$ 14,946.75	\$ 160,138.57
31	\$ 17,327.60	\$ 2,001.73	\$ 15,133.59	\$ 145,004.98
32	\$ 17,327.60	\$ 1,812.56	\$ 15,322.76	\$ 129,682.22
33	\$ 17,327.60	\$ 1,621.03	\$ 15,514.29	\$ 114,167.93
34	\$ 17,327.60	\$ 1,427.10	\$ 15,708.22	\$ 98,459.71
35	\$ 17,327.60	\$ 1,230.75	\$ 15,904.57	\$ 82,555.14
36	\$ 17,327.60	\$ 1,031.94	\$ 16,103.38	\$ 66,451.76
37	\$ 17,327.60	\$ 830.65	\$ 16,304.67	\$ 50,147.09
38	\$ 17,327.60	\$ 626.84	\$ 16,508.48	\$ 33,638.61
39	\$ 17,327.60	\$ 420.48	\$ 16,714.84	\$ 16,923.77
40	\$ 17,327.60	\$ 211.55	\$ 16,923.77	\$ (0.00)

Note: Assumes two (2) payments per year (ex: 1st year would include PERIOD 1 and 2)

Note: Assumes payments will begin in 1st Pay Year (Year 2 of Annexation)

Note: All estimates shown are preliminary (actual results may vary and may be material)

City of Bloomington - Annexation

Projected Non-Capital & Capital Expenses
City Clerk Department - Area 1C: South-West Bloomington Annexation Area
September 10, 2021

IF ONLY AREA 1C IS ANNEXED

Expense Items	Year 1				Year 2				Year 3				Year 4			
	Number	Minimum Costs	Number	Maximum Costs	Number	Minimum Costs	Number	Maximum Costs	Number	Minimum Costs	Number	Maximum Costs	Number	Minimum Costs	Number	Maximum Costs
Non Capital Expenses																
Total Non Capital Expenses		\$ -		\$ -		\$ -		\$ -		\$ -		\$ -		\$ -		\$ -
Capital Expenses																
Total Capital Expenses		\$ -		\$ -		\$ -		\$ -		\$ -		\$ -		\$ -		\$ -
Total Non Cap/Capital Exp		\$ -		\$ -		\$ -		\$ -		\$ -		\$ -		\$ -		\$ -

City of Bloomington - Annexation

Projected Non-Capital & Capital Expenses
Community & Family Resources Department - Area 1C: South-West Bloomington Annexation Area
September 10, 2021

IF ONLY AREA 1C IS ANNEXED																
Expense Items	Year 1				Year 2				Year 3				Year 4			
	Number	Minimum Costs	Number	Maximum Costs	Number	Minimum Costs	Number	Maximum Costs	Number	Minimum Costs	Number	Maximum Costs	Number	Minimum Costs	Number	Maximum Costs
Non Capital Expenses																
New Employees	0.01	\$ 313	0.01	\$ 313	0.01	\$ 322	0.01	\$ 322	0.01	\$ 332	0.01	\$ 332	0.01	\$ 342	0.01	\$ 342
Marketing	0.01	\$ 42	0.01	\$ 42	0.01	\$ 43	0.01	\$ 43	0.01	\$ 44	0.01	\$ 44	0.01	\$ 46	0.01	\$ 46
New Program Development	0.01	\$ 130	0.01	\$ 130	0.01	\$ 134	0.01	\$ 134	0.01	\$ 138	0.01	\$ 138	0.01	\$ 142	0.01	\$ 142
Total Non Capital Expenses		\$ 485		\$ 485		\$ 499		\$ 499		\$ 514		\$ 514		\$ 530		\$ 530
Capital Expenses																
Total Capital Expenses		\$ -		\$ -		\$ -		\$ -		\$ -		\$ -		\$ -		\$ -
Total Non Cap/Capital Exp		\$ 485		\$ 485		\$ 499		\$ 499		\$ 514		\$ 514		\$ 530		\$ 530

Note (1): Years 2, 3, and 4 assume a 3% increase due to cost of inflation.

City of Bloomington - Annexation

Projected Non-Capital & Capital Expenses
Controller Department - Area 1C: South-West Bloomington Annexation Area
September 10, 2021

IF ONLY AREA 1C IS ANNEXED

Expense Items	Year 1				Year 2				Year 3				Year 4			
	Number	Minimum Costs	Number	Maximum Costs	Number	Minimum Costs	Number	Maximum Costs	Number	Minimum Costs	Number	Maximum Costs	Number	Minimum Costs	Number	Maximum Costs
Non Capital Expenses																
New Employees			0.01	\$ 465			0.01	\$ 479			0.01	\$ 494			0.01	\$ 508
Supplies			0.01	\$ 6			0.01	\$ 6			0.01	\$ 7			0.01	\$ 7
Total Non Capital Expenses		\$ -		\$ 471		\$ -		\$ 486		\$ -		\$ 500		\$ -		\$ 515
Capital Expenses																
Total Capital Expenses		\$ -		\$ -		\$ -		\$ -		\$ -		\$ -		\$ -		\$ -
Total Non Cap/Capital Exp		\$ -		\$ 471		\$ -		\$ 486		\$ -		\$ 500		\$ -		\$ 515

Note (1): Years 2, 3, and 4 assume a 3% increase due to cost of inflation.

City of Bloomington - Annexation

Projected Non-Capital & Capital Expenses
Council Department - Area 1C: South-West Bloomington Annexation Area
September 10, 2021

IF ONLY AREA 1C IS ANNEXED

Expense Items	Year 1				Year 2				Year 3				Year 4			
	Number	Minimum Costs	Number	Maximum Costs	Number	Minimum Costs	Number	Maximum Costs	Number	Minimum Costs	Number	Maximum Costs	Number	Minimum Costs	Number	Maximum Costs
Non Capital Expenses																
Total Non Capital Expenses		\$ -		\$ -		\$ -		\$ -		\$ -		\$ -		\$ -		\$ -
Capital Expenses																
Total Capital Expenses		\$ -		\$ -		\$ -		\$ -		\$ -		\$ -		\$ -		\$ -
Total Non Cap/Capital Exp		\$ -		\$ -		\$ -		\$ -		\$ -		\$ -		\$ -		\$ -

IF ONLY AREA 1C IS ANNEXED

Expense Items	Year 1				Year 2				Year 3				Year 4			
	Number	Minimum Costs	Number	Maximum Costs	Number	Minimum Costs	Number	Maximum Costs	Number	Minimum Costs	Number	Maximum Costs	Number	Minimum Costs	Number	Maximum Costs
Non Capital Expenses																
Labor Support \$160k - \$75k x 2 Years	0.01	\$ 391	0.01	\$ 391	0.01	\$ 391	0.01	\$ 391		\$ -		\$ -		\$ -		\$ -
Total Non Capital Expenses		\$ 391		\$ 391		\$ 391		\$ 391		\$ -		\$ -		\$ -		\$ -
Capital Expenses																
Total Capital Expenses		\$ -		\$ -		\$ -		\$ -		\$ -		\$ -		\$ -		\$ -
Total Non Cap/Capital Exp		\$ 391		\$ 391		\$ 391		\$ 391		\$ -		\$ -		\$ -		\$ -

Note (1): Non capital expenses for Years 2, 3, and 4 assume a 3% increase due to cost of inflation.

City of Bloomington - Annexation

Projected Non-Capital & Capital Expenses

Engineering Department - Area 1C: South-West Bloomington Annexation Area

September 10, 2021

IF ONLY AREA 1C IS ANNEXED

Expense Items	Year 1				Year 2				Year 3				Year 4			
	Number	Minimum Costs	Number	Maximum Costs	Number	Minimum Costs	Number	Maximum Costs	Number	Minimum Costs	Number	Maximum Costs	Number	Minimum Costs	Number	Maximum Costs
Non Capital Expenses																
New Project Manager	0.00	\$ 261	0.01	\$ 282	0.00	\$ 269	0.01	\$ 290	0.00	\$ 277	0.01	\$ 299	0.00	\$ 285	0.01	\$ 308
New Engineering Field Specialist	0.00	\$ 250	0.01	\$ 271	0.00	\$ 258	0.01	\$ 279	0.00	\$ 266	0.01	\$ 288	0.00	\$ 273	0.01	\$ 296
Supplies	0.01	\$ 34	0.01	\$ 34	0.01	\$ 35	0.01	\$ 35	0.01	\$ 36	0.01	\$ 36	0.01	\$ 37	0.01	\$ 37
Travel, Dues & Instructions	0.01	\$ 8	0.01	\$ 8	0.01	\$ 8	0.01	\$ 8	0.01	\$ 8	0.01	\$ 8	0.01	\$ 9	0.01	\$ 9
Total Non Capital Expenses		\$ 553		\$ 594		\$ 569		\$ 612		\$ 586		\$ 631		\$ 604		\$ 650
Capital Expenses																
Trucks	0.01	\$ 174	0.01	\$ 174	0.01	\$ 174	0.01	\$ 174	0.01	\$ 174	0.01	\$ 174	0.00	\$ -	0.00	\$ -
Phones/Tablets	0.01	\$ 3	0.01	\$ 3	0.01	\$ 3	0.01	\$ 3	0.01	\$ 3	0.01	\$ 3	0.00	\$ -	0.00	\$ -
Work Space Expansion	0.00	\$ 174	0.01	\$ 348	0.00	\$ 174	0.01	\$ 348	0.00	\$ 174	0.01	\$ 348	0.00	\$ -	0.00	\$ -
Engineering Projects	0.00	\$ 2,955	0.00	\$ 2,955	0.00	\$ 2,955	0.00	\$ 2,955	0.00	\$ 2,955	0.00	\$ 2,955	0.00	\$ -	0.00	\$ -
Total Capital Expenses		\$ 3,306		\$ 3,480		\$ 3,306		\$ 3,480		\$ 3,306		\$ 3,480		\$ -		\$ -
Total Non Cap/Capital Exp		\$ 3,859		\$ 4,074		\$ 3,875		\$ 4,092		\$ 3,892		\$ 4,110		\$ 604		\$ 650

Note (1): Non capital expenses for Years 2, 3, and 4 assume a 3% increase due to cost of inflation.

City of Bloomington - Annexation

Projected Non-Capital & Capital Expenses

Fire Department - Area 1C: South-West Bloomington Annexation Area

September 10, 2021

IF ONLY AREA 1C IS ANNEXED

Expense Items	Year 1				Year 2				Year 3				Year 4			
	Number	Minimum Costs	Number	Maximum Costs	Number	Minimum Costs	Number	Maximum Costs	Number	Minimum Costs	Number	Maximum Costs	Number	Minimum Costs	Number	Maximum Costs
Non Capital Expenses																
Captains	0.00	\$ -	0.00	\$ -	0.00	\$ -	0.00	\$ -	0.00	\$ -	0.00	\$ -	0.00	\$ -	0.00	\$ -
Chauffeurs	0.00	\$ -	0.00	\$ -	0.00	\$ -	0.00	\$ -	0.00	\$ -	0.00	\$ -	0.00	\$ -	0.00	\$ -
Firefighters	0.00	\$ -	0.00	\$ -	0.00	\$ -	0.00	\$ -	0.00	\$ -	0.00	\$ -	0.00	\$ -	0.00	\$ -
Deputy Fire Marshal	0.00	\$ -	0.00	\$ -	0.00	\$ -	0.00	\$ -	0.00	\$ -	0.00	\$ -	0.00	\$ -	0.00	\$ -
Apparatus Operating Maintenance	0.00	\$ -	0.00	\$ -	0.00	\$ -	0.00	\$ -	0.00	\$ -	0.00	\$ -	0.00	\$ -	0.00	\$ -
Fire Station Annual Maintenance	0.00	\$ -	0.00	\$ -	0.00	\$ -	0.00	\$ -	0.00	\$ -	0.00	\$ -	0.00	\$ -	0.00	\$ -
Total Non Capital Expenses		\$ -		\$ -		\$ -		\$ -		\$ -		\$ -		\$ -		\$ -
Capital Expenses																
Station Upgrade	0.00	\$ -	0.00	\$ -												
Fire Engine Pumper	0.00	\$ -	0.00	\$ -												
SCBA Inventory	0.00	\$ -	0.00	\$ -												
Personal Protective Equipment	0.00	\$ -	0.00	\$ -												
Office Reconfiguration/Furniture	0.00	\$ -	0.00	\$ -												
Communication Equipment	0.00	\$ -	0.00	\$ -												
Total Capital Expenses		\$ -		\$ -		\$ -		\$ -		\$ -		\$ -		\$ -		\$ -
Total Non Cap/Capital Exp		\$ -		\$ -		\$ -		\$ -		\$ -		\$ -		\$ -		\$ -

Note (1): Based on supplying fire protection to Richland and Salt Creek Townships.

City of Bloomington - Annexation

Projected Non-Capital & Capital Expenses

HAND Department - Area 1C: South-West Bloomington Annexation Area

September 10, 2021

IF ONLY AREA 1C IS ANNEXED

Expense Items	Year 1				Year 2				Year 3				Year 4			
	Number	Minimum Costs	Number	Maximum Costs	Number	Minimum Costs	Number	Maximum Costs	Number	Minimum Costs	Number	Maximum Costs	Number	Minimum Costs	Number	Maximum Costs
Non Capital Expenses																
Neighborhood Compliance Officer (NCO)	0	\$ -	0	\$ -	0	\$ -	0	\$ -	0	\$ -	0	\$ -	0	\$ -	0	\$ -
Administrative Assistant	0.01	\$ 179	0.01	\$ 357	0.01	\$ 184	0.01	\$ 368	0.01	\$ 190	0.01	\$ 379	0.01	\$ 195	0.01	\$ 390
Supplies/Other	0.01	\$ 16	0.01	\$ 26	0.01	\$ 16	0.01	\$ 27	0.01	\$ 17	0.01	\$ 28	0.01	\$ 17	0.01	\$ 28
NCO Inspection Tools	0	\$ -	0	\$ -												
Total Non Capital Expenses		\$ 194		\$ 383		\$ 200		\$ 395		\$ 206		\$ 407		\$ 212		\$ 419
Capital Expenses																
NCO Vehicles	0	\$ -	0	\$ -												
NCO Technology	0	\$ -	0	\$ -												
Total Capital Expenses		\$ -		\$ -		\$ -		\$ -		\$ -		\$ -		\$ -		\$ -
Total Non Cap/Capital Exp		\$ 194		\$ 383		\$ 200		\$ 395		\$ 206		\$ 407		\$ 212		\$ 419

Note (1): Non capital expenses for Years 2, 3, and 4 assume a 3% increase due to cost of inflation.

City of Bloomington - Annexation

Projected Non-Capital & Capital Expenses
Human Resources Department - Area 1C: South-West Bloomington Annexation Area
September 10, 2021

IF ONLY AREA 1C IS ANNEXED

Expense Items	Year 1				Year 2				Year 3				Year 4			
	Number	Minimum Costs	Number	Maximum Costs	Number	Minimum Costs	Number	Maximum Costs	Number	Minimum Costs	Number	Maximum Costs	Number	Minimum Costs	Number	Maximum Costs
Non Capital Expenses																
Special Project Manager	0.00	\$ 385	0.00	\$ 385	0.00	\$ 396	0.00	\$ 396	0.00	\$ 408	0.00	\$ 408	0.00	\$ 420	0.00	\$ 420
Administrative Assistant	0.00	\$ 197	0.00	\$ 197	0.00	\$ 203	0.00	\$ 203	0.00	\$ 209	0.00	\$ 209	0.00	\$ 215	0.00	\$ 215
Training/Professional Dues	0.00	\$ 4	0.00	\$ 4	0.00	\$ 4	0.00	\$ 4	0.00	\$ 4	0.00	\$ 4	0.00	\$ 4	0.00	\$ 4
Supplies	0.00	\$ 2	0.00	\$ 2	0.00	\$ 2	0.00	\$ 2	0.00	\$ 2	0.00	\$ 2	0.00	\$ 3	0.00	\$ 3
Total Non Capital Expenses		\$ 588		\$ 588		\$ 605		\$ 605		\$ 624		\$ 624		\$ 642		\$ 642
Capital Expenses																
Computer/Office Equip	0.002	\$ 4	0.002	\$ 8	0.002	\$ 4	0.002	\$ 8	0.002	\$ 4	0.002	\$ 8	0.000	\$ -	0.000	\$ -
Total Capital Expenses		\$ 4		\$ 8		\$ 4		\$ 8		\$ 4		\$ 8		\$ -		\$ -
Total Non Cap/Capital Exp		\$ 592		\$ 596		\$ 609		\$ 613		\$ 628		\$ 631		\$ 642		\$ 642

Note (1): Non capital expenses for Years 2, 3, and 4 assume a 3% increase due to cost of inflation.

City of Bloomington - Annexation

Projected Non-Capital & Capital Expenses

ITS Department - Area 1C: South-West Bloomington Annexation Area

September 10, 2021

IF ONLY AREA 1C IS ANNEXED

Expense Items	Year 1				Year 2				Year 3				Year 4			
	Number	Minimum Costs	Number	Maximum Costs	Number	Minimum Costs	Number	Maximum Costs	Number	Minimum Costs	Number	Maximum Costs	Number	Minimum Costs	Number	Maximum Costs
Non Capital Expenses																
Tech Support Specialist	0.00	\$ 183	0.01	\$ 365	0.00	\$ 376	0.01	\$ 376	0.00	\$ 387	0.01	\$ 387	0.00	\$ 399	0.01	\$ 399
Application Analyst	0.01	\$ 443	0.01	\$ 443	0.01	\$ 457	0.01	\$ 457	0.01	\$ 470	0.01	\$ 470	0.01	\$ 484	0.01	\$ 484
GIS Specialist	0.00	\$ 196	0.01	\$ 391	0.00	\$ 403	0.01	\$ 403	0.00	\$ 415	0.01	\$ 415	0.00	\$ 427	0.01	\$ 427
Junior Systems/Network Admin	0	\$ -	0	\$ -	0.01	\$ 391	0.01	\$ 391	0.01	\$ 403	0.01	\$ 403	0.01	\$ 415	0.01	\$ 415
Software Licenses & Maintenance	0.01	\$ 2	0.01	\$ 2	0.01	\$ 150	0.01	\$ 150	0.01	\$ 150	0.01	\$ 150	0.01	\$ 150	0.01	\$ 150
Phone Service	0.01	\$ 5	0.01	\$ 5	0.01	\$ 5	0.01	\$ 5	0.01	\$ 5	0.01	\$ 5	0.01	\$ 5	0.01	\$ 5
New Facility Maintenance	0.01	\$ 26	0.01	\$ 26	0.01	\$ 27	0.01	\$ 27	0.01	\$ 28	0.01	\$ 28	0.01	\$ 28	0.01	\$ 28
Total Non Capital Expenses		\$ 854		\$ 1,232		\$ 1,808		\$ 1,808		\$ 1,858		\$ 1,858		\$ 1,909		\$ 1,909
Capital Expenses																
Hardware (Tech) for Staff	0.002	\$ 3	0.002	\$ 3	0.002	\$ 3	0.002	\$ 3	0.002	\$ 3	0.002	\$ 3	0.000	\$ -	0.000	\$ -
Existing Facility Improvements	0.002	\$ 17	0.002	\$ 35	0.002	\$ 17	0.002	\$ 35	0.002	\$ 17	0.002	\$ 35	0.000	\$ -	0.000	\$ -
New Facility	0.002	\$ 52	0.002	\$ 104	0.002	\$ 52	0.002	\$ 104	0.002	\$ 52	0.002	\$ 104	0.000	\$ -	0.000	\$ -
Total Capital Expenses		\$ 73		\$ 143		\$ 73		\$ 143		\$ 73		\$ 143		\$ -		\$ -
Total Non Cap/Capital Exp		\$ 927		\$ 1,375		\$ 1,881		\$ 1,951		\$ 1,931		\$ 2,000		\$ 1,909		\$ 1,909

Note (1): Non capital expenses for Years 2, 3, and 4 assume a 3% increase due to cost of inflation.

City of Bloomington - Annexation

Projected Non-Capital & Capital Expenses
Legal Department - Area 1C: South-West Bloomington Annexation Area
September 10, 2021

IF ONLY AREA 1C IS ANNEXED

Expense Items	Year 1				Year 2				Year 3				Year 4			
	Number	Minimum Costs	Number	Maximum Costs	Number	Minimum Costs	Number	Maximum Costs	Number	Minimum Costs	Number	Maximum Costs	Number	Minimum Costs	Number	Maximum Costs
Non Capital Expenses																
		\$ -		\$ -		\$ -		\$ -		\$ -		\$ -		\$ -		\$ -
Total Non Capital Expenses		\$ -		\$ -		\$ -		\$ -		\$ -		\$ -		\$ -		\$ -
Capital Expenses																
Total Capital Expenses		\$ -		\$ -		\$ -		\$ -		\$ -		\$ -		\$ -		\$ -
Total Non Cap/Capital Exp		\$ -		\$ -		\$ -		\$ -		\$ -		\$ -		\$ -		\$ -

Note (1): Non capital expenses for Years 2, 3, and 4 assume a 3% increase due to cost of inflation.

City of Bloomington - Annexation

Projected Non-Capital & Capital Expenses
Mayor Department - Area 1C: South-West Bloomington Annexation Area
September 10, 2021

IF ONLY AREA 1C IS ANNEXED

Expense Items	Year 1				Year 2				Year 3				Year 4			
	Number	Minimum Costs	Number	Maximum Costs	Number	Minimum Costs	Number	Maximum Costs	Number	Minimum Costs	Number	Maximum Costs	Number	Minimum Costs	Number	Maximum Costs
Non Capital Expenses																
New Employee	0.01	\$ 782	0.01	\$ 782	0.01	\$ 806	0.01	\$ 806	0.01	\$ 830	0.01	\$ 830	0.01	\$ 855	0.01	\$ 855
Total Non Capital Expenses		\$ 782		\$ 782		\$ 806		\$ 806		\$ 830		\$ 830		\$ 855		\$ 855
Capital Expenses																
Total Capital Expenses		\$ -		\$ -		\$ -		\$ -		\$ -		\$ -		\$ -		\$ -
Total Non Cap/Capital Exp		\$ 782		\$ 782		\$ 806		\$ 806		\$ 830		\$ 830		\$ 855		\$ 855

City of Bloomington - Annexation

Projected Non-Capital & Capital Expenses

Parks Department - Area 1C: South-West Bloomington Annexation Area

September 10, 2021

IF ONLY AREA 1C IS ANNEXED

Expense Items	Year 1				Year 2				Year 3				Year 4			
	Number	Minimum Costs	Number	Maximum Costs	Number	Minimum Costs	Number	Maximum Costs	Number	Minimum Costs	Number	Maximum Costs	Number	Minimum Costs	Number	Maximum Costs
Non Capital Expenses																
Seasonal Employee	0.01	\$ 354	0.04	\$ 1,414	0.01	\$ 364	0.04	\$ 1,457	0.01	\$ 375	0.04	\$ 1,501	0.01	\$ 386	0.04	\$ 1,546
Full Time Staff	0.00	\$ 230	0.00	\$ 230	0.005	\$ 237	0.005	\$ 237	0.005	\$ 244	0.005	\$ 244	0.005	\$ 252	0.005	\$ 252
Labor - Grounds & Facilities	0.005	\$ 123	0.005	\$ 370	0.005	\$ 127	0.005	\$ 381	0.005	\$ 131	0.005	\$ 392	0.005	\$ 135	0.005	\$ 404
Supplies - Grounds & Facilities	0.005	\$ 49	0.005	\$ 148	0.005	\$ 51	0.005	\$ 153	0.005	\$ 52	0.005	\$ 157	0.005	\$ 54	0.005	\$ 162
Miscellaneous	0.005	\$ 11	0.005	\$ 33	0.005	\$ 11	0.005	\$ 34	0.005	\$ 12	0.005	\$ 35	0.005	\$ 12	0.005	\$ 36
Total Non Capital Expenses		\$ 768		\$ 2,196		\$ 791		\$ 2,262		\$ 814		\$ 2,330		\$ 839		\$ 2,400
Capital Expenses																
Parks/Trails/Enhancements	0.14	\$ 4,968	0.33	\$ 12,113	0.14	\$ 4,968	0.33	\$ 12,113	0.14	\$ 4,968	0.33	\$ 12,113	0.00	\$ -	0.00	\$ -
Total Capital Expenses		\$ 4,968		\$ 12,113		\$ 4,968		\$ 12,113		\$ 4,968		\$ 12,113		\$ -		\$ -
Total Non Cap/Capital Exp		\$ 5,736		\$ 14,309		\$ 5,759		\$ 14,375		\$ 5,782		\$ 14,443		\$ 839		\$ 2,400

Note (1): Non capital expenses for Years 2, 3, and 4 assume a 3% increase due to cost of inflation.

City of Bloomington - Annexation

Projected Non-Capital & Capital Expenses

Planning Department - Area 1C: South-West Bloomington Annexation Area

September 10, 2021

IF ONLY AREA 1C IS ANNEXED

Expense Items	Year 1				Year 2				Year 3				Year 4			
	Number	Minimum Costs	Number	Maximum Costs	Number	Minimum Costs	Number	Maximum Costs	Number	Minimum Costs	Number	Maximum Costs	Number	Minimum Costs	Number	Maximum Costs
Non Capital Expenses																
Development Services (DS) - Zoning Planner (1)	0.01	\$ 255	0.01	\$ 255	0.01	\$ 263	0.01	\$ 263	0.01	\$ 271	0.01	\$ 271	0.01	\$ 279	0.01	\$ 279
(DS) - Senior Zoning Planner (1)	0.01	\$ 324	0.01	\$ 324	0.01	\$ 333	0.01	\$ 333	0.01	\$ 343	0.01	\$ 343	0.01	\$ 354	0.01	\$ 354
(DS) - Zoning Compliance Planner (1)	0.01	\$ 284	0.01	\$ 284	0.01	\$ 292	0.01	\$ 292	0.01	\$ 301	0.01	\$ 301	0.01	\$ 310	0.01	\$ 310
Miscellaneous	0.01	\$ 47	0.01	\$ 47	0.01	\$ 48	0.01	\$ 48	0.01	\$ 50	0.01	\$ 50	0.01	\$ 51	0.01	\$ 51
Total Non Capital Expenses		\$ 910		\$ 910		\$ 937		\$ 937		\$ 965		\$ 965		\$ 994		\$ 994
Capital Expenses																
Zoning New Land Mass	0.002	\$ 189	0.002	\$ 189	0.002	\$ 189	0.002	\$ 189	0.002	\$ 189	0.002	\$ 189	0.000	\$ -	0.000	\$ -
Database	0.002	\$ 284	0.002	\$ 284	0.002	\$ 284	0.002	\$ 284	0.002	\$ 284	0.002	\$ 284	0.000	\$ -	0.000	\$ -
Total Capital Expenses		\$ 473		\$ 473		\$ 473		\$ 473		\$ 473		\$ 473		\$ -		\$ -
Total Non Cap/Capital Exp		\$ 1,383		\$ 1,383		\$ 1,410		\$ 1,410		\$ 1,438		\$ 1,438		\$ 994		\$ 994

Note (1): Non capital expenses for Years 2, 3, and 4 assume a 3% increase due to cost of inflation.

City of Bloomington - Annexation

Projected Non-Capital & Capital Expenses

Police Department (SWORN) - Area 1C: South-West Bloomington Annexation Area

September 10, 2021

IF ONLY AREA 1C IS ANNEXED

Expense Items	Year 1				Year 2				Year 3				Year 4			
	Number	Minimum Costs	Number	Maximum Costs	Number	Minimum Costs	Number	Maximum Costs	Number	Minimum Costs	Number	Maximum Costs	Number	Minimum Costs	Number	Maximum Costs
Non Capital Expenses																
Sworn Officer	0.00	\$ -	0.00	\$ -	0.00	\$ -	0.00	\$ -	0.00	\$ -	0.00	\$ -	0.00	\$ -	0.00	\$ -
Sworn Detective	0.00	\$ -	0.00	\$ -	0.00	\$ -	0.00	\$ -	0.00	\$ -	0.00	\$ -	0.00	\$ -	0.00	\$ -
Sworn Sergeant	0.00	\$ -	0.00	\$ -	0.00	\$ -	0.00	\$ -	0.00	\$ -	0.00	\$ -	0.00	\$ -	0.00	\$ -
Sworn Lieutenant	0.00	\$ -	0.00	\$ -	0.00	\$ -	0.00	\$ -	0.00	\$ -	0.00	\$ -	0.00	\$ -	0.00	\$ -
Sworn Administrator - Captain	0.00	\$ -	0.00	\$ -	0.00	\$ -	0.00	\$ -	0.00	\$ -	0.00	\$ -	0.00	\$ -	0.00	\$ -
Total Non Capital Expenses		\$ -		\$ -		\$ -		\$ -		\$ -		\$ -		\$ -		\$ -
Capital Expenses																
MDT	0.00	\$ -	0.00	\$ -												
Mobile Radio	0.00	\$ -	0.00	\$ -												
Car Equipment	0.00	\$ -	0.00	\$ -												
Car Build-out	0.00	\$ -	0.00	\$ -												
Cradlepoints/Atennas/Cables	0.00	\$ -	0.00	\$ -												
Computer	0.00	\$ -	0.00	\$ -												
Patrol Cars	0.00	\$ -	0.00	\$ -												
Stop Sticks	0.00	\$ -	0.00	\$ -												
Vehicle Wrap	0.00	\$ -	0.00	\$ -												
AEDs (Defibrilators)	0.00	\$ -	0.00	\$ -												
Misc Car Equipment	0.00	\$ -	0.00	\$ -												
Body Cams/Licensing	0.00	\$ -	0.00	\$ -												
Officer Gear	0.00	\$ -	0.00	\$ -												
Building/Office Space	0.00	\$ -	0.00	\$ -												
Cell Phone	0.00	\$ -	0.00	\$ -												
Laptop	0.00	\$ -	0.00	\$ -												
Interceptor SUV	0.00	\$ -	0.00	\$ -												
Officer Furniture	0.00	\$ -	0.00	\$ -												
Detective Furniture	0.00	\$ -	0.00	\$ -												
Sergeant Furniture	0.00	\$ -	0.00	\$ -												
Lieutenant Furniture	0.00	\$ -	0.00	\$ -												
Admin Furniture	0.00	\$ -	0.00	\$ -												
Total Capital Expenses		\$ -		\$ -		\$ -		\$ -		\$ -		\$ -		\$ -		\$ -
Total Non Cap/Capital Exp		\$ -		\$ -		\$ -		\$ -		\$ -		\$ -		\$ -		\$ -

Note (1): Non capital expenses for Years 2, 3, and 4 assume a 3% increase due to cost of inflation.

City of Bloomington - Annexation

Projected Non-Capital & Capital Expenses
Police Department (CIVILIAN) - Area 1C: South-West Bloomington Annexation Area
September 10, 2021

IF ONLY AREA 1C IS ANNEXED

Expense Items	Year 1				Year 2				Year 3				Year 4			
	Number	Minimum Costs	Number	Maximum Costs	Number	Minimum Costs	Number	Maximum Costs	Number	Minimum Costs	Number	Maximum Costs	Number	Minimum Costs	Number	Maximum Costs
Non Capital Expenses																
Civilian Records Clerk	0.00	\$ -	0.00	\$ -	0.00	\$ -	0.00	\$ -	0.00	\$ -	0.00	\$ -	0.00	\$ -	0.00	\$ -
Civilian Comm Service Specialist	0.00	\$ -	0.00	\$ -	0.00	\$ -	0.00	\$ -	0.00	\$ -	0.00	\$ -	0.00	\$ -	0.00	\$ -
Civilian Evidence Technician	0.00	\$ -	0.00	\$ -	0.00	\$ -	0.00	\$ -	0.00	\$ -	0.00	\$ -	0.00	\$ -	0.00	\$ -
Civilian Social Worker	0.00	\$ -	0.00	\$ -	0.00	\$ -	0.00	\$ -	0.00	\$ -	0.00	\$ -	0.00	\$ -	0.00	\$ -
Civilian Admin - Office Manager	0.00	\$ -	0.00	\$ -	0.00	\$ -	0.00	\$ -	0.00	\$ -	0.00	\$ -	0.00	\$ -	0.00	\$ -
Total Non Capital Expenses		\$ -		\$ -		\$ -		\$ -		\$ -		\$ -		\$ -		\$ -
Capital Expenses																
Desktop Computer	0.00	\$ -	0.00	\$ -												
Evidence Tech Computer	0.00	\$ -	0.00	\$ -												
Laptop Computer	0.00	\$ -	0.00	\$ -												
Headset	0.00	\$ -	0.00	\$ -												
OnBase Licensing (Workflow)	0.00	\$ -	0.00	\$ -												
Building/Office Space	0.00	\$ -	0.00	\$ -												
Comm Service Furniture	0.00	\$ -	0.00	\$ -												
Evidence Tech Furniture	0.00	\$ -	0.00	\$ -												
Social Worker Furniture	0.00	\$ -	0.00	\$ -												
Admin Furniture	0.00	\$ -	0.00	\$ -												
Comm Serv/Social Worker Uniform	0.00	\$ -	0.00	\$ -												
Cell Phone	0.00	\$ -	0.00	\$ -												
Portable Radio	0.00	\$ -	0.00	\$ -												
Interceptor SUV	0.00	\$ -	0.00	\$ -												
Car Equipment	0.00	\$ -	0.00	\$ -												
Car Build-Out	0.00	\$ -	0.00	\$ -												
Cradlepoints/Antennas/Cables	0.00	\$ -	0.00	\$ -												
AED (Defibrillator)	0.00	\$ -	0.00	\$ -												
Misc Car Equipment	0.00	\$ -	0.00	\$ -												
MDT	0.00	\$ -	0.00	\$ -												
Mobile Radio	0.00	\$ -	0.00	\$ -												
Vehicle Wrap	0.00	\$ -	0.00	\$ -												
Evidence Tech Vehicle	0.00	\$ -	0.00	\$ -												
Evidence Tech Uniform	0.00	\$ -	0.00	\$ -												
Social Worker Vehicle	0.00	\$ -	0.00	\$ -												
Total Capital Expenses		\$ -		\$ -		\$ -		\$ -		\$ -		\$ -		\$ -		\$ -
Total Non Cap/Capital Exp		\$ -		\$ -		\$ -		\$ -		\$ -		\$ -		\$ -		\$ -

Note (1): Non capital expenses for Years 2, 3, and 4 assume a 3% increase due to cost of inflation.

City of Bloomington - Annexation

Projected Non-Capital & Capital Expenses
Public Works Department - Area 1C: South-West Bloomington Annexation Area
September 10, 2021

IF ONLY AREA 1C IS ANNEXED

Expense Items	Year 1				Year 2				Year 3				Year 4			
	Number	Minimum Costs	Number	Maximum Costs	Number	Minimum Costs	Number	Maximum Costs	Number	Minimum Costs	Number	Maximum Costs	Number	Minimum Costs	Number	Maximum Costs
Non Capital Expenses																
Admin - Deputy Director	0.00	\$ 287	0.01	\$ 574	0.00	\$ 295	0.01	\$ 591	0.00	\$ 304	0.01	\$ 609	0.00	\$ 313	0.01	\$ 627
Animal Control Officers	0.02	\$ 813	0.02	\$ 813	0.02	\$ 837	0.02	\$ 837	0.02	\$ 863	0.02	\$ 863	0.02	\$ 888	0.02	\$ 888
Animal Control Secretary	0.01	\$ 212	0.01	\$ 212	0.01	\$ 219	0.01	\$ 219	0.01	\$ 225	0.01	\$ 225	0.01	\$ 232	0.01	\$ 232
Animal Control Training	0.01	\$ 34	0.01	\$ 34	0.01	\$ 35	0.01	\$ 35	0.01	\$ 36	0.01	\$ 36	0.01	\$ 37	0.01	\$ 37
Animal Control OT/On-Call Pay	0.01	\$ 28	0.01	\$ 28	0.01	\$ 29	0.01	\$ 29	0.01	\$ 30	0.01	\$ 30	0.01	\$ 31	0.01	\$ 31
Animal Control Uniforms/Safety Vests	0.01	\$ 15	0.01	\$ 15	0.01	\$ 15	0.01	\$ 15	0.01	\$ 16	0.01	\$ 16	0.01	\$ 16	0.01	\$ 16
Animal Control Interlocal	0.01	\$ 661	0.01	\$ 661	0.01	\$ 681	0.01	\$ 681	0.01	\$ 701	0.01	\$ 701	0.01	\$ 722	0.01	\$ 722
Facilities Maintenance Custodian	0.00	\$ -	0.01	\$ 287	0.00	\$ -	0.01	\$ 295	0.00	\$ -	0.01	\$ 304	0.00	\$ -	0.01	\$ 313
Fleet Maintenance Mechanic	0.01	\$ 391	0.01	\$ 782	0.01	\$ 403	0.01	\$ 806	0.01	\$ 415	0.01	\$ 830	0.01	\$ 427	0.01	\$ 855
Street MEO FTE's	0.19	\$ 12,461	0.31	\$ 20,768	0.19	\$ 12,835	0.31	\$ 21,391	0.19	\$ 13,220	0.31	\$ 22,033	0.19	\$ 13,616	0.31	\$ 22,694
Sanitation MEO FTE's	0.00	\$ -	0.00	\$ -	0.00	\$ -	0.00	\$ -	0.00	\$ -	0.00	\$ -	0.00	\$ -	0.00	\$ -
Street Lane Markings	0.03	\$ 781	0.03	\$ 781	0.03	\$ 805	0.03	\$ 805	0.03	\$ 829	0.03	\$ 829	0.03	\$ 854	0.03	\$ 854
Street Sweeping Disposal	0.03	\$ 156	0.03	\$ 156	0.03	\$ 161	0.03	\$ 161	0.03	\$ 166	0.03	\$ 166	0.03	\$ 171	0.03	\$ 171
Street Annual Signal Maintenance	0.03	\$ 313	0.03	\$ 313	0.03	\$ 322	0.03	\$ 322	0.03	\$ 332	0.03	\$ 332	0.03	\$ 341	0.03	\$ 341
Street Lighting Energy & Maint	10.60	\$ 1,869	12.47	\$ 2,199	10.60	\$ 1,925	12.47	\$ 2,265	10.60	\$ 1,983	12.47	\$ 2,332	10.60	\$ 2,042	12.47	\$ 2,402
Street Snow Events	0.25	\$ 3,125	0.38	\$ 4,688	0.25	\$ 3,219	0.38	\$ 4,828	0.25	\$ 3,315	0.38	\$ 4,973	0.25	\$ 3,415	0.38	\$ 5,122
Total Non Capital Expenses		\$ 21,145		\$ 32,309		\$ 21,780		\$ 33,279		\$ 22,433		\$ 34,277		\$ 23,106		\$ 35,305
Capital Expenses																
Street Lighting Equip Costs (1)	3.53	\$ 8,602	4.16	\$ 10,120	3.533	\$ 8,602	4.156	\$ 10,120	3.533	\$ 8,602	4.156	\$ 10,120	0.000	\$ -	0.000	\$ -
Animal Control Vehicles	0.002	\$ 84	0.002	\$ 84	0.002	\$ 84	0.002	\$ 84	0.002	\$ 84	0.002	\$ 84	0.000	\$ -	0.000	\$ -
Animal Capture & Handling Equip	0.002	\$ 2	0.002	\$ 2	0.002	\$ 2	0.002	\$ 2	0.002	\$ 2	0.002	\$ 2	0.000	\$ -	0.000	\$ -
Animal Control Livestock Trailer	0.002	\$ 2	0.002	\$ 2	0.002	\$ 2	0.002	\$ 2	0.002	\$ 2	0.002	\$ 2	0.000	\$ -	0.000	\$ -
Facilities Maintenance Vehicle	0.002	\$ 61	0.002	\$ 61	0.002	\$ 61	0.002	\$ 61	0.002	\$ 61	0.002	\$ 61	0.000	\$ -	0.000	\$ -
Fleet Maintenance Garage	0.002	\$ 521	0.002	\$ 1,738	0.002	\$ 521	0.002	\$ 1,738	0.002	\$ 521	0.002	\$ 1,738	0.000	\$ -	0.000	\$ -
Street Tandem Dump Truck	0.06	\$ 12,500	0.10	\$ 20,833	0.063	\$ 12,500	0.104	\$ 20,833	0.063	\$ 12,500	0.104	\$ 20,833	0.000	\$ -	0.000	\$ -
Street Leaver	0.02	\$ 1,556	0.07	\$ 4,667	0.022	\$ 1,556	0.067	\$ 4,667	0.022	\$ 1,556	0.067	\$ 4,667	0.000	\$ -	0.000	\$ -
Street Sweeper	0.00	\$ -	0.01	\$ 2,083	0.000	\$ -	0.010	\$ 2,083	0.000	\$ -	0.010	\$ 2,083	0.000	\$ -	0.000	\$ -
Street Mill Work (Number = Miles)	0.43	\$ 21,636	0.48	\$ 24,100	0.43	\$ 22,285	0.48	\$ 24,822	0.43	\$ 22,953	0.48	\$ 25,567	0.43	\$ 23,642	0.48	\$ 26,334
Street Resurface (Number = Miles)	0.43	\$ 52,704	0.48	\$ 58,706	0.43	\$ 54,285	0.48	\$ 60,468	0.43	\$ 55,914	0.48	\$ 62,282	0.43	\$ 57,591	0.48	\$ 64,150
Sanitation Trucks	0.00	\$ -	0.00	\$ -	0.000	\$ -	0.000	\$ -	0.000	\$ -	0.000	\$ -	0.000	\$ -	0.000	\$ -
Sanitation Trash/Recycling Carts	69.33	\$ 3,467	69.33	\$ 3,467	69.333	\$ 3,467	69.333	\$ 3,467	69.333	\$ 3,467	69.333	\$ 3,467	0.000	\$ -	0.000	\$ -
Total Capital Expenses		\$ 101,135		\$ 125,864		\$ 103,365		\$ 128,348		\$ 105,662		\$ 130,907		\$ 81,233		\$ 90,484
Total Non Cap/Capital Exp		\$ 122,280		\$ 158,173		\$ 125,145		\$ 161,626		\$ 128,095		\$ 165,184		\$ 104,339		\$ 125,790

Note (1): Non capital expenses for Years 2, 3, and 4 assume a 3% increase due to cost of inflation.

IF ONLY AREA 1C IS ANNEXED

Expense Items	Year 1				Year 2				Year 3				Year 4			
	Number	Minimum Costs	Number	Maximum Costs	Number	Minimum Costs	Number	Maximum Costs	Number	Minimum Costs	Number	Maximum Costs	Number	Minimum Costs	Number	Maximum Costs
Non Capital Expenses																
BT Access	0.01	\$ 1,001	0.01	\$ 1,001	0.01	\$ 1,031	0.01	\$ 1,031	0.01	\$ 1,062	0.01	\$ 1,062	0.01	\$ 1,094	0.01	\$ 1,094
Ivy Tech/Part 48 Industrial Park Service	0.00	\$ -	0.00	\$ -	0.00	\$ -	0.00	\$ -	0.00	\$ -	0.00	\$ -	0.00	\$ -	0.00	\$ -
S.Rogers/Fullerton Pk Operating Cost	0.00	\$ -	0.00	\$ -	0.00	\$ -	0.00	\$ -	0.00	\$ -	0.00	\$ -	0.00	\$ -	0.00	\$ -
Total Non Capital Expenses		\$ 1,001		\$ 1,001		\$ 1,031		\$ 1,031		\$ 1,062		\$ 1,062		\$ 1,094		\$ 1,094
Capital Expenses																
BT Access Vans	0.00	\$ 278	0.00	\$ 278	0.003	\$ 278	0.003	\$ 278	0.003	\$ 278	0.003	\$ 278	0.000	\$ -	0.000	\$ -
Ivy Tech/Part 48 Industrial Park Capital	0.00	\$ -	0.00	\$ -	0.000	\$ -	0.000	\$ -	0.000	\$ -	0.000	\$ -	0.000	\$ -	0.000	\$ -
S.Rogers/Fullerton Pk Capital Cost	0.00	\$ -	0.00	\$ -	0.000	\$ -	0.000	\$ -	0.000	\$ -	0.000	\$ -	0.000	\$ -	0.000	\$ -
Total Capital Expenses		\$ 278		\$ 278		\$ 278		\$ 278		\$ 278		\$ 278		\$ -		\$ -
Total Non Cap/Capital Exp		\$ 1,279		\$ 1,279		\$ 1,309		\$ 1,309		\$ 1,340		\$ 1,340		\$ 1,094		\$ 1,094

Note (1): Years 2, 3, and 4 assume a 3% increase due to cost of inflation.

Service to Ivy Tech/Part 48 Industrial Park

- * 60 minute frequency 256 days annually, 6 am to 7 pm, \$75.33/hour (Year 1 - 2022) operating cost
- * \$1,000,000 for one (1) new electric bus + \$25,000 for stops and shelters

Service to Monroe Hospital area

- * 60 minute frequency 256 days annually, 6 am to 7 pm, \$75.33/hour (Year 1 - 20220 operating cost for 2022
- * \$1,000,000 for one (1) new diesel bus + \$25,000 for stops and shelters

BT Access service

- * 30 additional daily trips, \$25.00/per trip cost x 256 days
- * \$160,000 capital cost (\$80,000 each) for two (2) new BT Access vehicles

City of Bloomington - Annexation

Projected Non-Capital & Capital Expenses

Utilities Department - Area 1C: South-West Bloomington Annexation Area

September 10, 2021

IF ONLY AREA 1C IS ANNEXED

Expense Items	Year 1				Year 2				Year 3				Year 4			
	Number	Minimum Costs	Number	Maximum Costs	Number	Minimum Costs	Number	Maximum Costs	Number	Minimum Costs	Number	Maximum Costs	Number	Minimum Costs	Number	Maximum Costs
Non Capital Expenses																
Stormwater Employees	0.03	\$ 2,346	0.03	\$ 2,346	0.03	\$ 2,417	0.03	\$ 2,417	0.03	\$ 2,489	0.03	\$ 2,489	0.03	\$ 2,564	0.03	\$ 2,564
Total Non Capital Expenses		\$ 2,346		\$ 2,346		\$ 2,417		\$ 2,417		\$ 2,489		\$ 2,489		\$ 2,564		\$ 2,564
Capital Expenses																
Service Truck, Dump Truck, Backhoe	0.002	\$ 325	0.002	\$ 363	0.002	\$ 325	0.002	\$ 363	0.002	\$ 325	0.002	\$ 363	0.000	\$ -	0.000	\$ -
Infrastructure	0.002	\$ 869	0.002	\$ 1,738	0.002	\$ 869	0.002	\$ 1,738	0.002	\$ 869	0.002	\$ 1,738	0.000	\$ -	0.000	\$ -
Total Capital Expenses		\$ 1,194		\$ 2,101		\$ 1,194		\$ 2,101		\$ 1,194		\$ 2,101		\$ -		\$ -
Total Non Cap/Capital Exp		\$ 3,541		\$ 4,448		\$ 3,611		\$ 4,518		\$ 3,683		\$ 4,591		\$ 2,564		\$ 2,564

Note (1): Non capital expenses for Years 2, 3, and 4 assume a 3% increase due to cost of inflation.

City of Bloomington

Revenue Projections - By Annexation Area
September 10, 2021

AREA 1C - SOUTH-WEST ANNEXATION AREA - REVENUE PROJECTIONS

REVENUE SOURCE	ASSESSMENT YEAR YEAR 1	PAY YEAR 1 YEAR 2	PAY YEAR 2 YEAR 3	PAY YEAR 3 YEAR 4	PAY YEAR 4 YEAR 5
Bloomington City Impacts					
Annexation Adjustment (Max Levy)	\$ -	\$ 43,206	\$ 44,891	\$ 46,642	\$ 48,461
CCD Rate Reestablishment	\$ -	\$ 2,886	\$ 2,973	\$ 3,062	\$ 3,154
Less: Property Tax Cap Credits	\$ -	\$ (2,972)	\$ (3,088)	\$ (3,208)	\$ (3,333)
Equals: Subtotal - Net Property Tax	\$ -	\$ 43,121	\$ 44,776	\$ 46,496	\$ 48,282
Plus Local Income Tax:					
LIT Certified Shares	\$ -	\$ -	\$ 4,900	\$ 6,143	\$ 6,570
LIT Public Safety	\$ -	\$ -	\$ 2,243	\$ 2,495	\$ 2,570
Equals: Subtotal - Local Income Tax	\$ -	\$ -	\$ 7,143	\$ 8,638	\$ 9,140
Plus - Highway/Related Revenue:					
Motor Vehicle Highway Distribution	\$ -	\$ 1,843	\$ 1,843	\$ 1,843	\$ 1,843
Local Road & Street Distribution	\$ -	\$ 1,082	\$ 1,082	\$ 1,082	\$ 1,082
Wheel Tax	\$ -	\$ 1,928	\$ 1,928	\$ 1,928	\$ 1,928
Motor Vehicle/Aircraft Excise Tax	\$ -	\$ 1,437	\$ 1,493	\$ 1,552	\$ 1,612
Commercial Vehicle Excise Tax (CVET)	\$ -	\$ 100	\$ 103	\$ 107	\$ 112
Equals: Subtotal - Highway/Related Revenue	\$ -	\$ 6,389	\$ 6,449	\$ 6,511	\$ 6,576
Plus - Other Revenue:					
Financial Institutions Tax (FIT)	\$ -	\$ 368	\$ 382	\$ 397	\$ 412
ABC Excise Tax	\$ -	\$ 86	\$ 89	\$ 93	\$ 96
ABC Gallonage Tax	\$ -	\$ 192	\$ 200	\$ 207	\$ 216
Cigarette Tax	\$ -	\$ 218	\$ 227	\$ 235	\$ 245
Riverboat Wagering Distribution	\$ -	\$ 468	\$ 468	\$ 468	\$ 468
Equals: Subtotal - Other Revenue	\$ -	\$ 1,332	\$ 1,366	\$ 1,401	\$ 1,437
Total - City Impact Projections - Area 1C	\$ -	\$ 50,842	\$ 59,735	\$ 63,046	\$ 65,435
Storm Water Impact - Storm Collection Fees	\$ 1,298	\$ 1,298	\$ 1,298	\$ 1,298	\$ 1,298
Bloomington Transit Impacts					
Annexation Adjustment (Max Levy)	\$ -	\$ 2,165	\$ 2,250	\$ 2,337	\$ 2,428
Less: Property Tax Cap Credits	\$ -	\$ (151)	\$ (157)	\$ (163)	\$ (169)
Equals: Subtotal - Net Property Tax	\$ -	\$ 2,014	\$ 2,093	\$ 2,175	\$ 2,259
Plus: Other Revenue					
Financial Institutions Tax (FIT)	\$ -	\$ 19	\$ 20	\$ 20	\$ 21
Motor Vehicle/Aircraft Excise Tax	\$ -	\$ 73	\$ 76	\$ 79	\$ 82
Commercial Vehicle Excise Tax (CVET)	\$ -	\$ 5	\$ 5	\$ 5	\$ 6
LIT Certified Shares	\$ -	\$ -	\$ 209	\$ 262	\$ 281
Equals: Subtotal - Other Revenue	\$ -	\$ 97	\$ 310	\$ 367	\$ 390
Total - Bloomington Transit Impacts	\$ -	\$ 2,111	\$ 2,403	\$ 2,542	\$ 2,649
Grand Total - Area 1C Impacts	\$ 1,298	\$ 54,252	\$ 63,436	\$ 66,886	\$ 69,382

City of Bloomington - Annexation

Revenues Over Costs

All Departments Combined - Area 2: South-East Bloomington Annexation Area

September 10, 2021

Net unallocated revenue through the first three (3) years will be placed in an impoundment fund(s)
Impoundment funds will be used to enhance services to the respective area

Revenues Over Minimal Costs	Pay Year 1	Pay Year 2	Pay Year 3	Pay Year 4
Total Revenues	\$ 3,124,114	\$ 3,673,937	\$ 3,879,599	\$ 4,027,963
Less: Non Capital Costs	\$ 2,185,199	\$ 2,296,792	\$ 2,341,517	\$ 2,411,758
Less: Capital Costs	\$ 1,877,950	\$ 1,778,027	\$ 1,794,615	\$ 586,620
Equals: Revenue Over/(Under Costs)	\$ (939,035)	\$ (400,882)	\$ (256,533)	\$ 1,029,586
Less: Impoundment Fund(s) Deposits	\$ -	\$ -	\$ -	\$ -
Equals: Net Revenue	\$ (939,035)	\$ (400,882)	\$ (256,533)	\$ 1,029,586

Revenues Over Maximum Costs	Pay Year 1	Pay Year 2	Pay Year 3	Pay Year 4
Total Revenues	\$ 3,124,114	\$ 3,673,937	\$ 3,879,599	\$ 4,027,963
Less: Non Capital Costs	\$ 2,857,034	\$ 2,965,413	\$ 3,030,196	\$ 3,121,098
Less: Capital Costs	\$ 2,851,974	\$ 2,704,593	\$ 2,723,070	\$ 653,426
Equals: Revenue Over/(Under Costs)	\$ (2,584,893)	\$ (1,996,068)	\$ (1,873,668)	\$ 253,440
Less: Impoundment Fund(s) Deposits	\$ -	\$ -	\$ -	\$ -
Equals: Net Revenue	\$ (2,584,893)	\$ (1,996,068)	\$ (1,873,668)	\$ 253,440

Note (1): The City intends to fund aggregate capital costs (all Annexation Areas) with debt issued from annexation revenue (no new taxes)

Note (2): Net revenue in areas 1A, 1B, 1C, 3, 4, and 5 will be placed in an impoundment fund(s)

Revenues Over Minimal Costs with 5 Year DS	Pay Year 1	Pay Year 2	Pay Year 3	Pay Year 4
Total Revenues	\$ 3,124,114	\$ 3,673,937	\$ 3,879,599	\$ 4,027,963
Less: Non Capital Costs	\$ 2,185,199	\$ 2,296,792	\$ 2,341,517	\$ 2,411,758
Less: Capital Costs	\$ -	\$ 1,302,266	\$ 1,302,266	\$ 1,302,266
Equals: Revenue Over/(Under Costs)	\$ 938,915	\$ 74,880	\$ 235,817	\$ 313,940
Less: Impoundment Fund(s) Deposits	\$ 938,915	\$ 74,880	\$ 235,817	\$ -
Equals: Net Revenue	\$ -	\$ -	\$ -	\$ 313,940

Revenues Over Minimal Costs with 10 Year DS	Pay Year 1	Pay Year 2	Pay Year 3	Pay Year 4
Total Revenues	\$ 3,124,114	\$ 3,673,937	\$ 3,879,599	\$ 4,027,963
Less: Non Capital Costs	\$ 2,185,199	\$ 2,296,792	\$ 2,341,517	\$ 2,411,758
Less: Capital Costs	\$ -	\$ 692,135	\$ 692,135	\$ 692,135
Equals: Revenue Over/(Under Costs)	\$ 938,915	\$ 685,011	\$ 845,947	\$ 924,071
Less: Impoundment Fund(s) Deposits	\$ 938,915	\$ 685,011	\$ 845,947	\$ -
Equals: Net Revenue	\$ -	\$ -	\$ -	\$ 924,071

City of Bloomington - Annexation

Revenues Over Costs

All Departments Combined - Area 2: South-East Bloomington Annexation Area

September 10, 2021

Net unallocated revenue through the first three (3) years will be placed in an impoundment fund(s)
Impoundment funds will be used to enhance services to the respective area

Revenues Over Maximum Costs with 5 Year DS	Pay Year 1	Pay Year 2	Pay Year 3	Pay Year 4
Total Revenues	\$ 3,124,114	\$ 3,673,937	\$ 3,879,599	\$ 4,027,963
Less: Non Capital Costs	\$ 2,857,034	\$ 2,965,413	\$ 3,030,196	\$ 3,121,098
Less: Capital Costs	\$ -	\$ 1,926,919	\$ 1,926,919	\$ 1,926,919
Equals: Revenue Over/(Under Costs)	\$ 267,081	\$ (1,218,395)	\$ (1,077,517)	\$ (1,020,054)
Less: Impoundment Fund(s) Deposits	\$ -	\$ -	\$ -	\$ -
Equals: Net Revenue	\$ 267,081	\$ (1,218,395)	\$ (1,077,517)	\$ (1,020,054)

Revenues Over Maximum Costs with 10 Year DS	Pay Year 1	Pay Year 2	Pay Year 3	Pay Year 4
Total Revenues	\$ 3,124,114	\$ 3,673,937	\$ 3,879,599	\$ 4,027,963
Less: Non Capital Costs	\$ 2,857,034	\$ 2,965,413	\$ 3,030,196	\$ 3,121,098
Less: Capital Costs	\$ -	\$ 1,024,129	\$ 1,024,129	\$ 1,024,129
Equals: Revenue Over/(Under Costs)	\$ 267,081	\$ (315,604)	\$ (174,727)	\$ (117,263)
Less: Impoundment Fund(s) Deposits	\$ -	\$ -	\$ -	\$ -
Equals: Net Revenue	\$ 267,081	\$ (315,604)	\$ (174,727)	\$ (117,263)

Revenues Over Maximum Costs with 20 Year DS	Pay Year 1	Pay Year 2	Pay Year 3	Pay Year 4
Total Revenues	\$ 3,124,114	\$ 3,673,937	\$ 3,879,599	\$ 4,027,963
Less: Non Capital Costs	\$ 2,857,034	\$ 2,965,413	\$ 3,030,196	\$ 3,121,098
Less: Capital Costs	\$ -	\$ 582,580	\$ 582,580	\$ 582,580
Equals: Revenue Over/(Under Costs)	\$ 267,081	\$ 125,945	\$ 266,823	\$ 324,286
Less: Impoundment Fund(s) Deposits	\$ 267,081	\$ 125,945	\$ 266,823	\$ -
Equals: Net Revenue	\$ -	\$ -	\$ -	\$ 324,286

City of Bloomington - Annexation

Projected Non-Capital & Capital Expenses

All Departments Combined - Area 2: South-East Bloomington Annexation Area

September 10, 2021

Expense Items	Year 1		Year 2		Year 3		Year 4	
	Minimum Costs	Maximum Costs	Minimum Costs	Maximum Costs	Minimum Costs	Maximum Costs	Minimum Costs	Maximum Costs
Total Non Capital Expenses	\$ 2,185,199	\$ 2,857,034	\$ 2,296,792	\$ 2,965,413	\$ 2,341,517	\$ 3,030,196	\$ 2,411,758	\$ 3,121,098
Total Capital Expenses	\$ 1,877,950	\$ 2,851,974	\$ 1,778,027	\$ 2,704,593	\$ 1,794,615	\$ 2,723,070	\$ 586,620	\$ 653,426
Total Non Cap/Capital Exp	\$ 4,063,149	\$ 5,709,007	\$ 4,074,819	\$ 5,670,005	\$ 4,136,132	\$ 5,753,266	\$ 2,998,377	\$ 3,774,523

City of Bloomington

Sources & Uses

September 10, 2021

Minimum Capital Costs - 5 Year Bond

Sources

Bond Proceeds	\$ 6,098,642
Total Sources	\$ 6,098,642

Uses

Capital Projects	\$ 6,037,212
Issuance Costs	\$ 102,633
Misc.	\$ 27,232
Capitalized Interest	\$ -
Total Uses	\$ 6,167,077

Interest Rate	2.0%
Payback Period (in Years)	5

PRELIMINARY AMORTIZATION SCHEDULE

PERIOD	PAYMENT	INTEREST	PRINCIPAL	BALANCE
1	\$ 651,132.76	\$ 60,986.42	\$ 582,920.87	\$ 5,515,721.20
2	\$ 651,132.76	\$ 55,157.21	\$ 588,750.08	\$ 4,926,971.12
3	\$ 651,132.76	\$ 49,269.71	\$ 594,637.58	\$ 4,332,333.53
4	\$ 651,132.76	\$ 43,323.34	\$ 600,583.96	\$ 3,731,749.57
5	\$ 651,132.76	\$ 37,317.50	\$ 606,589.80	\$ 3,125,159.78
6	\$ 651,132.76	\$ 31,251.60	\$ 612,655.70	\$ 2,512,504.08
7	\$ 651,132.76	\$ 25,125.04	\$ 618,782.25	\$ 1,893,721.83
8	\$ 651,132.76	\$ 18,937.22	\$ 624,970.08	\$ 1,268,751.75
9	\$ 651,132.76	\$ 12,687.52	\$ 631,219.78	\$ 637,531.97
10	\$ 651,132.76	\$ 6,375.32	\$ 637,531.97	\$ -

Note: Assumes two (2) payments per year (ex: 1st year would include PERIOD 1 and 2)

Note: Assumes payments will begin in 1st Pay Year (Year 2 of Annexation)

Note: All estimates shown are preliminary (actual results may vary and may be material)

City of Bloomington

Sources & Uses

September 10, 2021

Maximum Capital Costs - 10 Year Bond

Sources

Bond Proceeds	\$ 9,023,958
Total Sources	\$ 9,023,958

Uses

Capital Projects	\$ 8,933,062
Issuance Costs	\$ 151,862
Misc.	\$ 40,294
Capitalized Interest	\$ -
Total Uses	\$ 9,125,218

Interest Rate	2.25%
Payback Period (in Years)	10

PRELIMINARY AMORTIZATION SCHEDULE

PERIOD	PAYMENT	INTEREST	PRINCIPAL	BALANCE
1	\$ 512,064.44	\$ 101,519.52	\$ 404,862.66	\$ 8,619,094.87
2	\$ 512,064.44	\$ 96,964.82	\$ 409,417.36	\$ 8,209,677.51
3	\$ 512,064.44	\$ 92,358.87	\$ 414,023.31	\$ 7,795,654.20
4	\$ 512,064.44	\$ 87,701.11	\$ 418,681.07	\$ 7,376,973.13
5	\$ 512,064.44	\$ 82,990.95	\$ 423,391.23	\$ 6,953,581.90
6	\$ 512,064.44	\$ 78,227.80	\$ 428,154.38	\$ 6,525,427.52
7	\$ 512,064.44	\$ 73,411.06	\$ 432,971.12	\$ 6,092,456.40
8	\$ 512,064.44	\$ 68,540.13	\$ 437,842.05	\$ 5,654,614.35
9	\$ 512,064.44	\$ 63,614.41	\$ 442,767.77	\$ 5,211,846.58
10	\$ 512,064.44	\$ 58,633.27	\$ 447,748.91	\$ 4,764,097.68
11	\$ 512,064.44	\$ 53,596.10	\$ 452,786.08	\$ 4,311,311.60
12	\$ 512,064.44	\$ 48,502.26	\$ 457,879.92	\$ 3,853,431.67
13	\$ 512,064.44	\$ 43,351.11	\$ 463,031.07	\$ 3,390,400.60
14	\$ 512,064.44	\$ 38,142.01	\$ 468,240.17	\$ 2,922,160.43
15	\$ 512,064.44	\$ 32,874.30	\$ 473,507.87	\$ 2,448,652.55
16	\$ 512,064.44	\$ 27,547.34	\$ 478,834.84	\$ 1,969,817.71
17	\$ 512,064.44	\$ 22,160.45	\$ 484,221.73	\$ 1,485,595.98
18	\$ 512,064.44	\$ 16,712.95	\$ 489,669.22	\$ 995,926.76
19	\$ 512,064.44	\$ 11,204.18	\$ 495,178.00	\$ 500,748.76
20	\$ 512,064.44	\$ 5,633.42	\$ 500,748.76	\$ -

Note: Assumes two (2) payments per year (ex: 1st year would include PERIOD 1 and 2)

Note: Assumes payments will begin in 1st Pay Year (Year 2 of Annexation)

Note: All estimates shown are preliminary (actual results may vary and may be material)

City of Bloomington

Sources & Uses

September 10, 2021

Maximum Capital Costs - 5 Year Bond

Sources

Bond Proceeds	\$ 9,023,958
Total Sources	\$ 9,023,958

Uses

Capital Projects	\$ 8,933,062
Issuance Costs	\$ 151,862
Misc.	\$ 40,294
Capitalized Interest	\$ -
Total Uses	\$ 9,125,218

Interest Rate	2.0%
Payback Period (in Years)	5

PRELIMINARY AMORTIZATION SCHEDULE

PERIOD	PAYMENT	INTEREST	PRINCIPAL	BALANCE
1	\$ 963,459.46	\$ 90,239.58	\$ 862,528.60	\$ 8,161,428.93
2	\$ 963,459.46	\$ 81,614.29	\$ 871,153.89	\$ 7,290,275.04
3	\$ 963,459.46	\$ 72,902.75	\$ 879,865.42	\$ 6,410,409.62
4	\$ 963,459.46	\$ 64,104.10	\$ 888,664.08	\$ 5,521,745.54
5	\$ 963,459.46	\$ 55,217.46	\$ 897,550.72	\$ 4,624,194.82
6	\$ 963,459.46	\$ 46,241.95	\$ 906,526.23	\$ 3,717,668.60
7	\$ 963,459.46	\$ 37,176.69	\$ 915,591.49	\$ 2,802,077.11
8	\$ 963,459.46	\$ 28,020.77	\$ 924,747.40	\$ 1,877,329.70
9	\$ 963,459.46	\$ 18,773.30	\$ 933,994.88	\$ 943,334.83
10	\$ 963,459.46	\$ 9,433.35	\$ 943,334.83	\$ -

Note: Assumes two (2) payments per year (ex: 1st year would include PERIOD 1 and 2)

Note: Assumes payments will begin in 1st Pay Year (Year 2 of Annexation)

Note: All estimates shown are preliminary (actual results may vary and may be material)

City of Bloomington

Sources & Uses

September 10, 2021

Minimum Capital Costs - 10 Year Bond

Sources

Bond Proceeds	\$ 6,098,642
Total Sources	\$ 6,098,642

Uses

Capital Projects	\$ 6,037,212
Issuance Costs	\$ 102,633
Misc.	\$ 27,232
Capitalized Interest	\$ -
Total Uses	\$ 6,167,077

Interest Rate	2.25%
Payback Period (in Years)	10

PRELIMINARY AMORTIZATION SCHEDULE

PERIOD	PAYMENT	INTEREST	PRINCIPAL	BALANCE
1	\$ 346,067.42	\$ 68,609.72	\$ 273,617.47	\$ 5,825,024.60
2	\$ 346,067.42	\$ 65,531.53	\$ 276,695.67	\$ 5,548,328.93
3	\$ 346,067.42	\$ 62,418.70	\$ 279,808.49	\$ 5,268,520.44
4	\$ 346,067.42	\$ 59,270.85	\$ 282,956.34	\$ 4,985,564.10
5	\$ 346,067.42	\$ 56,087.60	\$ 286,139.60	\$ 4,699,424.50
6	\$ 346,067.42	\$ 52,868.53	\$ 289,358.67	\$ 4,410,065.83
7	\$ 346,067.42	\$ 49,613.24	\$ 292,613.95	\$ 4,117,451.88
8	\$ 346,067.42	\$ 46,321.33	\$ 295,905.86	\$ 3,821,546.02
9	\$ 346,067.42	\$ 42,992.39	\$ 299,234.80	\$ 3,522,311.22
10	\$ 346,067.42	\$ 39,626.00	\$ 302,601.19	\$ 3,219,710.03
11	\$ 346,067.42	\$ 36,221.74	\$ 306,005.46	\$ 2,913,704.57
12	\$ 346,067.42	\$ 32,779.18	\$ 309,448.02	\$ 2,604,256.55
13	\$ 346,067.42	\$ 29,297.89	\$ 312,929.31	\$ 2,291,327.24
14	\$ 346,067.42	\$ 25,777.43	\$ 316,449.76	\$ 1,974,877.48
15	\$ 346,067.42	\$ 22,217.37	\$ 320,009.82	\$ 1,654,867.66
16	\$ 346,067.42	\$ 18,617.26	\$ 323,609.93	\$ 1,331,257.73
17	\$ 346,067.42	\$ 14,976.65	\$ 327,250.54	\$ 1,004,007.18
18	\$ 346,067.42	\$ 11,295.08	\$ 330,932.11	\$ 673,075.07
19	\$ 346,067.42	\$ 7,572.09	\$ 334,655.10	\$ 338,419.97
20	\$ 346,067.42	\$ 3,807.22	\$ 338,419.97	\$ -

Note: Assumes two (2) payments per year (ex: 1st year would include PERIOD 1 and 2)

Note: Assumes payments will begin in 1st Pay Year (Year 2 of Annexation)

Note: All estimates shown are preliminary (actual results may vary and may be material)

City of Bloomington

Sources & Uses

September 10, 2021

Maximum Capital Costs - 20 Year Bond

Sources

Bond Proceeds	\$ 9,023,958
Total Sources	\$ 9,023,958

Uses

Capital Projects	\$ 8,933,062
Issuance Costs	\$ 151,862
Misc.	\$ 40,294
Capitalized Interest	\$ -
Total Uses	\$ 9,125,218

Interest Rate 2.5%
Payback Period (in Years) 20

PRELIMINARY AMORTIZATION SCHEDULE

PERIOD	PAYMENT	INTEREST	PRINCIPAL	BALANCE
1	\$ 291,289.86	\$ 112,799.47	\$ 175,258.01	\$ 8,848,699.51
2	\$ 291,289.86	\$ 110,608.74	\$ 177,448.74	\$ 8,671,250.78
3	\$ 291,289.86	\$ 108,390.63	\$ 179,666.85	\$ 8,491,583.93
4	\$ 291,289.86	\$ 106,144.80	\$ 181,912.68	\$ 8,309,671.24
5	\$ 291,289.86	\$ 103,870.89	\$ 184,186.59	\$ 8,125,484.65
6	\$ 291,289.86	\$ 101,568.56	\$ 186,488.93	\$ 7,938,995.72
7	\$ 291,289.86	\$ 99,237.45	\$ 188,820.04	\$ 7,750,175.69
8	\$ 291,289.86	\$ 96,877.20	\$ 191,180.29	\$ 7,558,995.40
9	\$ 291,289.86	\$ 94,487.44	\$ 193,570.04	\$ 7,365,425.36
10	\$ 291,289.86	\$ 92,067.82	\$ 195,989.67	\$ 7,169,435.69
11	\$ 291,289.86	\$ 89,617.95	\$ 198,439.54	\$ 6,970,996.16
12	\$ 291,289.86	\$ 87,137.45	\$ 200,920.03	\$ 6,770,076.12
13	\$ 291,289.86	\$ 84,625.95	\$ 203,431.53	\$ 6,566,644.59
14	\$ 291,289.86	\$ 82,083.06	\$ 205,974.43	\$ 6,360,670.17
15	\$ 291,289.86	\$ 79,508.38	\$ 208,549.11	\$ 6,152,121.06
16	\$ 291,289.86	\$ 76,901.51	\$ 211,155.97	\$ 5,940,965.09
17	\$ 291,289.86	\$ 74,262.06	\$ 213,795.42	\$ 5,727,169.67
18	\$ 291,289.86	\$ 71,589.62	\$ 216,467.86	\$ 5,510,701.81
19	\$ 291,289.86	\$ 68,883.77	\$ 219,173.71	\$ 5,291,528.10
20	\$ 291,289.86	\$ 66,144.10	\$ 221,913.38	\$ 5,069,614.71
21	\$ 291,289.86	\$ 63,370.18	\$ 224,687.30	\$ 4,844,927.42
22	\$ 291,289.86	\$ 60,561.59	\$ 227,495.89	\$ 4,617,431.52
23	\$ 291,289.86	\$ 57,717.89	\$ 230,339.59	\$ 4,387,091.94
24	\$ 291,289.86	\$ 54,838.65	\$ 233,218.83	\$ 4,153,873.10
25	\$ 291,289.86	\$ 51,923.41	\$ 236,134.07	\$ 3,917,739.03
26	\$ 291,289.86	\$ 48,971.74	\$ 239,085.75	\$ 3,678,653.29
27	\$ 291,289.86	\$ 45,983.17	\$ 242,074.32	\$ 3,436,578.97
28	\$ 291,289.86	\$ 42,957.24	\$ 245,100.25	\$ 3,191,478.72
29	\$ 291,289.86	\$ 39,893.48	\$ 248,164.00	\$ 2,943,314.72
30	\$ 291,289.86	\$ 36,791.43	\$ 251,266.05	\$ 2,692,048.67
31	\$ 291,289.86	\$ 33,650.61	\$ 254,406.87	\$ 2,437,641.80
32	\$ 291,289.86	\$ 30,470.52	\$ 257,586.96	\$ 2,180,054.84
33	\$ 291,289.86	\$ 27,250.69	\$ 260,806.80	\$ 1,919,248.04
34	\$ 291,289.86	\$ 23,990.60	\$ 264,066.88	\$ 1,655,181.16
35	\$ 291,289.86	\$ 20,689.76	\$ 267,367.72	\$ 1,387,813.44
36	\$ 291,289.86	\$ 17,347.67	\$ 270,709.82	\$ 1,117,103.62
37	\$ 291,289.86	\$ 13,963.80	\$ 274,093.69	\$ 843,009.93
38	\$ -	\$ 10,537.62	\$ 277,519.86	\$ 565,490.08
39	\$ 291,289.86	\$ 7,068.63	\$ 280,988.86	\$ 284,501.22
40	\$ 291,289.86	\$ 3,556.27	\$ 284,501.22	\$ -

Note: Assumes two (2) payments per year (ex: 1st year would include PERIOD 1 and 2)

Note: Assumes payments will begin in 1st Pay Year (Year 2 of Annexation)

Note: All estimates shown are preliminary (actual results may vary and may be material)

City of Bloomington - Annexation

Projected Non-Capital & Capital Expenses
City Clerk Department - Area 2: South-East Bloomington Annexation Area
September 10, 2021

IF ONLY AREA 2 IS ANNEXED

Expense Items	Year 1				Year 2				Year 3				Year 4			
	Number	Minimum Costs	Number	Maximum Costs	Number	Minimum Costs	Number	Maximum Costs	Number	Minimum Costs	Number	Maximum Costs	Number	Minimum Costs	Number	Maximum Costs
Non Capital Expenses																
Total Non Capital Expenses		\$ -		\$ -		\$ -		\$ -		\$ -		\$ -		\$ -		\$ -
Capital Expenses																
Total Capital Expenses		\$ -		\$ -		\$ -		\$ -		\$ -		\$ -		\$ -		\$ -
Total Non Cap/Capital Exp		\$ -		\$ -		\$ -		\$ -		\$ -		\$ -		\$ -		\$ -

City of Bloomington - Annexation

Projected Non-Capital & Capital Expenses
Community & Family Resources Department - Area 2: South-East Bloomington Annexation Area
September 10, 2021

IF ONLY AREA 2 IS ANNEXED																
Expense Items	Year 1				Year 2				Year 3				Year 4			
	Number	Minimum Costs	Number	Maximum Costs	Number	Minimum Costs	Number	Maximum Costs	Number	Minimum Costs	Number	Maximum Costs	Number	Minimum Costs	Number	Maximum Costs
Non Capital Expenses																
New Employees	0.31	\$ 18,776	0.31	\$ 18,776	0.31	\$ 19,340	0.31	\$ 19,340	0.31	\$ 19,920	0.31	\$ 19,920	0.31	\$ 20,517	0.31	\$ 20,517
Marketing	0.31	\$ 2,504	0.31	\$ 2,504	0.31	\$ 2,579	0.31	\$ 2,579	0.31	\$ 2,656	0.31	\$ 2,656	0.31	\$ 2,736	0.31	\$ 2,736
New Program Development	0.31	\$ 7,823	0.31	\$ 7,823	0.31	\$ 8,058	0.31	\$ 8,058	0.31	\$ 8,300	0.31	\$ 8,300	0.31	\$ 8,549	0.31	\$ 8,549
Total Non Capital Expenses		\$ 29,103		\$ 29,103		\$ 29,976		\$ 29,976		\$ 30,876		\$ 30,876		\$ 31,802		\$ 31,802
Capital Expenses																
Total Capital Expenses		\$ -		\$ -		\$ -		\$ -		\$ -		\$ -		\$ -		\$ -
Total Non Cap/Capital Exp		\$ 29,103		\$ 29,103		\$ 29,976		\$ 29,976		\$ 30,876		\$ 30,876		\$ 31,802		\$ 31,802

Note (1): Years 2, 3, and 4 assume a 3% increase due to cost of inflation.

City of Bloomington - Annexation

Projected Non-Capital & Capital Expenses
Controller Department - Area 2: South-East Bloomington Annexation Area
September 10, 2021

IF ONLY AREA 2 IS ANNEXED

Expense Items	Year 1				Year 2				Year 3				Year 4			
	Number	Minimum Costs	Number	Maximum Costs	Number	Minimum Costs	Number	Maximum Costs	Number	Minimum Costs	Number	Maximum Costs	Number	Minimum Costs	Number	Maximum Costs
Non Capital Expenses																
New Employees			0.34	\$ 27,918			0.34	\$ 28,755			0.34	\$ 29,618			0.34	\$ 30,506
Supplies			0.34	\$ 372			0.34	\$ 383			0.34	\$ 395			0.34	\$ 407
Total Non Capital Expenses		\$ -		\$ 28,290		\$ -		\$ 29,139		\$ -		\$ 30,013		\$ -		\$ 30,913
Capital Expenses																
Total Capital Expenses		\$ -		\$ -		\$ -		\$ -		\$ -		\$ -		\$ -		\$ -
Total Non Cap/Capital Exp		\$ -		\$ 28,290		\$ -		\$ 29,139		\$ -		\$ 30,013		\$ -		\$ 30,913

Note (1): Years 2, 3, and 4 assume a 3% increase due to cost of inflation.

City of Bloomington - Annexation

Projected Non-Capital & Capital Expenses
Council Department - Area 2: South-East Bloomington Annexation Area
September 10, 2021

IF ONLY AREA 2 IS ANNEXED

Expense Items	Year 1				Year 2				Year 3				Year 4			
	Number	Minimum Costs	Number	Maximum Costs	Number	Minimum Costs	Number	Maximum Costs	Number	Minimum Costs	Number	Maximum Costs	Number	Minimum Costs	Number	Maximum Costs
Non Capital Expenses																
Total Non Capital Expenses		\$ -		\$ -		\$ -		\$ -		\$ -		\$ -		\$ -		\$ -
Capital Expenses																
Total Capital Expenses		\$ -		\$ -		\$ -		\$ -		\$ -		\$ -		\$ -		\$ -
Total Non Cap/Capital Exp		\$ -		\$ -		\$ -		\$ -		\$ -		\$ -		\$ -		\$ -

IF ONLY AREA 2 IS ANNEXED

Expense Items	Year 1				Year 2				Year 3				Year 4			
	Number	Minimum Costs	Number	Maximum Costs	Number	Minimum Costs	Number	Maximum Costs	Number	Minimum Costs	Number	Maximum Costs	Number	Minimum Costs	Number	Maximum Costs
Non Capital Expenses																
Labor Support \$160k - \$75k x 2 Years	0.31	\$ 23,470	0.31	\$ 23,470	0.31	\$ 23,470	0.31	\$ 23,470		\$ -		\$ -		\$ -		\$ -
Total Non Capital Expenses		\$ 23,470		\$ 23,470		\$ 23,470		\$ 23,470		\$ -		\$ -		\$ -		\$ -
Capital Expenses																
Total Capital Expenses		\$ -		\$ -		\$ -		\$ -		\$ -		\$ -		\$ -		\$ -
Total Non Cap/Capital Exp		\$ 23,470		\$ 23,470		\$ 23,470		\$ 23,470		\$ -		\$ -		\$ -		\$ -

Note (1): Non capital expenses for Years 2, 3, and 4 assume a 3% increase due to cost of inflation.

City of Bloomington - Annexation

Projected Non-Capital & Capital Expenses

Engineering Department - Area 2: South-East Bloomington Annexation Area

September 10, 2021

IF ONLY AREA 2 IS ANNEXED

Expense Items	Year 1				Year 2				Year 3				Year 4			
	Number	Minimum Costs	Number	Maximum Costs	Number	Minimum Costs	Number	Maximum Costs	Number	Minimum Costs	Number	Maximum Costs	Number	Minimum Costs	Number	Maximum Costs
Non Capital Expenses																
New Project Manager	0.29	\$ 15,647	0.31	\$ 16,899	0.29	\$ 16,116	0.31	\$ 17,406	0.29	\$ 16,600	0.31	\$ 17,928	0.29	\$ 17,098	0.31	\$ 18,466
New Engineering Field Specialist	0.29	\$ 15,021	0.31	\$ 16,273	0.29	\$ 15,472	0.31	\$ 16,761	0.29	\$ 15,936	0.31	\$ 17,264	0.29	\$ 16,414	0.31	\$ 17,782
Supplies	0.31	\$ 2,034	0.31	\$ 2,034	0.31	\$ 2,095	0.31	\$ 2,095	0.31	\$ 2,158	0.31	\$ 2,158	0.31	\$ 2,223	0.31	\$ 2,223
Travel, Dues & Instructions	0.31	\$ 469	0.31	\$ 469	0.31	\$ 483	0.31	\$ 483	0.31	\$ 498	0.31	\$ 498	0.31	\$ 513	0.31	\$ 513
Total Non Capital Expenses		\$ 33,171		\$ 35,675		\$ 34,167		\$ 36,745		\$ 35,192		\$ 37,847		\$ 36,247		\$ 38,983
Capital Expenses																
Trucks	0.42	\$ 10,431	0.42	\$ 10,431	0.42	\$ 10,431	0.42	\$ 10,431	0.42	\$ 10,431	0.42	\$ 10,431	0.00	\$ -	0.00	\$ -
Phones/Tablets	0.42	\$ 209	0.42	\$ 209	0.42	\$ 209	0.42	\$ 209	0.42	\$ 209	0.42	\$ 209	0.00	\$ -	0.00	\$ -
Work Space Expansion	0.21	\$ 10,431	0.42	\$ 20,863	0.21	\$ 10,431	0.42	\$ 20,863	0.21	\$ 10,431	0.42	\$ 20,863	0.00	\$ -	0.00	\$ -
Engineering Projects	0.10	\$ 177,331	0.10	\$ 177,331	0.10	\$ 177,331	0.10	\$ 177,331	0.10	\$ 177,331	0.10	\$ 177,331	0.00	\$ -	0.00	\$ -
Total Capital Expenses		\$ 198,402		\$ 208,834		\$ 198,402		\$ 208,834		\$ 198,402		\$ 208,834		\$ -		\$ -
Total Non Cap/Capital Exp		\$ 231,574		\$ 244,509		\$ 232,569		\$ 245,579		\$ 233,594		\$ 246,681		\$ 36,247		\$ 38,983

Note (1): Non capital expenses for Years 2, 3, and 4 assume a 3% increase due to cost of inflation.

City of Bloomington - Annexation

Projected Non-Capital & Capital Expenses

Fire Department - Area 2: South-East Bloomington Annexation Area

September 10, 2021

IF ONLY AREA 2 IS ANNEXED

Expense Items	Year 1				Year 2				Year 3				Year 4			
	Number	Minimum Costs	Number	Maximum Costs	Number	Minimum Costs	Number	Maximum Costs	Number	Minimum Costs	Number	Maximum Costs	Number	Minimum Costs	Number	Maximum Costs
Non Capital Expenses																
Captains	1.44	\$ 87,839	1.44	\$ 87,839	1.44	\$ 90,474	1.44	\$ 90,474	1.44	\$ 93,188	1.44	\$ 93,188	1.44	\$ 95,984	1.44	\$ 95,984
Chauffeurs	1.44	\$ 81,599	1.44	\$ 81,599	1.44	\$ 84,047	1.44	\$ 84,047	1.44	\$ 86,569	1.44	\$ 86,569	1.44	\$ 89,166	1.44	\$ 89,166
Firefighters	4.31	\$ 235,491	4.31	\$ 235,491	4.31	\$ 242,555	4.31	\$ 242,555	4.31	\$ 249,832	4.31	\$ 249,832	4.31	\$ 257,327	4.31	\$ 257,327
Deputy Fire Marshal	0.48	\$ 39,331	0.48	\$ 39,331	0.48	\$ 40,511	0.48	\$ 40,511	0.48	\$ 41,726	0.48	\$ 41,726	0.48	\$ 42,978	0.48	\$ 42,978
Apparatus Operating Maintenance	0.48	\$ 19,160	0.48	\$ 23,950	0.48	\$ 19,735	0.48	\$ 24,669	0.48	\$ 20,327	0.48	\$ 25,409	0.48	\$ 20,937	0.48	\$ 26,171
Fire Station Annual Maintenance	0.48	\$ 4,790	0.48	\$ 7,185	0.48	\$ 4,934	0.48	\$ 7,401	0.48	\$ 5,082	0.48	\$ 7,623	0.48	\$ 5,234	0.48	\$ 7,851
Total Non Capital Expenses		\$ 468,210		\$ 475,395		\$ 482,256		\$ 489,657		\$ 496,724		\$ 504,347		\$ 511,626		\$ 519,477
Capital Expenses																
Station Upgrade	0.16	\$ 39,917	0.16	\$ 79,834	0.16	\$ 39,917	0.16	\$ 79,834	0.16	\$ 39,917	0.16	\$ 79,834	0.00	\$ -	0.00	\$ -
Fire Engine Pumper	0.16	\$ 91,809	0.16	\$ 99,793	0.16	\$ 91,809	0.16	\$ 99,793	0.16	\$ 91,809	0.16	\$ 99,793	0.00	\$ -	0.00	\$ -
SCBA Inventory	0.96	\$ 4,790	0.96	\$ 4,790	0.96	\$ 4,790	0.96	\$ 4,790	0.96	\$ 4,790	0.96	\$ 4,790	0.00	\$ -	0.00	\$ -
Personal Protective Equipment	2.55	\$ 17,883	2.55	\$ 17,883	2.55	\$ 17,883	2.55	\$ 17,883	2.55	\$ 17,883	2.55	\$ 17,883	0.00	\$ -	0.00	\$ -
Office Reconfiguration/Furniture	0.16	\$ 4,790	0.16	\$ 15,967	0.16	\$ 4,790	0.16	\$ 15,967	0.16	\$ 4,790	0.16	\$ 15,967	0.00	\$ -	0.00	\$ -
Communication Equipment	0.16	\$ 5,588	0.16	\$ 9,580	0.16	\$ 5,588	0.16	\$ 9,580	0.16	\$ 5,588	0.16	\$ 9,580	0.00	\$ -	0.00	\$ -
Total Capital Expenses		\$ 164,778		\$ 227,846		\$ 164,778		\$ 227,846		\$ 164,778		\$ 227,846		\$ -		\$ -
Total Non Cap/Capital Exp		\$ 632,988		\$ 703,242		\$ 647,034		\$ 717,503		\$ 661,502		\$ 732,193		\$ 511,626		\$ 519,477

Note (1): Based on supplying fire protection to Richland and Salt Creek Townships.

City of Bloomington - Annexation

Projected Non-Capital & Capital Expenses

HAND Department - Area 2: South-East Bloomington Annexation Area

September 10, 2021

IF ONLY AREA 2 IS ANNEXED

Expense Items	Year 1				Year 2				Year 3				Year 4			
	Number	Minimum Costs	Number	Maximum Costs	Number	Minimum Costs	Number	Maximum Costs	Number	Minimum Costs	Number	Maximum Costs	Number	Minimum Costs	Number	Maximum Costs
Non Capital Expenses																
Neighborhood Compliance Officer (NCO)	1	\$ 103,376	1	\$ 103,376	1	\$ 106,477	1	\$ 106,477	1	\$ 109,672	1	\$ 109,672	1	\$ 112,962	1	\$ 112,962
Administrative Assistant	0.31	\$ 10,723	0.63	\$ 21,447	0.31	\$ 11,045	0.63	\$ 22,090	0.31	\$ 11,376	0.63	\$ 22,753	0.31	\$ 11,718	0.63	\$ 23,436
Supplies/Other	0.31	\$ 939	0.31	\$ 1,565	0.31	\$ 967	0.31	\$ 1,612	0.31	\$ 996	0.31	\$ 1,660	0.31	\$ 1,026	0.31	\$ 1,710
NCO Inspection Tools	1	\$ 100	1	\$ 100												
Total Non Capital Expenses		\$ 115,138		\$ 126,488		\$ 118,489		\$ 130,179		\$ 122,044		\$ 134,085		\$ 125,705		\$ 138,107
Capital Expenses																
NCO Vehicles	0.33	\$ 11,422	0.33	\$ 11,422	0.33	\$ 11,422	0.33	\$ 11,422	0.33	\$ 11,422	0.33	\$ 11,422	0.00	\$ -	0.00	\$ -
NCO Technology	0.33	\$ 583	0.33	\$ 583	0.33	\$ 583	0.33	\$ 583	0.33	\$ 583	0.33	\$ 583	0.00	\$ -	0.00	\$ -
Total Capital Expenses		\$ 12,006		\$ 12,006		\$ 12,006		\$ 12,006		\$ 12,006		\$ 12,006		\$ -		\$ -
Total Non Cap/Capital Exp		\$ 127,144		\$ 138,493		\$ 130,495		\$ 142,185		\$ 134,050		\$ 146,090		\$ 125,705		\$ 138,107

Note (1): Non capital expenses for Years 2, 3, and 4 assume a 3% increase due to cost of inflation.

City of Bloomington - Annexation

Projected Non-Capital & Capital Expenses

Human Resources Department - Area 2: South-East Bloomington Annexation Area

September 10, 2021

IF ONLY AREA 2 IS ANNEXED

Expense Items	Year 1				Year 2				Year 3				Year 4			
	Number	Minimum Costs	Number	Maximum Costs	Number	Minimum Costs	Number	Maximum Costs	Number	Minimum Costs	Number	Maximum Costs	Number	Minimum Costs	Number	Maximum Costs
Non Capital Expenses																
Special Project Manager	0.34	\$ 27,622	0.34	\$ 27,622	0.34	\$ 28,451	0.34	\$ 28,451	0.34	\$ 29,304	0.34	\$ 29,304	0.34	\$ 30,183	0.34	\$ 30,183
Administrative Assistant	0.34	\$ 14,148	0.34	\$ 14,148	0.34	\$ 14,572	0.34	\$ 14,572	0.34	\$ 15,009	0.34	\$ 15,009	0.34	\$ 15,460	0.34	\$ 15,460
Training/Professional Dues	0.34	\$ 266	0.34	\$ 266	0.34	\$ 274	0.34	\$ 274	0.34	\$ 282	0.34	\$ 282	0.34	\$ 291	0.34	\$ 291
Supplies	0.34	\$ 168	0.34	\$ 168	0.34	\$ 173	0.34	\$ 173	0.34	\$ 179	0.34	\$ 179	0.34	\$ 184	0.34	\$ 184
Total Non Capital Expenses		\$ 42,204		\$ 42,204		\$ 43,471		\$ 43,471		\$ 44,775		\$ 44,775		\$ 46,118		\$ 46,118
Capital Expenses																
Computer/Office Equip	0.11	\$ 281	0.11	\$ 561	0.11	\$ 281	0.11	\$ 561	0.11	\$ 281	0.11	\$ 561	0.00	\$ -	0.00	\$ -
Total Capital Expenses		\$ 281		\$ 561		\$ 281		\$ 561		\$ 281		\$ 561		\$ -		\$ -
Total Non Cap/Capital Exp		\$ 42,485		\$ 42,766		\$ 43,751		\$ 44,032		\$ 45,055		\$ 45,336		\$ 46,118		\$ 46,118

Note (1): Non capital expenses for Years 2, 3, and 4 assume a 3% increase due to cost of inflation.

City of Bloomington - Annexation

Projected Non-Capital & Capital Expenses

ITS Department - Area 2: South-East Bloomington Annexation Area

September 10, 2021

IF ONLY AREA 2 IS ANNEXED

Expense Items	Year 1				Year 2				Year 3				Year 4			
	Number	Minimum Costs	Number	Maximum Costs	Number	Minimum Costs	Number	Maximum Costs	Number	Minimum Costs	Number	Maximum Costs	Number	Minimum Costs	Number	Maximum Costs
Non Capital Expenses																
Tech Support Specialist	0.16	\$ 10,953	0.31	\$ 21,906	0.16	\$ 22,563	0.31	\$ 22,563	0.16	\$ 23,240	0.31	\$ 23,240	0.16	\$ 23,937	0.31	\$ 23,937
Application Analyst	0.31	\$ 26,600	0.31	\$ 26,600	0.31	\$ 27,398	0.31	\$ 27,398	0.31	\$ 28,220	0.31	\$ 28,220	0.31	\$ 29,066	0.31	\$ 29,066
GIS Specialist	0.16	\$ 11,735	0.31	\$ 23,470	0.16	\$ 24,174	0.31	\$ 24,174	0.16	\$ 24,900	0.31	\$ 24,900	0.16	\$ 25,647	0.31	\$ 25,647
Junior Systems/Network Admin	0	\$ -	0	\$ -	0.31	\$ 23,470	0.31	\$ 23,470	0.32	\$ 24,174	0.32	\$ 24,174	0.33	\$ 24,900	0.33	\$ 24,900
Software Licenses & Maintenance	0.31	\$ 141	0.31	\$ 141	0.31	\$ 150	0.31	\$ 150	0.31	\$ 150	0.31	\$ 150	0.31	\$ 150	0.31	\$ 150
Phone Service	0.31	\$ 282	0.31	\$ 282	0.31	\$ 290	0.31	\$ 290	0.31	\$ 299	0.31	\$ 299	0.31	\$ 308	0.31	\$ 308
New Facility Maintenance	0.31	\$ 1,565	0.31	\$ 1,565	0.31	\$ 1,612	0.31	\$ 1,612	0.31	\$ 1,660	0.31	\$ 1,660	0.31	\$ 1,710	0.31	\$ 1,710
Total Non Capital Expenses		\$ 51,275		\$ 73,963		\$ 99,657		\$ 99,657		\$ 102,642		\$ 102,642		\$ 105,717		\$ 105,717
Capital Expenses																
Hardware (Tech) for Staff	0.10	\$ 209	0.10	\$ 209	0.10	\$ 209	0.10	\$ 209	0.10	\$ 209	0.10	\$ 209	0.00	\$ -	0.00	\$ -
Existing Facility Improvements	0.10	\$ 1,043	0.10	\$ 2,086	0.10	\$ 1,043	0.10	\$ 2,086	0.10	\$ 1,043	0.10	\$ 2,086	0.00	\$ -	0.00	\$ -
New Facility	0.10	\$ 3,129	0.10	\$ 6,259	0.10	\$ 3,129	0.10	\$ 6,259	0.10	\$ 3,129	0.10	\$ 6,259	0.00	\$ -	0.00	\$ -
Total Capital Expenses		\$ 4,381		\$ 8,554		\$ 4,381		\$ 8,554		\$ 4,381		\$ 8,554		\$ -		\$ -
Total Non Cap/Capital Exp		\$ 55,656		\$ 82,516		\$ 104,038		\$ 108,211		\$ 107,023		\$ 111,196		\$ 105,717		\$ 105,717

Note (1): Non capital expenses for Years 2, 3, and 4 assume a 3% increase due to cost of inflation.

City of Bloomington - Annexation

Projected Non-Capital & Capital Expenses
Legal Department - Area 2: South-East Bloomington Annexation Area
September 10, 2021

IF ONLY AREA 2 IS ANNEXED

Expense Items	Year 1				Year 2				Year 3				Year 4			
	Number	Minimum Costs	Number	Maximum Costs	Number	Minimum Costs	Number	Maximum Costs	Number	Minimum Costs	Number	Maximum Costs	Number	Minimum Costs	Number	Maximum Costs
Non Capital Expenses																
		\$ -		\$ -		\$ -		\$ -		\$ -		\$ -		\$ -		\$ -
Total Non Capital Expenses		\$ -		\$ -		\$ -		\$ -		\$ -		\$ -		\$ -		\$ -
Capital Expenses																
Total Capital Expenses		\$ -		\$ -		\$ -		\$ -		\$ -		\$ -		\$ -		\$ -
Total Non Cap/Capital Exp		\$ -		\$ -		\$ -		\$ -		\$ -		\$ -		\$ -		\$ -

Note (1): Non capital expenses for Years 2, 3, and 4 assume a 3% increase due to cost of inflation.

City of Bloomington - Annexation

Projected Non-Capital & Capital Expenses
Mayor Department - Area 2: South-East Bloomington Annexation Area
September 10, 2021

IF ONLY AREA 2 IS ANNEXED

Expense Items	Year 1				Year 2				Year 3				Year 4			
	Number	Minimum Costs	Number	Maximum Costs	Number	Minimum Costs	Number	Maximum Costs	Number	Minimum Costs	Number	Maximum Costs	Number	Minimum Costs	Number	Maximum Costs
Non Capital Expenses																
New Employee	0.31	\$ 46,941	0.31	\$ 46,941	0.31	\$ 48,349	0.31	\$ 48,349	0.31	\$ 49,799	0.31	\$ 49,799	0.31	\$ 51,293	0.31	\$ 51,293
Total Non Capital Expenses		\$ 46,941		\$ 46,941		\$ 48,349		\$ 48,349		\$ 49,799		\$ 49,799		\$ 51,293		\$ 51,293
Capital Expenses																
Total Capital Expenses		\$ -		\$ -		\$ -		\$ -		\$ -		\$ -		\$ -		\$ -
Total Non Cap/Capital Exp		\$ 46,941		\$ 46,941		\$ 48,349		\$ 48,349		\$ 49,799		\$ 49,799		\$ 51,293		\$ 51,293

City of Bloomington - Annexation

Projected Non-Capital & Capital Expenses

Parks Department - Area 2: South-East Bloomington Annexation Area

September 10, 2021

IF ONLY AREA 2 IS ANNEXED

Expense Items	Year 1				Year 2				Year 3				Year 4			
	Number	Minimum Costs	Number	Maximum Costs	Number	Minimum Costs	Number	Maximum Costs	Number	Minimum Costs	Number	Maximum Costs	Number	Minimum Costs	Number	Maximum Costs
Non Capital Expenses																
Seasonal Employee	0.64	\$ 23,107	2.55	\$ 92,428	0.64	\$ 23,800	2.55	\$ 95,201	0.64	\$ 24,514	2.55	\$ 98,057	0.64	\$ 25,250	2.55	\$ 100,999
Full Time Staff	0.32	\$ 15,058	0.32	\$ 15,058	0.32	\$ 15,510	0.32	\$ 15,510	0.32	\$ 15,975	0.32	\$ 15,975	0.32	\$ 16,454	0.32	\$ 16,454
Labor - Grounds & Facilities	0.32	\$ 8,045	0.32	\$ 24,163	0.32	\$ 8,287	0.32	\$ 24,888	0.32	\$ 8,535	0.32	\$ 25,635	0.32	\$ 8,791	0.32	\$ 26,404
Supplies - Grounds & Facilities	0.32	\$ 3,229	0.32	\$ 9,687	0.32	\$ 3,326	0.32	\$ 9,978	0.32	\$ 3,426	0.32	\$ 10,277	0.32	\$ 3,528	0.32	\$ 10,585
Miscellaneous	0.32	\$ 726	0.32	\$ 2,177	0.32	\$ 747	0.32	\$ 2,242	0.32	\$ 770	0.32	\$ 2,309	0.32	\$ 793	0.32	\$ 2,379
Total Non Capital Expenses		\$ 50,165		\$ 143,513		\$ 51,670		\$ 147,818		\$ 53,220		\$ 152,253		\$ 54,817		\$ 156,820
Capital Expenses																
Parks/Trails/Enhancements	0.14	\$ 324,648	0.33	\$ 791,580	0.14	\$ 324,648	0.33	\$ 791,580	0.14	\$ 324,648	0.33	\$ 791,580	0.00	\$ -	0.00	\$ -
Total Capital Expenses		\$ 324,648		\$ 791,580		\$ 324,648		\$ 791,580		\$ 324,648		\$ 791,580		\$ -		\$ -
Total Non Cap/Capital Exp		\$ 374,813		\$ 935,093		\$ 376,318		\$ 939,398		\$ 377,868		\$ 943,833		\$ 54,817		\$ 156,820

Note (1): Non capital expenses for Years 2, 3, and 4 assume a 3% increase due to cost of inflation.

City of Bloomington - Annexation

Projected Non-Capital & Capital Expenses

Planning Department - Area 2: South-East Bloomington Annexation Area

September 10, 2021

IF ONLY AREA 2 IS ANNEXED

Expense Items	Year 1				Year 2				Year 3				Year 4			
	Number	Minimum Costs	Number	Maximum Costs	Number	Minimum Costs	Number	Maximum Costs	Number	Minimum Costs	Number	Maximum Costs	Number	Minimum Costs	Number	Maximum Costs
Non Capital Expenses																
Development Services (DS) - Zoning Planner (1)	0.34	\$ 15,329	0.34	\$ 15,329	0.34	\$ 15,789	0.34	\$ 15,789	0.34	\$ 16,263	0.34	\$ 16,263	0.34	\$ 16,751	0.34	\$ 16,751
(DS) - Senior Zoning Planner (1)	0.34	\$ 19,417	0.34	\$ 19,417	0.34	\$ 19,999	0.34	\$ 19,999	0.34	\$ 20,599	0.34	\$ 20,599	0.34	\$ 21,217	0.34	\$ 21,217
(DS) - Zoning Compliance Planner (1)	0.34	\$ 17,032	0.34	\$ 17,032	0.34	\$ 17,543	0.34	\$ 17,543	0.34	\$ 18,070	0.34	\$ 18,070	0.34	\$ 18,612	0.34	\$ 18,612
Miscellaneous	0.34	\$ 2,819	0.34	\$ 2,819	0.34	\$ 2,903	0.34	\$ 2,903	0.34	\$ 2,991	0.34	\$ 2,991	0.34	\$ 3,080	0.34	\$ 3,080
Total Non Capital Expenses		\$ 54,597		\$ 54,597		\$ 56,235		\$ 56,235		\$ 57,922		\$ 57,922		\$ 59,660		\$ 59,660
Capital Expenses																
Zoning New Land Mass	0.11	\$ 11,355	0.11	\$ 11,355	0.11	\$ 11,355	0.11	\$ 11,355	0.11	\$ 11,355	0.11	\$ 11,355	0.00	\$ -	0.00	\$ -
Database	0.11	\$ 17,032	0.11	\$ 17,032	0.11	\$ 17,032	0.11	\$ 17,032	0.11	\$ 17,032	0.11	\$ 17,032	0.00	\$ -	0.00	\$ -
Total Capital Expenses		\$ 28,387		\$ 28,387		\$ 28,387		\$ 28,387		\$ 28,387		\$ 28,387		\$ -		\$ -
Total Non Cap/Capital Exp		\$ 82,984		\$ 82,984		\$ 84,622		\$ 84,622		\$ 86,309		\$ 86,309		\$ 59,660		\$ 59,660

Note (1): Non capital expenses for Years 2, 3, and 4 assume a 3% increase due to cost of inflation.

City of Bloomington - Annexation

Projected Non-Capital & Capital Expenses

Police Department (SWORN) - Area 2: South-East Bloomington Annexation Area

September 10, 2021

IF ONLY AREA 2 IS ANNEXED

Expense Items	Year 1				Year 2				Year 3				Year 4			
	Number	Minimum Costs	Number	Maximum Costs	Number	Minimum Costs	Number	Maximum Costs	Number	Minimum Costs	Number	Maximum Costs	Number	Minimum Costs	Number	Maximum Costs
Non Capital Expenses																
Sworn Officer	4.19	\$ 363,642	6.00	\$ 521,221	4.19	\$ 374,552	6.00	\$ 536,857	4.19	\$ 385,788	6.00	\$ 552,963	4.19	\$ 397,362	6.00	\$ 569,552
Sworn Detective	0.82	\$ 72,404	1.50	\$ 132,740	0.82	\$ 74,576	1.50	\$ 136,722	0.82	\$ 76,813	1.50	\$ 140,824	0.82	\$ 79,117	1.50	\$ 145,049
Sworn Sergeant	0.75	\$ 73,740	1.25	\$ 122,900	0.75	\$ 75,952	1.25	\$ 126,587	0.75	\$ 78,231	1.25	\$ 130,385	0.75	\$ 80,578	1.25	\$ 134,296
Sworn Lieutenant	0.33	\$ 33,421	0.50	\$ 50,131	0.33	\$ 34,423	0.50	\$ 51,635	0.33	\$ 35,456	0.50	\$ 53,184	0.33	\$ 36,520	0.50	\$ 54,779
Sworn Administrator - Captain	0.33	\$ 34,066	0.50	\$ 51,099	0.33	\$ 35,088	0.50	\$ 52,632	0.33	\$ 36,141	0.50	\$ 54,211	0.33	\$ 37,225	0.50	\$ 55,837
Total Non Capital Expenses		\$ 577,273		\$ 878,091		\$ 594,591		\$ 904,434		\$ 612,429		\$ 931,567		\$ 630,801		\$ 959,514
Capital Expenses																
MDT	1.51	\$ 4,235	2.35	\$ 6,580	1.51	\$ 4,235	2.35	\$ 6,580	1.51	\$ 4,235	2.35	\$ 6,580	0.00	\$ -	0.00	\$ -
Mobile Radio	1.51	\$ 4,537	2.35	\$ 7,050	1.51	\$ 4,537	2.35	\$ 7,050	1.51	\$ 4,537	2.35	\$ 7,050	0.00	\$ -	0.00	\$ -
Car Equipment	1.51	\$ 7,562	2.35	\$ 11,750	1.51	\$ 7,562	2.35	\$ 11,750	1.51	\$ 7,562	2.35	\$ 11,750	0.00	\$ -	0.00	\$ -
Car Build-out	1.51	\$ 1,512	2.35	\$ 2,350	1.51	\$ 1,512	2.35	\$ 2,350	1.51	\$ 1,512	2.35	\$ 2,350	0.00	\$ -	0.00	\$ -
Cradlepoints/Atennas/Cables	1.51	\$ 3,025	2.35	\$ 4,700	1.51	\$ 3,025	2.35	\$ 4,700	1.51	\$ 3,025	2.35	\$ 4,700	0.00	\$ -	0.00	\$ -
Computer	0.90	\$ 1,435	1.45	\$ 2,317	0.90	\$ 1,435	1.45	\$ 2,317	0.90	\$ 1,435	1.45	\$ 2,317	0.00	\$ -	0.00	\$ -
Patrol Cars	1.40	\$ 39,236	2.18	\$ 61,133	1.40	\$ 39,236	2.18	\$ 61,133	1.40	\$ 39,236	2.18	\$ 61,133	0.00	\$ -	0.00	\$ -
Stop Sticks	0.77	\$ 384	1.10	\$ 550	0.77	\$ 384	1.10	\$ 550	0.77	\$ 384	1.10	\$ 550	0.00	\$ -	0.00	\$ -
Vehicle Wrap	0.77	\$ 576	1.10	\$ 825	0.77	\$ 576	1.10	\$ 825	0.77	\$ 576	1.10	\$ 825	0.00	\$ -	0.00	\$ -
AEDs (Defibrilators)	0.77	\$ 1,612	1.10	\$ 2,310	0.77	\$ 1,612	1.10	\$ 2,310	0.77	\$ 1,612	1.10	\$ 2,310	0.00	\$ -	0.00	\$ -
Misc Car Equipment	0.77	\$ 153	1.10	\$ 220	0.77	\$ 153	1.10	\$ 220	0.77	\$ 153	1.10	\$ 220	0.00	\$ -	0.00	\$ -
Body Cams/Licensing	1.40	\$ 2,791	2.00	\$ 4,000	1.40	\$ 2,791	2.00	\$ 4,000	1.40	\$ 2,791	2.00	\$ 4,000	0.00	\$ -	0.00	\$ -
Officer Gear	1.40	\$ 12,140	2.00	\$ 17,400	1.40	\$ 12,140	2.00	\$ 17,400	1.40	\$ 12,140	2.00	\$ 17,400	0.00	\$ -	0.00	\$ -
Building/Office Space	1.40	\$ 10,700	2.00	\$ 15,337	1.40	\$ 10,700	2.00	\$ 15,337	1.40	\$ 10,700	2.00	\$ 15,337	0.00	\$ -	0.00	\$ -
Cell Phone	0.74	\$ 149	1.25	\$ 250	0.74	\$ 149	1.25	\$ 250	0.74	\$ 149	1.25	\$ 250	0.00	\$ -	0.00	\$ -
Laptop	0.11	\$ 144	0.17	\$ 217	0.11	\$ 144	0.17	\$ 217	0.11	\$ 144	0.17	\$ 217	0.00	\$ -	0.00	\$ -
Interceptor SUV	0.11	\$ 3,778	0.17	\$ 5,667	0.11	\$ 3,778	0.17	\$ 5,667	0.11	\$ 3,778	0.17	\$ 5,667	0.00	\$ -	0.00	\$ -
Officer Furniture	0.24	\$ 47	0.34	\$ 68	0.24	\$ 47	0.34	\$ 68	0.24	\$ 47	0.34	\$ 68	0.00	\$ -	0.00	\$ -
Detective Furniture	0.27	\$ 395	0.50	\$ 725	0.27	\$ 395	0.50	\$ 725	0.27	\$ 395	0.50	\$ 725	0.00	\$ -	0.00	\$ -
Sergeant Furniture	0.17	\$ 132	0.28	\$ 220	0.17	\$ 132	0.28	\$ 220	0.17	\$ 132	0.28	\$ 220	0.00	\$ -	0.00	\$ -
Lieutenant Furniture	0.11	\$ 111	0.17	\$ 167	0.11	\$ 111	0.17	\$ 167	0.11	\$ 111	0.17	\$ 167	0.00	\$ -	0.00	\$ -
Admin Furniture	0.11	\$ 222	0.17	\$ 333	0.11	\$ 222	0.17	\$ 333	0.11	\$ 222	0.17	\$ 333	0.00	\$ -	0.00	\$ -
Total Capital Expenses		\$ 94,877		\$ 144,169		\$ 94,877		\$ 144,169		\$ 94,877		\$ 144,169		\$ -		\$ -
Total Non Cap/Capital Exp		\$ 672,150		\$ 1,022,260		\$ 689,468		\$ 1,048,603		\$ 707,305		\$ 1,075,736		\$ 630,801		\$ 959,514

Note (1): Non capital expenses for Years 2, 3, and 4 assume a 3% increase due to cost of inflation.

City of Bloomington - Annexation

Projected Non-Capital & Capital Expenses
Police Department (CIVILIAN) - Area 2: South-East Bloomington Annexation Area
September 10, 2021

IF ONLY AREA 2 IS ANNEXED

Expense Items	Year 1				Year 2				Year 3				Year 4			
	Number	Minimum Costs	Number	Maximum Costs	Number	Minimum Costs	Number	Maximum Costs	Number	Minimum Costs	Number	Maximum Costs	Number	Minimum Costs	Number	Maximum Costs
Non Capital Expenses																
Civilian Records Clerk	0.75	\$ 50,315	0.75	\$ 50,315	0.75	\$ 51,824	0.75	\$ 51,824	0.75	\$ 53,379	0.75	\$ 53,379	0.75	\$ 54,980	0.75	\$ 54,980
Civilian Comm Service Specialist	0.20	\$ 13,907	0.20	\$ 13,907	0.20	\$ 14,324	0.20	\$ 14,324	0.20	\$ 14,754	0.20	\$ 14,754	0.20	\$ 15,196	0.20	\$ 15,196
Civilian Evidence Technician	0.10	\$ 8,174	0.10	\$ 8,174	0.10	\$ 8,419	0.10	\$ 8,419	0.10	\$ 8,672	0.10	\$ 8,672	0.10	\$ 8,932	0.10	\$ 8,932
Civilian Social Worker	0.20	\$ 16,337	0.20	\$ 16,337	0.20	\$ 16,827	0.20	\$ 16,827	0.20	\$ 17,332	0.20	\$ 17,332	0.20	\$ 17,852	0.20	\$ 17,852
Civilian Admin - Office Manager	0.25	\$ 19,186	0.25	\$ 19,186	0.25	\$ 19,761	0.25	\$ 19,761	0.25	\$ 20,354	0.25	\$ 20,354	0.25	\$ 20,965	0.25	\$ 20,965
Total Non Capital Expenses		\$ 107,919		\$ 107,919		\$ 111,156		\$ 111,156		\$ 114,491		\$ 114,491		\$ 117,926		\$ 117,926
Capital Expenses																
Desktop Computer	0.31	\$ 493	0.31	\$ 493	0.31	\$ 493	0.31	\$ 493	0.31	\$ 493	0.31	\$ 493	0.00	\$ -	0.00	\$ -
Evidence Tech Computer	0.03	\$ 63	0.03	\$ 63	0.03	\$ 63	0.03	\$ 63	0.03	\$ 63	0.03	\$ 63	0.00	\$ -	0.00	\$ -
Laptop Computer	0.33	\$ 433	0.33	\$ 433	0.33	\$ 433	0.33	\$ 433	0.33	\$ 433	0.33	\$ 433	0.00	\$ -	0.00	\$ -
Headset	0.25	\$ 50	0.25	\$ 50	0.25	\$ 50	0.25	\$ 50	0.25	\$ 50	0.25	\$ 50	0.00	\$ -	0.00	\$ -
OnBase Licensing (Workflow)	0.25	\$ 38	0.25	\$ 38	0.25	\$ 38	0.25	\$ 38	0.25	\$ 38	0.25	\$ 38	0.00	\$ -	0.00	\$ -
Building/Office Space	0.50	\$ 15,190	0.50	\$ 15,190	0.50	\$ 15,190	0.50	\$ 15,190	0.50	\$ 15,190	0.50	\$ 15,190	0.00	\$ -	0.00	\$ -
Comm Service Furniture	0.03	\$ 100	0.03	\$ 100	0.03	\$ 100	0.03	\$ 100	0.03	\$ 100	0.03	\$ 100	0.00	\$ -	0.00	\$ -
Evidence Tech Furniture	0.03	\$ 27	0.03	\$ 27	0.03	\$ 27	0.03	\$ 27	0.03	\$ 27	0.03	\$ 27	0.00	\$ -	0.00	\$ -
Social Worker Furniture	0.07	\$ 40	0.07	\$ 40	0.07	\$ 40	0.07	\$ 40	0.07	\$ 40	0.07	\$ 40	0.00	\$ -	0.00	\$ -
Admin Furniture	0.08	\$ 121	0.08	\$ 121	0.08	\$ 121	0.08	\$ 121	0.08	\$ 121	0.08	\$ 121	0.00	\$ -	0.00	\$ -
Comm Serv/Social Worker Uniform	0.13	\$ 213	0.13	\$ 213	0.13	\$ 213	0.13	\$ 213	0.13	\$ 213	0.13	\$ 213	0.00	\$ -	0.00	\$ -
Cell Phone	0.25	\$ 50	0.25	\$ 50	0.25	\$ 50	0.25	\$ 50	0.25	\$ 50	0.25	\$ 50	0.00	\$ -	0.00	\$ -
Portable Radio	0.17	\$ 833	0.17	\$ 833	0.17	\$ 833	0.17	\$ 833	0.17	\$ 833	0.17	\$ 833	0.00	\$ -	0.00	\$ -
Interceptor SUV	0.04	\$ 1,357	0.04	\$ 1,357	0.04	\$ 1,357	0.04	\$ 1,357	0.04	\$ 1,357	0.04	\$ 1,357	0.00	\$ -	0.00	\$ -
Car Equipment	0.04	\$ 183	0.04	\$ 183	0.04	\$ 183	0.04	\$ 183	0.04	\$ 183	0.04	\$ 183	0.00	\$ -	0.00	\$ -
Car Build-Out	0.04	\$ 37	0.04	\$ 37	0.04	\$ 37	0.04	\$ 37	0.04	\$ 37	0.04	\$ 37	0.00	\$ -	0.00	\$ -
Cradlepoints/Antennas/Cables	0.04	\$ 73	0.04	\$ 73	0.04	\$ 73	0.04	\$ 73	0.04	\$ 73	0.04	\$ 73	0.00	\$ -	0.00	\$ -
AED (Defibrillator)	0.04	\$ 77	0.04	\$ 77	0.04	\$ 77	0.04	\$ 77	0.04	\$ 77	0.04	\$ 77	0.00	\$ -	0.00	\$ -
Misc Car Equipment	0.04	\$ 7	0.04	\$ 7	0.04	\$ 7	0.04	\$ 7	0.04	\$ 7	0.04	\$ 7	0.00	\$ -	0.00	\$ -
MDT	0.04	\$ 103	0.04	\$ 103	0.04	\$ 103	0.04	\$ 103	0.04	\$ 103	0.04	\$ 103	0.00	\$ -	0.00	\$ -
Mobile Radio	0.06	\$ 165	0.06	\$ 165	0.06	\$ 165	0.06	\$ 165	0.06	\$ 165	0.06	\$ 165	0.00	\$ -	0.00	\$ -
Vehicle Wrap	0.04	\$ 28	0.04	\$ 28	0.04	\$ 28	0.04	\$ 28	0.04	\$ 28	0.04	\$ 28	0.00	\$ -	0.00	\$ -
Evidence Tech Vehicle	0.02	\$ 550	0.02	\$ 550	0.02	\$ 550	0.02	\$ 550	0.02	\$ 550	0.02	\$ 550	0.00	\$ -	0.00	\$ -
Evidence Tech Uniform	0.03	\$ 27	0.03	\$ 27	0.03	\$ 27	0.03	\$ 27	0.03	\$ 27	0.03	\$ 27	0.00	\$ -	0.00	\$ -
Social Worker Vehicle	0.04	\$ 893	0.04	\$ 893	0.04	\$ 893	0.04	\$ 893	0.04	\$ 893	0.04	\$ 893	0.00	\$ -	0.00	\$ -
Total Capital Expenses		\$ 21,151		\$ 21,151		\$ 21,151		\$ 21,151		\$ 21,151		\$ 21,151		\$ -		\$ -
Total Non Cap/Capital Exp		\$ 129,070		\$ 129,070		\$ 132,307		\$ 132,307		\$ 135,642		\$ 135,642		\$ 117,926		\$ 117,926

Note (1): Non capital expenses for Years 2, 3, and 4 assume a 3% increase due to cost of inflation.

City of Bloomington - Annexation

Projected Non-Capital & Capital Expenses
Public Works Department - Area 2: South-East Bloomington Annexation Area
September 10, 2021

IF ONLY AREA 2 IS ANNEXED

Expense Items	Year 1				Year 2				Year 3				Year 4			
	Number	Minimum Costs	Number	Maximum Costs	Number	Minimum Costs	Number	Maximum Costs	Number	Minimum Costs	Number	Maximum Costs	Number	Minimum Costs	Number	Maximum Costs
Non Capital Expenses																
Admin - Deputy Director	0.16	\$ 17,212	0.31	\$ 34,423	0.16	\$ 17,728	0.31	\$ 35,456	0.16	\$ 18,260	0.31	\$ 36,519	0.16	\$ 18,808	0.31	\$ 37,615
Animal Control Officers	0.78	\$ 37,597	0.78	\$ 37,597	0.78	\$ 38,725	0.78	\$ 38,725	0.78	\$ 39,886	0.78	\$ 39,886	0.78	\$ 41,083	0.78	\$ 41,083
Animal Control Secretary	0.26	\$ 9,812	0.26	\$ 9,812	0.26	\$ 10,107	0.26	\$ 10,107	0.26	\$ 10,410	0.26	\$ 10,410	0.26	\$ 10,722	0.26	\$ 10,722
Animal Control Training	0.26	\$ 1,563	0.26	\$ 1,563	0.26	\$ 1,609	0.26	\$ 1,609	0.26	\$ 1,658	0.26	\$ 1,658	0.26	\$ 1,707	0.26	\$ 1,707
Animal Control OT/On-Call Pay	0.26	\$ 1,302	0.26	\$ 1,302	0.26	\$ 1,341	0.26	\$ 1,341	0.26	\$ 1,381	0.26	\$ 1,381	0.26	\$ 1,423	0.26	\$ 1,423
Animal Control Uniforms/Safety Vests	0.52	\$ 677	0.52	\$ 677	0.52	\$ 697	0.52	\$ 697	0.52	\$ 718	0.52	\$ 718	0.52	\$ 740	0.52	\$ 740
Animal Control Interlocal	0.26	\$ 30,556	0.26	\$ 30,556	0.26	\$ 31,472	0.26	\$ 31,472	0.26	\$ 32,417	0.26	\$ 32,417	0.26	\$ 33,389	0.26	\$ 33,389
Facilities Maintenance Custodian	0.00	\$ -	0.31	\$ 17,212	0.00	\$ -	0.31	\$ 17,728	0.00	\$ -	0.31	\$ 18,260	0.00	\$ -	0.31	\$ 18,808
Fleet Maintenance Mechanic	0.31	\$ 23,470	0.63	\$ 46,941	0.31	\$ 24,174	0.63	\$ 48,349	0.31	\$ 24,900	0.63	\$ 49,799	0.31	\$ 25,647	0.63	\$ 51,293
Street MEO FTE's	1.80	\$ 119,624	3.00	\$ 199,374	1.80	\$ 123,213	3.00	\$ 205,355	1.80	\$ 126,910	3.00	\$ 211,516	1.80	\$ 130,717	3.00	\$ 217,861
Sanitation MEO FTE's	1.25	\$ 83,073	2.00	\$ 132,917	1.25	\$ 85,566	2.00	\$ 136,905	1.25	\$ 88,133	2.00	\$ 141,012	1.25	\$ 90,777	2.00	\$ 145,242
Street Lane Markings	0.30	\$ 7,500	0.30	\$ 7,500	0.30	\$ 7,725	0.30	\$ 7,725	0.30	\$ 7,957	0.30	\$ 7,957	0.30	\$ 8,195	0.30	\$ 8,195
Street Sweeping Disposal	0.30	\$ 1,500	0.30	\$ 1,500	0.30	\$ 1,545	0.30	\$ 1,545	0.30	\$ 1,591	0.30	\$ 1,591	0.30	\$ 1,639	0.30	\$ 1,639
Street Annual Signal Maintenance	0.30	\$ 3,000	0.30	\$ 3,000	0.30	\$ 3,090	0.30	\$ 3,090	0.30	\$ 3,183	0.30	\$ 3,183	0.30	\$ 3,278	0.30	\$ 3,278
Street Lighting Energy & Maint	101.75	\$ 17,940	119.70	\$ 21,106	101.75	\$ 18,478	119.70	\$ 21,739	101.75	\$ 19,033	119.70	\$ 22,391	101.75	\$ 19,604	119.70	\$ 23,063
Street Snow Events	2.40	\$ 30,000	3.60	\$ 45,000	2.40	\$ 30,900	3.60	\$ 46,350	2.40	\$ 31,827	3.60	\$ 47,741	2.40	\$ 32,782	3.60	\$ 49,173
Total Non Capital Expenses		\$ 384,826		\$ 590,479		\$ 396,371		\$ 608,194		\$ 408,262		\$ 626,440		\$ 420,510		\$ 645,233
Capital Expenses																
Street Lighting Equip Costs (1)	33.92	\$ 82,578	39.90	\$ 97,150	33.92	\$ 82,578	39.90	\$ 97,150	33.92	\$ 82,578	39.90	\$ 97,150	0.00	\$ -	0.00	\$ -
Animal Control Vehicles	0.78	\$ 35,158	0.78	\$ 35,158	0.78	\$ 35,158	0.78	\$ 35,158	0.78	\$ 35,158	0.78	\$ 35,158	0.00	\$ -	0.00	\$ -
Animal Capture & Handling Equip	0.78	\$ 938	0.78	\$ 938	0.78	\$ 938	0.78	\$ 938	0.78	\$ 938	0.78	\$ 938	0.00	\$ -	0.00	\$ -
Animal Control Livestock Trailer	0.78	\$ 938	0.78	\$ 938	0.78	\$ 938	0.78	\$ 938	0.78	\$ 938	0.78	\$ 938	0.00	\$ -	0.00	\$ -
Facilities Maintenance Vehicle	0.10	\$ 3,651	0.10	\$ 3,651	0.10	\$ 3,651	0.10	\$ 3,651	0.10	\$ 3,651	0.10	\$ 3,651	0.00	\$ -	0.00	\$ -
Fleet Maintenance Garage	0.10	\$ 31,294	0.10	\$ 104,313	0.10	\$ 31,294	0.10	\$ 104,313	0.10	\$ 31,294	0.10	\$ 104,313	0.00	\$ -	0.00	\$ -
Street Tandem Dump Truck	0.60	\$ 120,000	1.00	\$ 200,000	0.60	\$ 120,000	1.00	\$ 200,000	0.60	\$ 120,000	1.00	\$ 200,000	0.00	\$ -	0.00	\$ -
Street Leafer	0.08	\$ 5,833	0.25	\$ 17,500	0.08	\$ 5,833	0.25	\$ 17,500	0.08	\$ 5,833	0.25	\$ 17,500	0.00	\$ -	0.00	\$ -
Street Sweeper	0.00	\$ -	0.10	\$ 20,000	0.00	\$ -	0.10	\$ 20,000	0.00	\$ -	0.10	\$ 20,000	0.00	\$ -	0.00	\$ -
Street Mill Work (Number = Miles)	3.12	\$ 156,240	3.48	\$ 174,033	3.12	\$ 160,927	3.48	\$ 179,254	3.12	\$ 165,755	3.48	\$ 184,631	3.12	\$ 170,727	3.48	\$ 190,170
Street Resurface (Number = Miles)	3.12	\$ 380,600	3.48	\$ 423,944	3.12	\$ 392,018	3.48	\$ 436,662	3.12	\$ 403,779	3.48	\$ 449,762	3.12	\$ 415,892	3.48	\$ 463,255
Sanitation Trucks	0.17	\$ 65,000	0.33	\$ 130,000	0.17	\$ 65,000	0.33	\$ 130,000	0.17	\$ 65,000	0.33	\$ 130,000	0.00	\$ -	0.00	\$ -
Sanitation Trash/Recycling Carts	1169.17	\$ 58,458	1169.17	\$ 58,458	1169.17	\$ 58,458	1169.17	\$ 58,458	1169.17	\$ 58,458	1169.17	\$ 58,458	0.00	\$ -	0.00	\$ -
Total Capital Expenses		\$ 940,687		\$1,266,081		\$ 956,792		\$1,284,021		\$ 973,380		\$1,302,498		\$ 586,620		\$ 653,426
Total Non Cap/Capital Exp		\$1,325,513		\$1,856,561		\$1,353,163		\$1,892,214		\$1,381,642		\$1,928,938		\$1,007,130		\$1,298,658

Note (1): Non capital expenses for Years 2, 3, and 4 assume a 3% increase due to cost of inflation.

Expense Items	Year 1				Year 2				Year 3				Year 4			
	Number	Minimum Costs	Number	Maximum Costs	Number	Minimum Costs	Number	Maximum Costs	Number	Minimum Costs	Number	Maximum Costs	Number	Minimum Costs	Number	Maximum Costs
Non Capital Expenses																
BT Access	0.31	\$ 60,084	0.31	\$ 60,084	0.31	\$ 61,887	0.31	\$ 61,887	0.31	\$ 63,743	0.31	\$ 63,743	0.31	\$ 65,655	0.31	\$ 65,655
Ivy Tech/Part 48 Industrial Park Service	0.00	\$ -	0.00	\$ -	0.00	\$ -	0.00	\$ -	0.00	\$ -	0.00	\$ -	0.00	\$ -	0.00	\$ -
S.Rogers/Fullerton Pk Operating Cost	0.00	\$ -	0.00	\$ -	0.00	\$ -	0.00	\$ -	0.00	\$ -	0.00	\$ -	0.00	\$ -	0.00	\$ -
Total Non Capital Expenses		\$ 60,084		\$ 60,084		\$ 61,887		\$ 61,887		\$ 63,743		\$ 63,743		\$ 65,655		\$ 65,655
Capital Expenses																
BT Access Vans	0.21	\$ 16,690	0.21	\$ 16,690	0.21	\$ 16,690	0.21	\$ 16,690	0.21	\$ 16,690	0.21	\$ 16,690	0.00	\$ -	0.00	\$ -
Ivy Tech/Part 48 Industrial Park Capital	0.00	\$ -	0.00	\$ -	0.00	\$ -	0.00	\$ -	0.00	\$ -	0.00	\$ -	0.00	\$ -	0.00	\$ -
S.Rogers/Fullerton Pk Capital Cost	0.00	\$ -	0.00	\$ -	0.00	\$ -	0.00	\$ -	0.00	\$ -	0.00	\$ -	0.00	\$ -	0.00	\$ -
Total Capital Expenses		\$ 16,690		\$ 16,690		\$ 16,690		\$ 16,690		\$ 16,690		\$ 16,690		\$ -		\$ -
Total Non Cap/Capital Exp		\$ 76,774		\$ 76,774		\$ 78,577		\$ 78,577		\$ 80,433		\$ 80,433		\$ 65,655		\$ 65,655

Note (1): Years 2, 3, and 4 assume a 3% increase due to cost of inflation.

Service to Ivy Tech/Part 48 Industrial Park

- * 60 minute frequency 256 days annually, 6 am to 7 pm, \$75.33/hour (Year 1 - 2022) operating cost
- * \$1,000,000 for one (1) new electric bus + \$25,000 for stops and shelters

Service to Monroe Hospital area

- * 60 minute frequency 256 days annually, 6 am to 7 pm, \$75.33/hour (Year 1 - 20220 operating cost for 2022
- * \$1,000,000 for one (1) new diesel bus + \$25,000 for stops and shelters

BT Access service

- * 30 additional daily trips, \$25.00/per trip cost x 256 days
- * \$160,000 capital cost (\$80,000 each) for two (2) new BT Access vehicles

City of Bloomington - Annexation

Projected Non-Capital & Capital Expenses

Utilities Department - Area 2: South-East Bloomington Annexation Area

September 10, 2021

IF ONLY AREA 2 IS ANNEXED

Expense Items	Year 1				Year 2				Year 3				Year 4			
	Number	Minimum Costs	Number	Maximum Costs	Number	Minimum Costs	Number	Maximum Costs	Number	Minimum Costs	Number	Maximum Costs	Number	Minimum Costs	Number	Maximum Costs
Non Capital Expenses																
Stormwater Employees	1.88	\$ 140,822	1.88	\$ 140,822	1.88	\$ 145,047	1.88	\$ 145,047	1.88	\$ 149,398	1.88	\$ 149,398	1.88	\$ 153,880	1.88	\$ 153,880
Total Non Capital Expenses		\$ 140,822		\$ 140,822		\$ 145,047		\$ 145,047		\$ 149,398		\$ 149,398		\$ 153,880		\$ 153,880
Capital Expenses																
Service Truck, Dump Truck, Backhoe	0.10	\$ 19,506	0.10	\$ 21,801	0.10	\$ 19,506	0.10	\$ 21,801	0.10	\$ 19,506	0.10	\$ 21,801	0.00	\$ -	0.00	\$ -
Infrastructure	0.10	\$ 52,156	0.10	\$ 104,313	0.10	\$ 52,156	0.10	\$ 104,313	0.10	\$ 52,156	0.10	\$ 104,313	0.00	\$ -	0.00	\$ -
Total Capital Expenses		\$ 71,663		\$ 126,114		\$ 71,663		\$ 126,114		\$ 71,663		\$ 126,114		\$ -		\$ -
Total Non Cap/Capital Exp		\$ 212,485		\$ 266,936		\$ 216,709		\$ 271,160		\$ 221,061		\$ 275,512		\$ 153,880		\$ 153,880

Note (1): Non capital expenses for Years 2, 3, and 4 assume a 3% increase due to cost of inflation.

City of Bloomington

Revenue Projections - By Annexation Area
September 10, 2021

Net unallocated revenue through the first three (3) years will be placed in an impoundment fund(s)

AREA 2 - SOUTH-EAST ANNEXATION AREA - REVENUE PROJECTIONS						
REVENUE SOURCE	ASSESSMENT YEAR YEAR 1	PAY YEAR 1 YEAR 2	PAY YEAR 2 YEAR 3	PAY YEAR 3 YEAR 4	PAY YEAR 4 YEAR 5	
Bloomington City Impacts						
Annexation Adjustment (Max Levy)	\$ -	\$ 2,592,991	\$ 2,694,118	\$ 2,799,188	\$ 2,908,357	
CCD Rate Reestablishment	\$ -	\$ 173,210	\$ 178,406	\$ 183,759	\$ 189,271	
Less: Property Tax Cap Credits	\$ -	\$ (178,340)	\$ (185,296)	\$ (192,522)	\$ (200,030)	
Equals: Subtotal - Net Property Tax	\$ -	\$ 2,587,861	\$ 2,687,229	\$ 2,790,425	\$ 2,897,598	
Plus Local Income Tax:						
LIT Certified Shares	\$ -	\$ -	\$ 294,062	\$ 368,642	\$ 394,306	
LIT Public Safety	\$ -	\$ -	\$ 134,627	\$ 149,761	\$ 154,253	
Equals: Subtotal - Local Income Tax	\$ -	\$ -	\$ 428,689	\$ 518,402	\$ 548,559	
Plus - Highway/Related Revenue:						
Motor Vehicle Highway Distribution	\$ -	\$ 85,201	\$ 85,201	\$ 85,201	\$ 85,201	
Local Road & Street Distribution	\$ -	\$ 49,958	\$ 49,958	\$ 49,958	\$ 49,958	
Wheel Tax	\$ -	\$ 82,992	\$ 82,992	\$ 82,992	\$ 82,992	
Motor Vehicle/Aircraft Excise Tax	\$ -	\$ 66,466	\$ 69,058	\$ 71,752	\$ 74,550	
Commercial Vehicle Excise Tax (CVET)	\$ -	\$ 4,607	\$ 4,784	\$ 4,968	\$ 5,159	
Equals: Subtotal - Highway/Related Revenue	\$ -	\$ 289,224	\$ 291,993	\$ 294,870	\$ 297,859	
Plus - Other Revenue:						
Financial Institutions Tax (FIT)	\$ -	\$ 17,030	\$ 17,684	\$ 18,363	\$ 19,069	
ABC Excise Tax	\$ -	\$ 3,972	\$ 4,127	\$ 4,288	\$ 4,455	
ABC Gallonage Tax	\$ -	\$ 8,885	\$ 9,232	\$ 9,592	\$ 9,966	
Cigarette Tax	\$ -	\$ 10,081	\$ 10,474	\$ 10,882	\$ 11,307	
Riverboat Wagering Distribution	\$ -	\$ 21,640	\$ 21,640	\$ 21,640	\$ 21,640	
Equals: Subtotal - Other Revenue	\$ -	\$ 61,609	\$ 63,157	\$ 64,766	\$ 66,437	
Total - City Impact Projections - Area 2	\$ -	\$ 2,938,693	\$ 3,471,067	\$ 3,668,463	\$ 3,810,453	
Storm Water Impact - Storm Collection Fees	\$ 60,040	\$ 60,040	\$ 60,040	\$ 60,040	\$ 60,040	
Bloomington Transit Impacts						
Annexation Adjustment (Max Levy)	\$ -	\$ 129,938	\$ 135,005	\$ 140,271	\$ 145,741	
Less: Property Tax Cap Credits	\$ -	\$ (9,048)	\$ (9,401)	\$ (9,768)	\$ (10,149)	
Equals: Subtotal - Net Property Tax	\$ -	\$ 120,889	\$ 125,604	\$ 130,503	\$ 135,592	
Plus: Other Revenue						
Financial Institutions Tax (FIT)	\$ -	\$ 868	\$ 902	\$ 937	\$ 974	
Motor Vehicle/Aircraft Excise Tax	\$ -	\$ 3,388	\$ 3,521	\$ 3,658	\$ 3,801	
Commercial Vehicle Excise Tax (CVET)	\$ -	\$ 235	\$ 244	\$ 254	\$ 263	
LIT Certified Shares	\$ -	\$ -	\$ 12,559	\$ 15,744	\$ 16,841	
Equals: Subtotal - Other Revenue	\$ -	\$ 4,491	\$ 17,226	\$ 20,593	\$ 21,878	
Total - Bloomington Transit Impacts	\$ -	\$ 125,381	\$ 142,830	\$ 151,096	\$ 157,471	
Grand Total - Area 2 Impacts	\$ 60,040	\$ 3,124,114	\$ 3,673,937	\$ 3,879,599	\$ 4,027,963	

City of Bloomington - Annexation

Revenues Over Costs

All Departments Combined - Area 3: North Island Bloomington Annexation Area

September 10, 2021

Net unallocated revenue through the first three (3) years will be placed in an impoundment fund(s)
Impoundment funds will be used to enhance services to the respective area

Revenues Over Minimal Costs	Pay Year 1	Pay Year 2	Pay Year 3	Pay Year 4
Total Revenues	\$ 134,815	\$ 154,244	\$ 161,707	\$ 167,188
Less: Non Capital Costs	\$ 113,488	\$ 118,643	\$ 121,356	\$ 124,992
Less: Capital Costs	\$ 85,565	\$ 77,047	\$ 77,851	\$ 28,432
Equals: Revenue Over/(Under Costs)	\$ (64,238)	\$ (41,446)	\$ (37,500)	\$ 13,764
Less: Impoundment Fund(s) Deposits	\$ -	\$ -	\$ -	\$ -
Equals: Net Revenue	\$ (64,238)	\$ (41,446)	\$ (37,500)	\$ 13,764

Revenues Over Maximum Costs	Pay Year 1	Pay Year 2	Pay Year 3	Pay Year 4
Total Revenues	\$ 134,815	\$ 154,244	\$ 161,707	\$ 167,188
Less: Non Capital Costs	\$ 162,881	\$ 168,705	\$ 172,920	\$ 178,103
Less: Capital Costs	\$ 129,113	\$ 115,326	\$ 116,222	\$ 31,669
Equals: Revenue Over/(Under Costs)	\$ (157,179)	\$ (129,787)	\$ (127,435)	\$ (42,585)
Less: Impoundment Fund(s) Deposits	\$ -	\$ -	\$ -	\$ -
Equals: Net Revenue	\$ (157,179)	\$ (129,787)	\$ (127,435)	\$ (42,585)

Note (1): The City intends to fund aggregate capital costs (all Annexation Areas) with debt issued from annexation revenue (no new taxes)

Note (2): Net revenue in areas 1A, 1B, 1C, 3, 4, and 5 will be placed in an impoundment fund(s)

Revenues Over Minimal Costs with 5 Year DS	Pay Year 1	Pay Year 2	Pay Year 3	Pay Year 4
Total Revenues	\$ 134,815	\$ 154,244	\$ 161,707	\$ 167,188
Less: Non Capital Costs	\$ 113,488	\$ 118,643	\$ 121,356	\$ 124,992
Less: Capital Costs	\$ -	\$ 58,002	\$ 58,002	\$ 58,002
Equals: Revenue Over/(Under Costs)	\$ 21,328	\$ (22,401)	\$ (17,651)	\$ (15,807)
Less: Impoundment Fund(s) Deposits	\$ -	\$ -	\$ -	\$ -
Equals: Net Revenue	\$ 21,328	\$ (22,401)	\$ (17,651)	\$ (15,807)

Revenues Over Minimal Costs with 10 Year DS	Pay Year 1	Pay Year 2	Pay Year 3	Pay Year 4
Total Revenues	\$ 134,815	\$ 154,244	\$ 161,707	\$ 167,188
Less: Non Capital Costs	\$ 113,488	\$ 118,643	\$ 121,356	\$ 124,992
Less: Capital Costs	\$ -	\$ 30,827	\$ 30,827	\$ 30,827
Equals: Revenue Over/(Under Costs)	\$ 21,328	\$ 4,774	\$ 9,524	\$ 11,368
Less: Impoundment Fund(s) Deposits	\$ 21,328	\$ 4,774	\$ 9,524	\$ -
Equals: Net Revenue	\$ -	\$ -	\$ -	\$ 11,368

City of Bloomington - Annexation

Revenues Over Costs

All Departments Combined - Area 3: North Island Bloomington Annexation Area

September 10, 2021

Net unallocated revenue through the first three (3) years will be placed in an impoundment fund(s)
Impoundment funds will be used to enhance services to the respective area

Revenues Over Maximum Costs with 5 Year DS	Pay Year 1	Pay Year 2	Pay Year 3	Pay Year 4
Total Revenues	\$ 134,815	\$ 154,244	\$ 161,707	\$ 167,188
Less: Non Capital Costs	\$ 162,881	\$ 168,705	\$ 172,920	\$ 178,103
Less: Capital Costs	\$ -	\$ 84,628	\$ 84,628	\$ 84,628
Equals: Revenue Over/(Under Costs)	\$ (28,066)	\$ (99,089)	\$ (95,841)	\$ (95,544)
Less: Impoundment Fund(s) Deposits	\$ -	\$ -	\$ -	\$ -
Equals: Net Revenue	\$ (28,066)	\$ (99,089)	\$ (95,841)	\$ (95,544)

Revenues Over Maximum Costs with 10 Year DS	Pay Year 1	Pay Year 2	Pay Year 3	Pay Year 4
Total Revenues	\$ 134,815	\$ 154,244	\$ 161,707	\$ 167,188
Less: Non Capital Costs	\$ 162,881	\$ 168,705	\$ 172,920	\$ 178,103
Less: Capital Costs	\$ -	\$ 44,979	\$ 44,979	\$ 44,979
Equals: Revenue Over/(Under Costs)	\$ (28,066)	\$ (59,439)	\$ (56,192)	\$ (55,894)
Less: Impoundment Fund(s) Deposits	\$ -	\$ -	\$ -	\$ -
Equals: Net Revenue	\$ (28,066)	\$ (59,439)	\$ (56,192)	\$ (55,894)

Revenues Over Maximum Costs with 20 Year DS	Pay Year 1	Pay Year 2	Pay Year 3	Pay Year 4
Total Revenues	\$ 134,815	\$ 154,244	\$ 161,707	\$ 167,188
Less: Non Capital Costs	\$ 162,881	\$ 168,705	\$ 172,920	\$ 178,103
Less: Capital Costs	\$ -	\$ 25,586	\$ 25,586	\$ 25,586
Equals: Revenue Over/(Under Costs)	\$ (28,066)	\$ (40,047)	\$ (36,799)	\$ (36,502)
Less: Impoundment Fund(s) Deposits	\$ -	\$ -	\$ -	\$ -
Equals: Net Revenue	\$ (28,066)	\$ (40,047)	\$ (36,799)	\$ (36,502)

City of Bloomington - Annexation

Projected Non-Capital & Capital Expenses

All Departments Combined - Area 3: North Island Bloomington Annexation Area

September 10, 2021

Expense Items	Year 1		Year 2		Year 3		Year 4	
	Minimum Costs	Maximum Costs	Minimum Costs	Maximum Costs	Minimum Costs	Maximum Costs	Minimum Costs	Maximum Costs
Total Non Capital Expenses	\$ 113,488	\$ 162,881	\$ 118,643	\$ 168,705	\$ 121,356	\$ 172,920	\$ 124,992	\$ 178,103
Total Capital Expenses	\$ 85,565	\$ 129,113	\$ 77,047	\$ 115,326	\$ 77,851	\$ 116,222	\$ 28,432	\$ 31,669
Total Non Cap/Capital Exp	\$ 199,053	\$ 291,994	\$ 195,690	\$ 284,031	\$ 199,207	\$ 289,142	\$ 153,424	\$ 209,773

City of Bloomington

Sources & Uses

September 10, 2021

Minimum Capital Costs - 5 Year Bond

Sources

Bond Proceeds	\$ 271,631
Total Sources	\$ 271,631

Uses

Capital Projects	\$ 268,895
Issuance Costs	\$ 4,571
Misc.	\$ 1,213
Capitalized Interest	\$ -
Total Uses	\$ 274,679

Interest Rate 2.0%
Payback Period (in Years) 5

PRELIMINARY AMORTIZATION SCHEDULE

PERIOD	PAYMENT	INTEREST	PRINCIPAL	BALANCE
1	\$ 29,001.19	\$ 2,716.31	\$ 25,963.06	\$ 245,667.96
2	\$ 29,001.19	\$ 2,456.68	\$ 26,222.69	\$ 219,445.27
3	\$ 29,001.19	\$ 2,194.45	\$ 26,484.91	\$ 192,960.36
4	\$ 29,001.19	\$ 1,929.60	\$ 26,749.76	\$ 166,210.59
5	\$ 29,001.19	\$ 1,662.11	\$ 27,017.26	\$ 139,193.33
6	\$ 29,001.19	\$ 1,391.93	\$ 27,287.43	\$ 111,905.90
7	\$ 29,001.19	\$ 1,119.06	\$ 27,560.31	\$ 84,345.59
8	\$ 29,001.19	\$ 843.46	\$ 27,835.91	\$ 56,509.68
9	\$ 29,001.19	\$ 565.10	\$ 28,114.27	\$ 28,395.41
10	\$ 29,001.19	\$ 283.95	\$ 28,395.41	\$ 0.00

Note: Assumes two (2) payments per year (ex: 1st year would include PERIOD 1 and 2)

Note: Assumes payments will begin in 1st Pay Year (Year 2 of Annexation)

Note: All estimates shown are preliminary (actual results may vary and may be material)

City of Bloomington

Sources & Uses

September 10, 2021

Maximum Capital Costs - 5 Year Bond

Sources

Bond Proceeds	\$	396,322
Total Sources	\$	396,322

Uses

Capital Projects	\$	392,330
Issuance Costs	\$	6,670
Misc.	\$	1,770
Capitalized Interest	\$	-
Total Uses	\$	400,770

Interest Rate 2.0%
Payback Period (in Years) 5

PRELIMINARY AMORTIZATION SCHEDULE

PERIOD	PAYMENT	INTEREST	PRINCIPAL	BALANCE
1	\$ 42,314.08	\$ 3,963.22	\$ 37,881.31	\$ 358,440.99
2	\$ 42,314.08	\$ 3,584.41	\$ 38,260.12	\$ 320,180.87
3	\$ 42,314.08	\$ 3,201.81	\$ 38,642.72	\$ 281,538.15
4	\$ 42,314.08	\$ 2,815.38	\$ 39,029.15	\$ 242,509.00
5	\$ 42,314.08	\$ 2,425.09	\$ 39,419.44	\$ 203,089.56
6	\$ 42,314.08	\$ 2,030.90	\$ 39,813.64	\$ 163,275.92
7	\$ 42,314.08	\$ 1,632.76	\$ 40,211.77	\$ 123,064.15
8	\$ 42,314.08	\$ 1,230.64	\$ 40,613.89	\$ 82,450.26
9	\$ 42,314.08	\$ 824.50	\$ 41,020.03	\$ 41,430.23
10	\$ 42,314.08	\$ 414.30	\$ 41,430.23	\$ -

Note: Assumes two (2) payments per year (ex: 1st year would include PERIOD 1 and 2)

Note: Assumes payments will begin in 1st Pay Year (Year 2 of Annexation)

Note: All estimates shown are preliminary (actual results may vary and may be material)

City of Bloomington

Sources & Uses

September 10, 2021

Maximum Capital Costs - 10 Year Bond

Sources

Bond Proceeds	\$	396,322
Total Sources	\$	396,322

Uses

Capital Projects	\$	392,330
Issuance Costs	\$	6,670
Misc.	\$	1,770
Capitalized Interest	\$	-
Total Uses	\$	400,770

Interest Rate 2.25%
Payback Period (in Years) 10

PRELIMINARY AMORTIZATION SCHEDULE

PERIOD	PAYMENT	INTEREST	PRINCIPAL	BALANCE
1	\$ 22,489.31	\$ 4,458.63	\$ 17,781.12	\$ 378,541.18
2	\$ 22,489.31	\$ 4,258.59	\$ 17,981.16	\$ 360,560.02
3	\$ 22,489.31	\$ 4,056.30	\$ 18,183.45	\$ 342,376.57
4	\$ 22,489.31	\$ 3,851.74	\$ 18,388.01	\$ 323,988.56
5	\$ 22,489.31	\$ 3,644.87	\$ 18,594.88	\$ 305,393.68
6	\$ 22,489.31	\$ 3,435.68	\$ 18,804.07	\$ 286,589.61
7	\$ 22,489.31	\$ 3,224.13	\$ 19,015.62	\$ 267,573.99
8	\$ 22,489.31	\$ 3,010.21	\$ 19,229.54	\$ 248,344.45
9	\$ 22,489.31	\$ 2,793.88	\$ 19,445.87	\$ 228,898.58
10	\$ 22,489.31	\$ 2,575.11	\$ 19,664.64	\$ 209,233.94
11	\$ 22,489.31	\$ 2,353.88	\$ 19,885.87	\$ 189,348.07
12	\$ 22,489.31	\$ 2,130.17	\$ 20,109.58	\$ 169,238.49
13	\$ 22,489.31	\$ 1,903.93	\$ 20,335.82	\$ 148,902.67
14	\$ 22,489.31	\$ 1,675.16	\$ 20,564.59	\$ 128,338.08
15	\$ 22,489.31	\$ 1,443.80	\$ 20,795.95	\$ 107,542.13
16	\$ 22,489.31	\$ 1,209.85	\$ 21,029.90	\$ 86,512.23
17	\$ 22,489.31	\$ 973.26	\$ 21,266.49	\$ 65,245.74
18	\$ 22,489.31	\$ 734.01	\$ 21,505.73	\$ 43,740.01
19	\$ 22,489.31	\$ 492.08	\$ 21,747.67	\$ 21,992.34
20	\$ 22,489.31	\$ 247.41	\$ 21,992.34	\$ -

Note: Assumes two (2) payments per year (ex: 1st year would include PERIOD 1 and 2)

Note: Assumes payments will begin in 1st Pay Year (Year 2 of Annexation)

Note: All estimates shown are preliminary (actual results may vary and may be material)

City of Bloomington

Sources & Uses

September 10, 2021

Minimum Capital Costs - 10 Year Bond

Sources

Bond Proceeds	\$ 271,631
Total Sources	\$ 271,631

Uses

Capital Projects	\$ 268,895
Issuance Costs	\$ 4,571
Misc.	\$ 1,213
Capitalized Interest	\$ -
Total Uses	\$ 274,679

Interest Rate 2.25%
Payback Period (in Years) 10

PRELIMINARY AMORTIZATION SCHEDULE

PERIOD	PAYMENT	INTEREST	PRINCIPAL	BALANCE
1	\$ 15,413.70	\$ 3,055.85	\$ 12,186.81	\$ 259,444.21
2	\$ 15,413.70	\$ 2,918.75	\$ 12,323.91	\$ 247,120.29
3	\$ 15,413.70	\$ 2,780.10	\$ 12,462.56	\$ 234,657.74
4	\$ 15,413.70	\$ 2,639.90	\$ 12,602.76	\$ 222,054.98
5	\$ 15,413.70	\$ 2,498.12	\$ 12,744.54	\$ 209,310.44
6	\$ 15,413.70	\$ 2,354.74	\$ 12,887.92	\$ 196,422.52
7	\$ 15,413.70	\$ 2,209.75	\$ 13,032.91	\$ 183,389.62
8	\$ 15,413.70	\$ 2,063.13	\$ 13,179.53	\$ 170,210.09
9	\$ 15,413.70	\$ 1,914.86	\$ 13,327.80	\$ 156,882.30
10	\$ 15,413.70	\$ 1,764.93	\$ 13,477.73	\$ 143,404.56
11	\$ 15,413.70	\$ 1,613.30	\$ 13,629.36	\$ 129,775.21
12	\$ 15,413.70	\$ 1,459.97	\$ 13,782.69	\$ 115,992.52
13	\$ 15,413.70	\$ 1,304.92	\$ 13,937.74	\$ 102,054.78
14	\$ 15,413.70	\$ 1,148.12	\$ 14,094.54	\$ 87,960.23
15	\$ 15,413.70	\$ 989.55	\$ 14,253.11	\$ 73,707.13
16	\$ 15,413.70	\$ 829.21	\$ 14,413.45	\$ 59,293.67
17	\$ 15,413.70	\$ 667.05	\$ 14,575.60	\$ 44,718.07
18	\$ 15,413.70	\$ 503.08	\$ 14,739.58	\$ 29,978.49
19	\$ 15,413.70	\$ 337.26	\$ 14,905.40	\$ 15,073.09
20	\$ 15,413.70	\$ 169.57	\$ 15,073.09	\$ -

Note: Assumes two (2) payments per year (ex: 1st year would include PERIOD 1 and 2)

Note: Assumes payments will begin in 1st Pay Year (Year 2 of Annexation)

Note: All estimates shown are preliminary (actual results may vary and may be material)

City of Bloomington

Sources & Uses

September 10, 2021

Maximum Capital Costs - 20 Year Bond

Sources

Bond Proceeds	\$	396,322
Total Sources	\$	396,322

Uses

Capital Projects	\$	392,330
Issuance Costs	\$	6,670
Misc.	\$	1,770
Capitalized Interest	\$	-
Total Uses	\$	400,770
Interest Rate	2.5%	
Payback Period (in Years)	20	

PRELIMINARY AMORTIZATION SCHEDULE

PERIOD	PAYMENT	INTEREST	PRINCIPAL	BALANCE
1	\$ 12,793.13	\$ 4,954.03	\$ 7,697.14	\$ 388,625.16
2	\$ 12,793.13	\$ 4,857.81	\$ 7,793.35	\$ 380,831.81
3	\$ 12,793.13	\$ 4,760.40	\$ 7,890.77	\$ 372,941.04
4	\$ 12,793.13	\$ 4,661.76	\$ 7,989.41	\$ 364,951.63
5	\$ 12,793.13	\$ 4,561.90	\$ 8,089.27	\$ 356,862.36
6	\$ 12,793.13	\$ 4,460.78	\$ 8,190.39	\$ 348,671.97
7	\$ 12,793.13	\$ 4,358.40	\$ 8,292.77	\$ 340,379.20
8	\$ 12,793.13	\$ 4,254.74	\$ 8,396.43	\$ 331,982.78
9	\$ 12,793.13	\$ 4,149.78	\$ 8,501.38	\$ 323,481.39
10	\$ 12,793.13	\$ 4,043.52	\$ 8,607.65	\$ 314,873.74
11	\$ 12,793.13	\$ 3,935.92	\$ 8,715.25	\$ 306,158.49
12	\$ 12,793.13	\$ 3,826.98	\$ 8,824.19	\$ 297,334.31
13	\$ 12,793.13	\$ 3,716.68	\$ 8,934.49	\$ 288,399.82
14	\$ 12,793.13	\$ 3,605.00	\$ 9,046.17	\$ 279,353.65
15	\$ 12,793.13	\$ 3,491.92	\$ 9,159.25	\$ 270,194.40
16	\$ 12,793.13	\$ 3,377.43	\$ 9,273.74	\$ 260,920.66
17	\$ 12,793.13	\$ 3,261.51	\$ 9,389.66	\$ 251,531.00
18	\$ 12,793.13	\$ 3,144.14	\$ 9,507.03	\$ 242,023.97
19	\$ 12,793.13	\$ 3,025.30	\$ 9,625.87	\$ 232,398.10
20	\$ 12,793.13	\$ 2,904.98	\$ 9,746.19	\$ 222,651.91
21	\$ 12,793.13	\$ 2,783.15	\$ 9,868.02	\$ 212,783.89
22	\$ 12,793.13	\$ 2,659.80	\$ 9,991.37	\$ 202,792.52
23	\$ 12,793.13	\$ 2,534.91	\$ 10,116.26	\$ 192,676.26
24	\$ 12,793.13	\$ 2,408.45	\$ 10,242.72	\$ 182,433.54
25	\$ 12,793.13	\$ 2,280.42	\$ 10,370.75	\$ 172,062.80
26	\$ 12,793.13	\$ 2,150.78	\$ 10,500.38	\$ 161,562.41
27	\$ 12,793.13	\$ 2,019.53	\$ 10,631.64	\$ 150,930.77
28	\$ 12,793.13	\$ 1,886.63	\$ 10,764.53	\$ 140,166.24
29	\$ 12,793.13	\$ 1,752.08	\$ 10,899.09	\$ 129,267.15
30	\$ 12,793.13	\$ 1,615.84	\$ 11,035.33	\$ 118,231.82
31	\$ 12,793.13	\$ 1,477.90	\$ 11,173.27	\$ 107,058.55
32	\$ 12,793.13	\$ 1,338.23	\$ 11,312.94	\$ 95,745.61
33	\$ 12,793.13	\$ 1,196.82	\$ 11,454.35	\$ 84,291.27
34	\$ 12,793.13	\$ 1,053.64	\$ 11,597.53	\$ 72,693.74
35	\$ 12,793.13	\$ 908.67	\$ 11,742.50	\$ 60,951.24
36	\$ 12,793.13	\$ 761.89	\$ 11,889.28	\$ 49,061.96
37	\$ 12,793.13	\$ 613.27	\$ 12,037.89	\$ 37,024.07
38	\$ 12,793.13	\$ 462.80	\$ 12,188.37	\$ 24,835.70
39	\$ 12,793.13	\$ 310.45	\$ 12,340.72	\$ 12,494.98
40	\$ 12,793.13	\$ 156.19	\$ 12,494.98	\$ -

Note: Assumes two (2) payments per year (ex: 1st year would include PERIOD 1 and 2)

Note: Assumes payments will begin in 1st Pay Year (Year 2 of Annexation)

Note: All estimates shown are preliminary (actual results may vary and may be material)

City of Bloomington - Annexation

Projected Non-Capital & Capital Expenses
City Clerk Department - Area 3: North Island Bloomington Annexation Area
September 10, 2021

IF ONLY AREA 3 IS ANNEXED

Expense Items	Year 1				Year 2				Year 3				Year 4			
	Number	Minimum Costs	Number	Maximum Costs	Number	Minimum Costs	Number	Maximum Costs	Number	Minimum Costs	Number	Maximum Costs	Number	Minimum Costs	Number	Maximum Costs
Non Capital Expenses																
Total Non Capital Expenses		\$ -		\$ -		\$ -		\$ -		\$ -		\$ -		\$ -		\$ -
Capital Expenses																
Total Capital Expenses		\$ -		\$ -		\$ -		\$ -		\$ -		\$ -		\$ -		\$ -
Total Non Cap/Capital Exp		\$ -		\$ -		\$ -		\$ -		\$ -		\$ -		\$ -		\$ -

City of Bloomington - Annexation

Projected Non-Capital & Capital Expenses
Community & Family Resources Department - Area 3: North Island Bloomington Annexation Area
September 10, 2021

IF ONLY AREA 3 IS ANNEXED																
Expense Items	Year 1				Year 2				Year 3				Year 4			
	Number	Minimum Costs	Number	Maximum Costs	Number	Minimum Costs	Number	Maximum Costs	Number	Minimum Costs	Number	Maximum Costs	Number	Minimum Costs	Number	Maximum Costs
Non Capital Expenses																
New Employees	0.01	\$ 653	0.01	\$ 653	0.01	\$ 673	0.01	\$ 673	0.01	\$ 693	0.01	\$ 693	0.01	\$ 714	0.01	\$ 714
Marketing	0.01	\$ 87	0.01	\$ 87	0.01	\$ 90	0.01	\$ 90	0.01	\$ 92	0.01	\$ 92	0.01	\$ 95	0.01	\$ 95
New Program Development	0.01	\$ 272	0.01	\$ 272	0.01	\$ 280	0.01	\$ 280	0.01	\$ 289	0.01	\$ 289	0.01	\$ 298	0.01	\$ 298
Total Non Capital Expenses		\$ 1,013		\$ 1,013		\$ 1,043		\$ 1,043		\$ 1,075		\$ 1,075		\$ 1,107		\$ 1,107
Capital Expenses																
Total Capital Expenses		\$ -		\$ -		\$ -		\$ -		\$ -		\$ -		\$ -		\$ -
Total Non Cap/Capital Exp		\$ 1,013		\$ 1,013		\$ 1,043		\$ 1,043		\$ 1,075		\$ 1,075		\$ 1,107		\$ 1,107

Note (1): Years 2, 3, and 4 assume a 3% increase due to cost of inflation.

City of Bloomington - Annexation

Projected Non-Capital & Capital Expenses
Controller Department - Area 3: North Island Bloomington Annexation Area
September 10, 2021

IF ONLY AREA 3 IS ANNEXED

Expense Items	Year 1				Year 2				Year 3				Year 4			
	Number	Minimum Costs	Number	Maximum Costs	Number	Minimum Costs	Number	Maximum Costs	Number	Minimum Costs	Number	Maximum Costs	Number	Minimum Costs	Number	Maximum Costs
Non Capital Expenses																
New Employees			0.00	\$ -			0.00	\$ -			0.00	\$ -			0.00	\$ -
Supplies			0.00	\$ -			0.00	\$ -			0.00	\$ -			0.00	\$ -
Total Non Capital Expenses		\$ -		\$ -		\$ -		\$ -		\$ -		\$ -		\$ -		\$ -
Capital Expenses																
Total Capital Expenses		\$ -		\$ -		\$ -		\$ -		\$ -		\$ -		\$ -		\$ -
Total Non Cap/Capital Exp		\$ -		\$ -		\$ -		\$ -		\$ -		\$ -		\$ -		\$ -

Note (1): Years 2, 3, and 4 assume a 3% increase due to cost of inflation.

City of Bloomington - Annexation

Projected Non-Capital & Capital Expenses
Council Department - Area 3: North Island Bloomington Annexation Area
September 10, 2021

IF ONLY AREA 3 IS ANNEXED

Expense Items	Year 1				Year 2				Year 3				Year 4			
	Number	Minimum Costs	Number	Maximum Costs	Number	Minimum Costs	Number	Maximum Costs	Number	Minimum Costs	Number	Maximum Costs	Number	Minimum Costs	Number	Maximum Costs
Non Capital Expenses																
Total Non Capital Expenses		\$ -		\$ -		\$ -		\$ -		\$ -		\$ -		\$ -		\$ -
Capital Expenses																
Total Capital Expenses		\$ -		\$ -		\$ -		\$ -		\$ -		\$ -		\$ -		\$ -
Total Non Cap/Capital Exp		\$ -		\$ -		\$ -		\$ -		\$ -		\$ -		\$ -		\$ -

IF ONLY AREA 3 IS ANNEXED

Expense Items	Year 1				Year 2				Year 3				Year 4			
	Number	Minimum Costs	Number	Maximum Costs	Number	Minimum Costs	Number	Maximum Costs	Number	Minimum Costs	Number	Maximum Costs	Number	Minimum Costs	Number	Maximum Costs
Non Capital Expenses																
Labor Support \$160k - \$75k x 2 Years	0.01	\$ 817	0.01	\$ 817	0.01	\$ 817	0.01	\$ 817		\$ -		\$ -		\$ -		\$ -
Total Non Capital Expenses		\$ 817		\$ 817		\$ 817		\$ 817		\$ -		\$ -		\$ -		\$ -
Capital Expenses																
Total Capital Expenses		\$ -		\$ -		\$ -		\$ -		\$ -		\$ -		\$ -		\$ -
Total Non Cap/Capital Exp		\$ 817		\$ 817		\$ 817		\$ 817		\$ -		\$ -		\$ -		\$ -

Note (1): Non capital expenses for Years 2, 3, and 4 assume a 3% increase due to cost of inflation.

City of Bloomington - Annexation

Projected Non-Capital & Capital Expenses

Engineering Department - Area 3: North Island Bloomington Annexation Area

September 10, 2021

IF ONLY AREA 3 IS ANNEXED

Expense Items	Year 1				Year 2				Year 3				Year 4			
	Number	Minimum Costs	Number	Maximum Costs	Number	Minimum Costs	Number	Maximum Costs	Number	Minimum Costs	Number	Maximum Costs	Number	Minimum Costs	Number	Maximum Costs
Non Capital Expenses																
New Project Manager	0.01	\$ 545	0.01	\$ 588	0.01	\$ 561	0.01	\$ 606	0.01	\$ 578	0.01	\$ 624	0.01	\$ 595	0.01	\$ 643
New Engineering Field Specialist	0.01	\$ 523	0.01	\$ 566	0.01	\$ 538	0.01	\$ 583	0.01	\$ 555	0.01	\$ 601	0.01	\$ 571	0.01	\$ 619
Supplies	0.01	\$ 71	0.01	\$ 71	0.01	\$ 73	0.01	\$ 73	0.01	\$ 75	0.01	\$ 75	0.01	\$ 77	0.01	\$ 77
Travel, Dues & Instructions	0.01	\$ 16	0.01	\$ 16	0.01	\$ 17	0.01	\$ 17	0.01	\$ 17	0.01	\$ 17	0.01	\$ 18	0.01	\$ 18
Total Non Capital Expenses		\$ 1,154		\$ 1,242		\$ 1,189		\$ 1,279		\$ 1,225		\$ 1,317		\$ 1,262		\$ 1,357
Capital Expenses																
Trucks	0.01	\$ 363	0.01	\$ 363	0.01	\$ 363	0.01	\$ 363	0.01	\$ 363	0.01	\$ 363	0.00	\$ -	0.00	\$ -
Phones/Tablets	0.01	\$ 7	0.01	\$ 7	0.01	\$ 7	0.01	\$ 7	0.01	\$ 7	0.01	\$ 7	0.00	\$ -	0.00	\$ -
Work Space Expansion	0.01	\$ 363	0.01	\$ 726	0.01	\$ 363	0.01	\$ 726	0.01	\$ 363	0.01	\$ 726	0.00	\$ -	0.00	\$ -
Engineering Projects	0.004	\$ 6,172	0.004	\$ 6,172	0.004	\$ 6,172	0.004	\$ 6,172	0.004	\$ 6,172	0.004	\$ 6,172	0.00	\$ -	0.00	\$ -
Total Capital Expenses		\$ 6,905		\$ 7,268		\$ 6,905		\$ 7,268		\$ 6,905		\$ 7,268		\$ -		\$ -
Total Non Cap/Capital Exp		\$ 8,059		\$ 8,510		\$ 8,094		\$ 8,547		\$ 8,130		\$ 8,585		\$ 1,262		\$ 1,357

Note (1): Non capital expenses for Years 2, 3, and 4 assume a 3% increase due to cost of inflation.

City of Bloomington - Annexation

Projected Non-Capital & Capital Expenses

Fire Department - Area 3: North Island Bloomington Annexation Area

September 10, 2021

IF ONLY AREA 3 IS ANNEXED

Expense Items	Year 1				Year 2				Year 3				Year 4			
	Number	Minimum Costs	Number	Maximum Costs	Number	Minimum Costs	Number	Maximum Costs	Number	Minimum Costs	Number	Maximum Costs	Number	Minimum Costs	Number	Maximum Costs
Non Capital Expenses																
Captains	0.00	\$ -	0.00	\$ -	0.00	\$ -	0.00	\$ -	0.00	\$ -	0.00	\$ -	0.00	\$ -	0.00	\$ -
Chauffeurs	0.00	\$ -	0.00	\$ -	0.00	\$ -	0.00	\$ -	0.00	\$ -	0.00	\$ -	0.00	\$ -	0.00	\$ -
Firefighters	0.00	\$ -	0.00	\$ -	0.00	\$ -	0.00	\$ -	0.00	\$ -	0.00	\$ -	0.00	\$ -	0.00	\$ -
Deputy Fire Marshal	0.00	\$ -	0.00	\$ -	0.00	\$ -	0.00	\$ -	0.00	\$ -	0.00	\$ -	0.00	\$ -	0.00	\$ -
Apparatus Operating Maintenance	0.00	\$ -	0.00	\$ -	0.00	\$ -	0.00	\$ -	0.00	\$ -	0.00	\$ -	0.00	\$ -	0.00	\$ -
Fire Station Annual Maintenance	0.00	\$ -	0.00	\$ -	0.00	\$ -	0.00	\$ -	0.00	\$ -	0.00	\$ -	0.00	\$ -	0.00	\$ -
Total Non Capital Expenses		\$ -		\$ -		\$ -		\$ -		\$ -		\$ -		\$ -		\$ -
Capital Expenses																
Station Upgrade	0.00	\$ -	0.00	\$ -												
Fire Engine Pumper	0.00	\$ -	0.00	\$ -												
SCBA Inventory	0.00	\$ -	0.00	\$ -												
Personal Protective Equipment	0.00	\$ -	0.00	\$ -												
Office Reconfiguration/Furniture	0.00	\$ -	0.00	\$ -												
Communication Equipment	0.00	\$ -	0.00	\$ -												
Total Capital Expenses		\$ -		\$ -		\$ -		\$ -		\$ -		\$ -		\$ -		\$ -
Total Non Cap/Capital Exp		\$ -		\$ -		\$ -		\$ -		\$ -		\$ -		\$ -		\$ -

Note (1): Based on supplying fire protection to Richland and Salt Creek Townships.

City of Bloomington - Annexation

Projected Non-Capital & Capital Expenses

HAND Department - Area 3: North Island Bloomington Annexation Area

September 10, 2021

IF ONLY AREA 3 IS ANNEXED

Expense Items	Year 1				Year 2				Year 3				Year 4			
	Number	Minimum Costs	Number	Maximum Costs	Number	Minimum Costs	Number	Maximum Costs	Number	Minimum Costs	Number	Maximum Costs	Number	Minimum Costs	Number	Maximum Costs
Non Capital Expenses																
Neighborhood Compliance Officer (NCO)	0.00	\$ -	0.00	\$ -	0.00	\$ -	0.00	\$ -	0.00	\$ -	0.00	\$ -	0.00	\$ -	0.00	\$ -
Administrative Assistant	0.01	\$ 373	0.02	\$ 746	0.01	\$ 384	0.02	\$ 769	0.01	\$ 396	0.02	\$ 792	0.01	\$ 408	0.02	\$ 816
Supplies/Other	0.01	\$ 33	0.01	\$ 54	0.01	\$ 34	0.01	\$ 56	0.01	\$ 35	0.01	\$ 58	0.01	\$ 36	0.01	\$ 60
NCO Inspection Tools	0.00	\$ -	0.00	\$ -												
Total Non Capital Expenses		\$ 406		\$ 801		\$ 418		\$ 825		\$ 431		\$ 850		\$ 444		\$ 875
Capital Expenses																
NCO Vehicles	0.00	\$ -	0.00	\$ -												
NCO Technology	0.00	\$ -	0.00	\$ -												
Total Capital Expenses		\$ -		\$ -		\$ -		\$ -		\$ -		\$ -		\$ -		\$ -
Total Non Cap/Capital Exp		\$ 406		\$ 801		\$ 418		\$ 825		\$ 431		\$ 850		\$ 444		\$ 875

Note (1): Non capital expenses for Years 2, 3, and 4 assume a 3% increase due to cost of inflation.

City of Bloomington - Annexation

Projected Non-Capital & Capital Expenses
Human Resources Department - Area 3: North Island Bloomington Annexation Area
September 10, 2021

IF ONLY AREA 3 IS ANNEXED

Expense Items	Year 1				Year 2				Year 3				Year 4			
	Number	Minimum Costs	Number	Maximum Costs	Number	Minimum Costs	Number	Maximum Costs	Number	Minimum Costs	Number	Maximum Costs	Number	Minimum Costs	Number	Maximum Costs
Non Capital Expenses																
Special Project Manager	0.02	\$ 1,296	0.02	\$ 1,296	0.02	\$ 1,335	0.02	\$ 1,335	0.02	\$ 1,375	0.02	\$ 1,375	0.02	\$ 1,416	0.02	\$ 1,416
Administrative Assistant	0.02	\$ 664	0.02	\$ 664	0.02	\$ 684	0.02	\$ 684	0.02	\$ 704	0.02	\$ 704	0.02	\$ 725	0.02	\$ 725
Training/Professional Dues	0.02	\$ 12	0.02	\$ 12	0.02	\$ 13	0.02	\$ 13	0.02	\$ 13	0.02	\$ 13	0.02	\$ 14	0.02	\$ 14
Supplies	0.02	\$ 8	0.02	\$ 8	0.02	\$ 8	0.02	\$ 8	0.02	\$ 8	0.02	\$ 8	0.02	\$ 9	0.02	\$ 9
Total Non Capital Expenses		\$ 1,980		\$ 1,980		\$ 2,039		\$ 2,039		\$ 2,100		\$ 2,100		\$ 2,163		\$ 2,163
Capital Expenses																
Computer/Office Equip	0.01	\$ 13	0.01	\$ 26	0.01	\$ 13	0.01	\$ 26	0.01	\$ 13	0.01	\$ 26	0.00	\$ -	0.00	\$ -
Total Capital Expenses		\$ 13		\$ 26		\$ 13		\$ 26		\$ 13		\$ 26		\$ -		\$ -
Total Non Cap/Capital Exp		\$ 1,993		\$ 2,006		\$ 2,052		\$ 2,065		\$ 2,113		\$ 2,127		\$ 2,163		\$ 2,163

Note (1): Non capital expenses for Years 2, 3, and 4 assume a 3% increase due to cost of inflation.

City of Bloomington - Annexation

Projected Non-Capital & Capital Expenses

ITS Department - Area 3: North Island Bloomington Annexation Area

September 10, 2021

IF ONLY AREA 3 IS ANNEXED

Expense Items	Year 1				Year 2				Year 3				Year 4			
	Number	Minimum Costs	Number	Maximum Costs	Number	Minimum Costs	Number	Maximum Costs	Number	Minimum Costs	Number	Maximum Costs	Number	Minimum Costs	Number	Maximum Costs
Non Capital Expenses																
Tech Support Specialist	0.01	\$ 381	0.01	\$ 762	0.01	\$ 785	0.01	\$ 785	0.01	\$ 809	0.01	\$ 809	0.01	\$ 833	0.01	\$ 833
Application Analyst	0.01	\$ 926	0.01	\$ 926	0.01	\$ 954	0.01	\$ 954	0.01	\$ 982	0.01	\$ 982	0.01	\$ 1,012	0.01	\$ 1,012
GIS Specialist	0.01	\$ 408	0.01	\$ 817	0.01	\$ 841	0.01	\$ 841	0.01	\$ 867	0.01	\$ 867	0.01	\$ 893	0.01	\$ 893
Junior Systems/Network Admin	0	\$ -	0	\$ -	0.01	\$ 817	0.01	\$ 817	0.01	\$ 841	0.01	\$ 841	0.01	\$ 867	0.01	\$ 867
Software Licenses & Maintenance	0.01	\$ 5	0.01	\$ 5	0.01	\$ 150	0.01	\$ 150	0.01	\$ 150	0.01	\$ 150	0.01	\$ 150	0.01	\$ 150
Phone Service	0.01	\$ 10	0.01	\$ 10	0.01	\$ 10	0.01	\$ 10	0.01	\$ 10	0.01	\$ 10	0.01	\$ 11	0.01	\$ 11
New Facility Maintenance	0.01	\$ 54	0.01	\$ 54	0.01	\$ 56	0.01	\$ 56	0.01	\$ 58	0.01	\$ 58	0.01	\$ 60	0.01	\$ 60
Total Non Capital Expenses		\$ 1,785		\$ 2,574		\$ 3,613		\$ 3,613		\$ 3,717		\$ 3,717		\$ 3,824		\$ 3,824
Capital Expenses																
Hardware (Tech) for Staff	0.004	\$ 7	0.004	\$ 7	0.004	\$ 7	0.004	\$ 7	0.004	\$ 7	0.004	\$ 7	0.000	\$ -	0.000	\$ -
Existing Facility Improvements	0.004	\$ 36	0.004	\$ 73	0.004	\$ 36	0.004	\$ 73	0.004	\$ 36	0.004	\$ 73	0.000	\$ -	0.000	\$ -
New Facility	0.004	\$ 109	0.004	\$ 218	0.004	\$ 109	0.004	\$ 218	0.004	\$ 109	0.004	\$ 218	0.000	\$ -	0.000	\$ -
Total Capital Expenses		\$ 152		\$ 298		\$ 152		\$ 298		\$ 152		\$ 298		\$ -		\$ -
Total Non Cap/Capital Exp		\$ 1,937		\$ 2,872		\$ 3,766		\$ 3,911		\$ 3,869		\$ 4,015		\$ 3,824		\$ 3,824

Note (1): Non capital expenses for Years 2, 3, and 4 assume a 3% increase due to cost of inflation.

City of Bloomington - Annexation

Projected Non-Capital & Capital Expenses
Legal Department - Area 3: North Island Bloomington Annexation Area
September 10, 2021

IF ONLY AREA 3 IS ANNEXED

Expense Items	Year 1				Year 2				Year 3				Year 4			
	Number	Minimum Costs	Number	Maximum Costs	Number	Minimum Costs	Number	Maximum Costs	Number	Minimum Costs	Number	Maximum Costs	Number	Minimum Costs	Number	Maximum Costs
Non Capital Expenses																
		\$ -		\$ -		\$ -		\$ -		\$ -		\$ -		\$ -		\$ -
Total Non Capital Expenses		\$ -		\$ -		\$ -		\$ -		\$ -		\$ -		\$ -		\$ -
Capital Expenses																
Total Capital Expenses		\$ -		\$ -		\$ -		\$ -		\$ -		\$ -		\$ -		\$ -
Total Non Cap/Capital Exp		\$ -		\$ -		\$ -		\$ -		\$ -		\$ -		\$ -		\$ -

Note (1): Non capital expenses for Years 2, 3, and 4 assume a 3% increase due to cost of inflation.

City of Bloomington - Annexation

Projected Non-Capital & Capital Expenses
Mayor Department - Area 3: North Island Bloomington Annexation Area
September 10, 2021

IF ONLY AREA 3 IS ANNEXED

Expense Items	Year 1				Year 2				Year 3				Year 4			
	Number	Minimum Costs	Number	Maximum Costs	Number	Minimum Costs	Number	Maximum Costs	Number	Minimum Costs	Number	Maximum Costs	Number	Minimum Costs	Number	Maximum Costs
Non Capital Expenses																
New Employee	0.01	\$ 1,634	0.01	\$ 1,634	0.01	\$ 1,683	0.01	\$ 1,683	0.01	\$ 1,733	0.01	\$ 1,733	0.01	\$ 1,785	0.01	\$ 1,785
Total Non Capital Expenses		\$ 1,634		\$ 1,634		\$ 1,683		\$ 1,683		\$ 1,733		\$ 1,733		\$ 1,785		\$ 1,785
Capital Expenses																
Total Capital Expenses		\$ -		\$ -		\$ -		\$ -		\$ -		\$ -		\$ -		\$ -
Total Non Cap/Capital Exp		\$ 1,634		\$ 1,634		\$ 1,683		\$ 1,683		\$ 1,733		\$ 1,733		\$ 1,785		\$ 1,785

City of Bloomington - Annexation

Projected Non-Capital & Capital Expenses

Parks Department - Area 3: North Island Bloomington Annexation Area

September 10, 2021

IF ONLY AREA 3 IS ANNEXED

Expense Items	Year 1				Year 2				Year 3				Year 4			
	Number	Minimum Costs	Number	Maximum Costs	Number	Minimum Costs	Number	Maximum Costs	Number	Minimum Costs	Number	Maximum Costs	Number	Minimum Costs	Number	Maximum Costs
Non Capital Expenses																
Seasonal Employee	0.02	\$ 715	0.08	\$ 2,860	0.02	\$ 736	0.08	\$ 2,945	0.02	\$ 758	0.08	\$ 3,034	0.02	\$ 781	0.08	\$ 3,125
Full Time Staff	0.01	\$ 466	0.01	\$ 466	0.01	\$ 480	0.01	\$ 480	0.01	\$ 494	0.01	\$ 494	0.01	\$ 509	0.01	\$ 509
Labor - Grounds & Facilities	0.01	\$ 249	0.01	\$ 748	0.01	\$ 256	0.01	\$ 770	0.01	\$ 264	0.01	\$ 793	0.01	\$ 272	0.01	\$ 817
Supplies - Grounds & Facilities	0.01	\$ 100	0.01	\$ 300	0.01	\$ 103	0.01	\$ 309	0.01	\$ 106	0.01	\$ 318	0.01	\$ 109	0.01	\$ 327
Miscellaneous	0.01	\$ 22	0.01	\$ 67	0.01	\$ 23	0.01	\$ 69	0.01	\$ 24	0.01	\$ 71	0.01	\$ 25	0.01	\$ 74
Total Non Capital Expenses		\$ 1,552		\$ 4,440		\$ 1,599		\$ 4,573		\$ 1,647		\$ 4,710		\$ 1,696		\$ 4,852
Capital Expenses																
Parks/Trails/Enhancements	0.14	\$ 10,044	0.33	\$ 24,490	0.14	\$ 10,044	0.33	\$ 24,490	0.14	\$ 10,044	0.33	\$ 24,490	0.00	\$ -	0.00	\$ -
Total Capital Expenses		\$ 10,044		\$ 24,490		\$ 10,044		\$ 24,490		\$ 10,044		\$ 24,490		\$ -		\$ -
Total Non Cap/Capital Exp		\$ 11,596		\$ 28,930		\$ 11,643		\$ 29,063		\$ 11,691		\$ 29,200		\$ 1,696		\$ 4,852

Note (1): Non capital expenses for Years 2, 3, and 4 assume a 3% increase due to cost of inflation.

City of Bloomington - Annexation

Projected Non-Capital & Capital Expenses

Planning Department - Area 3: North Island Bloomington Annexation Area

September 10, 2021

IF ONLY AREA 3 IS ANNEXED

Expense Items	Year 1				Year 2				Year 3				Year 4			
	Number	Minimum Costs	Number	Maximum Costs	Number	Minimum Costs	Number	Maximum Costs	Number	Minimum Costs	Number	Maximum Costs	Number	Minimum Costs	Number	Maximum Costs
Non Capital Expenses																
Development Services (DS) - Zoning Planner (1)	0.00	\$ -	0.00	\$ -	0.00	\$ -	0.00	\$ -	0.00	\$ -	0.00	\$ -	0.00	\$ -	0.00	\$ -
(DS) - Senior Zoning Planner (1)	0.00	\$ -	0.00	\$ -	0.00	\$ -	0.00	\$ -	0.00	\$ -	0.00	\$ -	0.00	\$ -	0.00	\$ -
(DS) - Zoning Compliance Planner (1)	0.00	\$ -	0.00	\$ -	0.00	\$ -	0.00	\$ -	0.00	\$ -	0.00	\$ -	0.00	\$ -	0.00	\$ -
Miscellaneous	0.00	\$ -	0.00	\$ -	0.00	\$ -	0.00	\$ -	0.00	\$ -	0.00	\$ -	0.00	\$ -	0.00	\$ -
Total Non Capital Expenses		\$ -		\$ -		\$ -		\$ -		\$ -		\$ -		\$ -		\$ -
Capital Expenses																
Zoning New Land Mass	0.00	\$ -	0.00	\$ -												
Database	0.00	\$ -	0.00	\$ -												
Total Capital Expenses		\$ -		\$ -		\$ -		\$ -		\$ -		\$ -		\$ -		\$ -
Total Non Cap/Capital Exp		\$ -		\$ -		\$ -		\$ -		\$ -		\$ -		\$ -		\$ -

Note (1): Non capital expenses for Years 2, 3, and 4 assume a 3% increase due to cost of inflation.

City of Bloomington - Annexation

Projected Non-Capital & Capital Expenses

Police Department (SWORN) - Area 3: North Island Bloomington Annexation Area

September 10, 2021

IF ONLY AREA 3 IS ANNEXED

Expense Items	Year 1				Year 2				Year 3				Year 4			
	Number	Minimum Costs	Number	Maximum Costs	Number	Minimum Costs	Number	Maximum Costs	Number	Minimum Costs	Number	Maximum Costs	Number	Minimum Costs	Number	Maximum Costs
Non Capital Expenses																
Sworn Officer	0.35	\$ 30,304	0.50	\$ 43,435	0.35	\$ 31,213	0.50	\$ 44,738	0.35	\$ 32,149	0.50	\$ 46,080	0.35	\$ 33,113	0.50	\$ 47,463
Sworn Detective	0.14	\$ 12,067	0.25	\$ 22,123	0.14	\$ 12,429	0.25	\$ 22,787	0.14	\$ 12,802	0.25	\$ 23,471	0.14	\$ 13,186	0.25	\$ 24,175
Sworn Sergeant	0.15	\$ 14,748	0.25	\$ 24,580	0.15	\$ 15,190	0.25	\$ 25,317	0.15	\$ 15,646	0.25	\$ 26,077	0.15	\$ 16,116	0.25	\$ 26,859
Sworn Lieutenant	0.00	\$ -	0.00	\$ -	0.00	\$ -	0.00	\$ -	0.00	\$ -	0.00	\$ -	0.00	\$ -	0.00	\$ -
Sworn Administrator - Captain	0.00	\$ -	0.00	\$ -	0.00	\$ -	0.00	\$ -	0.00	\$ -	0.00	\$ -	0.00	\$ -	0.00	\$ -
Total Non Capital Expenses		\$ 57,119		\$ 90,138		\$ 58,832		\$ 92,843		\$ 60,597		\$ 95,628		\$ 62,415		\$ 98,497
Capital Expenses																
MDT	0.16	\$ 446	0.26	\$ 723	0.16	\$ 446	0.26	\$ 723	0.16	\$ 446	0.26	\$ 723	0.00	\$ -	0.00	\$ -
Mobile Radio	0.16	\$ 478	0.26	\$ 775	0.16	\$ 478	0.26	\$ 775	0.16	\$ 478	0.26	\$ 775	0.00	\$ -	0.00	\$ -
Car Equipment	0.16	\$ 797	0.26	\$ 1,292	0.16	\$ 797	0.26	\$ 1,292	0.16	\$ 797	0.26	\$ 1,292	0.00	\$ -	0.00	\$ -
Car Build-out	0.16	\$ 159	0.26	\$ 258	0.16	\$ 159	0.26	\$ 258	0.16	\$ 159	0.26	\$ 258	0.00	\$ -	0.00	\$ -
Cradlepoints/Atennas/Cables	0.16	\$ 319	0.26	\$ 517	0.16	\$ 319	0.26	\$ 517	0.16	\$ 319	0.26	\$ 517	0.00	\$ -	0.00	\$ -
Computer	0.10	\$ 157	0.17	\$ 267	0.10	\$ 157	0.17	\$ 267	0.10	\$ 157	0.17	\$ 267	0.00	\$ -	0.00	\$ -
Patrol Cars	0.16	\$ 4,463	0.26	\$ 7,233	0.16	\$ 4,463	0.26	\$ 7,233	0.16	\$ 4,463	0.26	\$ 7,233	0.00	\$ -	0.00	\$ -
Stop Sticks	0.06	\$ 32	0.09	\$ 46	0.06	\$ 32	0.09	\$ 46	0.06	\$ 32	0.09	\$ 46	0.00	\$ -	0.00	\$ -
Vehicle Wrap	0.06	\$ 48	0.09	\$ 69	0.06	\$ 48	0.09	\$ 69	0.06	\$ 48	0.09	\$ 69	0.00	\$ -	0.00	\$ -
AEDs (Defibrilators)	0.06	\$ 134	0.09	\$ 193	0.06	\$ 134	0.09	\$ 193	0.06	\$ 134	0.09	\$ 193	0.00	\$ -	0.00	\$ -
Misc Car Equipment	0.06	\$ 13	0.09	\$ 18	0.06	\$ 13	0.09	\$ 18	0.06	\$ 13	0.09	\$ 18	0.00	\$ -	0.00	\$ -
Body Cams/Licensing	0.12	\$ 233	0.17	\$ 333	0.12	\$ 233	0.17	\$ 333	0.12	\$ 233	0.17	\$ 333	0.00	\$ -	0.00	\$ -
Officer Gear	0.12	\$ 1,012	0.17	\$ 1,450	0.12	\$ 1,012	0.17	\$ 1,450	0.12	\$ 1,012	0.17	\$ 1,450	0.00	\$ -	0.00	\$ -
Building/Office Space	0.12	\$ 892	0.17	\$ 1,278	0.12	\$ 892	0.17	\$ 1,278	0.12	\$ 892	0.17	\$ 1,278	0.00	\$ -	0.00	\$ -
Cell Phone	0.10	\$ 19	0.17	\$ 33	0.10	\$ 19	0.17	\$ 33	0.10	\$ 19	0.17	\$ 33	0.00	\$ -	0.00	\$ -
Laptop	0.00	\$ -	0.00	\$ -	0.00	\$ -	0.00	\$ -	0.00	\$ -	0.00	\$ -	0.00	\$ -	0.00	\$ -
Interceptor SUV	0.00	\$ -	0.00	\$ -	0.00	\$ -	0.00	\$ -	0.00	\$ -	0.00	\$ -	0.00	\$ -	0.00	\$ -
Officer Furniture	0.02	\$ 4	0.03	\$ 6	0.02	\$ 4	0.03	\$ 6	0.02	\$ 4	0.03	\$ 6	0.00	\$ -	0.00	\$ -
Detective Furniture	0.05	\$ 66	0.08	\$ 121	0.05	\$ 66	0.08	\$ 121	0.05	\$ 66	0.08	\$ 121	0.00	\$ -	0.00	\$ -
Sergeant Furniture	0.03	\$ 26	0.06	\$ 44	0.03	\$ 26	0.06	\$ 44	0.03	\$ 26	0.06	\$ 44	0.00	\$ -	0.00	\$ -
Lieutenant Furniture	0.00	\$ -	0.00	\$ -	0.00	\$ -	0.00	\$ -	0.00	\$ -	0.00	\$ -	0.00	\$ -	0.00	\$ -
Admin Furniture	0.00	\$ -	0.00	\$ -	0.00	\$ -	0.00	\$ -	0.00	\$ -	0.00	\$ -	0.00	\$ -	0.00	\$ -
Total Capital Expenses		\$ 9,299		\$ 14,656		\$ 9,299		\$ 14,656		\$ 9,299		\$ 14,656		\$ -		\$ -
Total Non Cap/Capital Exp		\$ 66,418		\$ 104,794		\$ 68,131		\$ 107,498		\$ 69,896		\$ 110,284		\$ 62,415		\$ 98,497

Note (1): Non capital expenses for Years 2, 3, and 4 assume a 3% increase due to cost of inflation.

City of Bloomington - Annexation

Projected Non-Capital & Capital Expenses
Police Department (CIVILIAN) - Area 3: North Island Bloomington Annexation Area
September 10, 2021

IF ONLY AREA 3 IS ANNEXED

Expense Items	Year 1				Year 2				Year 3				Year 4			
	Number	Minimum Costs	Number	Maximum Costs	Number	Minimum Costs	Number	Maximum Costs	Number	Minimum Costs	Number	Maximum Costs	Number	Minimum Costs	Number	Maximum Costs
Non Capital Expenses																
Civilian Records Clerk	0.00	\$ -	0.00	\$ -	0.00	\$ -	0.00	\$ -	0.00	\$ -	0.00	\$ -	0.00	\$ -	0.00	\$ -
Civilian Comm Service Specialist	0.00	\$ -	0.00	\$ -	0.00	\$ -	0.00	\$ -	0.00	\$ -	0.00	\$ -	0.00	\$ -	0.00	\$ -
Civilian Evidence Technician	0.00	\$ -	0.00	\$ -	0.00	\$ -	0.00	\$ -	0.00	\$ -	0.00	\$ -	0.00	\$ -	0.00	\$ -
Civilian Social Worker	0.00	\$ -	0.00	\$ -	0.00	\$ -	0.00	\$ -	0.00	\$ -	0.00	\$ -	0.00	\$ -	0.00	\$ -
Civilian Admin - Office Manager	0.00	\$ -	0.00	\$ -	0.00	\$ -	0.00	\$ -	0.00	\$ -	0.00	\$ -	0.00	\$ -	0.00	\$ -
Total Non Capital Expenses		\$ -		\$ -		\$ -		\$ -		\$ -		\$ -		\$ -		\$ -
Capital Expenses																
Desktop Computer	0.00	\$ -	0.00	\$ -												
Evidence Tech Computer	0.00	\$ -	0.00	\$ -												
Laptop Computer	0.00	\$ -	0.00	\$ -												
Headset	0.00	\$ -	0.00	\$ -												
OnBase Licensing (Workflow)	0.00	\$ -	0.00	\$ -												
Building/Office Space	0.00	\$ -	0.00	\$ -												
Comm Service Furniture	0.00	\$ -	0.00	\$ -												
Evidence Tech Furniture	0.00	\$ -	0.00	\$ -												
Social Worker Furniture	0.00	\$ -	0.00	\$ -												
Admin Furniture	0.00	\$ -	0.00	\$ -												
Comm Serv/Social Worker Uniform	0.00	\$ -	0.00	\$ -												
Cell Phone	0.00	\$ -	0.00	\$ -												
Portable Radio	0.00	\$ -	0.00	\$ -												
Interceptor SUV	0.00	\$ -	0.00	\$ -												
Car Equipment	0.00	\$ -	0.00	\$ -												
Car Build-Out	0.00	\$ -	0.00	\$ -												
Cradlepoints/Antennas/Cables	0.00	\$ -	0.00	\$ -												
AED (Defibrillator)	0.00	\$ -	0.00	\$ -												
Misc Car Equipment	0.00	\$ -	0.00	\$ -												
MDT	0.00	\$ -	0.00	\$ -												
Mobile Radio	0.00	\$ -	0.00	\$ -												
Vehicle Wrap	0.00	\$ -	0.00	\$ -												
Evidence Tech Vehicle	0.00	\$ -	0.00	\$ -												
Evidence Tech Uniform	0.00	\$ -	0.00	\$ -												
Social Worker Vehicle	0.00	\$ -	0.00	\$ -												
Total Capital Expenses		\$ -		\$ -		\$ -		\$ -		\$ -		\$ -		\$ -		\$ -
Total Non Cap/Capital Exp		\$ -		\$ -		\$ -		\$ -		\$ -		\$ -		\$ -		\$ -

Note (1): Non capital expenses for Years 2, 3, and 4 assume a 3% increase due to cost of inflation.

City of Bloomington - Annexation

Projected Non-Capital & Capital Expenses

Public Works Department - Area 3: North Island Bloomington Annexation Area

September 10, 2021

IF ONLY AREA 3 IS ANNEXED

Expense Items	Year 1				Year 2				Year 3				Year 4			
	Number	Minimum Costs	Number	Maximum Costs	Number	Minimum Costs	Number	Maximum Costs	Number	Minimum Costs	Number	Maximum Costs	Number	Minimum Costs	Number	Maximum Costs
Non Capital Expenses																
Admin - Deputy Director	0.01	\$ 599	0.01	\$ 1,198	0.01	\$ 617	0.01	\$ 1,234	0.01	\$ 635	0.01	\$ 1,271	0.01	\$ 655	0.01	\$ 1,309
Animal Control Officers	0.08	\$ 3,767	0.08	\$ 3,767	0.08	\$ 3,880	0.08	\$ 3,880	0.08	\$ 3,996	0.08	\$ 3,996	0.08	\$ 4,116	0.08	\$ 4,116
Animal Control Secretary	0.03	\$ 983	0.03	\$ 983	0.03	\$ 1,013	0.03	\$ 1,013	0.03	\$ 1,043	0.03	\$ 1,043	0.03	\$ 1,074	0.03	\$ 1,074
Animal Control Training	0.03	\$ 157	0.03	\$ 157	0.03	\$ 161	0.03	\$ 161	0.03	\$ 166	0.03	\$ 166	0.03	\$ 171	0.03	\$ 171
Animal Control OT/On-Call Pay	0.03	\$ 130	0.03	\$ 130	0.03	\$ 134	0.03	\$ 134	0.03	\$ 138	0.03	\$ 138	0.03	\$ 143	0.03	\$ 143
Animal Control Uniforms/Safety Vests	0.05	\$ 68	0.05	\$ 68	0.05	\$ 70	0.05	\$ 70	0.05	\$ 72	0.05	\$ 72	0.05	\$ 74	0.05	\$ 74
Animal Control Interlocal	0.03	\$ 3,061	0.03	\$ 3,061	0.03	\$ 3,153	0.03	\$ 3,153	0.03	\$ 3,248	0.03	\$ 3,248	0.03	\$ 3,345	0.03	\$ 3,345
Facilities Maintenance Custodian	0.00	\$ -	0.01	\$ 599	0.00	\$ -	0.01	\$ 617	0.00	\$ -	0.01	\$ 635	0.00	\$ -	0.01	\$ 655
Fleet Maintenance Mechanic	0.01	\$ 817	0.02	\$ 1,634	0.01	\$ 841	0.02	\$ 1,683	0.01	\$ 867	0.02	\$ 1,733	0.01	\$ 893	0.02	\$ 1,785
Street MEO FTE's	0.19	\$ 12,461	0.31	\$ 20,768	0.19	\$ 12,835	0.31	\$ 21,391	0.19	\$ 13,220	0.31	\$ 22,033	0.19	\$ 13,616	0.31	\$ 22,694
Sanitation MEO FTE's	0.00	\$ -	0.00	\$ -	0.00	\$ -	0.00	\$ -	0.00	\$ -	0.00	\$ -	0.00	\$ -	0.00	\$ -
Street Lane Markings	0.30	\$ 7,500	0.30	\$ 7,500	0.30	\$ 7,725	0.30	\$ 7,725	0.30	\$ 7,957	0.30	\$ 7,957	0.30	\$ 8,195	0.30	\$ 8,195
Street Sweeping Disposal	0.30	\$ 1,500	0.30	\$ 1,500	0.30	\$ 1,545	0.30	\$ 1,545	0.30	\$ 1,591	0.30	\$ 1,591	0.30	\$ 1,639	0.30	\$ 1,639
Street Annual Signal Maintenance	0.30	\$ 3,000	0.30	\$ 3,000	0.30	\$ 3,090	0.30	\$ 3,090	0.30	\$ 3,183	0.30	\$ 3,183	0.30	\$ 3,278	0.30	\$ 3,278
Street Lighting Energy & Maint	10.60	\$ 1,869	12.47	\$ 2,199	10.60	\$ 1,925	12.47	\$ 2,265	10.60	\$ 1,983	12.47	\$ 2,332	10.60	\$ 2,042	12.47	\$ 2,402
Street Snow Events	0.25	\$ 3,125	0.38	\$ 4,688	0.25	\$ 3,219	0.38	\$ 4,828	0.25	\$ 3,315	0.38	\$ 4,973	0.25	\$ 3,415	0.38	\$ 5,122
Total Non Capital Expenses		\$ 39,037		\$ 51,251		\$ 40,208		\$ 52,789		\$ 41,414		\$ 54,372		\$ 42,657		\$ 56,004
Capital Expenses																
Street Lighting Equip Costs (1)	3.53	\$ 8,602	4.16	\$ 10,120	3.53	\$ 8,602	4.16	\$ 10,120	3.53	\$ 8,602	4.16	\$ 10,120	0.00	\$ -	0.00	\$ -
Animal Control Vehicles	0.01	\$ 391	0.01	\$ 391	0.01	\$ 391	0.01	\$ 391	0.01	\$ 391	0.01	\$ 391	0.00	\$ -	0.00	\$ -
Animal Capture & Handling Equip	0.01	\$ 10	0.01	\$ 10	0.01	\$ 10	0.01	\$ 10	0.01	\$ 10	0.01	\$ 10	0.00	\$ -	0.00	\$ -
Animal Control Livestock Trailer	0.01	\$ 10	0.01	\$ 10	0.01	\$ 10	0.01	\$ 10	0.01	\$ 10	0.01	\$ 10	0.00	\$ -	0.00	\$ -
Facilities Maintenance Vehicle	0.00	\$ 127	0.00	\$ 127	0.00	\$ 127	0.00	\$ 127	0.00	\$ 127	0.00	\$ 127	0.00	\$ -	0.00	\$ -
Fleet Maintenance Garage	0.00	\$ 1,089	0.00	\$ 3,630	0.00	\$ 1,089	0.00	\$ 3,630	0.00	\$ 1,089	0.00	\$ 3,630	0.00	\$ -	0.00	\$ -
Street Tandem Dump Truck	0.06	\$ 12,500	0.10	\$ 20,833	0.06	\$ 12,500	0.10	\$ 20,833	0.06	\$ 12,500	0.10	\$ 20,833	0.00	\$ -	0.00	\$ -
Street Leafer	0.03	\$ 1,944	0.08	\$ 5,833	0.03	\$ 1,944	0.08	\$ 5,833	0.03	\$ 1,944	0.08	\$ 5,833	0.00	\$ -	0.00	\$ -
Street Sweeper	0.00	\$ -	0.01	\$ 2,083	0.00	\$ -	0.01	\$ 2,083	0.00	\$ -	0.01	\$ 2,083	0.00	\$ -	0.00	\$ -
Street Mill Work (Number = Miles)	0.15	\$ 7,572	0.17	\$ 8,435	0.15	\$ 7,800	0.17	\$ 8,688	0.15	\$ 8,034	0.17	\$ 8,949	0.15	\$ 8,275	0.17	\$ 9,217
Street Resurface (Number = Miles)	0.15	\$ 18,447	0.17	\$ 20,547	0.15	\$ 19,000	0.17	\$ 21,164	0.15	\$ 19,570	0.17	\$ 21,799	0.15	\$ 20,157	0.17	\$ 22,453
Sanitation Trucks	0.00	\$ -	0.00	\$ -	0.00	\$ -	0.00	\$ -	0.00	\$ -	0.00	\$ -	0.00	\$ -	0.00	\$ -
Sanitation Trash/Recycling Carts	107.67	\$ 5,383	107.67	\$ 5,383	107.67	\$ 5,383	107.67	\$ 5,383	107.67	\$ 5,383	107.67	\$ 5,383	0.00	\$ -	0.00	\$ -
Total Capital Expenses		\$ 56,077		\$ 77,405		\$ 56,858		\$ 78,274		\$ 57,662		\$ 79,170		\$ 28,432		\$ 31,669
Total Non Cap/Capital Exp		\$ 95,114		\$ 128,656		\$ 97,065		\$ 131,063		\$ 99,076		\$ 133,542		\$ 71,088		\$ 87,673

Note (1): Non capital expenses for Years 2, 3, and 4 assume a 3% increase due to cost of inflation.

IF ONLY AREA 3 IS ANNEXED

Expense Items	Year 1				Year 2				Year 3				Year 4			
	Number	Minimum Costs	Number	Maximum Costs	Number	Minimum Costs	Number	Maximum Costs	Number	Minimum Costs	Number	Maximum Costs	Number	Minimum Costs	Number	Maximum Costs
Non Capital Expenses																
BT Access	0.01	\$ 2,091	0.01	\$ 2,091	0.01	\$ 2,154	0.01	\$ 2,154	0.01	\$ 2,218	0.01	\$ 2,218	0.01	\$ 2,285	0.01	\$ 2,285
Ivy Tech/Part 48 Industrial Park Service	0.00	\$ -	0.00	\$ -	0.00	\$ -	0.00	\$ -	0.00	\$ -	0.00	\$ -	0.00	\$ -	0.00	\$ -
S.Rogers/Fullerton Pk Operating Cost	0.00	\$ -	0.00	\$ -	0.00	\$ -	0.00	\$ -	0.00	\$ -	0.00	\$ -	0.00	\$ -	0.00	\$ -
Total Non Capital Expenses		\$ 2,091		\$ 2,091		\$ 2,154		\$ 2,154		\$ 2,218		\$ 2,218		\$ 2,285		\$ 2,285
Capital Expenses																
BT Access Vans	0.01	\$ 581	0.01	\$ 581	0.01	\$ 581	0.01	\$ 581	0.01	\$ 581	0.01	\$ 581	0.00	\$ -	0.00	\$ -
Ivy Tech/Part 48 Industrial Park Capital	0.00	\$ -	0.00	\$ -												
S.Rogers/Fullerton Pk Capital Cost	0.00	\$ -	0.00	\$ -												
Total Capital Expenses		\$ 581		\$ 581		\$ 581		\$ 581		\$ 581		\$ 581		\$ -		\$ -
Total Non Cap/Capital Exp		\$ 2,672		\$ 2,672		\$ 2,735		\$ 2,735		\$ 2,799		\$ 2,799		\$ 2,285		\$ 2,285

Note (1): Years 2, 3, and 4 assume a 3% increase due to cost of inflation.

Service to Ivy Tech/Part 48 Industrial Park

- * 60 minute frequency 256 days annually, 6 am to 7 pm, \$75.33/hour (Year 1 - 2022) operating cost
- * \$1,000,000 for one (1) new electric bus + \$25,000 for stops and shelters

Service to Monroe Hospital area

- * 60 minute frequency 256 days annually, 6 am to 7 pm, \$75.33/hour (Year 1 - 20220 operating cost for 2022
- * \$1,000,000 for one (1) new diesel bus + \$25,000 for stops and shelters

BT Access service

- * 30 additional daily trips, \$25.00/per trip cost x 256 days
- * \$160,000 capital cost (\$80,000 each) for two (2) new BT Access vehicles

City of Bloomington - Annexation

Projected Non-Capital & Capital Expenses

Utilities Department - Area 3: North Island Bloomington Annexation Area

September 10, 2021

IF ONLY AREA 3 IS ANNEXED

Expense Items	Year 1				Year 2				Year 3				Year 4			
	Number	Minimum Costs	Number	Maximum Costs	Number	Minimum Costs	Number	Maximum Costs	Number	Minimum Costs	Number	Maximum Costs	Number	Minimum Costs	Number	Maximum Costs
Non Capital Expenses																
Stormwater Employees	0.07	\$ 4,901	0.07	\$ 4,901	0.07	\$ 5,048	0.07	\$ 5,048	0.07	\$ 5,199	0.07	\$ 5,199	0.07	\$ 5,355	0.07	\$ 5,355
Total Non Capital Expenses		\$ 4,901		\$ 4,901		\$ 5,048		\$ 5,048		\$ 5,199		\$ 5,199		\$ 5,355		\$ 5,355
Capital Expenses																
Service Truck, Dump Truck, Backhoe	0.004	\$ 679	0.004	\$ 759	0.00	\$ 679	0.00	\$ 759	0.00	\$ 679	0.00	\$ 759	0.00	\$ -	0.00	\$ -
Infrastructure	0.004	\$ 1,815	0.004	\$ 3,630	0.00	\$ 1,815	0.00	\$ 3,630	0.00	\$ 1,815	0.00	\$ 3,630	0.00	\$ -	0.00	\$ -
Total Capital Expenses		\$ 2,494		\$ 4,389		\$ 2,494		\$ 4,389		\$ 2,494		\$ 4,389		\$ -		\$ -
Total Non Cap/Capital Exp		\$ 7,395		\$ 9,290		\$ 7,542		\$ 9,437		\$ 7,694		\$ 9,589		\$ 5,355		\$ 5,355

Note (1): Non capital expenses for Years 2, 3, and 4 assume a 3% increase due to cost of inflation.

City of Bloomington

Revenue Projections - By Annexation Area
September 10, 2021

AREA 3 - NORTH ISLAND ANNEXATION AREA - REVENUE PROJECTIONS

REVENUE SOURCE	ASSESSMENT YEAR YEAR 1	PAY YEAR 1 YEAR 2	PAY YEAR 2 YEAR 3	PAY YEAR 3 YEAR 4	PAY YEAR 4 YEAR 5
Bloomington City Impacts					
Annexation Adjustment (Max Levy)	\$ -	\$ 90,243	\$ 93,763	\$ 97,420	\$ 101,219
CCD Rate Reestablishment	\$ -	\$ 6,028	\$ 6,209	\$ 6,395	\$ 6,587
Less: Property Tax Cap Credits	\$ -	\$ (6,207)	\$ (6,449)	\$ (6,700)	\$ (6,962)
Equals: Subtotal - Net Property Tax	\$ -	\$ 90,065	\$ 93,523	\$ 97,115	\$ 100,844
Plus Local Income Tax:					
LIT Certified Shares	\$ -	\$ -	\$ 10,234	\$ 12,830	\$ 13,723
LIT Public Safety	\$ -	\$ -	\$ 4,685	\$ 5,212	\$ 5,368
Equals: Subtotal - Local Income Tax	\$ -	\$ -	\$ 14,920	\$ 18,042	\$ 19,091
Plus - Highway/Related Revenue:					
Motor Vehicle Highway Distribution	\$ -	\$ 8,536	\$ 8,536	\$ 8,536	\$ 8,536
Local Road & Street Distribution	\$ -	\$ 4,996	\$ 4,996	\$ 4,996	\$ 4,996
Wheel Tax	\$ -	\$ 7,251	\$ 7,251	\$ 7,251	\$ 7,251
Motor Vehicle/Aircraft Excise Tax	\$ -	\$ 6,659	\$ 6,919	\$ 7,189	\$ 7,469
Commercial Vehicle Excise Tax (CVET)	\$ -	\$ 462	\$ 479	\$ 498	\$ 517
Equals: Subtotal - Highway/Related Revenue	\$ -	\$ 27,905	\$ 28,182	\$ 28,471	\$ 28,770
Plus - Other Revenue:					
Financial Institutions Tax (FIT)	\$ -	\$ 1,706	\$ 1,772	\$ 1,840	\$ 1,911
ABC Excise Tax	\$ -	\$ 398	\$ 414	\$ 430	\$ 446
ABC Gallonage Tax	\$ -	\$ 890	\$ 925	\$ 961	\$ 998
Cigarette Tax	\$ -	\$ 1,010	\$ 1,049	\$ 1,090	\$ 1,133
Riverboat Wagering Distribution	\$ -	\$ 2,168	\$ 2,168	\$ 2,168	\$ 2,168
Equals: Subtotal - Other Revenue	\$ -	\$ 6,173	\$ 6,328	\$ 6,489	\$ 6,656
Total - City Impact Projections - Area 3	\$ -	\$ 124,142	\$ 142,953	\$ 150,116	\$ 155,362
Storm Water Impact - Storm Collection Fees	\$ 6,016	\$ 6,016	\$ 6,016	\$ 6,016	\$ 6,016
Bloomington Transit Impacts					
Annexation Adjustment (Max Levy)	\$ -	\$ 4,522	\$ 4,699	\$ 4,882	\$ 5,072
Less: Property Tax Cap Credits	\$ -	\$ (315)	\$ (327)	\$ (340)	\$ (353)
Equals: Subtotal - Net Property Tax	\$ -	\$ 4,207	\$ 4,371	\$ 4,542	\$ 4,719
Plus: Other Revenue					
Financial Institutions Tax (FIT)	\$ -	\$ 87	\$ 90	\$ 94	\$ 98
Motor Vehicle/Aircraft Excise Tax	\$ -	\$ 339	\$ 353	\$ 366	\$ 381
Commercial Vehicle Excise Tax (CVET)	\$ -	\$ 24	\$ 24	\$ 25	\$ 26
LIT Certified Shares	\$ -	\$ -	\$ 437	\$ 548	\$ 586
Equals: Subtotal - Other Revenue	\$ -	\$ 450	\$ 905	\$ 1,034	\$ 1,091
Total - Bloomington Transit Impacts	\$ -	\$ 4,657	\$ 5,276	\$ 5,576	\$ 5,810
Grand Total - Area 3 Impacts	\$ 6,016	\$ 134,815	\$ 154,244	\$ 161,707	\$ 167,188

City of Bloomington - Annexation

Revenues Over Costs

All Departments Combined - Area 4: Central Island Bloomington Annexation Area

September 10, 2021

Net unallocated revenue through the first three (3) years will be placed in an impoundment fund(s)
Impoundment funds will be used to enhance services to the respective area

Revenues Over Minimal Costs	Pay Year 1	Pay Year 2	Pay Year 3	Pay Year 4
Total Revenues	\$ 129,781	\$ 147,093	\$ 153,820	\$ 158,798
Less: Non Capital Costs	\$ 112,713	\$ 117,661	\$ 120,442	\$ 124,051
Less: Capital Costs	\$ 101,459	\$ 93,474	\$ 94,828	\$ 47,871
Equals: Revenue Over/(Under Costs)	\$ (84,391)	\$ (64,042)	\$ (61,450)	\$ (13,124)
Less: Impoundment Fund(s) Deposits	\$ -	\$ -	\$ -	\$ -
Equals: Net Revenue	\$ (84,391)	\$ (64,042)	\$ (61,450)	\$ (13,124)

Revenues Over Maximum Costs	Pay Year 1	Pay Year 2	Pay Year 3	Pay Year 4
Total Revenues	\$ 129,781	\$ 147,093	\$ 153,820	\$ 158,798
Less: Non Capital Costs	\$ 161,356	\$ 167,044	\$ 171,306	\$ 176,441
Less: Capital Costs	\$ 138,832	\$ 125,491	\$ 126,844	\$ 47,871
Equals: Revenue Over/(Under Costs)	\$ (170,407)	\$ (145,441)	\$ (144,330)	\$ (65,514)
Less: Impoundment Fund(s) Deposits	\$ -	\$ -	\$ -	\$ -
Equals: Net Revenue	\$ (170,407)	\$ (145,441)	\$ (144,330)	\$ (65,514)

Note (1): The City intends to fund aggregate capital costs (all Annexation Areas) with debt issued from annexation revenue (no new taxes)

Note (2): Net revenue in areas 1A, 1B, 1C, 3, 4, and 5 will be placed in an impoundment fund(s)

Revenues Over Minimal Costs with 5 Year DS	Pay Year 1	Pay Year 2	Pay Year 3	Pay Year 4
Total Revenues	\$ 129,781	\$ 147,093	\$ 153,820	\$ 158,798
Less: Non Capital Costs	\$ 112,713	\$ 117,661	\$ 120,442	\$ 124,051
Less: Capital Costs	\$ -	\$ 72,829	\$ 72,829	\$ 72,829
Equals: Revenue Over/(Under Costs)	\$ 17,068	\$ (43,397)	\$ (39,451)	\$ (38,082)
Less: Impoundment Fund(s) Deposits	\$ -	\$ -	\$ -	\$ -
Equals: Net Revenue	\$ 17,068	\$ (43,397)	\$ (39,451)	\$ (38,082)

Revenues Over Minimal Costs with 10 Year DS	Pay Year 1	Pay Year 2	Pay Year 3	Pay Year 4
Total Revenues	\$ 129,781	\$ 147,093	\$ 153,820	\$ 158,798
Less: Non Capital Costs	\$ 112,713	\$ 117,661	\$ 120,442	\$ 124,051
Less: Capital Costs	\$ -	\$ 38,708	\$ 38,708	\$ 38,708
Equals: Revenue Over/(Under Costs)	\$ 17,068	\$ (9,276)	\$ (5,329)	\$ (3,961)
Less: Impoundment Fund(s) Deposits	\$ -	\$ -	\$ 2,463	\$ -
Equals: Net Revenue	\$ 17,068	\$ (9,276)	\$ (7,792)	\$ (3,961)

City of Bloomington - Annexation

Revenues Over Costs

All Departments Combined - Area 4: Central Island Bloomington Annexation Area

September 10, 2021

Net unallocated revenue through the first three (3) years will be placed in an impoundment fund(s)
Impoundment funds will be used to enhance services to the respective area

Revenues Over Maximum Costs with 5 Year DS	Pay Year 1	Pay Year 2	Pay Year 3	Pay Year 4
Total Revenues	\$ 129,781	\$ 147,093	\$ 153,820	\$ 158,798
Less: Non Capital Costs	\$ 161,356	\$ 167,044	\$ 171,306	\$ 176,441
Less: Capital Costs	\$ -	\$ 94,703	\$ 94,703	\$ 94,703
Equals: Revenue Over/(Under Costs)	\$ (31,575)	\$ (114,654)	\$ (112,189)	\$ (112,346)
Less: Impoundment Fund(s) Deposits	\$ -	\$ -	\$ -	\$ -
Equals: Net Revenue	\$ (31,575)	\$ (114,654)	\$ (112,189)	\$ (112,346)

Revenues Over Maximum Costs with 10 Year DS	Pay Year 1	Pay Year 2	Pay Year 3	Pay Year 4
Total Revenues	\$ 129,781	\$ 147,093	\$ 153,820	\$ 158,798
Less: Non Capital Costs	\$ 161,356	\$ 167,044	\$ 171,306	\$ 176,441
Less: Capital Costs	\$ -	\$ 50,333	\$ 50,333	\$ 50,333
Equals: Revenue Over/(Under Costs)	\$ (31,575)	\$ (70,284)	\$ (67,819)	\$ (67,976)
Less: Impoundment Fund(s) Deposits	\$ -	\$ -	\$ -	\$ -
Equals: Net Revenue	\$ (31,575)	\$ (70,284)	\$ (67,819)	\$ (67,976)

Revenues Over Maximum Costs with 20 Year DS	Pay Year 1	Pay Year 2	Pay Year 3	Pay Year 4
Total Revenues	\$ 129,781	\$ 147,093	\$ 153,820	\$ 158,798
Less: Non Capital Costs	\$ 161,356	\$ 167,044	\$ 171,306	\$ 176,441
Less: Capital Costs	\$ -	\$ 28,632	\$ 28,632	\$ 28,632
Equals: Revenue Over/(Under Costs)	\$ (31,575)	\$ (48,583)	\$ (46,118)	\$ (46,275)
Less: Impoundment Fund(s) Deposits	\$ -	\$ -	\$ -	\$ -
Equals: Net Revenue	\$ (31,575)	\$ (48,583)	\$ (46,118)	\$ (46,275)

City of Bloomington - Annexation

Projected Non-Capital & Capital Expenses

All Departments Combined - Area 4: Central Island Bloomington Annexation Area

September 10, 2021

Expense Items	Year 1		Year 2		Year 3		Year 4	
	Minimum Costs	Maximum Costs	Minimum Costs	Maximum Costs	Minimum Costs	Maximum Costs	Minimum Costs	Maximum Costs
Total Non Capital Expenses	\$ 112,713	\$ 161,356	\$ 117,661	\$ 167,044	\$ 120,442	\$ 171,306	\$ 124,051	\$ 176,441
Total Capital Expenses	\$ 101,459	\$ 138,832	\$ 93,474	\$ 125,491	\$ 94,828	\$ 126,844	\$ 47,871	\$ 47,871
Total Non Cap/Capital Exp	\$ 214,172	\$ 300,188	\$ 211,136	\$ 292,534	\$ 215,270	\$ 298,150	\$ 171,922	\$ 224,312

City of Bloomington

Sources & Uses

September 10, 2021

Minimum Capital Costs - 5 Year Bond

Sources

Bond Proceeds	\$ 341,068
Total Sources	\$ 341,068

Uses

Capital Projects	\$ 337,632
Issuance Costs	\$ 5,740
Misc.	\$ 1,523
Capitalized Interest	\$ -
Total Uses	\$ 344,895

Interest Rate 2.0%
Payback Period (in Years) 5

PRELIMINARY AMORTIZATION SCHEDULE

PERIOD	PAYMENT	INTEREST	PRINCIPAL	BALANCE
1	\$ 36,414.71	\$ 3,410.68	\$ 32,599.95	\$ 308,467.64
2	\$ 36,414.71	\$ 3,084.68	\$ 32,925.95	\$ 275,541.69
3	\$ 36,414.71	\$ 2,755.42	\$ 33,255.21	\$ 242,286.48
4	\$ 36,414.71	\$ 2,422.86	\$ 33,587.76	\$ 208,698.72
5	\$ 36,414.71	\$ 2,086.99	\$ 33,923.64	\$ 174,775.09
6	\$ 36,414.71	\$ 1,747.75	\$ 34,262.87	\$ 140,512.21
7	\$ 36,414.71	\$ 1,405.12	\$ 34,605.50	\$ 105,906.71
8	\$ 36,414.71	\$ 1,059.07	\$ 34,951.56	\$ 70,955.16
9	\$ 36,414.71	\$ 709.55	\$ 35,301.07	\$ 35,654.08
10	\$ 36,414.71	\$ 356.54	\$ 35,654.08	\$ 0.00

Note: Assumes two (2) payments per year (ex: 1st year would include PERIOD 1 and 2)

Note: Assumes payments will begin in 1st Pay Year (Year 2 of Annexation)

Note: All estimates shown are preliminary (actual results may vary and may be material)

City of Bloomington

Sources & Uses

September 10, 2021

Maximum Capital Costs - 5 Year Bond

Sources

Bond Proceeds	\$ 443,506
Total Sources	\$ 443,506

Uses

Capital Projects	\$ 439,038
Issuance Costs	\$ 7,464
Misc.	\$ 1,980
Capitalized Interest	\$ -
Total Uses	\$ 448,482

Interest Rate 2.0%
Payback Period (in Years) 5

PRELIMINARY AMORTIZATION SCHEDULE

PERIOD	PAYMENT	INTEREST	PRINCIPAL	BALANCE
1	\$ 47,351.70	\$ 4,435.06	\$ 42,391.19	\$ 401,114.44
2	\$ 47,351.70	\$ 4,011.14	\$ 42,815.10	\$ 358,299.34
3	\$ 47,351.70	\$ 3,582.99	\$ 43,243.25	\$ 315,056.09
4	\$ 47,351.70	\$ 3,150.56	\$ 43,675.68	\$ 271,380.41
5	\$ 47,351.70	\$ 2,713.80	\$ 44,112.44	\$ 227,267.96
6	\$ 47,351.70	\$ 2,272.68	\$ 44,553.57	\$ 182,714.40
7	\$ 47,351.70	\$ 1,827.14	\$ 44,999.10	\$ 137,715.30
8	\$ 47,351.70	\$ 1,377.15	\$ 45,449.09	\$ 92,266.20
9	\$ 47,351.70	\$ 922.66	\$ 45,903.58	\$ 46,362.62
10	\$ 47,351.70	\$ 463.63	\$ 46,362.62	\$ -

Note: Assumes two (2) payments per year (ex: 1st year would include PERIOD 1 and 2)

Note: Assumes payments will begin in 1st Pay Year (Year 2 of Annexation)

Note: All estimates shown are preliminary (actual results may vary and may be material)

City of Bloomington

Sources & Uses

September 10, 2021

Minimum Capital Costs - 10 Year Bond

Sources

Bond Proceeds	\$ 341,068
Total Sources	\$ 341,068

Uses

Capital Projects	\$ 337,632
Issuance Costs	\$ 5,740
Misc.	\$ 1,523
Capitalized Interest	\$ -
Total Uses	\$ 344,895

Interest Rate 2.25%
Payback Period (in Years) 10

PRELIMINARY AMORTIZATION SCHEDULE

PERIOD	PAYMENT	INTEREST	PRINCIPAL	BALANCE
1	\$ 19,353.88	\$ 3,837.01	\$ 15,302.10	\$ 325,765.48
2	\$ 19,353.88	\$ 3,664.86	\$ 15,474.25	\$ 310,291.23
3	\$ 19,353.88	\$ 3,490.78	\$ 15,648.34	\$ 294,642.89
4	\$ 19,353.88	\$ 3,314.73	\$ 15,824.38	\$ 278,818.51
5	\$ 19,353.88	\$ 3,136.71	\$ 16,002.41	\$ 262,816.11
6	\$ 19,353.88	\$ 2,956.68	\$ 16,182.43	\$ 246,633.68
7	\$ 19,353.88	\$ 2,774.63	\$ 16,364.48	\$ 230,269.19
8	\$ 19,353.88	\$ 2,590.53	\$ 16,548.59	\$ 213,720.61
9	\$ 19,353.88	\$ 2,404.36	\$ 16,734.76	\$ 196,985.85
10	\$ 19,353.88	\$ 2,216.09	\$ 16,923.02	\$ 180,062.83
11	\$ 19,353.88	\$ 2,025.71	\$ 17,113.41	\$ 162,949.42
12	\$ 19,353.88	\$ 1,833.18	\$ 17,305.93	\$ 145,643.49
13	\$ 19,353.88	\$ 1,638.49	\$ 17,500.62	\$ 128,142.86
14	\$ 19,353.88	\$ 1,441.61	\$ 17,697.51	\$ 110,445.36
15	\$ 19,353.88	\$ 1,242.51	\$ 17,896.60	\$ 92,548.75
16	\$ 19,353.88	\$ 1,041.17	\$ 18,097.94	\$ 74,450.81
17	\$ 19,353.88	\$ 837.57	\$ 18,301.54	\$ 56,149.27
18	\$ 19,353.88	\$ 631.68	\$ 18,507.43	\$ 37,641.84
19	\$ 19,353.88	\$ 423.47	\$ 18,715.64	\$ 18,926.19
20	\$ 19,353.88	\$ 212.92	\$ 18,926.19	\$ -

Note: Assumes two (2) payments per year (ex: 1st year would include PERIOD 1 and 2)

Note: Assumes payments will begin in 1st Pay Year (Year 2 of Annexation)

Note: All estimates shown are preliminary (actual results may vary and may be material)

City of Bloomington

Sources & Uses

September 10, 2021

Maximum Capital Costs - 10 Year Bond

Sources

Bond Proceeds	\$	443,506
Total Sources	\$	443,506

Uses

Capital Projects	\$	439,038
Issuance Costs	\$	7,464
Misc.	\$	1,980
Capitalized Interest	\$	-
Total Uses	\$	448,482

Interest Rate 2.25%
Payback Period (in Years) 10

PRELIMINARY AMORTIZATION SCHEDULE

PERIOD	PAYMENT	INTEREST	PRINCIPAL	BALANCE
1	\$ 25,166.73	\$ 4,989.44	\$ 19,898.02	\$ 423,607.62
2	\$ 25,166.73	\$ 4,765.59	\$ 20,121.87	\$ 403,485.74
3	\$ 25,166.73	\$ 4,539.21	\$ 20,348.24	\$ 383,137.50
4	\$ 25,166.73	\$ 4,310.30	\$ 20,577.16	\$ 362,560.34
5	\$ 25,166.73	\$ 4,078.80	\$ 20,808.65	\$ 341,751.69
6	\$ 25,166.73	\$ 3,844.71	\$ 21,042.75	\$ 320,708.94
7	\$ 25,166.73	\$ 3,607.98	\$ 21,279.48	\$ 299,429.46
8	\$ 25,166.73	\$ 3,368.58	\$ 21,518.87	\$ 277,910.59
9	\$ 25,166.73	\$ 3,126.49	\$ 21,760.96	\$ 256,149.62
10	\$ 25,166.73	\$ 2,881.68	\$ 22,005.77	\$ 234,143.85
11	\$ 25,166.73	\$ 2,634.12	\$ 22,253.34	\$ 211,890.51
12	\$ 25,166.73	\$ 2,383.77	\$ 22,503.69	\$ 189,386.82
13	\$ 25,166.73	\$ 2,130.60	\$ 22,756.85	\$ 166,629.97
14	\$ 25,166.73	\$ 1,874.59	\$ 23,012.87	\$ 143,617.10
15	\$ 25,166.73	\$ 1,615.69	\$ 23,271.76	\$ 120,345.34
16	\$ 25,166.73	\$ 1,353.89	\$ 23,533.57	\$ 96,811.76
17	\$ 25,166.73	\$ 1,089.13	\$ 23,798.32	\$ 73,013.44
18	\$ 25,166.73	\$ 821.40	\$ 24,066.06	\$ 48,947.39
19	\$ 25,166.73	\$ 550.66	\$ 24,336.80	\$ 24,610.59
20	\$ 25,166.73	\$ 276.87	\$ 24,610.59	\$ -

Note: Assumes two (2) payments per year (ex: 1st year would include PERIOD 1 and 2)

Note: Assumes payments will begin in 1st Pay Year (Year 2 of Annexation)

Note: All estimates shown are preliminary (actual results may vary and may be material)

City of Bloomington

Sources & Uses

September 10, 2021

Maximum Capital Costs - 20 Year Bond

Sources

Bond Proceeds	\$	443,506
Total Sources	\$	443,506

Uses

Capital Projects	\$	439,038
Issuance Costs	\$	7,464
Misc.	\$	1,980
Capitalized Interest	\$	-
Total Uses	\$	448,482
Interest Rate	2.5%	
Payback Period (in Years)	20	

PRELIMINARY AMORTIZATION SCHEDULE

PERIOD	PAYMENT	INTEREST	PRINCIPAL	BALANCE
1	\$ 14,316.19	\$ 5,543.82	\$ 8,613.51	\$ 434,892.13
2	\$ 14,316.19	\$ 5,436.15	\$ 8,721.18	\$ 426,170.95
3	\$ 14,316.19	\$ 5,327.14	\$ 8,830.19	\$ 417,340.76
4	\$ 14,316.19	\$ 5,216.76	\$ 8,940.57	\$ 408,400.19
5	\$ 14,316.19	\$ 5,105.00	\$ 9,052.32	\$ 399,347.87
6	\$ 14,316.19	\$ 4,991.85	\$ 9,165.48	\$ 390,182.39
7	\$ 14,316.19	\$ 4,877.28	\$ 9,280.05	\$ 380,902.34
8	\$ 14,316.19	\$ 4,761.28	\$ 9,396.05	\$ 371,506.30
9	\$ 14,316.19	\$ 4,643.83	\$ 9,513.50	\$ 361,992.80
10	\$ 14,316.19	\$ 4,524.91	\$ 9,632.42	\$ 352,360.38
11	\$ 14,316.19	\$ 4,404.50	\$ 9,752.82	\$ 342,607.56
12	\$ 14,316.19	\$ 4,282.59	\$ 9,874.73	\$ 332,732.83
13	\$ 14,316.19	\$ 4,159.16	\$ 9,998.17	\$ 322,734.66
14	\$ 14,316.19	\$ 4,034.18	\$ 10,123.14	\$ 312,611.52
15	\$ 14,316.19	\$ 3,907.64	\$ 10,249.68	\$ 302,361.83
16	\$ 14,316.19	\$ 3,779.52	\$ 10,377.80	\$ 291,984.03
17	\$ 14,316.19	\$ 3,649.80	\$ 10,507.53	\$ 281,476.50
18	\$ 14,316.19	\$ 3,518.46	\$ 10,638.87	\$ 270,837.63
19	\$ 14,316.19	\$ 3,385.47	\$ 10,771.86	\$ 260,065.78
20	\$ 14,316.19	\$ 3,250.82	\$ 10,906.50	\$ 249,159.27
21	\$ 14,316.19	\$ 3,114.49	\$ 11,042.84	\$ 238,116.44
22	\$ 14,316.19	\$ 2,976.46	\$ 11,180.87	\$ 226,935.56
23	\$ 14,316.19	\$ 2,836.69	\$ 11,320.63	\$ 215,614.93
24	\$ 14,316.19	\$ 2,695.19	\$ 11,462.14	\$ 204,152.79
25	\$ 14,316.19	\$ 2,551.91	\$ 11,605.42	\$ 192,547.37
26	\$ 14,316.19	\$ 2,406.84	\$ 11,750.48	\$ 180,796.89
27	\$ 14,316.19	\$ 2,259.96	\$ 11,897.37	\$ 168,899.52
28	\$ 14,316.19	\$ 2,111.24	\$ 12,046.08	\$ 156,853.44
29	\$ 14,316.19	\$ 1,960.67	\$ 12,196.66	\$ 144,656.78
30	\$ 14,316.19	\$ 1,808.21	\$ 12,349.12	\$ 132,307.67
31	\$ 14,316.19	\$ 1,653.85	\$ 12,503.48	\$ 119,804.18
32	\$ 14,316.19	\$ 1,497.55	\$ 12,659.77	\$ 107,144.41
33	\$ 14,316.19	\$ 1,339.31	\$ 12,818.02	\$ 94,326.39
34	\$ 14,316.19	\$ 1,179.08	\$ 12,978.25	\$ 81,348.14
35	\$ 14,316.19	\$ 1,016.85	\$ 13,140.48	\$ 68,207.67
36	\$ 14,316.19	\$ 852.60	\$ 13,304.73	\$ 54,902.93
37	\$ 14,316.19	\$ 686.29	\$ 13,471.04	\$ 41,431.89
38	\$ 14,316.19	\$ 517.90	\$ 13,639.43	\$ 27,792.47
39	\$ 14,316.19	\$ 347.41	\$ 13,809.92	\$ 13,982.55
40	\$ 14,316.19	\$ 174.78	\$ 13,982.55	\$ -

Note: Assumes two (2) payments per year (ex: 1st year would include PERIOD 1 and 2)

Note: Assumes payments will begin in 1st Pay Year (Year 2 of Annexation)

Note: All estimates shown are preliminary (actual results may vary and may be material)

City of Bloomington - Annexation

Projected Non-Capital & Capital Expenses
City Clerk Department - Area 4: Central Island Bloomington Annexation Area
September 10, 2021

IF ONLY AREA 4 IS ANNEXED

Expense Items	Year 1				Year 2				Year 3				Year 4			
	Number	Minimum Costs	Number	Maximum Costs	Number	Minimum Costs	Number	Maximum Costs	Number	Minimum Costs	Number	Maximum Costs	Number	Minimum Costs	Number	Maximum Costs
Non Capital Expenses																
Total Non Capital Expenses		\$ -		\$ -		\$ -		\$ -		\$ -		\$ -		\$ -		\$ -
Capital Expenses																
Total Capital Expenses		\$ -		\$ -		\$ -		\$ -		\$ -		\$ -		\$ -		\$ -
Total Non Cap/Capital Exp		\$ -		\$ -		\$ -		\$ -		\$ -		\$ -		\$ -		\$ -

City of Bloomington - Annexation

Projected Non-Capital & Capital Expenses
Community & Family Resources Department - Area 4: Central Island Bloomington Annexation Area
September 10, 2021

IF ONLY AREA 4 IS ANNEXED																
Expense Items	Year 1				Year 2				Year 3				Year 4			
	Number	Minimum Costs	Number	Maximum Costs	Number	Minimum Costs	Number	Maximum Costs	Number	Minimum Costs	Number	Maximum Costs	Number	Minimum Costs	Number	Maximum Costs
Non Capital Expenses																
New Employees	0.01	\$ 578	0.01	\$ 578	0.01	\$ 596	0.01	\$ 596	0.01	\$ 614	0.01	\$ 614	0.01	\$ 632	0.01	\$ 632
Marketing	0.01	\$ 77	0.01	\$ 77	0.01	\$ 79	0.01	\$ 79	0.01	\$ 82	0.01	\$ 82	0.01	\$ 84	0.01	\$ 84
New Program Development	0.01	\$ 241	0.01	\$ 241	0.01	\$ 248	0.01	\$ 248	0.01	\$ 256	0.01	\$ 256	0.01	\$ 263	0.01	\$ 263
Total Non Capital Expenses		\$ 896		\$ 896		\$ 923		\$ 923		\$ 951		\$ 951		\$ 979		\$ 979
Capital Expenses																
Total Capital Expenses		\$ -		\$ -		\$ -		\$ -		\$ -		\$ -		\$ -		\$ -
Total Non Cap/Capital Exp		\$ 896		\$ 896		\$ 923		\$ 923		\$ 951		\$ 951		\$ 979		\$ 979

Note (1): Years 2, 3, and 4 assume a 3% increase due to cost of inflation.

City of Bloomington - Annexation

Projected Non-Capital & Capital Expenses
Controller Department - Area 4: Central Island Bloomington Annexation Area
September 10, 2021

IF ONLY AREA 4 IS ANNEXED

Expense Items	Year 1				Year 2				Year 3				Year 4			
	Number	Minimum Costs	Number	Maximum Costs	Number	Minimum Costs	Number	Maximum Costs	Number	Minimum Costs	Number	Maximum Costs	Number	Minimum Costs	Number	Maximum Costs
Non Capital Expenses																
New Employees			0.00	\$ -			0.00	\$ -			0.00	\$ -			0.00	\$ -
Supplies			0.00	\$ -			0.00	\$ -			0.00	\$ -			0.00	\$ -
Total Non Capital Expenses		\$ -		\$ -		\$ -		\$ -		\$ -		\$ -		\$ -		\$ -
Capital Expenses																
Total Capital Expenses		\$ -		\$ -		\$ -		\$ -		\$ -		\$ -		\$ -		\$ -
Total Non Cap/Capital Exp		\$ -		\$ -		\$ -		\$ -		\$ -		\$ -		\$ -		\$ -

Note (1): Years 2, 3, and 4 assume a 3% increase due to cost of inflation.

City of Bloomington - Annexation

Projected Non-Capital & Capital Expenses
Council Department - Area 4: Central Island Bloomington Annexation Area
September 10, 2021

IF ONLY AREA 4 IS ANNEXED

Expense Items	Year 1				Year 2				Year 3				Year 4			
	Number	Minimum Costs	Number	Maximum Costs	Number	Minimum Costs	Number	Maximum Costs	Number	Minimum Costs	Number	Maximum Costs	Number	Minimum Costs	Number	Maximum Costs
Non Capital Expenses																
Total Non Capital Expenses		\$ -		\$ -		\$ -		\$ -		\$ -		\$ -		\$ -		\$ -
Capital Expenses																
Total Capital Expenses		\$ -		\$ -		\$ -		\$ -		\$ -		\$ -		\$ -		\$ -
Total Non Cap/Capital Exp		\$ -		\$ -		\$ -		\$ -		\$ -		\$ -		\$ -		\$ -

IF ONLY AREA 4 IS ANNEXED

Expense Items	Year 1				Year 2				Year 3				Year 4			
	Number	Minimum Costs	Number	Maximum Costs	Number	Minimum Costs	Number	Maximum Costs	Number	Minimum Costs	Number	Maximum Costs	Number	Minimum Costs	Number	Maximum Costs
Non Capital Expenses																
Labor Support \$160k - \$75k x 2 Years	0.01	\$ 723	0.01	\$ 723	0.01	\$ 723	0.01	\$ 723		\$ -		\$ -		\$ -		\$ -
Total Non Capital Expenses		\$ 723		\$ 723		\$ 723		\$ 723		\$ -		\$ -		\$ -		\$ -
Capital Expenses																
Total Capital Expenses		\$ -		\$ -		\$ -		\$ -		\$ -		\$ -		\$ -		\$ -
Total Non Cap/Capital Exp		\$ 723		\$ 723		\$ 723		\$ 723		\$ -		\$ -		\$ -		\$ -

Note (1): Non capital expenses for Years 2, 3, and 4 assume a 3% increase due to cost of inflation.

City of Bloomington - Annexation

Projected Non-Capital & Capital Expenses

Engineering Department - Area 4: Central Island Bloomington Annexation Area

September 10, 2021

IF ONLY AREA 4 IS ANNEXED

Expense Items	Year 1				Year 2				Year 3				Year 4			
	Number	Minimum Costs	Number	Maximum Costs	Number	Minimum Costs	Number	Maximum Costs	Number	Minimum Costs	Number	Maximum Costs	Number	Minimum Costs	Number	Maximum Costs
Non Capital Expenses																
New Project Manager	0.01	\$ 482	0.01	\$ 520	0.01	\$ 496	0.01	\$ 536	0.01	\$ 511	0.01	\$ 552	0.01	\$ 527	0.01	\$ 569
New Engineering Field Specialist	0.01	\$ 463	0.01	\$ 501	0.01	\$ 477	0.01	\$ 516	0.01	\$ 491	0.01	\$ 532	0.01	\$ 506	0.01	\$ 548
Supplies	0.01	\$ 63	0.01	\$ 63	0.01	\$ 65	0.01	\$ 65	0.01	\$ 66	0.01	\$ 66	0.01	\$ 68	0.01	\$ 68
Travel, Dues & Instructions	0.01	\$ 14	0.01	\$ 14	0.01	\$ 15	0.01	\$ 15	0.01	\$ 15	0.01	\$ 15	0.01	\$ 16	0.01	\$ 16
Total Non Capital Expenses		\$ 1,022		\$ 1,099		\$ 1,052		\$ 1,132		\$ 1,084		\$ 1,166		\$ 1,116		\$ 1,201
Capital Expenses																
Trucks	0.013	\$ 321	0.013	\$ 321	0.01	\$ 321	0.01	\$ 321	0.01	\$ 321	0.01	\$ 321	0.00	\$ -	0.00	\$ -
Phones/Tablets	0.013	\$ 6	0.013	\$ 6	0.01	\$ 6	0.01	\$ 6	0.01	\$ 6	0.01	\$ 6	0.00	\$ -	0.00	\$ -
Work Space Expansion	0.006	\$ 321	0.013	\$ 643	0.01	\$ 321	0.01	\$ 643	0.01	\$ 321	0.01	\$ 643	0.00	\$ -	0.00	\$ -
Engineering Projects	0.003	\$ 5,462	0.003	\$ 5,462	0.00	\$ 5,462	0.00	\$ 5,462	0.00	\$ 5,462	0.00	\$ 5,462	0.00	\$ -	0.00	\$ -
Total Capital Expenses		\$ 6,111		\$ 6,432		\$ 6,111		\$ 6,432		\$ 6,111		\$ 6,432		\$ -		\$ -
Total Non Cap/Capital Exp		\$ 7,132		\$ 7,531		\$ 7,163		\$ 7,563		\$ 7,194		\$ 7,597		\$ 1,116		\$ 1,201

Note (1): Non capital expenses for Years 2, 3, and 4 assume a 3% increase due to cost of inflation.

City of Bloomington - Annexation

Projected Non-Capital & Capital Expenses

Fire Department - Area 4: Central Island Bloomington Annexation Area

September 10, 2021

IF ONLY AREA 4 IS ANNEXED

Expense Items	Year 1				Year 2				Year 3				Year 4			
	Number	Minimum Costs	Number	Maximum Costs	Number	Minimum Costs	Number	Maximum Costs	Number	Minimum Costs	Number	Maximum Costs	Number	Minimum Costs	Number	Maximum Costs
Non Capital Expenses																
Captains	0.00	\$ -	0.00	\$ -	0.00	\$ -	0.00	\$ -	0.00	\$ -	0.00	\$ -	0.00	\$ -	0.00	\$ -
Chauffeurs	0.00	\$ -	0.00	\$ -	0.00	\$ -	0.00	\$ -	0.00	\$ -	0.00	\$ -	0.00	\$ -	0.00	\$ -
Firefighters	0.00	\$ -	0.00	\$ -	0.00	\$ -	0.00	\$ -	0.00	\$ -	0.00	\$ -	0.00	\$ -	0.00	\$ -
Deputy Fire Marshal	0.00	\$ -	0.00	\$ -	0.00	\$ -	0.00	\$ -	0.00	\$ -	0.00	\$ -	0.00	\$ -	0.00	\$ -
Apparatus Operating Maintenance	0.00	\$ -	0.00	\$ -	0.00	\$ -	0.00	\$ -	0.00	\$ -	0.00	\$ -	0.00	\$ -	0.00	\$ -
Fire Station Annual Maintenance	0.00	\$ -	0.00	\$ -	0.00	\$ -	0.00	\$ -	0.00	\$ -	0.00	\$ -	0.00	\$ -	0.00	\$ -
Total Non Capital Expenses		\$ -		\$ -		\$ -		\$ -		\$ -		\$ -		\$ -		\$ -
Capital Expenses																
Station Upgrade	0.00	\$ -	0.00	\$ -												
Fire Engine Pumper	0.00	\$ -	0.00	\$ -												
SCBA Inventory	0.00	\$ -	0.00	\$ -												
Personal Protective Equipment	0.00	\$ -	0.00	\$ -												
Office Reconfiguration/Furniture	0.00	\$ -	0.00	\$ -												
Communication Equipment	0.00	\$ -	0.00	\$ -												
Total Capital Expenses		\$ -		\$ -		\$ -		\$ -		\$ -		\$ -		\$ -		\$ -
Total Non Cap/Capital Exp		\$ -		\$ -		\$ -		\$ -		\$ -		\$ -		\$ -		\$ -

Note (1): Based on supplying fire protection to Richland and Salt Creek Townships.

City of Bloomington - Annexation

Projected Non-Capital & Capital Expenses

HAND Department - Area 4: Central Island Bloomington Annexation Area

September 10, 2021

IF ONLY AREA 4 IS ANNEXED

Expense Items	Year 1				Year 2				Year 3				Year 4			
	Number	Minimum Costs	Number	Maximum Costs	Number	Minimum Costs	Number	Maximum Costs	Number	Minimum Costs	Number	Maximum Costs	Number	Minimum Costs	Number	Maximum Costs
Non Capital Expenses																
Neighborhood Compliance Officer (NCO)	0.00	\$ -	0.00	\$ -	0.00	\$ -	0.00	\$ -	0.00	\$ -	0.00	\$ -	0.00	\$ -	0.00	\$ -
Administrative Assistant	0.01	\$ 330	0.02	\$ 661	0.01	\$ 340	0.02	\$ 680	0.01	\$ 350	0.02	\$ 701	0.01	\$ 361	0.02	\$ 722
Supplies/Other	0.01	\$ 29	0.01	\$ 48	0.01	\$ 30	0.01	\$ 50	0.01	\$ 31	0.01	\$ 51	0.01	\$ 32	0.01	\$ 53
NCO Inspection Tools	0.00	\$ -	0.00	\$ -												
Total Non Capital Expenses		\$ 359		\$ 709		\$ 370		\$ 730		\$ 381		\$ 752		\$ 392		\$ 774
Capital Expenses																
NCO Vehicles	0.00	\$ -	0.00	\$ -												
NCO Technology	0.00	\$ -	0.00	\$ -												
Total Capital Expenses		\$ -		\$ -		\$ -		\$ -		\$ -		\$ -		\$ -		\$ -
Total Non Cap/Capital Exp		\$ 359		\$ 709		\$ 370		\$ 730		\$ 381		\$ 752		\$ 392		\$ 774

Note (1): Non capital expenses for Years 2, 3, and 4 assume a 3% increase due to cost of inflation.

City of Bloomington - Annexation

Projected Non-Capital & Capital Expenses
Human Resources Department - Area 4: Central Island Bloomington Annexation Area
September 10, 2021

IF ONLY AREA 4 IS ANNEXED

Expense Items	Year 1				Year 2				Year 3				Year 4			
	Number	Minimum Costs	Number	Maximum Costs	Number	Minimum Costs	Number	Maximum Costs	Number	Minimum Costs	Number	Maximum Costs	Number	Minimum Costs	Number	Maximum Costs
Non Capital Expenses																
Special Project Manager	0.02	\$ 1,277	0.02	\$ 1,277	0.02	\$ 1,316	0.02	\$ 1,316	0.02	\$ 1,355	0.02	\$ 1,355	0.02	\$ 1,396	0.02	\$ 1,396
Administrative Assistant	0.02	\$ 654	0.02	\$ 654	0.02	\$ 674	0.02	\$ 674	0.02	\$ 694	0.02	\$ 694	0.02	\$ 715	0.02	\$ 715
Training/Professional Dues	0.02	\$ 12	0.02	\$ 12	0.02	\$ 13	0.02	\$ 13	0.02	\$ 13	0.02	\$ 13	0.02	\$ 13	0.02	\$ 13
Supplies	0.02	\$ 8	0.02	\$ 8	0.02	\$ 8	0.02	\$ 8	0.02	\$ 8	0.02	\$ 8	0.02	\$ 9	0.02	\$ 9
Total Non Capital Expenses		\$ 1,952		\$ 1,952		\$ 2,010		\$ 2,010		\$ 2,070		\$ 2,070		\$ 2,133		\$ 2,133
Capital Expenses																
Computer/Office Equip	0.01	\$ 13	0.01	\$ 26	0.01	\$ 13	0.01	\$ 26	0.01	\$ 13	0.01	\$ 26	0.00	\$ -	0.00	\$ -
Total Capital Expenses		\$ 13		\$ 26		\$ 13		\$ 26		\$ 13		\$ 26		\$ -		\$ -
Total Non Cap/Capital Exp		\$ 1,965		\$ 1,978		\$ 2,023		\$ 2,036		\$ 2,083		\$ 2,096		\$ 2,133		\$ 2,133

Note (1): Non capital expenses for Years 2, 3, and 4 assume a 3% increase due to cost of inflation.

City of Bloomington - Annexation

Projected Non-Capital & Capital Expenses

ITS Department - Area 4: Central Island Bloomington Annexation Area

September 10, 2021

IF ONLY AREA 4 IS ANNEXED

Expense Items	Year 1				Year 2				Year 3				Year 4			
	Number	Minimum Costs	Number	Maximum Costs	Number	Minimum Costs	Number	Maximum Costs	Number	Minimum Costs	Number	Maximum Costs	Number	Minimum Costs	Number	Maximum Costs
Non Capital Expenses																
Tech Support Specialist	0.00	\$ 337	0.01	\$ 675	0.00	\$ 695	0.01	\$ 695	0.00	\$ 716	0.01	\$ 716	0.00	\$ 737	0.01	\$ 737
Application Analyst	0.01	\$ 819	0.01	\$ 819	0.01	\$ 844	0.01	\$ 844	0.01	\$ 869	0.01	\$ 869	0.01	\$ 895	0.01	\$ 895
GIS Specialist	0.00	\$ 361	0.01	\$ 723	0.00	\$ 745	0.01	\$ 745	0.00	\$ 767	0.01	\$ 767	0.00	\$ 790	0.01	\$ 790
Junior Systems/Network Admin	0	\$ -	0	\$ -	0.01	\$ 723	0.01	\$ 723	0.01	\$ 745	0.01	\$ 745	0.01	\$ 767	0.01	\$ 767
Software Licenses & Maintenance	0.01	\$ 4	0.01	\$ 4	0.01	\$ 150	0.01	\$ 150	0.01	\$ 150	0.01	\$ 150	0.01	\$ 150	0.01	\$ 150
Phone Service	0.01	\$ 9	0.01	\$ 9	0.01	\$ 9	0.01	\$ 9	0.01	\$ 9	0.01	\$ 9	0.01	\$ 9	0.01	\$ 9
New Facility Maintenance	0.01	\$ 48	0.01	\$ 48	0.01	\$ 50	0.01	\$ 50	0.01	\$ 51	0.01	\$ 51	0.01	\$ 53	0.01	\$ 53
Total Non Capital Expenses		\$ 1,579		\$ 2,278		\$ 3,215		\$ 3,215		\$ 3,307		\$ 3,307		\$ 3,401		\$ 3,401
Capital Expenses																
Hardware (Tech) for Staff	0.003	\$ 6	0.003	\$ 6	0.003	\$ 6	0.003	\$ 6	0.003	\$ 6	0.003	\$ 6	0.000	\$ -	0.000	\$ -
Existing Facility Improvements	0.003	\$ 32	0.003	\$ 64	0.003	\$ 32	0.003	\$ 64	0.003	\$ 32	0.003	\$ 64	0.000	\$ -	0.000	\$ -
New Facility	0.003	\$ 96	0.003	\$ 193	0.003	\$ 96	0.003	\$ 193	0.003	\$ 96	0.003	\$ 193	0.000	\$ -	0.000	\$ -
Total Capital Expenses		\$ 135		\$ 263		\$ 135		\$ 263		\$ 135		\$ 263		\$ -		\$ -
Total Non Cap/Capital Exp		\$ 1,714		\$ 2,541		\$ 3,350		\$ 3,478		\$ 3,442		\$ 3,570		\$ 3,401		\$ 3,401

Note (1): Non capital expenses for Years 2, 3, and 4 assume a 3% increase due to cost of inflation.

City of Bloomington - Annexation

Projected Non-Capital & Capital Expenses
Legal Department - Area 4: Central Island Bloomington Annexation Area
September 10, 2021

IF ONLY AREA 4 IS ANNEXED

Expense Items	Year 1				Year 2				Year 3				Year 4			
	Number	Minimum Costs	Number	Maximum Costs	Number	Minimum Costs	Number	Maximum Costs	Number	Minimum Costs	Number	Maximum Costs	Number	Minimum Costs	Number	Maximum Costs
Non Capital Expenses																
		\$ -		\$ -		\$ -		\$ -		\$ -		\$ -		\$ -		\$ -
Total Non Capital Expenses		\$ -		\$ -		\$ -		\$ -		\$ -		\$ -		\$ -		\$ -
Capital Expenses																
Total Capital Expenses		\$ -		\$ -		\$ -		\$ -		\$ -		\$ -		\$ -		\$ -
Total Non Cap/Capital Exp		\$ -		\$ -		\$ -		\$ -		\$ -		\$ -		\$ -		\$ -

Note (1): Non capital expenses for Years 2, 3, and 4 assume a 3% increase due to cost of inflation.

City of Bloomington - Annexation

Projected Non-Capital & Capital Expenses
Mayor Department - Area 4: Central Island Bloomington Annexation Area
September 10, 2021

IF ONLY AREA 4 IS ANNEXED

Expense Items	Year 1				Year 2				Year 3				Year 4			
	Number	Minimum Costs	Number	Maximum Costs	Number	Minimum Costs	Number	Maximum Costs	Number	Minimum Costs	Number	Maximum Costs	Number	Minimum Costs	Number	Maximum Costs
Non Capital Expenses																
New Employee	0.01	\$ 1,446	0.01	\$ 1,446	0.01	\$ 1,489	0.01	\$ 1,489	0.01	\$ 1,534	0.01	\$ 1,534	0.01	\$ 1,580	0.01	\$ 1,580
Total Non Capital Expenses		\$ 1,446		\$ 1,446		\$ 1,489		\$ 1,489		\$ 1,534		\$ 1,534		\$ 1,580		\$ 1,580
Capital Expenses																
Total Capital Expenses		\$ -		\$ -		\$ -		\$ -		\$ -		\$ -		\$ -		\$ -
Total Non Cap/Capital Exp		\$ 1,446		\$ 1,446		\$ 1,489		\$ 1,489		\$ 1,534		\$ 1,534		\$ 1,580		\$ 1,580

City of Bloomington - Annexation

Projected Non-Capital & Capital Expenses

Parks Department - Area 4: Central Island Bloomington Annexation Area

September 10, 2021

IF ONLY AREA 4 IS ANNEXED

Expense Items	Year 1				Year 2				Year 3				Year 4			
	Number	Minimum Costs	Number	Maximum Costs	Number	Minimum Costs	Number	Maximum Costs	Number	Minimum Costs	Number	Maximum Costs	Number	Minimum Costs	Number	Maximum Costs
Non Capital Expenses																
Seasonal Employee	0.02	\$ 623	0.07	\$ 2,491	0.02	\$ 641	0.07	\$ 2,565	0.02	\$ 661	0.07	\$ 2,642	0.02	\$ 680	0.07	\$ 2,722
Full Time Staff	0.01	\$ 406	0.01	\$ 406	0.01	\$ 418	0.01	\$ 418	0.01	\$ 430	0.01	\$ 430	0.01	\$ 443	0.01	\$ 443
Labor - Grounds & Facilities	0.01	\$ 217	0.01	\$ 651	0.01	\$ 223	0.01	\$ 671	0.01	\$ 230	0.01	\$ 691	0.01	\$ 237	0.01	\$ 711
Supplies - Grounds & Facilities	0.01	\$ 87	0.01	\$ 261	0.01	\$ 90	0.01	\$ 269	0.01	\$ 92	0.01	\$ 277	0.01	\$ 95	0.01	\$ 285
Miscellaneous	0.01	\$ 20	0.01	\$ 59	0.01	\$ 20	0.01	\$ 60	0.01	\$ 21	0.01	\$ 62	0.01	\$ 21	0.01	\$ 64
Total Non Capital Expenses		\$ 1,352		\$ 3,867		\$ 1,392		\$ 3,983		\$ 1,434		\$ 4,103		\$ 1,477		\$ 4,226
Capital Expenses																
Parks/Trails/Enhancements	0.14	\$ 8,748	0.33	\$ 21,330	0.14	\$ 8,748	0.33	\$ 21,330	0.14	\$ 8,748	0.33	\$ 21,330	0.00	\$ -	0.00	\$ -
Total Capital Expenses		\$ 8,748		\$ 21,330		\$ 8,748		\$ 21,330		\$ 8,748		\$ 21,330		\$ -		\$ -
Total Non Cap/Capital Exp		\$ 10,100		\$ 25,197		\$ 10,140		\$ 25,313		\$ 10,182		\$ 25,433		\$ 1,477		\$ 4,226

Note (1): Non capital expenses for Years 2, 3, and 4 assume a 3% increase due to cost of inflation.

City of Bloomington - Annexation

Projected Non-Capital & Capital Expenses

Planning Department - Area 4: Central Island Bloomington Annexation Area

September 10, 2021

IF ONLY AREA 4 IS ANNEXED

Expense Items	Year 1				Year 2				Year 3				Year 4			
	Number	Minimum Costs	Number	Maximum Costs	Number	Minimum Costs	Number	Maximum Costs	Number	Minimum Costs	Number	Maximum Costs	Number	Minimum Costs	Number	Maximum Costs
Non Capital Expenses																
Development Services (DS) - Zoning Planner (1)	0.00	\$ -	0.00	\$ -	0.00	\$ -	0.00	\$ -	0.00	\$ -	0.00	\$ -	0.00	\$ -	0.00	\$ -
(DS) - Senior Zoning Planner (1)	0.00	\$ -	0.00	\$ -	0.00	\$ -	0.00	\$ -	0.00	\$ -	0.00	\$ -	0.00	\$ -	0.00	\$ -
(DS) - Zoning Compliance Planner (1)	0.00	\$ -	0.00	\$ -	0.00	\$ -	0.00	\$ -	0.00	\$ -	0.00	\$ -	0.00	\$ -	0.00	\$ -
Miscellaneous	0.00	\$ -	0.00	\$ -	0.00	\$ -	0.00	\$ -	0.00	\$ -	0.00	\$ -	0.00	\$ -	0.00	\$ -
Total Non Capital Expenses		\$ -		\$ -		\$ -		\$ -		\$ -		\$ -		\$ -		\$ -
Capital Expenses																
Zoning New Land Mass	0.00	\$ -	0.00	\$ -												
Database	0.00	\$ -	0.00	\$ -												
Total Capital Expenses		\$ -		\$ -		\$ -		\$ -		\$ -		\$ -		\$ -		\$ -
Total Non Cap/Capital Exp		\$ -		\$ -		\$ -		\$ -		\$ -		\$ -		\$ -		\$ -

Note (1): Non capital expenses for Years 2, 3, and 4 assume a 3% increase due to cost of inflation.

City of Bloomington - Annexation

Projected Non-Capital & Capital Expenses

Police Department (SWORN) - Area 4: Central Island Bloomington Annexation Area

September 10, 2021

IF ONLY AREA 4 IS ANNEXED

Expense Items	Year 1				Year 2				Year 3				Year 4			
	Number	Minimum Costs	Number	Maximum Costs	Number	Minimum Costs	Number	Maximum Costs	Number	Minimum Costs	Number	Maximum Costs	Number	Minimum Costs	Number	Maximum Costs
Non Capital Expenses																
Sworn Officer	0.35	\$ 30,304	0.50	\$ 43,435	0.35	\$ 31,213	0.50	\$ 44,738	0.35	\$ 32,149	0.50	\$ 46,080	0.35	\$ 33,113	0.50	\$ 47,463
Sworn Detective	0.14	\$ 12,067	0.25	\$ 22,123	0.14	\$ 12,429	0.25	\$ 22,787	0.14	\$ 12,802	0.25	\$ 23,471	0.14	\$ 13,186	0.25	\$ 24,175
Sworn Sergeant	0.15	\$ 14,748	0.25	\$ 24,580	0.15	\$ 15,190	0.25	\$ 25,317	0.15	\$ 15,646	0.25	\$ 26,077	0.15	\$ 16,116	0.25	\$ 26,859
Sworn Lieutenant	0.00	\$ -	0.00	\$ -	0.00	\$ -	0.00	\$ -	0.00	\$ -	0.00	\$ -	0.00	\$ -	0.00	\$ -
Sworn Administrator - Captain	0.00	\$ -	0.00	\$ -	0.00	\$ -	0.00	\$ -	0.00	\$ -	0.00	\$ -	0.00	\$ -	0.00	\$ -
Total Non Capital Expenses		\$ 57,119		\$ 90,138		\$ 58,832		\$ 92,843		\$ 60,597		\$ 95,628		\$ 62,415		\$ 98,497
Capital Expenses																
MDT	0.16	\$ 446	0.26	\$ 723	0.16	\$ 446	0.26	\$ 723	0.16	\$ 446	0.26	\$ 723	0.00	\$ -	0.00	\$ -
Mobile Radio	0.16	\$ 478	0.26	\$ 775	0.16	\$ 478	0.26	\$ 775	0.16	\$ 478	0.26	\$ 775	0.00	\$ -	0.00	\$ -
Car Equipment	0.16	\$ 797	0.26	\$ 1,292	0.16	\$ 797	0.26	\$ 1,292	0.16	\$ 797	0.26	\$ 1,292	0.00	\$ -	0.00	\$ -
Car Build-out	0.16	\$ 159	0.26	\$ 258	0.16	\$ 159	0.26	\$ 258	0.16	\$ 159	0.26	\$ 258	0.00	\$ -	0.00	\$ -
Cradlepoints/Atennas/Cables	0.16	\$ 319	0.26	\$ 517	0.16	\$ 319	0.26	\$ 517	0.16	\$ 319	0.26	\$ 517	0.00	\$ -	0.00	\$ -
Computer	0.10	\$ 157	0.17	\$ 267	0.10	\$ 157	0.17	\$ 267	0.10	\$ 157	0.17	\$ 267	0.00	\$ -	0.00	\$ -
Patrol Cars	0.16	\$ 4,463	0.26	\$ 7,233	0.16	\$ 4,463	0.26	\$ 7,233	0.16	\$ 4,463	0.26	\$ 7,233	0.00	\$ -	0.00	\$ -
Stop Sticks	0.06	\$ 32	0.09	\$ 46	0.06	\$ 32	0.09	\$ 46	0.06	\$ 32	0.09	\$ 46	0.00	\$ -	0.00	\$ -
Vehicle Wrap	0.06	\$ 48	0.09	\$ 69	0.06	\$ 48	0.09	\$ 69	0.06	\$ 48	0.09	\$ 69	0.00	\$ -	0.00	\$ -
AEDs (Defibrilators)	0.06	\$ 134	0.09	\$ 193	0.06	\$ 134	0.09	\$ 193	0.06	\$ 134	0.09	\$ 193	0.00	\$ -	0.00	\$ -
Misc Car Equipment	0.06	\$ 13	0.09	\$ 18	0.06	\$ 13	0.09	\$ 18	0.06	\$ 13	0.09	\$ 18	0.00	\$ -	0.00	\$ -
Body Cams/Licensing	0.12	\$ 233	0.17	\$ 333	0.12	\$ 233	0.17	\$ 333	0.12	\$ 233	0.17	\$ 333	0.00	\$ -	0.00	\$ -
Officer Gear	0.12	\$ 1,012	0.17	\$ 1,450	0.12	\$ 1,012	0.17	\$ 1,450	0.12	\$ 1,012	0.17	\$ 1,450	0.00	\$ -	0.00	\$ -
Building/Office Space	0.12	\$ 892	0.17	\$ 1,278	0.12	\$ 892	0.17	\$ 1,278	0.12	\$ 892	0.17	\$ 1,278	0.00	\$ -	0.00	\$ -
Cell Phone	0.10	\$ 19	0.17	\$ 33	0.10	\$ 19	0.17	\$ 33	0.10	\$ 19	0.17	\$ 33	0.00	\$ -	0.00	\$ -
Laptop	0.00	\$ -	0.00	\$ -	0.00	\$ -	0.00	\$ -	0.00	\$ -	0.00	\$ -	0.00	\$ -	0.00	\$ -
Interceptor SUV	0.00	\$ -	0.00	\$ -	0.00	\$ -	0.00	\$ -	0.00	\$ -	0.00	\$ -	0.00	\$ -	0.00	\$ -
Officer Furniture	0.02	\$ 4	0.03	\$ 6	0.02	\$ 4	0.03	\$ 6	0.02	\$ 4	0.03	\$ 6	0.00	\$ -	0.00	\$ -
Detective Furniture	0.05	\$ 66	0.08	\$ 121	0.05	\$ 66	0.08	\$ 121	0.05	\$ 66	0.08	\$ 121	0.00	\$ -	0.00	\$ -
Sergeant Furniture	0.03	\$ 26	0.06	\$ 44	0.03	\$ 26	0.06	\$ 44	0.03	\$ 26	0.06	\$ 44	0.00	\$ -	0.00	\$ -
Lieutenant Furniture	0.00	\$ -	0.00	\$ -	0.00	\$ -	0.00	\$ -	0.00	\$ -	0.00	\$ -	0.00	\$ -	0.00	\$ -
Admin Furniture	0.00	\$ -	0.00	\$ -	0.00	\$ -	0.00	\$ -	0.00	\$ -	0.00	\$ -	0.00	\$ -	0.00	\$ -
Total Capital Expenses		\$ 9,299		\$ 14,656		\$ 9,299		\$ 14,656		\$ 9,299		\$ 14,656		\$ -		\$ -
Total Non Cap/Capital Exp		\$ 66,418		\$ 104,794		\$ 68,131		\$ 107,498		\$ 69,896		\$ 110,284		\$ 62,415		\$ 98,497

Note (1): Non capital expenses for Years 2, 3, and 4 assume a 3% increase due to cost of inflation.

City of Bloomington - Annexation

Projected Non-Capital & Capital Expenses
Police Department (CIVILIAN) - Area 4: Central Island Bloomington Annexation Area
September 10, 2021

IF ONLY AREA 4 IS ANNEXED

Expense Items	Year 1				Year 2				Year 3				Year 4			
	Number	Minimum Costs	Number	Maximum Costs	Number	Minimum Costs	Number	Maximum Costs	Number	Minimum Costs	Number	Maximum Costs	Number	Minimum Costs	Number	Maximum Costs
Non Capital Expenses																
Civilian Records Clerk	0.00	\$ -	0.00	\$ -	0.00	\$ -	0.00	\$ -	0.00	\$ -	0.00	\$ -	0.00	\$ -	0.00	\$ -
Civilian Comm Service Specialist	0.00	\$ -	0.00	\$ -	0.00	\$ -	0.00	\$ -	0.00	\$ -	0.00	\$ -	0.00	\$ -	0.00	\$ -
Civilian Evidence Technician	0.00	\$ -	0.00	\$ -	0.00	\$ -	0.00	\$ -	0.00	\$ -	0.00	\$ -	0.00	\$ -	0.00	\$ -
Civilian Social Worker	0.00	\$ -	0.00	\$ -	0.00	\$ -	0.00	\$ -	0.00	\$ -	0.00	\$ -	0.00	\$ -	0.00	\$ -
Civilian Admin - Office Manager	0.00	\$ -	0.00	\$ -	0.00	\$ -	0.00	\$ -	0.00	\$ -	0.00	\$ -	0.00	\$ -	0.00	\$ -
Total Non Capital Expenses		\$ -		\$ -		\$ -		\$ -		\$ -		\$ -		\$ -		\$ -
Capital Expenses																
Desktop Computer	0.00	\$ -	0.00	\$ -												
Evidence Tech Computer	0.00	\$ -	0.00	\$ -												
Laptop Computer	0.00	\$ -	0.00	\$ -												
Headset	0.00	\$ -	0.00	\$ -												
OnBase Licensing (Workflow)	0.00	\$ -	0.00	\$ -												
Building/Office Space	0.00	\$ -	0.00	\$ -												
Comm Service Furniture	0.00	\$ -	0.00	\$ -												
Evidence Tech Furniture	0.00	\$ -	0.00	\$ -												
Social Worker Furniture	0.00	\$ -	0.00	\$ -												
Admin Furniture	0.00	\$ -	0.00	\$ -												
Comm Serv/Social Worker Uniform	0.00	\$ -	0.00	\$ -												
Cell Phone	0.00	\$ -	0.00	\$ -												
Portable Radio	0.00	\$ -	0.00	\$ -												
Interceptor SUV	0.00	\$ -	0.00	\$ -												
Car Equipment	0.00	\$ -	0.00	\$ -												
Car Build-Out	0.00	\$ -	0.00	\$ -												
Cradlepoints/Antennas/Cables	0.00	\$ -	0.00	\$ -												
AED (Defibrillator)	0.00	\$ -	0.00	\$ -												
Misc Car Equipment	0.00	\$ -	0.00	\$ -												
MDT	0.00	\$ -	0.00	\$ -												
Mobile Radio	0.00	\$ -	0.00	\$ -												
Vehicle Wrap	0.00	\$ -	0.00	\$ -												
Evidence Tech Vehicle	0.00	\$ -	0.00	\$ -												
Evidence Tech Uniform	0.00	\$ -	0.00	\$ -												
Social Worker Vehicle	0.00	\$ -	0.00	\$ -												
Total Capital Expenses		\$ -		\$ -		\$ -		\$ -		\$ -		\$ -		\$ -		\$ -
Total Non Cap/Capital Exp		\$ -		\$ -		\$ -		\$ -		\$ -		\$ -		\$ -		\$ -

Note (1): Non capital expenses for Years 2, 3, and 4 assume a 3% increase due to cost of inflation.

City of Bloomington - Annexation

Projected Non-Capital & Capital Expenses
Public Works Department - Area 4: Central Island Bloomington Annexation Area
September 10, 2021

IF ONLY AREA 4 IS ANNEXED

Expense Items	Year 1				Year 2				Year 3				Year 4			
	Number	Minimum Costs	Number	Maximum Costs	Number	Minimum Costs	Number	Maximum Costs	Number	Minimum Costs	Number	Maximum Costs	Number	Minimum Costs	Number	Maximum Costs
Non Capital Expenses																
Admin - Deputy Director	0.00	\$ 530	0.01	\$ 1,060	0.00	\$ 546	0.01	\$ 1,092	0.00	\$ 562	0.01	\$ 1,125	0.00	\$ 579	0.01	\$ 1,158
Animal Control Officers	0.09	\$ 4,323	0.09	\$ 4,323	0.09	\$ 4,452	0.09	\$ 4,452	0.09	\$ 4,586	0.09	\$ 4,586	0.09	\$ 4,723	0.09	\$ 4,723
Animal Control Secretary	0.03	\$ 1,128	0.03	\$ 1,128	0.03	\$ 1,162	0.03	\$ 1,162	0.03	\$ 1,197	0.03	\$ 1,197	0.03	\$ 1,233	0.03	\$ 1,233
Animal Control Training	0.03	\$ 180	0.03	\$ 180	0.03	\$ 185	0.03	\$ 185	0.03	\$ 191	0.03	\$ 191	0.03	\$ 196	0.03	\$ 196
Animal Control OT/On-Call Pay	0.03	\$ 150	0.03	\$ 150	0.03	\$ 154	0.03	\$ 154	0.03	\$ 159	0.03	\$ 159	0.03	\$ 164	0.03	\$ 164
Animal Control Uniforms/Safety Vests	0.06	\$ 78	0.06	\$ 78	0.06	\$ 80	0.06	\$ 80	0.06	\$ 83	0.06	\$ 83	0.06	\$ 85	0.06	\$ 85
Animal Control Interlocal	0.03	\$ 3,513	0.03	\$ 3,513	0.03	\$ 3,619	0.03	\$ 3,619	0.03	\$ 3,727	0.03	\$ 3,727	0.03	\$ 3,839	0.03	\$ 3,839
Facilities Maintenance Custodian	0.00	\$ -	0.01	\$ 530	0.00	\$ -	0.01	\$ 546	0.00	\$ -	0.01	\$ 562	0.00	\$ -	0.01	\$ 579
Fleet Maintenance Mechanic	0.01	\$ 723	0.02	\$ 1,446	0.01	\$ 745	0.02	\$ 1,489	0.01	\$ 767	0.02	\$ 1,534	0.01	\$ 790	0.02	\$ 1,580
Street MEO FTE's	0.19	\$ 12,461	0.31	\$ 20,768	0.19	\$ 12,835	0.31	\$ 21,391	0.19	\$ 13,220	0.31	\$ 22,033	0.19	\$ 13,616	0.31	\$ 22,694
Sanitation MEO FTE's	0.00	\$ -	0.00	\$ -	0.00	\$ -	0.00	\$ -	0.00	\$ -	0.00	\$ -	0.00	\$ -	0.00	\$ -
Street Lane Markings	0.30	\$ 7,500	0.30	\$ 7,500	0.30	\$ 7,725	0.30	\$ 7,725	0.30	\$ 7,957	0.30	\$ 7,957	0.30	\$ 8,195	0.30	\$ 8,195
Street Sweeping Disposal	0.30	\$ 1,500	0.30	\$ 1,500	0.30	\$ 1,545	0.30	\$ 1,545	0.30	\$ 1,591	0.30	\$ 1,591	0.30	\$ 1,639	0.30	\$ 1,639
Street Annual Signal Maintenance	0.30	\$ 3,000	0.30	\$ 3,000	0.30	\$ 3,090	0.30	\$ 3,090	0.30	\$ 3,183	0.30	\$ 3,183	0.30	\$ 3,278	0.30	\$ 3,278
Street Lighting Energy & Maint	10.60	\$ 1,869	12.47	\$ 2,199	10.60	\$ 1,925	12.47	\$ 2,265	10.60	\$ 1,983	12.47	\$ 2,332	10.60	\$ 2,042	12.47	\$ 2,402
Street Snow Events	0.25	\$ 3,125	0.38	\$ 4,688	0.25	\$ 3,219	0.38	\$ 4,828	0.25	\$ 3,315	0.38	\$ 4,973	0.25	\$ 3,415	0.38	\$ 5,122
Total Non Capital Expenses		\$ 40,079		\$ 52,061		\$ 41,281		\$ 53,623		\$ 42,520		\$ 55,232		\$ 43,795		\$ 56,889
Capital Expenses																
Street Lighting Equip Costs (1)	3.533	\$ 8,602	4.156	\$ 10,120	3.533	\$ 8,602	4.156	\$ 10,120	3.533	\$ 8,602	4.156	\$ 10,120	0.000	\$ -	0.000	\$ -
Animal Control Vehicles	0.010	\$ 449	0.010	\$ 449	0.010	\$ 449	0.010	\$ 449	0.010	\$ 449	0.010	\$ 449	0.000	\$ -	0.000	\$ -
Animal Capture & Handling Equip	0.010	\$ 12	0.010	\$ 12	0.010	\$ 12	0.010	\$ 12	0.010	\$ 12	0.010	\$ 12	0.000	\$ -	0.000	\$ -
Animal Control Livestock Trailer	0.010	\$ 12	0.010	\$ 12	0.010	\$ 12	0.010	\$ 12	0.010	\$ 12	0.010	\$ 12	0.000	\$ -	0.000	\$ -
Facilities Maintenance Vehicle	0.003	\$ 112	0.003	\$ 112	0.003	\$ 112	0.003	\$ 112	0.003	\$ 112	0.003	\$ 112	0.000	\$ -	0.000	\$ -
Fleet Maintenance Garage	0.003	\$ 964	0.003	\$ 3,213	0.003	\$ 964	0.003	\$ 3,213	0.003	\$ 964	0.003	\$ 3,213	0.000	\$ -	0.000	\$ -
Street Tandem Dump Truck	0.063	\$ 12,500	0.104	\$ 20,833	0.063	\$ 12,500	0.104	\$ 20,833	0.063	\$ 12,500	0.104	\$ 20,833	0.000	\$ -	0.000	\$ -
Street Leafer	0.022	\$ 1,556	0.067	\$ 4,667	0.022	\$ 1,556	0.067	\$ 4,667	0.022	\$ 1,556	0.067	\$ 4,667	0.000	\$ -	0.000	\$ -
Street Sweeper	0.000	\$ -	0.010	\$ 2,083	0.000	\$ -	0.010	\$ 2,083	0.000	\$ -	0.010	\$ 2,083	0.000	\$ -	0.000	\$ -
Street Mill Work (Number = Miles)	0.255	\$ 12,750	0.255	\$ 12,750	0.255	\$ 13,133	0.255	\$ 13,133	0.255	\$ 13,526	0.255	\$ 13,526	0.255	\$ 13,932	0.255	\$ 13,932
Street Resurface (Number = Miles)	0.255	\$ 31,059	0.255	\$ 31,059	0.255	\$ 31,991	0.255	\$ 31,991	0.255	\$ 32,950	0.255	\$ 32,950	0.255	\$ 33,939	0.255	\$ 33,939
Sanitation Trucks	0.000	\$ -	0.000	\$ -	0.000	\$ -	0.000	\$ -	0.000	\$ -	0.000	\$ -	0.000	\$ -	0.000	\$ -
Sanitation Trash/Recycling Carts	128.33	\$ 6,417	128.33	\$ 6,417	128.33	\$ 6,417	128.33	\$ 6,417	128.33	\$ 6,417	128.33	\$ 6,417	0.00	\$ -	0.00	\$ -
Total Capital Expenses		\$ 74,432		\$ 91,727		\$ 75,747		\$ 93,041		\$ 77,100		\$ 94,395		\$ 47,871		\$ 47,871
Total Non Cap/Capital Exp		\$ 114,511		\$ 143,788		\$ 117,028		\$ 146,664		\$ 119,620		\$ 149,627		\$ 91,666		\$ 104,760

Note (1): Non capital expenses for Years 2, 3, and 4 assume a 3% increase due to cost of inflation.

IF ONLY AREA 4 IS ANNEXED

Expense Items	Year 1				Year 2				Year 3				Year 4			
	Number	Minimum Costs	Number	Maximum Costs	Number	Minimum Costs	Number	Maximum Costs	Number	Minimum Costs	Number	Maximum Costs	Number	Minimum Costs	Number	Maximum Costs
Non Capital Expenses																
BT Access	0.01	\$ 1,851	0.01	\$ 1,851	0.01	\$ 1,906	0.01	\$ 1,906	0.01	\$ 1,963	0.01	\$ 1,963	0.01	\$ 2,022	0.01	\$ 2,022
Ivy Tech/Part 48 Industrial Park Service	0.00	\$ -	0.00	\$ -	0.00	\$ -	0.00	\$ -	0.00	\$ -	0.00	\$ -	0.00	\$ -	0.00	\$ -
S.Rogers/Fullerton Pk Operating Cost	0.00	\$ -	0.00	\$ -	0.00	\$ -	0.00	\$ -	0.00	\$ -	0.00	\$ -	0.00	\$ -	0.00	\$ -
Total Non Capital Expenses		\$ 1,851		\$ 1,851		\$ 1,906		\$ 1,906		\$ 1,963		\$ 1,963		\$ 2,022		\$ 2,022
Capital Expenses																
BT Access Vans	0.006	\$ 514	0.006	\$ 514	0.006	\$ 514	0.006	\$ 514	0.006	\$ 514	0.006	\$ 514	0.000	\$ -	0.000	\$ -
Ivy Tech/Part 48 Industrial Park Capital	0.00	\$ -	0.00	\$ -	0.000	\$ -	0.000	\$ -	0.000	\$ -	0.000	\$ -	0.000	\$ -	0.000	\$ -
S.Rogers/Fullerton Pk Capital Cost	0.00	\$ -	0.00	\$ -	0.000	\$ -	0.000	\$ -	0.000	\$ -	0.000	\$ -	0.000	\$ -	0.000	\$ -
Total Capital Expenses		\$ 514		\$ 514		\$ 514		\$ 514		\$ 514		\$ 514		\$ -		\$ -
Total Non Cap/Capital Exp		\$ 2,365		\$ 2,365		\$ 2,420		\$ 2,420		\$ 2,477		\$ 2,477		\$ 2,022		\$ 2,022

Note (1): Years 2, 3, and 4 assume a 3% increase due to cost of inflation.

Service to Ivy Tech/Part 48 Industrial Park

- * 60 minute frequency 256 days annually, 6 am to 7 pm, \$75.33/hour (Year 1 - 2022) operating cost
- * \$1,000,000 for one (1) new electric bus + \$25,000 for stops and shelters

Service to Monroe Hospital area

- * 60 minute frequency 256 days annually, 6 am to 7 pm, \$75.33/hour (Year 1 - 20220 operating cost for 2022
- * \$1,000,000 for one (1) new diesel bus + \$25,000 for stops and shelters

BT Access service

- * 30 additional daily trips, \$25.00/per trip cost x 256 days
- * \$160,000 capital cost (\$80,000 each) for two (2) new BT Access vehicles

City of Bloomington - Annexation

Projected Non-Capital & Capital Expenses

Utilities Department - Area 4: Central Island Bloomington Annexation Area

September 10, 2021

IF ONLY AREA 4 IS ANNEXED

Expense Items	Year 1				Year 2				Year 3				Year 4			
	Number	Minimum Costs	Number	Maximum Costs	Number	Minimum Costs	Number	Maximum Costs	Number	Minimum Costs	Number	Maximum Costs	Number	Minimum Costs	Number	Maximum Costs
Non Capital Expenses																
Stormwater Employees	0.06	\$ 4,337	0.06	\$ 4,337	0.06	\$ 4,467	0.06	\$ 4,467	0.06	\$ 4,601	0.06	\$ 4,601	0.06	\$ 4,739	0.06	\$ 4,739
Total Non Capital Expenses		\$ 4,337		\$ 4,337		\$ 4,467		\$ 4,467		\$ 4,601		\$ 4,601		\$ 4,739		\$ 4,739
Capital Expenses																
Service Truck, Dump Truck, Backhoe	0.003	\$ 601	0.003	\$ 671	0.003	\$ 601	0.003	\$ 671	0.003	\$ 601	0.003	\$ 671	0.000	\$ -	0.000	\$ -
Infrastructure	0.003	\$ 1,606	0.003	\$ 3,213	0.003	\$ 1,606	0.003	\$ 3,213	0.003	\$ 1,606	0.003	\$ 3,213	0.000	\$ -	0.000	\$ -
Total Capital Expenses		\$ 2,207		\$ 3,884		\$ 2,207		\$ 3,884		\$ 2,207		\$ 3,884		\$ -		\$ -
Total Non Cap/Capital Exp		\$ 6,544		\$ 8,221		\$ 6,674		\$ 8,351		\$ 6,808		\$ 8,485		\$ 4,739		\$ 4,739

Note (1): Non capital expenses for Years 2, 3, and 4 assume a 3% increase due to cost of inflation.

City of Bloomington

Revenue Projections - By Annexation Area
September 10, 2021

AREA 4 - CENTRAL ISLAND ANNEXATION AREA - REVENUE PROJECTIONS						
REVENUE SOURCE	ASSESSMENT YEAR YEAR 1	PAY YEAR 1 YEAR 2	PAY YEAR 2 YEAR 3	PAY YEAR 3 YEAR 4	PAY YEAR 4 YEAR 5	
Bloomington City Impacts						
Annexation Adjustment (Max Levy)	\$ -	\$ 79,861	\$ 82,975	\$ 86,211	\$ 89,574	
CCD Rate Reestablishment	\$ -	\$ 5,335	\$ 5,495	\$ 5,660	\$ 5,829	
Less: Property Tax Cap Credits	\$ -	\$ (5,493)	\$ (5,707)	\$ (5,929)	\$ (6,161)	
Equals: Subtotal - Net Property Tax	\$ -	\$ 79,703	\$ 82,763	\$ 85,941	\$ 89,242	
Plus Local Income Tax:						
LIT Certified Shares	\$ -	\$ -	\$ 9,057	\$ 11,354	\$ 12,144	
LIT Public Safety	\$ -	\$ -	\$ 4,146	\$ 4,612	\$ 4,751	
Equals: Subtotal - Local Income Tax	\$ -	\$ -	\$ 13,203	\$ 15,966	\$ 16,895	
Plus - Highway/Related Revenue:						
Motor Vehicle Highway Distribution	\$ -	\$ 9,796	\$ 9,796	\$ 9,796	\$ 9,796	
Local Road & Street Distribution	\$ -	\$ 5,732	\$ 5,732	\$ 5,732	\$ 5,732	
Wheel Tax	\$ -	\$ 8,153	\$ 8,153	\$ 8,153	\$ 8,153	
Motor Vehicle/Aircraft Excise Tax	\$ -	\$ 7,642	\$ 7,940	\$ 8,250	\$ 8,571	
Commercial Vehicle Excise Tax (CVET)	\$ -	\$ 530	\$ 550	\$ 571	\$ 593	
Equals: Subtotal - Highway/Related Revenue	\$ -	\$ 31,853	\$ 32,171	\$ 32,502	\$ 32,846	
Plus - Other Revenue:						
Financial Institutions Tax (FIT)	\$ -	\$ 1,958	\$ 2,033	\$ 2,111	\$ 2,192	
ABC Excise Tax	\$ -	\$ 457	\$ 475	\$ 493	\$ 512	
ABC Gallonage Tax	\$ -	\$ 1,022	\$ 1,061	\$ 1,103	\$ 1,146	
Cigarette Tax	\$ -	\$ 1,159	\$ 1,204	\$ 1,251	\$ 1,300	
Riverboat Wagering Distribution	\$ -	\$ 2,488	\$ 2,488	\$ 2,488	\$ 2,488	
Equals: Subtotal - Other Revenue	\$ -	\$ 7,083	\$ 7,261	\$ 7,446	\$ 7,638	
Total - City Impact Projections - Area 4	\$ -	\$ 118,639	\$ 135,399	\$ 141,856	\$ 146,621	
Storm Water Impact - Storm Collection Fees	\$ 6,903	\$ 6,903	\$ 6,903	\$ 6,903	\$ 6,903	
Bloomington Transit Impacts						
Annexation Adjustment (Max Levy)	\$ -	\$ 4,002	\$ 4,158	\$ 4,320	\$ 4,489	
Less: Property Tax Cap Credits	\$ -	\$ (279)	\$ (290)	\$ (301)	\$ (313)	
Equals: Subtotal - Net Property Tax	\$ -	\$ 3,723	\$ 3,868	\$ 4,019	\$ 4,176	
Plus: Other Revenue						
Financial Institutions Tax (FIT)	\$ -	\$ 100	\$ 104	\$ 108	\$ 112	
Motor Vehicle/Aircraft Excise Tax	\$ -	\$ 390	\$ 405	\$ 421	\$ 437	
Commercial Vehicle Excise Tax (CVET)	\$ -	\$ 27	\$ 28	\$ 29	\$ 30	
LIT Certified Shares	\$ -	\$ -	\$ 387	\$ 485	\$ 519	
Equals: Subtotal - Other Revenue	\$ -	\$ 516	\$ 923	\$ 1,042	\$ 1,098	
Total - Bloomington Transit Impacts	\$ -	\$ 4,240	\$ 4,792	\$ 5,062	\$ 5,274	
Grand Total - Area 4 Impacts	\$ 6,903	\$ 129,781	\$ 147,093	\$ 153,820	\$ 158,798	

City of Bloomington - Annexation

Revenues Over Costs

All Departments Combined - Area 5: South Island Bloomington Annexation Area

September 10, 2021

Net unallocated revenue through the first three (3) years will be placed in an impoundment fund(s)
Impoundment funds will be used to enhance services to the respective area

Revenues Over Minimal Costs	Pay Year 1	Pay Year 2	Pay Year 3	Pay Year 4
Total Revenues	\$ 631,392	\$ 738,545	\$ 778,827	\$ 807,986
Less: Non Capital Costs	\$ 283,650	\$ 301,247	\$ 305,582	\$ 314,745
Less: Capital Costs	\$ 208,224	\$ 187,537	\$ 188,500	\$ 34,041
Equals: Revenue Over/(Under Costs)	\$ 139,518	\$ 249,761	\$ 284,745	\$ 459,201
Less: Impoundment Fund(s) Deposits	\$ 139,518	\$ 249,761	\$ 284,745	\$ -
Equals: Net Revenue	\$ -	\$ -	\$ -	\$ 459,201

Revenues Over Maximum Costs	Pay Year 1	Pay Year 2	Pay Year 3	Pay Year 4
Total Revenues	\$ 631,392	\$ 738,545	\$ 778,827	\$ 807,986
Less: Non Capital Costs	\$ 399,917	\$ 416,461	\$ 424,252	\$ 436,975
Less: Capital Costs	\$ 360,269	\$ 328,484	\$ 329,556	\$ 37,917
Equals: Revenue Over/(Under Costs)	\$ (128,794)	\$ (6,399)	\$ 25,019	\$ 333,094
Less: Impoundment Fund(s) Deposits	\$ -	\$ -	\$ -	\$ -
Equals: Net Revenue	\$ (128,794)	\$ (6,399)	\$ 25,019	\$ 333,094

Note (1): The City intends to fund aggregate capital costs (all Annexation Areas) with debt issued from annexation revenue (no new taxes)

Note (2): Net revenue in areas 1A, 1B, 1C, 3, 4, and 5 will be placed in an impoundment fund(s)

Revenues Over Minimal Costs with 5 Year DS	Pay Year 1	Pay Year 2	Pay Year 3	Pay Year 4
Total Revenues	\$ 631,392	\$ 738,545	\$ 778,827	\$ 807,986
Less: Non Capital Costs	\$ 283,650	\$ 301,247	\$ 305,582	\$ 314,745
Less: Capital Costs	\$ 133,372	\$ 133,372	\$ 133,372	\$ 133,372
Equals: Revenue Over/(Under Costs)	\$ 214,371	\$ 303,927	\$ 339,873	\$ 359,870
Less: Impoundment Fund(s) Deposits	\$ 214,371	\$ 303,927	\$ 339,873	\$ -
Equals: Net Revenue	\$ -	\$ -	\$ -	\$ 359,870

Revenues Over Minimal Costs with 10 Year DS	Pay Year 1	Pay Year 2	Pay Year 3	Pay Year 4
Total Revenues	\$ 631,392	\$ 738,545	\$ 778,827	\$ 807,986
Less: Non Capital Costs	\$ 283,650	\$ 301,247	\$ 305,582	\$ 314,745
Less: Capital Costs	\$ 70,885	\$ 70,885	\$ 70,885	\$ 70,885
Equals: Revenue Over/(Under Costs)	\$ 276,857	\$ 366,413	\$ 402,360	\$ 422,356
Less: Impoundment Fund(s) Deposits	\$ 276,857	\$ 366,413	\$ 402,360	\$ -
Equals: Net Revenue	\$ -	\$ -	\$ -	\$ 422,356

City of Bloomington - Annexation

Revenues Over Costs

All Departments Combined - Area 5: South Island Bloomington Annexation Area

September 10, 2021

Net unallocated revenue through the first three (3) years will be placed in an impoundment fund(s)
Impoundment funds will be used to enhance services to the respective area

Revenues Over Maximum Costs with 5 Year DS	Pay Year 1	Pay Year 2	Pay Year 3	Pay Year 4
Total Revenues	\$ 631,392	\$ 738,545	\$ 778,827	\$ 807,986
Less: Non Capital Costs	\$ 399,917	\$ 416,461	\$ 424,252	\$ 436,975
Less: Capital Costs	\$ 227,835	\$ 227,835	\$ 227,835	\$ 227,835
Equals: Revenue Over/(Under Costs)	\$ 3,640	\$ 94,250	\$ 126,740	\$ 143,176
Less: Impoundment Fund(s) Deposits	\$ 3,640	\$ 94,250	\$ 126,740	\$ -
Equals: Net Revenue	\$ -	\$ -	\$ -	\$ 143,176

Revenues Over Maximum Costs with 10 Year DS	Pay Year 1	Pay Year 2	Pay Year 3	Pay Year 4
Total Revenues	\$ 631,392	\$ 738,545	\$ 778,827	\$ 807,986
Less: Non Capital Costs	\$ 399,917	\$ 416,461	\$ 424,252	\$ 436,975
Less: Capital Costs	\$ 121,091	\$ 121,091	\$ 121,091	\$ 121,091
Equals: Revenue Over/(Under Costs)	\$ 110,384	\$ 200,994	\$ 233,484	\$ 249,920
Less: Impoundment Fund(s) Deposits	\$ 110,384	\$ 200,994	\$ 233,484	\$ -
Equals: Net Revenue	\$ -	\$ -	\$ -	\$ 249,920

Revenues Over Maximum Costs with 20 Year DS	Pay Year 1	Pay Year 2	Pay Year 3	Pay Year 4
Total Revenues	\$ 631,392	\$ 738,545	\$ 778,827	\$ 807,986
Less: Non Capital Costs	\$ 399,917	\$ 416,461	\$ 424,252	\$ 436,975
Less: Capital Costs	\$ 68,124	\$ 68,124	\$ 68,124	\$ 68,124
Equals: Revenue Over/(Under Costs)	\$ 163,351	\$ 253,961	\$ 286,451	\$ 302,887
Less: Impoundment Fund(s) Deposits	\$ 163,351	\$ 253,961	\$ 286,451	\$ -
Equals: Net Revenue	\$ -	\$ -	\$ -	\$ 302,887

City of Bloomington - Annexation

Projected Non-Capital & Capital Expenses

All Departments Combined - Area 5: South Island Bloomington Annexation Area

September 10, 2021

Expense Items	Year 1		Year 2		Year 3		Year 4	
	Minimum Costs	Maximum Costs	Minimum Costs	Maximum Costs	Minimum Costs	Maximum Costs	Minimum Costs	Maximum Costs
Total Non Capital Expenses	\$ 283,650	\$ 399,917	\$ 301,247	\$ 416,461	\$ 305,582	\$ 424,252	\$ 314,745	\$ 436,975
Total Capital Expenses	\$ 208,224	\$ 360,269	\$ 187,537	\$ 328,484	\$ 188,500	\$ 329,556	\$ 34,041	\$ 37,917
Total Non Cap/Capital Exp	\$ 491,874	\$ 760,187	\$ 488,784	\$ 744,944	\$ 494,082	\$ 753,808	\$ 348,785	\$ 474,893

City of Bloomington

Sources & Uses

September 10, 2021

Minimum Capital Costs - 5 Year Bond

Sources

Bond Proceeds	\$ 624,594
Total Sources	\$ 624,594

Uses

Capital Projects	\$ 618,302
Issuance Costs	\$ 10,511
Misc.	\$ 2,789
Capitalized Interest	\$ -
Total Uses	\$ 631,602

Interest Rate	2.0%
Payback Period (in Years)	5

PRELIMINARY AMORTIZATION SCHEDULE

PERIOD	PAYMENT	INTEREST	PRINCIPAL	BALANCE
1	\$ 66,685.89	\$ 6,245.94	\$ 59,699.95	\$ 564,893.64
2	\$ 66,685.89	\$ 5,648.94	\$ 60,296.95	\$ 504,596.69
3	\$ 66,685.89	\$ 5,045.97	\$ 60,899.92	\$ 443,696.77
4	\$ 66,685.89	\$ 4,436.97	\$ 61,508.92	\$ 382,187.85
5	\$ 66,685.89	\$ 3,821.88	\$ 62,124.01	\$ 320,063.84
6	\$ 66,685.89	\$ 3,200.64	\$ 62,745.25	\$ 257,318.59
7	\$ 66,685.89	\$ 2,573.19	\$ 63,372.70	\$ 193,945.88
8	\$ 66,685.89	\$ 1,939.46	\$ 64,006.43	\$ 129,939.45
9	\$ 66,685.89	\$ 1,299.39	\$ 64,646.49	\$ 65,292.96
10	\$ 66,685.89	\$ 652.93	\$ 65,292.96	\$ -

Note: Assumes two (2) payments per year (ex: 1st year would include PERIOD 1 and 2)

Note: Assumes payments will begin in 1st Pay Year (Year 2 of Annexation)

Note: All estimates shown are preliminary (actual results may vary and may be material)

City of Bloomington

Sources & Uses

September 10, 2021

Maximum Capital Costs - 5 Year Bond

Sources

Bond Proceeds	\$ 1,066,973
Total Sources	\$ 1,066,973

Uses

Capital Projects	\$ 1,056,226
Issuance Costs	\$ 17,956
Misc.	\$ 4,764
Capitalized Interest	\$ -
Total Uses	\$ 1,078,946

Interest Rate 2.0%
Payback Period (in Years) 5

PRELIMINARY AMORTIZATION SCHEDULE

PERIOD	PAYMENT	INTEREST	PRINCIPAL	BALANCE
1	\$ 113,917.36	\$ 10,669.73	\$ 101,983.51	\$ 964,989.65
2	\$ 113,917.36	\$ 9,649.90	\$ 103,003.35	\$ 861,986.30
3	\$ 113,917.36	\$ 8,619.86	\$ 104,033.38	\$ 757,952.92
4	\$ 113,917.36	\$ 7,579.53	\$ 105,073.71	\$ 652,879.21
5	\$ 113,917.36	\$ 6,528.79	\$ 106,124.45	\$ 546,754.76
6	\$ 113,917.36	\$ 5,467.55	\$ 107,185.69	\$ 439,569.07
7	\$ 113,917.36	\$ 4,395.69	\$ 108,257.55	\$ 331,311.52
8	\$ 113,917.36	\$ 3,313.12	\$ 109,340.13	\$ 221,971.39
9	\$ 113,917.36	\$ 2,219.71	\$ 110,433.53	\$ 111,537.86
10	\$ 113,917.36	\$ 1,115.38	\$ 111,537.86	\$ -

Note: Assumes two (2) payments per year (ex: 1st year would include PERIOD 1 and 2)

Note: Assumes payments will begin in 1st Pay Year (Year 2 of Annexation)

Note: All estimates shown are preliminary (actual results may vary and may be material)

City of Bloomington

Sources & Uses

September 10, 2021

Minimum Capital Costs - 10 Year Bond

Sources

Bond Proceeds	\$ 624,594
Total Sources	\$ 624,594

Uses

Capital Projects	\$ 618,302
Issuance Costs	\$ 10,511
Misc.	\$ 2,789
Capitalized Interest	\$ -
Total Uses	\$ 631,602

Interest Rate 2.25%

Payback Period (in Years) 10

PRELIMINARY AMORTIZATION SCHEDULE

PERIOD	PAYMENT	INTEREST	PRINCIPAL	BALANCE
1	\$ 35,442.56	\$ 7,026.68	\$ 28,022.59	\$ 596,571.01
2	\$ 35,442.56	\$ 6,711.42	\$ 28,337.84	\$ 568,233.17
3	\$ 35,442.56	\$ 6,392.62	\$ 28,656.64	\$ 539,576.53
4	\$ 35,442.56	\$ 6,070.24	\$ 28,979.03	\$ 510,597.50
5	\$ 35,442.56	\$ 5,744.22	\$ 29,305.04	\$ 481,292.46
6	\$ 35,442.56	\$ 5,414.54	\$ 29,634.72	\$ 451,657.73
7	\$ 35,442.56	\$ 5,081.15	\$ 29,968.11	\$ 421,689.62
8	\$ 35,442.56	\$ 4,744.01	\$ 30,305.26	\$ 391,384.37
9	\$ 35,442.56	\$ 4,403.07	\$ 30,646.19	\$ 360,738.18
10	\$ 35,442.56	\$ 4,058.30	\$ 30,990.96	\$ 329,747.22
11	\$ 35,442.56	\$ 3,709.66	\$ 31,339.61	\$ 298,407.61
12	\$ 35,442.56	\$ 3,357.09	\$ 31,692.18	\$ 266,715.43
13	\$ 35,442.56	\$ 3,000.55	\$ 32,048.71	\$ 234,666.72
14	\$ 35,442.56	\$ 2,640.00	\$ 32,409.26	\$ 202,257.45
15	\$ 35,442.56	\$ 2,275.40	\$ 32,773.87	\$ 169,483.59
16	\$ 35,442.56	\$ 1,906.69	\$ 33,142.57	\$ 136,341.01
17	\$ 35,442.56	\$ 1,533.84	\$ 33,515.43	\$ 102,825.59
18	\$ 35,442.56	\$ 1,156.79	\$ 33,892.48	\$ 68,933.11
19	\$ 35,442.56	\$ 775.50	\$ 34,273.77	\$ 34,659.35
20	\$ 35,442.56	\$ 389.92	\$ 34,659.35	\$ -

Note: Assumes two (2) payments per year (ex: 1st year would include PERIOD 1 and 2)

Note: Assumes payments will begin in 1st Pay Year (Year 2 of Annexation)

Note: All estimates shown are preliminary (actual results may vary and may be material)

City of Bloomington

Sources & Uses

September 10, 2021

Maximum Capital Costs - 10 Year Bond

Sources

Bond Proceeds	\$ 1,066,973
Total Sources	\$ 1,066,973

Uses

Capital Projects	\$ 1,056,226
Issuance Costs	\$ 17,956
Misc.	\$ 4,764
Capitalized Interest	\$ -
Total Uses	\$ 1,078,946

Interest Rate 2.25%
Payback Period (in Years) 10

PRELIMINARY AMORTIZATION SCHEDULE

PERIOD	PAYMENT	INTEREST	PRINCIPAL	BALANCE
1	\$ 60,545.39	\$ 12,003.45	\$ 47,870.08	\$ 1,019,103.07
2	\$ 60,545.39	\$ 11,464.91	\$ 48,408.62	\$ 970,694.45
3	\$ 60,545.39	\$ 10,920.31	\$ 48,953.22	\$ 921,741.24
4	\$ 60,545.39	\$ 10,369.59	\$ 49,503.94	\$ 872,237.30
5	\$ 60,545.39	\$ 9,812.67	\$ 50,060.86	\$ 822,176.43
6	\$ 60,545.39	\$ 9,249.48	\$ 50,624.05	\$ 771,552.39
7	\$ 60,545.39	\$ 8,679.96	\$ 51,193.57	\$ 720,358.82
8	\$ 60,545.39	\$ 8,104.04	\$ 51,769.49	\$ 668,589.33
9	\$ 60,545.39	\$ 7,521.63	\$ 52,351.90	\$ 616,237.43
10	\$ 60,545.39	\$ 6,932.67	\$ 52,940.86	\$ 563,296.57
11	\$ 60,545.39	\$ 6,337.09	\$ 53,536.44	\$ 509,760.13
12	\$ 60,545.39	\$ 5,734.80	\$ 54,138.73	\$ 455,621.40
13	\$ 60,545.39	\$ 5,125.74	\$ 54,747.79	\$ 400,873.61
14	\$ 60,545.39	\$ 4,509.83	\$ 55,363.70	\$ 345,509.91
15	\$ 60,545.39	\$ 3,886.99	\$ 55,986.54	\$ 289,523.36
16	\$ 60,545.39	\$ 3,257.14	\$ 56,616.39	\$ 232,906.97
17	\$ 60,545.39	\$ 2,620.20	\$ 57,253.33	\$ 175,653.65
18	\$ 60,545.39	\$ 1,976.10	\$ 57,897.43	\$ 117,756.22
19	\$ 60,545.39	\$ 1,324.76	\$ 58,548.77	\$ 59,207.45
20	\$ 60,545.39	\$ 666.08	\$ 59,207.45	\$ -

Note: Assumes two (2) payments per year (ex: 1st year would include PERIOD 1 and 2)

Note: Assumes payments will begin in 1st Pay Year (Year 2 of Annexation)

Note: All estimates shown are preliminary (actual results may vary and may be material)

City of Bloomington

Sources & Uses

September 10, 2021

Maximum Capital Costs - 20 Year Bond

Sources

Bond Proceeds	\$ 1,066,973
Total Sources	\$ 1,066,973

Uses

Capital Projects	\$ 1,056,226
Issuance Costs	\$ 5,983
Misc.	\$ 4,764
Capitalized Interest	\$ 81
Total Uses	\$ 1,067,054

Interest Rate 2.5%
Payback Period (in Years) 20

PRELIMINARY AMORTIZATION SCHEDULE

PERIOD	PAYMENT	INTEREST	PRINCIPAL	BALANCE
1	\$ 34,061.88	\$ 13,337.16	\$ 20,722.13	\$ 1,046,251.03
2	\$ 34,061.88	\$ 13,078.14	\$ 20,981.15	\$ 1,025,269.88
3	\$ 34,061.88	\$ 12,815.87	\$ 21,243.42	\$ 1,004,026.46
4	\$ 34,061.88	\$ 12,550.33	\$ 21,508.96	\$ 982,517.50
5	\$ 34,061.88	\$ 12,281.47	\$ 21,777.82	\$ 960,739.67
6	\$ 34,061.88	\$ 12,009.25	\$ 22,050.05	\$ 938,689.63
7	\$ 34,061.88	\$ 11,733.62	\$ 22,325.67	\$ 916,363.96
8	\$ 34,061.88	\$ 11,454.55	\$ 22,604.74	\$ 893,759.21
9	\$ 34,061.88	\$ 11,171.99	\$ 22,887.30	\$ 870,871.91
10	\$ 34,061.88	\$ 10,885.90	\$ 23,173.39	\$ 847,698.52
11	\$ 34,061.88	\$ 10,596.23	\$ 23,463.06	\$ 824,235.46
12	\$ 34,061.88	\$ 10,302.94	\$ 23,756.35	\$ 800,479.11
13	\$ 34,061.88	\$ 10,005.99	\$ 24,053.30	\$ 776,425.81
14	\$ 34,061.88	\$ 9,705.32	\$ 24,353.97	\$ 752,071.84
15	\$ 34,061.88	\$ 9,400.90	\$ 24,658.39	\$ 727,413.44
16	\$ 34,061.88	\$ 9,092.67	\$ 24,966.62	\$ 702,446.82
17	\$ 34,061.88	\$ 8,780.59	\$ 25,278.71	\$ 677,168.11
18	\$ 34,061.88	\$ 8,464.60	\$ 25,594.69	\$ 651,573.42
19	\$ 34,061.88	\$ 8,144.67	\$ 25,914.62	\$ 625,658.80
20	\$ 34,061.88	\$ 7,820.73	\$ 26,238.56	\$ 599,420.24
21	\$ 34,061.88	\$ 7,492.75	\$ 26,566.54	\$ 572,853.70
22	\$ 34,061.88	\$ 7,160.67	\$ 26,898.62	\$ 545,955.08
23	\$ 34,061.88	\$ 6,824.44	\$ 27,234.85	\$ 518,720.23
24	\$ 34,061.88	\$ 6,484.00	\$ 27,575.29	\$ 491,144.94
25	\$ 34,061.88	\$ 6,139.31	\$ 27,919.98	\$ 463,224.96
26	\$ 34,061.88	\$ 5,790.31	\$ 28,268.98	\$ 434,955.98
27	\$ 34,061.88	\$ 5,436.95	\$ 28,622.34	\$ 406,333.64
28	\$ 34,061.88	\$ 5,079.17	\$ 28,980.12	\$ 377,353.52
29	\$ 34,061.88	\$ 4,716.92	\$ 29,342.37	\$ 348,011.15
30	\$ 34,061.88	\$ 4,350.14	\$ 29,709.15	\$ 318,301.99
31	\$ 34,061.88	\$ 3,978.77	\$ 30,080.52	\$ 288,221.48
32	\$ 34,061.88	\$ 3,602.77	\$ 30,456.52	\$ 257,764.95
33	\$ 34,061.88	\$ 3,222.06	\$ 30,837.23	\$ 226,927.72
34	\$ 34,061.88	\$ 2,836.60	\$ 31,222.70	\$ 195,705.03
35	\$ 34,061.88	\$ 2,446.31	\$ 31,612.98	\$ 164,092.05
36	\$ 34,061.88	\$ 2,051.15	\$ 32,008.14	\$ 132,083.91
37	\$ 34,061.88	\$ 1,651.05	\$ 32,408.24	\$ 99,675.67
38	\$ 34,061.88	\$ 1,245.95	\$ 32,813.35	\$ 66,862.32
39	\$ 34,061.88	\$ 835.78	\$ 33,223.51	\$ 33,638.81
40	\$ 34,061.88	\$ 420.49	\$ 33,638.81	\$ -

Note: Assumes two (2) payments per year (ex: 1st year would include PERIOD 1 and 2)

Note: Assumes payments will begin in 1st Pay Year (Year 2 of Annexation)

Note: All estimates shown are preliminary (actual results may vary and may be material)

City of Bloomington - Annexation

Projected Non-Capital & Capital Expenses
City Clerk Department - Area 5: South Island Bloomington Annexation Area
September 10, 2021

IF ONLY AREA 5 IS ANNEXED

Expense Items	Year 1				Year 2				Year 3				Year 4			
	Number	Minimum Costs	Number	Maximum Costs	Number	Minimum Costs	Number	Maximum Costs	Number	Minimum Costs	Number	Maximum Costs	Number	Minimum Costs	Number	Maximum Costs
Non Capital Expenses																
Total Non Capital Expenses		\$ -		\$ -		\$ -		\$ -		\$ -		\$ -		\$ -		\$ -
Capital Expenses																
Total Capital Expenses		\$ -		\$ -		\$ -		\$ -		\$ -		\$ -		\$ -		\$ -
Total Non Cap/Capital Exp		\$ -		\$ -		\$ -		\$ -		\$ -		\$ -		\$ -		\$ -

City of Bloomington - Annexation

Projected Non-Capital & Capital Expenses
Community & Family Resources Department - Area 5: South Island Bloomington Annexation Area
September 10, 2021

IF ONLY AREA 5 IS ANNEXED																
Expense Items	Year 1				Year 2				Year 3				Year 4			
	Number	Minimum Costs	Number	Maximum Costs	Number	Minimum Costs	Number	Maximum Costs	Number	Minimum Costs	Number	Maximum Costs	Number	Minimum Costs	Number	Maximum Costs
Non Capital Expenses																
New Employees	0.06	\$ 3,649	0.06	\$ 3,649	0.06	\$ 3,758	0.06	\$ 3,758	0.06	\$ 3,871	0.06	\$ 3,871	0.06	\$ 3,987	0.06	\$ 3,987
Marketing	0.06	\$ 487	0.06	\$ 487	0.06	\$ 501	0.06	\$ 501	0.06	\$ 516	0.06	\$ 516	0.06	\$ 532	0.06	\$ 532
New Program Development	0.06	\$ 1,520	0.06	\$ 1,520	0.06	\$ 1,566	0.06	\$ 1,566	0.06	\$ 1,613	0.06	\$ 1,613	0.06	\$ 1,661	0.06	\$ 1,661
Total Non Capital Expenses		\$ 5,656		\$ 5,656		\$ 5,825		\$ 5,825		\$ 6,000		\$ 6,000		\$ 6,180		\$ 6,180
Capital Expenses																
Total Capital Expenses		\$ -		\$ -		\$ -		\$ -		\$ -		\$ -		\$ -		\$ -
Total Non Cap/Capital Exp		\$ 5,656		\$ 5,656		\$ 5,825		\$ 5,825		\$ 6,000		\$ 6,000		\$ 6,180		\$ 6,180

Note (1): Years 2, 3, and 4 assume a 3% increase due to cost of inflation.

City of Bloomington - Annexation

Projected Non-Capital & Capital Expenses
Controller Department - Area 5: South Island Bloomington Annexation Area
September 10, 2021

IF ONLY AREA 5 IS ANNEXED

Expense Items	Year 1				Year 2				Year 3				Year 4			
	Number	Minimum Costs	Number	Maximum Costs	Number	Minimum Costs	Number	Maximum Costs	Number	Minimum Costs	Number	Maximum Costs	Number	Minimum Costs	Number	Maximum Costs
Non Capital Expenses																
New Employees			0.00	\$ -			0.00	\$ -			0.00	\$ -			0.00	\$ -
Supplies			0.00	\$ -			0.00	\$ -			0.00	\$ -			0.00	\$ -
Total Non Capital Expenses		\$ -		\$ -		\$ -		\$ -		\$ -		\$ -		\$ -		\$ -
Capital Expenses																
Total Capital Expenses		\$ -		\$ -		\$ -		\$ -		\$ -		\$ -		\$ -		\$ -
Total Non Cap/Capital Exp		\$ -		\$ -		\$ -		\$ -		\$ -		\$ -		\$ -		\$ -

Note (1): Years 2, 3, and 4 assume a 3% increase due to cost of inflation.

City of Bloomington - Annexation

Projected Non-Capital & Capital Expenses
Council Department - Area 5: South Island Bloomington Annexation Area
September 10, 2021

IF ONLY AREA 5 IS ANNEXED

Expense Items	Year 1				Year 2				Year 3				Year 4			
	Number	Minimum Costs	Number	Maximum Costs	Number	Minimum Costs	Number	Maximum Costs	Number	Minimum Costs	Number	Maximum Costs	Number	Minimum Costs	Number	Maximum Costs
Non Capital Expenses																
Total Non Capital Expenses		\$ -		\$ -		\$ -		\$ -		\$ -		\$ -		\$ -		\$ -
Capital Expenses																
Total Capital Expenses		\$ -		\$ -		\$ -		\$ -		\$ -		\$ -		\$ -		\$ -
Total Non Cap/Capital Exp		\$ -		\$ -		\$ -		\$ -		\$ -		\$ -		\$ -		\$ -

IF ONLY AREA 5 IS ANNEXED

Expense Items	Year 1				Year 2				Year 3				Year 4			
	Number	Minimum Costs	Number	Maximum Costs	Number	Minimum Costs	Number	Maximum Costs	Number	Minimum Costs	Number	Maximum Costs	Number	Minimum Costs	Number	Maximum Costs
Non Capital Expenses																
Labor Support \$160k - \$75k x 2 Years	0.06	\$ 4,561	0.06	\$ 4,561	0.06	\$ 4,561	0.06	\$ 4,561		\$ -		\$ -		\$ -		\$ -
Total Non Capital Expenses		\$ 4,561		\$ 4,561		\$ 4,561		\$ 4,561		\$ -		\$ -		\$ -		\$ -
Capital Expenses																
Total Capital Expenses		\$ -		\$ -		\$ -		\$ -		\$ -		\$ -		\$ -		\$ -
Total Non Cap/Capital Exp		\$ 4,561		\$ 4,561		\$ 4,561		\$ 4,561		\$ -		\$ -		\$ -		\$ -

Note (1): Non capital expenses for Years 2, 3, and 4 assume a 3% increase due to cost of inflation.

City of Bloomington - Annexation

Projected Non-Capital & Capital Expenses

Engineering Department - Area 5: South Island Bloomington Annexation Area

September 10, 2021

IF ONLY AREA 5 IS ANNEXED

Expense Items	Year 1				Year 2				Year 3				Year 4			
	Number	Minimum Costs	Number	Maximum Costs	Number	Minimum Costs	Number	Maximum Costs	Number	Minimum Costs	Number	Maximum Costs	Number	Minimum Costs	Number	Maximum Costs
Non Capital Expenses																
New Project Manager	0.06	\$ 3,041	0.06	\$ 3,284	0.06	\$ 3,132	0.06	\$ 3,383	0.06	\$ 3,226	0.06	\$ 3,484	0.06	\$ 3,323	0.06	\$ 3,589
New Engineering Field Specialist	0.06	\$ 2,919	0.06	\$ 3,162	0.06	\$ 3,007	0.06	\$ 3,257	0.06	\$ 3,097	0.06	\$ 3,355	0.06	\$ 3,190	0.06	\$ 3,456
Supplies	0.06	\$ 395	0.06	\$ 395	0.06	\$ 407	0.06	\$ 407	0.06	\$ 419	0.06	\$ 419	0.06	\$ 432	0.06	\$ 432
Travel, Dues & Instructions	0.06	\$ 91	0.06	\$ 91	0.06	\$ 94	0.06	\$ 94	0.06	\$ 97	0.06	\$ 97	0.06	\$ 100	0.06	\$ 100
Total Non Capital Expenses		\$ 6,446		\$ 6,933		\$ 6,640		\$ 7,141		\$ 6,839		\$ 7,355		\$ 7,044		\$ 7,576
Capital Expenses																
Trucks	0.08	\$ 2,027	0.08	\$ 2,027	0.08	\$ 2,027	0.08	\$ 2,027	0.08	\$ 2,027	0.08	\$ 2,027	0.00	\$ -	0.00	\$ -
Phones/Tablets	0.08	\$ 41	0.08	\$ 41	0.08	\$ 41	0.08	\$ 41	0.08	\$ 41	0.08	\$ 41	0.00	\$ -	0.00	\$ -
Work Space Expansion	0.04	\$ 2,027	0.08	\$ 4,054	0.04	\$ 2,027	0.08	\$ 4,054	0.04	\$ 2,027	0.08	\$ 4,054	0.00	\$ -	0.00	\$ -
Engineering Projects	0.02	\$ 34,462	0.02	\$ 34,462	0.02	\$ 34,462	0.02	\$ 34,462	0.02	\$ 34,462	0.02	\$ 34,462	0.00	\$ -	0.00	\$ -
Total Capital Expenses		\$ 38,557		\$ 40,584		\$ 38,557		\$ 40,584		\$ 38,557		\$ 40,584		\$ -		\$ -
Total Non Cap/Capital Exp		\$ 45,003		\$ 47,517		\$ 45,196		\$ 47,725		\$ 45,396		\$ 47,939		\$ 7,044		\$ 7,576

Note (1): Non capital expenses for Years 2, 3, and 4 assume a 3% increase due to cost of inflation.

City of Bloomington - Annexation

Projected Non-Capital & Capital Expenses

Fire Department - Area 5: South Island Bloomington Annexation Area

September 10, 2021

IF ONLY AREA 5 IS ANNEXED

Expense Items	Year 1				Year 2				Year 3				Year 4			
	Number	Minimum Costs	Number	Maximum Costs	Number	Minimum Costs	Number	Maximum Costs	Number	Minimum Costs	Number	Maximum Costs	Number	Minimum Costs	Number	Maximum Costs
Non Capital Expenses																
Captains	0.00	\$ -	0.00	\$ -	0.00	\$ -	0.00	\$ -	0.00	\$ -	0.00	\$ -	0.00	\$ -	0.00	\$ -
Chauffeurs	0.00	\$ -	0.00	\$ -	0.00	\$ -	0.00	\$ -	0.00	\$ -	0.00	\$ -	0.00	\$ -	0.00	\$ -
Firefighters	0.00	\$ -	0.00	\$ -	0.00	\$ -	0.00	\$ -	0.00	\$ -	0.00	\$ -	0.00	\$ -	0.00	\$ -
Deputy Fire Marshal	0.00	\$ -	0.00	\$ -	0.00	\$ -	0.00	\$ -	0.00	\$ -	0.00	\$ -	0.00	\$ -	0.00	\$ -
Apparatus Operating Maintenance	0.00	\$ -	0.00	\$ -	0.00	\$ -	0.00	\$ -	0.00	\$ -	0.00	\$ -	0.00	\$ -	0.00	\$ -
Fire Station Annual Maintenance	0.00	\$ -	0.00	\$ -	0.00	\$ -	0.00	\$ -	0.00	\$ -	0.00	\$ -	0.00	\$ -	0.00	\$ -
Total Non Capital Expenses		\$ -		\$ -		\$ -		\$ -		\$ -		\$ -		\$ -		\$ -
Capital Expenses																
Station Upgrade	0.00	\$ -	0.00	\$ -												
Fire Engine Pumper	0.00	\$ -	0.00	\$ -												
SCBA Inventory	0.00	\$ -	0.00	\$ -												
Personal Protective Equipment	0.00	\$ -	0.00	\$ -												
Office Reconfiguration/Furniture	0.00	\$ -	0.00	\$ -												
Communication Equipment	0.00	\$ -	0.00	\$ -												
Total Capital Expenses		\$ -		\$ -		\$ -		\$ -		\$ -		\$ -		\$ -		\$ -
Total Non Cap/Capital Exp		\$ -		\$ -		\$ -		\$ -		\$ -		\$ -		\$ -		\$ -

Note (1): Based on supplying fire protection to Richland and Salt Creek Townships.

0

City of Bloomington - Annexation

Projected Non-Capital & Capital Expenses

HAND Department - Area 5: South Island Bloomington Annexation Area

September 10, 2021

IF ONLY AREA 5 IS ANNEXED

Expense Items	Year 1				Year 2				Year 3				Year 4			
	Number	Minimum Costs	Number	Maximum Costs	Number	Minimum Costs	Number	Maximum Costs	Number	Minimum Costs	Number	Maximum Costs	Number	Minimum Costs	Number	Maximum Costs
Non Capital Expenses																
Neighborhood Compliance Officer (NCO)	0.00	\$ -	0.00	\$ -	0.00	\$ -	0.00	\$ -	0.00	\$ -	0.00	\$ -	0.00	\$ -	0.00	\$ -
Administrative Assistant	0.06	\$ 2,084	0.12	\$ 4,168	0.06	\$ 2,146	0.12	\$ 4,293	0.06	\$ 2,211	0.12	\$ 4,422	0.06	\$ 2,277	0.12	\$ 4,554
Supplies/Other	0.06	\$ 182	0.06	\$ 304	0.06	\$ 188	0.06	\$ 313	0.06	\$ 194	0.06	\$ 323	0.06	\$ 199	0.06	\$ 332
NCO Inspection Tools	0.00	\$ -	0.00	\$ -												
Total Non Capital Expenses		\$ 2,266		\$ 4,472		\$ 2,334		\$ 4,606		\$ 2,404		\$ 4,744		\$ 2,477		\$ 4,887
Capital Expenses																
NCO Vehicles	0.00	\$ -	0.00	\$ -												
NCO Technology	0.00	\$ -	0.00	\$ -												
Total Capital Expenses		\$ -		\$ -		\$ -		\$ -		\$ -		\$ -		\$ -		\$ -
Total Non Cap/Capital Exp		\$ 2,266		\$ 4,472		\$ 2,334		\$ 4,606		\$ 2,404		\$ 4,744		\$ 2,477		\$ 4,887

Note (1): Non capital expenses for Years 2, 3, and 4 assume a 3% increase due to cost of inflation.

City of Bloomington - Annexation

Projected Non-Capital & Capital Expenses

Human Resources Department - Area 5: South Island Bloomington Annexation Area

September 10, 2021

IF ONLY AREA 5 IS ANNEXED

Expense Items	Year 1				Year 2				Year 3				Year 4			
	Number	Minimum Costs	Number	Maximum Costs	Number	Minimum Costs	Number	Maximum Costs	Number	Minimum Costs	Number	Maximum Costs	Number	Minimum Costs	Number	Maximum Costs
Non Capital Expenses																
Special Project Manager	0.04	\$ 3,553	0.04	\$ 3,553	0.04	\$ 3,660	0.04	\$ 3,660	0.04	\$ 3,770	0.04	\$ 3,770	0.04	\$ 3,883	0.04	\$ 3,883
Administrative Assistant	0.04	\$ 1,820	0.04	\$ 1,820	0.04	\$ 1,875	0.04	\$ 1,875	0.04	\$ 1,931	0.04	\$ 1,931	0.04	\$ 1,989	0.04	\$ 1,989
Training/Professional Dues	0.04	\$ 34	0.04	\$ 34	0.04	\$ 35	0.04	\$ 35	0.04	\$ 36	0.04	\$ 36	0.04	\$ 37	0.04	\$ 37
Supplies	0.04	\$ 22	0.04	\$ 22	0.04	\$ 22	0.04	\$ 22	0.04	\$ 23	0.04	\$ 23	0.04	\$ 24	0.04	\$ 24
Total Non Capital Expenses		\$ 5,429		\$ 5,429		\$ 5,592		\$ 5,592		\$ 5,760		\$ 5,760		\$ 5,932		\$ 5,932
Capital Expenses																
Computer/Office Equip	0.01	\$ 36	0.01	\$ 72	0.01	\$ 36	0.01	\$ 72	0.01	\$ 36	0.01	\$ 72	0.00	\$ -	0.00	\$ -
Total Capital Expenses		\$ 36		\$ 72		\$ 36		\$ 72		\$ 36		\$ 72		\$ -		\$ -
Total Non Cap/Capital Exp		\$ 5,465		\$ 5,501		\$ 5,628		\$ 5,664		\$ 5,796		\$ 5,832		\$ 5,932		\$ 5,932

Note (1): Non capital expenses for Years 2, 3, and 4 assume a 3% increase due to cost of inflation.

City of Bloomington - Annexation

Projected Non-Capital & Capital Expenses

ITS Department - Area 5: South Island Bloomington Annexation Area

September 10, 2021

IF ONLY AREA 5 IS ANNEXED

Expense Items	Year 1				Year 2				Year 3				Year 4			
	Number	Minimum Costs	Number	Maximum Costs	Number	Minimum Costs	Number	Maximum Costs	Number	Minimum Costs	Number	Maximum Costs	Number	Minimum Costs	Number	Maximum Costs
Non Capital Expenses																
Tech Support Specialist	0.03	\$ 2,129	0.06	\$ 4,257	0.03	\$ 4,385	0.06	\$ 4,385	0.03	\$ 4,516	0.06	\$ 4,516	0.03	\$ 4,652	0.06	\$ 4,652
Application Analyst	0.06	\$ 5,169	0.06	\$ 5,169	0.06	\$ 5,324	0.06	\$ 5,324	0.06	\$ 5,484	0.06	\$ 5,484	0.06	\$ 5,649	0.06	\$ 5,649
GIS Specialist	0.03	\$ 2,281	0.06	\$ 4,561	0.03	\$ 4,698	0.06	\$ 4,698	0.03	\$ 4,839	0.06	\$ 4,839	0.03	\$ 4,984	0.06	\$ 4,984
Junior Systems/Network Admin	0	\$ -	0	\$ -	0.06	\$ 4,561	0.06	\$ 4,561	0.06	\$ 4,698	0.06	\$ 4,698	0.06	\$ 4,839	0.06	\$ 4,839
Software Licenses & Maintenance	0.06	\$ 27	0.06	\$ 27	0.06	\$ 150	0.06	\$ 150	0.06	\$ 150	0.06	\$ 150	0.06	\$ 150	0.06	\$ 150
Phone Service	0.06	\$ 55	0.06	\$ 55	0.06	\$ 56	0.06	\$ 56	0.06	\$ 58	0.06	\$ 58	0.06	\$ 60	0.06	\$ 60
New Facility Maintenance	0.06	\$ 304	0.06	\$ 304	0.06	\$ 313	0.06	\$ 313	0.06	\$ 323	0.06	\$ 323	0.06	\$ 332	0.06	\$ 332
Total Non Capital Expenses		\$ 9,965		\$ 14,374		\$ 19,488		\$ 19,488		\$ 20,068		\$ 20,068		\$ 20,665		\$ 20,665
Capital Expenses																
Hardware (Tech) for Staff	0.02	\$ 41	0.02	\$ 41	0.02	\$ 41	0.02	\$ 41	0.02	\$ 41	0.02	\$ 41	0.00	\$ -	0.00	\$ -
Existing Facility Improvements	0.02	\$ 203	0.02	\$ 405	0.02	\$ 203	0.02	\$ 405	0.02	\$ 203	0.02	\$ 405	0.00	\$ -	0.00	\$ -
New Facility	0.02	\$ 608	0.02	\$ 1,216	0.02	\$ 608	0.02	\$ 1,216	0.02	\$ 608	0.02	\$ 1,216	0.00	\$ -	0.00	\$ -
Total Capital Expenses		\$ 851		\$ 1,662		\$ 851		\$ 1,662		\$ 851		\$ 1,662		\$ -		\$ -
Total Non Cap/Capital Exp		\$ 10,816		\$ 16,036		\$ 20,339		\$ 21,150		\$ 20,919		\$ 21,730		\$ 20,665		\$ 20,665

Note (1): Non capital expenses for Years 2, 3, and 4 assume a 3% increase due to cost of inflation.

City of Bloomington - Annexation

Projected Non-Capital & Capital Expenses
Legal Department - Area 5: South Island Bloomington Annexation Area
September 10, 2021

IF ONLY AREA 5 IS ANNEXED

Expense Items	Year 1				Year 2				Year 3				Year 4			
	Number	Minimum Costs	Number	Maximum Costs	Number	Minimum Costs	Number	Maximum Costs	Number	Minimum Costs	Number	Maximum Costs	Number	Minimum Costs	Number	Maximum Costs
Non Capital Expenses																
		\$ -		\$ -		\$ -		\$ -		\$ -		\$ -		\$ -		\$ -
Total Non Capital Expenses		\$ -		\$ -		\$ -		\$ -		\$ -		\$ -		\$ -		\$ -
Capital Expenses																
Total Capital Expenses		\$ -		\$ -		\$ -		\$ -		\$ -		\$ -		\$ -		\$ -
Total Non Cap/Capital Exp		\$ -		\$ -		\$ -		\$ -		\$ -		\$ -		\$ -		\$ -

Note (1): Non capital expenses for Years 2, 3, and 4 assume a 3% increase due to cost of inflation.

City of Bloomington - Annexation

Projected Non-Capital & Capital Expenses
Mayor Department - Area 5: South Island Bloomington Annexation Area
September 10, 2021

IF ONLY AREA 5 IS ANNEXED

Expense Items	Year 1				Year 2				Year 3				Year 4			
	Number	Minimum Costs	Number	Maximum Costs	Number	Minimum Costs	Number	Maximum Costs	Number	Minimum Costs	Number	Maximum Costs	Number	Minimum Costs	Number	Maximum Costs
Non Capital Expenses																
New Employee	0.06	\$ 9,122	0.06	\$ 9,122	0.06	\$ 9,396	0.06	\$ 9,396	0.06	\$ 9,678	0.06	\$ 9,678	0.06	\$ 9,968	0.06	\$ 9,968
Total Non Capital Expenses		\$ 9,122		\$ 9,122		\$ 9,396		\$ 9,396		\$ 9,678		\$ 9,678		\$ 9,968		\$ 9,968
Capital Expenses																
Total Capital Expenses		\$ -		\$ -		\$ -		\$ -		\$ -		\$ -		\$ -		\$ -
Total Non Cap/Capital Exp		\$ 9,122		\$ 9,122		\$ 9,396		\$ 9,396		\$ 9,678		\$ 9,678		\$ 9,968		\$ 9,968

City of Bloomington - Annexation

Projected Non-Capital & Capital Expenses

Parks Department - Area 5: South Island Bloomington Annexation Area

September 10, 2021

IF ONLY AREA 5 IS ANNEXED

Expense Items	Year 1				Year 2				Year 3				Year 4			
	Number	Minimum Costs	Number	Maximum Costs	Number	Minimum Costs	Number	Maximum Costs	Number	Minimum Costs	Number	Maximum Costs	Number	Minimum Costs	Number	Maximum Costs
Non Capital Expenses																
Seasonal Employee	0.13	\$ 4,604	0.51	\$ 18,418	0.13	\$ 4,743	0.51	\$ 18,970	0.13	\$ 4,885	0.51	\$ 19,540	0.13	\$ 5,031	0.51	\$ 20,126
Full Time Staff	0.06	\$ 3,001	0.06	\$ 3,001	0.06	\$ 3,091	0.06	\$ 3,091	0.06	\$ 3,183	0.06	\$ 3,183	0.06	\$ 3,279	0.06	\$ 3,279
Labor - Grounds & Facilities	0.06	\$ 1,603	0.06	\$ 4,815	0.06	\$ 1,651	0.06	\$ 4,959	0.06	\$ 1,701	0.06	\$ 5,108	0.06	\$ 1,752	0.06	\$ 5,261
Supplies - Grounds & Facilities	0.06	\$ 643	0.06	\$ 1,930	0.06	\$ 663	0.06	\$ 1,988	0.06	\$ 683	0.06	\$ 2,048	0.06	\$ 703	0.06	\$ 2,109
Miscellaneous	0.06	\$ 145	0.06	\$ 434	0.06	\$ 149	0.06	\$ 447	0.06	\$ 153	0.06	\$ 460	0.06	\$ 158	0.06	\$ 474
Total Non Capital Expenses		\$ 9,996		\$ 28,598		\$ 10,296		\$ 29,455		\$ 10,605		\$ 30,339		\$ 10,923		\$ 31,249
Capital Expenses																
Parks/Trails/Enhancements	0.14	\$ 64,692	0.33	\$ 157,737	0.14	\$ 64,692	0.33	\$ 157,737	0.14	\$ 64,692	0.33	\$ 157,737	0.00	\$ -	0.00	\$ -
Total Capital Expenses		\$ 64,692		\$ 157,737		\$ 64,692		\$ 157,737		\$ 64,692		\$ 157,737		\$ -		\$ -
Total Non Cap/Capital Exp		\$ 74,688		\$ 186,334		\$ 74,988		\$ 187,192		\$ 75,297		\$ 188,076		\$ 10,923		\$ 31,249

Note (1): Non capital expenses for Years 2, 3, and 4 assume a 3% increase due to cost of inflation.

City of Bloomington - Annexation

Projected Non-Capital & Capital Expenses

Planning Department - Area 5: South Island Bloomington Annexation Area

September 10, 2021

IF ONLY AREA 5 IS ANNEXED

Expense Items	Year 1				Year 2				Year 3				Year 4			
	Number	Minimum Costs	Number	Maximum Costs	Number	Minimum Costs	Number	Maximum Costs	Number	Minimum Costs	Number	Maximum Costs	Number	Minimum Costs	Number	Maximum Costs
Non Capital Expenses																
Development Services (DS) - Zoning Planner (1)	0.00	\$ -	0.00	\$ -	0.00	\$ -	0.00	\$ -	0.00	\$ -	0.00	\$ -	0.00	\$ -	0.00	\$ -
(DS) - Senior Zoning Planner (1)	0.00	\$ -	0.00	\$ -	0.00	\$ -	0.00	\$ -	0.00	\$ -	0.00	\$ -	0.00	\$ -	0.00	\$ -
(DS) - Zoning Compliance Planner (1)	0.00	\$ -	0.00	\$ -	0.00	\$ -	0.00	\$ -	0.00	\$ -	0.00	\$ -	0.00	\$ -	0.00	\$ -
Miscellaneous	0.00	\$ -	0.00	\$ -	0.00	\$ -	0.00	\$ -	0.00	\$ -	0.00	\$ -	0.00	\$ -	0.00	\$ -
Total Non Capital Expenses		\$ -		\$ -		\$ -		\$ -		\$ -		\$ -		\$ -		\$ -
Capital Expenses																
Zoning New Land Mass	0.00	\$ -	0.00	\$ -												
Database	0.00	\$ -	0.00	\$ -												
Total Capital Expenses		\$ -		\$ -		\$ -		\$ -		\$ -		\$ -		\$ -		\$ -
Total Non Cap/Capital Exp		\$ -		\$ -		\$ -		\$ -		\$ -		\$ -		\$ -		\$ -

Note (1): Non capital expenses for Years 2, 3, and 4 assume a 3% increase due to cost of inflation.

City of Bloomington - Annexation

Projected Non-Capital & Capital Expenses

Police Department (SWORN) - Area 5: South Island Bloomington Annexation Area

September 10, 2021

IF ONLY AREA 5 IS ANNEXED

Expense Items	Year 1				Year 2				Year 3				Year 4			
	Number	Minimum Costs	Number	Maximum Costs	Number	Minimum Costs	Number	Maximum Costs	Number	Minimum Costs	Number	Maximum Costs	Number	Minimum Costs	Number	Maximum Costs
Non Capital Expenses																
Sworn Officer	1.05	\$ 90,911	1.50	\$ 130,305	1.05	\$ 93,638	1.50	\$ 134,214	1.05	\$ 96,447	1.50	\$ 138,241	1.05	\$ 99,340	1.50	\$ 142,388
Sworn Detective	0.14	\$ 12,067	0.25	\$ 22,123	0.14	\$ 12,429	0.25	\$ 22,787	0.14	\$ 12,802	0.25	\$ 23,471	0.14	\$ 13,186	0.25	\$ 24,175
Sworn Sergeant	0.30	\$ 29,496	0.50	\$ 49,160	0.30	\$ 30,381	0.50	\$ 50,635	0.30	\$ 31,292	0.50	\$ 52,154	0.30	\$ 32,231	0.50	\$ 53,719
Sworn Lieutenant	0.00	\$ -	0.00	\$ -	0.00	\$ -	0.00	\$ -	0.00	\$ -	0.00	\$ -	0.00	\$ -	0.00	\$ -
Sworn Administrator - Captain	0.00	\$ -	0.00	\$ -	0.00	\$ -	0.00	\$ -	0.00	\$ -	0.00	\$ -	0.00	\$ -	0.00	\$ -
Total Non Capital Expenses		\$ 132,474		\$ 201,589		\$ 136,448		\$ 207,636		\$ 140,542		\$ 213,865		\$ 144,758		\$ 220,281
Capital Expenses																
MDT	0.34	\$ 944	0.53	\$ 1,470	0.34	\$ 944	0.53	\$ 1,470	0.34	\$ 944	0.53	\$ 1,470	0.00	\$ -	0.00	\$ -
Mobile Radio	0.34	\$ 1,012	0.53	\$ 1,575	0.34	\$ 1,012	0.53	\$ 1,575	0.34	\$ 1,012	0.53	\$ 1,575	0.00	\$ -	0.00	\$ -
Car Equipment	0.34	\$ 1,687	0.53	\$ 2,625	0.34	\$ 1,687	0.53	\$ 2,625	0.34	\$ 1,687	0.53	\$ 2,625	0.00	\$ -	0.00	\$ -
Car Build-out	0.34	\$ 337	0.53	\$ 525	0.34	\$ 337	0.53	\$ 525	0.34	\$ 337	0.53	\$ 525	0.00	\$ -	0.00	\$ -
Cradlepoints/Atennas/Cables	0.34	\$ 675	0.53	\$ 1,050	0.34	\$ 675	0.53	\$ 1,050	0.34	\$ 675	0.53	\$ 1,050	0.00	\$ -	0.00	\$ -
Computer	0.17	\$ 273	0.28	\$ 445	0.17	\$ 273	0.28	\$ 445	0.17	\$ 273	0.28	\$ 445	0.00	\$ -	0.00	\$ -
Patrol Cars	0.34	\$ 9,445	0.53	\$ 14,700	0.34	\$ 9,445	0.53	\$ 14,700	0.34	\$ 9,445	0.53	\$ 14,700	0.00	\$ -	0.00	\$ -
Stop Sticks	0.19	\$ 96	0.28	\$ 138	0.19	\$ 96	0.28	\$ 138	0.19	\$ 96	0.28	\$ 138	0.00	\$ -	0.00	\$ -
Vehicle Wrap	0.19	\$ 144	0.28	\$ 206	0.19	\$ 144	0.28	\$ 206	0.19	\$ 144	0.28	\$ 206	0.00	\$ -	0.00	\$ -
AEDs (Defibrilators)	0.19	\$ 403	0.28	\$ 578	0.19	\$ 403	0.28	\$ 578	0.19	\$ 403	0.28	\$ 578	0.00	\$ -	0.00	\$ -
Misc Car Equipment	0.19	\$ 38	0.28	\$ 55	0.19	\$ 38	0.28	\$ 55	0.19	\$ 38	0.28	\$ 55	0.00	\$ -	0.00	\$ -
Body Cams/Licensing	0.35	\$ 698	0.50	\$ 1,000	0.35	\$ 698	0.50	\$ 1,000	0.35	\$ 698	0.50	\$ 1,000	0.00	\$ -	0.00	\$ -
Officer Gear	0.35	\$ 3,035	0.50	\$ 4,350	0.35	\$ 3,035	0.50	\$ 4,350	0.35	\$ 3,035	0.50	\$ 4,350	0.00	\$ -	0.00	\$ -
Building/Office Space	0.35	\$ 2,675	0.50	\$ 3,834	0.35	\$ 2,675	0.50	\$ 3,834	0.35	\$ 2,675	0.50	\$ 3,834	0.00	\$ -	0.00	\$ -
Cell Phone	0.15	\$ 29	0.25	\$ 50	0.15	\$ 29	0.25	\$ 50	0.15	\$ 29	0.25	\$ 50	0.00	\$ -	0.00	\$ -
Laptop	0.00	\$ -	0.00	\$ -	0.00	\$ -	0.00	\$ -	0.00	\$ -	0.00	\$ -	0.00	\$ -	0.00	\$ -
Interceptor SUV	0.00	\$ -	0.00	\$ -	0.00	\$ -	0.00	\$ -	0.00	\$ -	0.00	\$ -	0.00	\$ -	0.00	\$ -
Officer Furniture	0.06	\$ 12	0.09	\$ 17	0.06	\$ 12	0.09	\$ 17	0.06	\$ 12	0.09	\$ 17	0.00	\$ -	0.00	\$ -
Detective Furniture	0.05	\$ 66	0.08	\$ 121	0.05	\$ 66	0.08	\$ 121	0.05	\$ 66	0.08	\$ 121	0.00	\$ -	0.00	\$ -
Sergeant Furniture	0.07	\$ 53	0.11	\$ 88	0.07	\$ 53	0.11	\$ 88	0.07	\$ 53	0.11	\$ 88	0.00	\$ -	0.00	\$ -
Lieutenant Furniture	0.00	\$ -	0.00	\$ -	0.00	\$ -	0.00	\$ -	0.00	\$ -	0.00	\$ -	0.00	\$ -	0.00	\$ -
Admin Furniture	0.00	\$ -	0.00	\$ -	0.00	\$ -	0.00	\$ -	0.00	\$ -	0.00	\$ -	0.00	\$ -	0.00	\$ -
Total Capital Expenses		\$ 21,621		\$ 32,827		\$ 21,621		\$ 32,827		\$ 21,621		\$ 32,827		\$ -		\$ -
Total Non Cap/Capital Exp		\$ 154,095		\$ 234,415		\$ 158,070		\$ 240,463		\$ 162,163		\$ 246,692		\$ 144,758		\$ 220,281

Note (1): Non capital expenses for Years 2, 3, and 4 assume a 3% increase due to cost of inflation.

City of Bloomington - Annexation

Projected Non-Capital & Capital Expenses
Police Department (CIVILIAN) - Area 5: South Island Bloomington Annexation Area
September 10, 2021

IF ONLY AREA 5 IS ANNEXED

Expense Items	Year 1				Year 2				Year 3				Year 4			
	Number	Minimum Costs	Number	Maximum Costs	Number	Minimum Costs	Number	Maximum Costs	Number	Minimum Costs	Number	Maximum Costs	Number	Minimum Costs	Number	Maximum Costs
Non Capital Expenses																
Civilian Records Clerk	0.00	\$ -	0.00	\$ -	0.00	\$ -	0.00	\$ -	0.00	\$ -	0.00	\$ -	0.00	\$ -	0.00	\$ -
Civilian Comm Service Specialist	0.00	\$ -	0.00	\$ -	0.00	\$ -	0.00	\$ -	0.00	\$ -	0.00	\$ -	0.00	\$ -	0.00	\$ -
Civilian Evidence Technician	0.00	\$ -	0.00	\$ -	0.00	\$ -	0.00	\$ -	0.00	\$ -	0.00	\$ -	0.00	\$ -	0.00	\$ -
Civilian Social Worker	0.00	\$ -	0.00	\$ -	0.00	\$ -	0.00	\$ -	0.00	\$ -	0.00	\$ -	0.00	\$ -	0.00	\$ -
Civilian Admin - Office Manager	0.00	\$ -	0.00	\$ -	0.00	\$ -	0.00	\$ -	0.00	\$ -	0.00	\$ -	0.00	\$ -	0.00	\$ -
Total Non Capital Expenses		\$ -		\$ -		\$ -		\$ -		\$ -		\$ -		\$ -		\$ -
Capital Expenses																
Desktop Computer	0.00	\$ -	0.00	\$ -												
Evidence Tech Computer	0.00	\$ -	0.00	\$ -												
Laptop Computer	0.00	\$ -	0.00	\$ -												
Headset	0.00	\$ -	0.00	\$ -												
OnBase Licensing (Workflow)	0.00	\$ -	0.00	\$ -												
Building/Office Space	0.00	\$ -	0.00	\$ -												
Comm Service Furniture	0.00	\$ -	0.00	\$ -												
Evidence Tech Furniture	0.00	\$ -	0.00	\$ -												
Social Worker Furniture	0.00	\$ -	0.00	\$ -												
Admin Furniture	0.00	\$ -	0.00	\$ -												
Comm Serv/Social Worker Uniform	0.00	\$ -	0.00	\$ -												
Cell Phone	0.00	\$ -	0.00	\$ -												
Portable Radio	0.00	\$ -	0.00	\$ -												
Interceptor SUV	0.00	\$ -	0.00	\$ -												
Car Equipment	0.00	\$ -	0.00	\$ -												
Car Build-Out	0.00	\$ -	0.00	\$ -												
Cradlepoints/Antennas/Cables	0.00	\$ -	0.00	\$ -												
AED (Defibrillator)	0.00	\$ -	0.00	\$ -												
Misc Car Equipment	0.00	\$ -	0.00	\$ -												
MDT	0.00	\$ -	0.00	\$ -												
Mobile Radio	0.00	\$ -	0.00	\$ -												
Vehicle Wrap	0.00	\$ -	0.00	\$ -												
Evidence Tech Vehicle	0.00	\$ -	0.00	\$ -												
Evidence Tech Uniform	0.00	\$ -	0.00	\$ -												
Social Worker Vehicle	0.00	\$ -	0.00	\$ -												
Total Capital Expenses		\$ -		\$ -		\$ -		\$ -		\$ -		\$ -		\$ -		\$ -
Total Non Cap/Capital Exp		\$ -		\$ -		\$ -		\$ -		\$ -		\$ -		\$ -		\$ -

Note (1): Non capital expenses for Years 2, 3, and 4 assume a 3% increase due to cost of inflation.

City of Bloomington - Annexation

Projected Non-Capital & Capital Expenses

Public Works Department - Area 5: South Island Bloomington Annexation Area

September 10, 2021

IF ONLY AREA 5 IS ANNEXED

Expense Items	Year 1				Year 2				Year 3				Year 4			
	Number	Minimum Costs	Number	Maximum Costs	Number	Minimum Costs	Number	Maximum Costs	Number	Minimum Costs	Number	Maximum Costs	Number	Minimum Costs	Number	Maximum Costs
Non Capital Expenses																
Admin - Deputy Director	0.03	\$ 3,345	0.06	\$ 6,690	0.03	\$ 3,445	0.06	\$ 6,890	0.03	\$ 3,549	0.06	\$ 7,097	0.03	\$ 3,655	0.06	\$ 7,310
Animal Control Officers	0.20	\$ 9,839	0.20	\$ 9,839	0.20	\$ 10,134	0.20	\$ 10,134	0.20	\$ 10,438	0.20	\$ 10,438	0.20	\$ 10,752	0.20	\$ 10,752
Animal Control Secretary	0.07	\$ 2,568	0.07	\$ 2,568	0.07	\$ 2,645	0.07	\$ 2,645	0.07	\$ 2,724	0.07	\$ 2,724	0.07	\$ 2,806	0.07	\$ 2,806
Animal Control Training	0.07	\$ 409	0.07	\$ 409	0.07	\$ 421	0.07	\$ 421	0.07	\$ 434	0.07	\$ 434	0.07	\$ 447	0.07	\$ 447
Animal Control OT/On-Call Pay	0.07	\$ 341	0.07	\$ 341	0.07	\$ 351	0.07	\$ 351	0.07	\$ 362	0.07	\$ 362	0.07	\$ 372	0.07	\$ 372
Animal Control Uniforms/Safety Vests	0.14	\$ 177	0.14	\$ 177	0.14	\$ 183	0.14	\$ 183	0.14	\$ 188	0.14	\$ 188	0.14	\$ 194	0.14	\$ 194
Animal Control Interlocal	0.07	\$ 7,997	0.07	\$ 7,997	0.07	\$ 8,236	0.07	\$ 8,236	0.07	\$ 8,484	0.07	\$ 8,484	0.07	\$ 8,738	0.07	\$ 8,738
Facilities Maintenance Custodian	0.00	\$ -	0.06	\$ 3,345	0.00	\$ -	0.06	\$ 3,445	0.00	\$ -	0.06	\$ 3,549	0.00	\$ -	0.06	\$ 3,655
Fleet Maintenance Mechanic	0.06	\$ 4,561	0.12	\$ 9,122	0.06	\$ 4,698	0.12	\$ 9,396	0.06	\$ 4,839	0.12	\$ 9,678	0.06	\$ 4,984	0.12	\$ 9,968
Street MEO FTE's	0.19	\$ 12,461	0.31	\$ 20,768	0.19	\$ 12,835	0.31	\$ 21,391	0.19	\$ 13,220	0.31	\$ 22,033	0.19	\$ 13,616	0.31	\$ 22,694
Sanitation MEO FTE's	0.00	\$ -	0.00	\$ -	0.00	\$ -	0.00	\$ -	0.00	\$ -	0.00	\$ -	0.00	\$ -	0.00	\$ -
Street Lane Markings	0.30	\$ 7,500	0.30	\$ 7,500	0.30	\$ 7,725	0.30	\$ 7,725	0.30	\$ 7,957	0.30	\$ 7,957	0.30	\$ 8,195	0.30	\$ 8,195
Street Sweeping Disposal	0.30	\$ 1,500	0.30	\$ 1,500	0.30	\$ 1,545	0.30	\$ 1,545	0.30	\$ 1,591	0.30	\$ 1,591	0.30	\$ 1,639	0.30	\$ 1,639
Street Annual Signal Maintenance	0.30	\$ 3,000	0.30	\$ 3,000	0.30	\$ 3,090	0.30	\$ 3,090	0.30	\$ 3,183	0.30	\$ 3,183	0.30	\$ 3,278	0.30	\$ 3,278
Street Lighting Energy & Maint	10.60	\$ 1,869	12.47	\$ 2,199	10.60	\$ 1,925	12.47	\$ 2,265	10.60	\$ 1,983	12.47	\$ 2,332	10.60	\$ 2,042	12.47	\$ 2,402
Street Snow Events	0.25	\$ 3,125	0.38	\$ 4,688	0.25	\$ 3,219	0.38	\$ 4,828	0.25	\$ 3,315	0.38	\$ 4,973	0.25	\$ 3,415	0.38	\$ 5,122
Total Non Capital Expenses		\$ 58,691		\$ 80,141		\$ 60,452		\$ 82,546		\$ 62,265		\$ 85,022		\$ 64,133		\$ 87,573
Capital Expenses																
Street Lighting Equip Costs (1)	3.53	\$ 8,602	4.16	\$ 10,120	3.53	\$ 8,602	4.16	\$ 10,120	3.53	\$ 8,602	4.16	\$ 10,120	0.00	\$ -	0.00	\$ -
Animal Control Vehicles	0.02	\$ 1,022	0.02	\$ 1,022	0.02	\$ 1,022	0.02	\$ 1,022	0.02	\$ 1,022	0.02	\$ 1,022	0.00	\$ -	0.00	\$ -
Animal Capture & Handling Equip	0.02	\$ 27	0.02	\$ 27	0.02	\$ 27	0.02	\$ 27	0.02	\$ 27	0.02	\$ 27	0.00	\$ -	0.00	\$ -
Animal Control Livestock Trailer	0.02	\$ 27	0.02	\$ 27	0.02	\$ 27	0.02	\$ 27	0.02	\$ 27	0.02	\$ 27	0.00	\$ -	0.00	\$ -
Facilities Maintenance Vehicle	0.02	\$ 710	0.02	\$ 710	0.02	\$ 710	0.02	\$ 710	0.02	\$ 710	0.02	\$ 710	0.00	\$ -	0.00	\$ -
Fleet Maintenance Garage	0.02	\$ 6,081	0.02	\$ 20,272	0.02	\$ 6,081	0.02	\$ 20,272	0.02	\$ 6,081	0.02	\$ 20,272	0.00	\$ -	0.00	\$ -
Street Tandem Dump Truck	0.06	\$ 12,500	0.10	\$ 20,833	0.06	\$ 12,500	0.10	\$ 20,833	0.06	\$ 12,500	0.10	\$ 20,833	0.00	\$ -	0.00	\$ -
Street Leafer	0.03	\$ 2,333	0.10	\$ 7,000	0.03	\$ 2,333	0.10	\$ 7,000	0.03	\$ 2,333	0.10	\$ 7,000	0.00	\$ -	0.00	\$ -
Street Sweeper	0.00	\$ -	0.01	\$ 2,083	0.00	\$ -	0.01	\$ 2,083	0.00	\$ -	0.01	\$ 2,083	0.00	\$ -	0.00	\$ -
Street Mill Work (Number = Miles)	0.18	\$ 9,066	0.20	\$ 10,099	0.18	\$ 9,338	0.20	\$ 10,402	0.18	\$ 9,618	0.20	\$ 10,714	0.18	\$ 9,907	0.20	\$ 11,035
Street Resurface (Number = Miles)	0.18	\$ 22,086	0.20	\$ 24,601	0.18	\$ 22,748	0.20	\$ 25,339	0.18	\$ 23,431	0.20	\$ 26,099	0.18	\$ 24,134	0.20	\$ 26,882
Sanitation Trucks	0.00	\$ -	0.00	\$ -	0.00	\$ -	0.00	\$ -	0.00	\$ -	0.00	\$ -	0.00	\$ -	0.00	\$ -
Sanitation Trash/Recycling Carts	56.83	\$ 2,842	56.83	\$ 2,842	56.83	\$ 2,842	56.83	\$ 2,842	56.83	\$ 2,842	56.83	\$ 2,842	0.00	\$ -	0.00	\$ -
			\$ -													
Total Capital Expenses		\$ 65,297		\$ 99,636		\$ 66,231		\$ 100,677		\$ 67,194		\$ 101,749		\$ 34,041		\$ 37,917
Total Non Cap/Capital Exp		\$ 123,988		\$ 179,777		\$ 126,683		\$ 183,222		\$ 129,459		\$ 186,771		\$ 98,174		\$ 125,490

Note (1): Non capital expenses for Years 2, 3, and 4 assume a 3% increase due to cost of inflation.

City of Bloomington - Annexation

Projected Non-Capital & Capital Expenses

Transit Department - Area 5: South Island Bloomington Annexation Area

September 10, 2021

IF ONLY AREA 5 IS ANNEXED

Expense Items	Year 1				Year 2				Year 3				Year 4			
	Number	Minimum Costs	Number	Maximum Costs	Number	Minimum Costs	Number	Maximum Costs	Number	Minimum Costs	Number	Maximum Costs	Number	Minimum Costs	Number	Maximum Costs
Non Capital Expenses																
BT Access	0.06	\$ 11,676	0.06	\$ 11,676	0.06	\$ 12,027	0.06	\$ 12,027	0.06	\$ 12,388	0.06	\$ 12,388	0.06	\$ 12,759	0.06	\$ 12,759
Ivy Tech/Part 48 Industrial Park Service	0.00	\$ -	0.00	\$ -	0.00	\$ -	0.00	\$ -	0.00	\$ -	0.00	\$ -	0.00	\$ -	0.00	\$ -
S.Rogers/Fullerton Pk Operating Cost	0.00	\$ -	0.00	\$ -	0.00	\$ -	0.00	\$ -	0.00	\$ -	0.00	\$ -	0.00	\$ -	0.00	\$ -
Total Non Capital Expenses		\$ 11,676		\$ 11,676		\$ 12,027		\$ 12,027		\$ 12,388		\$ 12,388		\$ 12,759		\$ 12,759
Capital Expenses																
BT Access Vans	0.04	\$ 3,243	0.04	\$ 3,243	0.04	\$ 3,243	0.04	\$ 3,243	0.04	\$ 3,243	0.04	\$ 3,243	0.00	\$ -	0.00	\$ -
Ivy Tech/Part 48 Industrial Park Capital	0.00	\$ -	0.00	\$ -	0.00	\$ -	0.00	\$ -	0.00	\$ -	0.00	\$ -	0.00	\$ -	0.00	\$ -
S.Rogers/Fullerton Pk Capital Cost	0.00	\$ -	0.00	\$ -	0.00	\$ -	0.00	\$ -	0.00	\$ -	0.00	\$ -	0.00	\$ -	0.00	\$ -
Total Capital Expenses		\$ 3,243		\$ 3,243		\$ 3,243		\$ 3,243		\$ 3,243		\$ 3,243		\$ -		\$ -
Total Non Cap/Capital Exp		\$ 14,920		\$ 14,920		\$ 15,270		\$ 15,270		\$ 15,631		\$ 15,631		\$ 12,759		\$ 12,759

Note (1): Years 2, 3, and 4 assume a 3% increase due to cost of inflation.

Service to Ivy Tech/Part 48 Industrial Park

* 60 minute frequency 256 days annually, 6 am to 7 pm, \$75.33/hour (Year 1 - 2022) operating cost

* \$1,000,000 for one (1) new electric bus + \$25,000 for stops and shelters

Service to Monroe Hospital area

* 60 minute frequency 256 days annually, 6 am to 7 pm, \$75.33/hour (Year 1 - 20220 operating cost for 2022

* \$1,000,000 for one (1) new diesel bus + \$25,000 for stops and shelters

BT Access service

* 30 additional daily trips, \$25.00/per trip cost x 256 days

* \$160,000 capital cost (\$80,000 each) for two (2) new BT Access vehicles

City of Bloomington - Annexation

Projected Non-Capital & Capital Expenses

Utilities Department - Area 5: South Island Bloomington Annexation Area

September 10, 2021

IF ONLY AREA 5 IS ANNEXED

Expense Items	Year 1				Year 2				Year 3				Year 4			
	Number	Minimum Costs	Number	Maximum Costs	Number	Minimum Costs	Number	Maximum Costs	Number	Minimum Costs	Number	Maximum Costs	Number	Minimum Costs	Number	Maximum Costs
Non Capital Expenses																
Stormwater Employees	0.36	\$ 27,367	0.36	\$ 27,367	0.36	\$ 28,188	0.36	\$ 28,188	0.36	\$ 29,033	0.36	\$ 29,033	0.36	\$ 29,904	0.36	\$ 29,904
Total Non Capital Expenses		\$ 27,367		\$ 27,367		\$ 28,188		\$ 28,188		\$ 29,033		\$ 29,033		\$ 29,904		\$ 29,904
Capital Expenses																
Service Truck, Dump Truck, Backhoe	0.02	\$ 3,791	0.02	\$ 4,237	0.02	\$ 3,791	0.02	\$ 4,237	0.02	\$ 3,791	0.02	\$ 4,237	0.00	\$ -	0.00	\$ -
Infrastructure	0.02	\$ 10,136	0.02	\$ 20,272	0.02	\$ 10,136	0.02	\$ 20,272	0.02	\$ 10,136	0.02	\$ 20,272	0.00	\$ -	0.00	\$ -
Total Capital Expenses		\$ 13,927		\$ 24,508		\$ 13,927		\$ 24,508		\$ 13,927		\$ 24,508		\$ -		\$ -
Total Non Cap/Capital Exp		\$ 41,293		\$ 51,875		\$ 42,114		\$ 52,696		\$ 42,960		\$ 53,542		\$ 29,904		\$ 29,904

Note (1): Non capital expenses for Years 2, 3, and 4 assume a 3% increase due to cost of inflation.

City of Bloomington

Revenue Projections - By Annexation Area
September 10, 2021

AREA 5 - SOUTH ISLAND ANNEXATION AREA - REVENUE PROJECTIONS						
REVENUE SOURCE	ASSESSMENT YEAR YEAR 1	PAY YEAR 1 YEAR 2	PAY YEAR 2 YEAR 3	PAY YEAR 3 YEAR 4	PAY YEAR 4 YEAR 5	
Bloomington City Impacts						
Annexation Adjustment (Max Levy)	\$ -	\$ 503,911	\$ 523,563	\$ 543,982	\$ 565,197	
CCD Rate Reestablishment	\$ -	\$ 33,661	\$ 34,671	\$ 35,711	\$ 36,782	
Less: Property Tax Cap Credits	\$ -	\$ (34,658)	\$ (36,010)	\$ (37,414)	\$ (38,873)	
Equals: Subtotal - Net Property Tax	\$ -	\$ 502,914	\$ 522,224	\$ 542,279	\$ 563,106	
Plus Local Income Tax:						
LIT Certified Shares	\$ -	\$ -	\$ 57,147	\$ 71,640	\$ 76,628	
LIT Public Safety	\$ -	\$ -	\$ 26,163	\$ 29,104	\$ 29,977	
Equals: Subtotal - Local Income Tax	\$ -	\$ -	\$ 83,309	\$ 100,744	\$ 106,605	
Plus - Highway/Related Revenue:						
Motor Vehicle Highway Distribution	\$ -	\$ 22,297	\$ 22,297	\$ 22,297	\$ 22,297	
Local Road & Street Distribution	\$ -	\$ 13,042	\$ 13,042	\$ 13,042	\$ 13,042	
Wheel Tax	\$ -	\$ 18,035	\$ 18,035	\$ 18,035	\$ 18,035	
Motor Vehicle/Aircraft Excise Tax	\$ -	\$ 17,394	\$ 18,073	\$ 18,778	\$ 19,510	
Commercial Vehicle Excise Tax (CVET)	\$ -	\$ 1,206	\$ 1,252	\$ 1,300	\$ 1,350	
Equals: Subtotal - Highway/Related Revenue	\$ -	\$ 71,974	\$ 72,699	\$ 73,452	\$ 74,234	
Plus - Other Revenue:						
Financial Institutions Tax (FIT)	\$ -	\$ 4,457	\$ 4,628	\$ 4,806	\$ 4,990	
ABC Excise Tax	\$ -	\$ 1,040	\$ 1,080	\$ 1,122	\$ 1,166	
ABC Gallonage Tax	\$ -	\$ 2,325	\$ 2,416	\$ 2,510	\$ 2,608	
Cigarette Tax	\$ -	\$ 2,638	\$ 2,741	\$ 2,848	\$ 2,959	
Riverboat Wagering Distribution	\$ -	\$ 5,663	\$ 5,663	\$ 5,663	\$ 5,663	
Equals: Subtotal - Other Revenue	\$ -	\$ 16,123	\$ 16,528	\$ 16,949	\$ 17,387	
Total - City Impact Projections - Area 5	\$ -	\$ 591,011	\$ 694,761	\$ 733,424	\$ 761,332	
Storm Water Impact - Storm Collection Fees	\$ 15,713	\$ 15,713	\$ 15,713	\$ 15,713	\$ 15,713	
Bloomington Transit Impacts						
Annexation Adjustment (Max Levy)	\$ -	\$ 25,252	\$ 26,236	\$ 27,260	\$ 28,323	
Less: Property Tax Cap Credits	\$ -	\$ (1,758)	\$ (1,827)	\$ (1,898)	\$ (1,972)	
Equals: Subtotal - Net Property Tax	\$ -	\$ 23,493	\$ 24,409	\$ 25,361	\$ 26,350	
Plus: Other Revenue						
Financial Institutions Tax (FIT)	\$ -	\$ 227	\$ 236	\$ 245	\$ 255	
Motor Vehicle/Aircraft Excise Tax	\$ -	\$ 887	\$ 921	\$ 957	\$ 995	
Commercial Vehicle Excise Tax (CVET)	\$ -	\$ 61	\$ 64	\$ 66	\$ 69	
LIT Certified Shares	\$ -	\$ -	\$ 2,441	\$ 3,060	\$ 3,273	
Equals: Subtotal - Other Revenue	\$ -	\$ 1,175	\$ 3,662	\$ 4,329	\$ 4,591	
Total - Bloomington Transit Impacts	\$ -	\$ 24,669	\$ 28,071	\$ 29,690	\$ 30,942	
Grand Total - Area 5 Impacts	\$ 15,713	\$ 631,392	\$ 738,545	\$ 778,827	\$ 807,986	

City of Bloomington

Individual Parcel-by-Parcel Impacts

September 10, 2021

As Part of preparing the Annexation Fiscal Plan, complete parcel lists for each Annexation Area containing the following information can be found at <https://bloomington.in.gov/city/annexation>, and are incorporated herein by reference:

- Owner Name
- Parcel ID Number
- Assessed Value
- Existence of a Sewer Waiver

In addition to the above information, property owners will be able to the projected property tax increase due to the Annexation.

City of Bloomington

Area #1A: South-West Annexation Area - Tax Impacts Analysis



Note (1): This section shows the inc/(dec) in tax bills due to differences between township fire protection rates and the Monroe Fire Protection District fire rate

Owner Name	Parcel #	Waiver	Annexation Area	AG	2020 Pay 2021 Gross AV	2020 Pay 2021 Deductions /Exemptions	2020 Pay 2021 NAV	Pre-Annex 2020 Pay 2021 Prop Tax Rate	Post-Annex Prop Tax Rate	Pre-Annex Tax Bill	Post-Annex Tax Bill	Net Tax Bill Increase Due Solely to AV Growth (12% - Aggregate over 4 years)	Net Tax Bill Increase Due to Difference Between Fire Rates (1)	Net Tax Bill Increase Due to Annexation	Total Post-Annexation Net Tax Bill Increase	Benefit 1 Yearly Sewer Bill Savings (@ 4000 Gal/Month)	Benefit 2 Yearly Fire Protection (Water Surcharge) Savings	Post-Annex Tax Bill Inc/(Dec) Net of Benefits
Csx Transportation Inc	53-01-27-890-103.000-004		1A	N	\$ 11,700	\$ -	\$ 11,700	\$ 1.5403	\$ 2.2811	\$ 180.22	\$ 298.91	\$ 32.03	\$ -	\$ 86.67	\$ 118.69	\$ -	\$ -	\$ 118.69
State of Indiana	53-05-31-101-038.000-004		1A	N	\$ -	\$ -	\$ -	\$ 1.5403	\$ 2.2811	\$ -	\$ -	\$ -	\$ -	\$ -	\$ -	\$ -	\$ -	\$ -
State of Indiana	53-05-31-101-023.000-004		1A	N	\$ -	\$ -	\$ -	\$ 1.5403	\$ 2.2811	\$ -	\$ -	\$ -	\$ -	\$ -	\$ -	\$ -	\$ -	\$ -
State of Indiana	53-05-31-101-019.000-004		1A	N	\$ -	\$ -	\$ -	\$ 1.5403	\$ 2.2811	\$ -	\$ -	\$ -	\$ -	\$ -	\$ -	\$ -	\$ -	\$ -
State of Indiana	53-05-31-101-029.000-004		1A	N	\$ -	\$ -	\$ -	\$ 1.5403	\$ 2.2811	\$ -	\$ -	\$ -	\$ -	\$ -	\$ -	\$ -	\$ -	\$ -
State Of Indiana	53-05-29-200-011.000-005		1A	N	\$ -	\$ -	\$ -	\$ 2.0635	\$ 2.0641	\$ -	\$ -	\$ -	\$ -	\$ -	\$ -	\$ -	\$ -	\$ -
Shahbahrani, Farrokh Sr Revocable Trust	53-05-29-200-049.000-005		1A	N	\$ 1,300	\$ -	\$ 1,300	\$ 2.0635	\$ 2.0641	\$ 26.84	\$ 30.05	\$ 3.22	\$ 5.66	\$ (0.01)	\$ 3.21	\$ -	\$ -	\$ 3.21
State Of Indiana	53-05-30-200-013.000-004		1A	N	\$ -	\$ -	\$ -	\$ 1.5403	\$ 2.2811	\$ -	\$ -	\$ -	\$ -	\$ -	\$ -	\$ -	\$ -	\$ -
Indiana University Health Bloomington Inc	53-05-30-200-016.000-004		1A	N	\$ 27,200	\$ -	\$ 27,200	\$ 1.5403	\$ 2.2811	\$ 418.96	\$ 694.91	\$ 74.45	\$ -	\$ 201.50	\$ 275.95	\$ -	\$ -	\$ 275.95
Indiana University Health Bloomington Inc	53-05-30-200-016.007-004		1A	N	\$ 7,200	\$ 7,200	\$ -	\$ 1.5403	\$ 2.2811	\$ -	\$ -	\$ -	\$ -	\$ -	\$ -	\$ -	\$ -	\$ -
Logan Land Development LLC	53-05-30-100-006.008-004		1A	Y	\$ 36,000	\$ -	\$ 36,000	\$ 1.5403	\$ 2.2811	\$ 554.52	\$ 554.52	\$ 290.71	\$ -	\$ -	\$ 290.71	\$ -	\$ -	\$ 290.71
Logan Land Development LLC	53-05-30-100-006.009-004		1A	N	\$ 2,200	\$ -	\$ 2,200	\$ 1.5403	\$ 2.2811	\$ 33.88	\$ 56.21	\$ 6.02	\$ -	\$ 16.30	\$ 22.33	\$ -	\$ -	\$ 22.33
Indiana University Health Bloomington Inc	53-05-30-200-016.008-004		1A	N	\$ 15,500	\$ -	\$ 15,500	\$ 1.5403	\$ 2.2811	\$ 238.76	\$ 396.00	\$ 42.43	\$ -	\$ 114.81	\$ 157.24	\$ -	\$ -	\$ 157.24
Floyd, James E & Glodene B	53-05-29-200-036.000-004		1A	N	\$ 110,100	\$ 81,785	\$ 28,315	\$ 1.5403	\$ 2.2811	\$ 337.48	\$ 344.23	\$ -	\$ -	\$ 6.75	\$ 6.75	\$ 69.36	\$ 22.20	\$ (84.81)
State Of Indiana	53-05-29-200-031.000-004		1A	N	\$ -	\$ -	\$ -	\$ 1.5403	\$ 2.2811	\$ -	\$ -	\$ -	\$ -	\$ -	\$ -	\$ -	\$ -	\$ -
Lenning, Michael A & Ronessa	53-05-31-101-041.000-004		1A	N	\$ 48,800	\$ -	\$ 48,800	\$ 1.5403	\$ 2.2811	\$ 751.68	\$ 1,145.75	\$ 122.76	\$ -	\$ 271.31	\$ 394.07	\$ 69.36	\$ 14.76	\$ 309.95
Willibey, Danielle	53-05-29-200-045.000-004		1A	N	\$ 114,300	\$ 72,255	\$ 42,045	\$ 1.5403	\$ 2.2811	\$ 624.66	\$ 1,036.08	\$ 111.00	\$ -	\$ 300.42	\$ 411.42	\$ 69.36	\$ 22.20	\$ 319.86
State of Indiana	53-05-31-101-018.000-004		1A	N	\$ -	\$ -	\$ -	\$ 1.5403	\$ 2.2811	\$ -	\$ -	\$ -	\$ -	\$ -	\$ -	\$ -	\$ -	\$ -
State of Indiana	53-05-31-101-025.000-004		1A	N	\$ -	\$ -	\$ -	\$ 1.5403	\$ 2.2811	\$ -	\$ -	\$ -	\$ -	\$ -	\$ -	\$ -	\$ -	\$ -
State of Indiana	53-05-31-101-007.000-004		1A	N	\$ -	\$ -	\$ -	\$ 1.5403	\$ 2.2811	\$ -	\$ -	\$ -	\$ -	\$ -	\$ -	\$ -	\$ -	\$ -
State of Indiana	53-05-31-101-008.000-004		1A	N	\$ -	\$ -	\$ -	\$ 1.5403	\$ 2.2811	\$ -	\$ -	\$ -	\$ -	\$ -	\$ -	\$ -	\$ -	\$ -
Seeber, John	53-05-30-300-040.000-004		1A	N	\$ 34,800	\$ -	\$ 34,800	\$ 1.5403	\$ 2.2811	\$ 536.02	\$ 889.08	\$ 95.26	\$ -	\$ 257.80	\$ 353.06	\$ -	\$ -	\$ 353.06
State Of Indiana	53-05-20-300-008.000-004		1A	N	\$ -	\$ -	\$ -	\$ 1.5403	\$ 2.2811	\$ -	\$ -	\$ -	\$ -	\$ -	\$ -	\$ -	\$ -	\$ -
State Of Indiana	53-05-20-300-027.000-004		1A	N	\$ -	\$ -	\$ -	\$ 1.5403	\$ 2.2811	\$ -	\$ -	\$ -	\$ -	\$ -	\$ -	\$ -	\$ -	\$ -
State Of Indiana	53-05-20-300-026.000-004		1A	N	\$ -	\$ -	\$ -	\$ 1.5403	\$ 2.2811	\$ -	\$ -	\$ -	\$ -	\$ -	\$ -	\$ -	\$ -	\$ -
Hanna Properties LLC	53-05-30-400-008.000-004		1A	N	\$ 232,400	\$ -	\$ 232,400	\$ 1.5403	\$ 2.2811	\$ 3,579.66	\$ 5,937.40	\$ 636.15	\$ -	\$ 1,721.59	\$ 2,357.74	\$ -	\$ -	\$ 2,357.74
State Of Indiana	53-05-30-400-011.000-004		1A	N	\$ -	\$ -	\$ -	\$ 1.5403	\$ 2.2811	\$ -	\$ -	\$ -	\$ -	\$ -	\$ -	\$ -	\$ -	\$ -
Ledge Wall Quarry LLC	53-05-30-400-014.000-004		1A	N	\$ 141,500	\$ -	\$ 141,500	\$ 1.5403	\$ 2.2811	\$ 2,179.52	\$ 3,614.24	\$ 387.24	\$ -	\$ 1,047.48	\$ 1,434.72	\$ -	\$ -	\$ 1,434.72
State Of Indiana	53-05-30-100-010.000-004		1A	N	\$ -	\$ -	\$ -	\$ 1.5403	\$ 2.2811	\$ -	\$ -	\$ -	\$ -	\$ -	\$ -	\$ -	\$ -	\$ -
Ledge Wall Quarry LLC	53-05-30-400-014.002-004		1A	N	\$ 221,700	\$ -	\$ 221,700	\$ 1.5403	\$ 2.2811	\$ 3,414.84	\$ 5,664.04	\$ 606.86	\$ -	\$ 1,642.34	\$ 2,249.20	\$ -	\$ -	\$ 2,249.20
CBS Corporation	53-05-30-400-014.011-004		1A	N	\$ 58,000	\$ -	\$ 58,000	\$ 1.5403	\$ 2.2811	\$ 893.36	\$ 1,481.80	\$ 158.76	\$ -	\$ 429.67	\$ 588.44	\$ -	\$ -	\$ 588.44
State of Indiana	53-05-31-100-003.000-004		1A	N	\$ -	\$ -	\$ -	\$ 1.5403	\$ 2.2811	\$ -	\$ -	\$ -	\$ -	\$ -	\$ -	\$ -	\$ -	\$ -
Sons, Susan E	53-05-29-200-006.000-004		1A	N	\$ 167,800	\$ 83,210	\$ 84,590	\$ 1.5403	\$ 2.2811	\$ 1,267.24	\$ 2,101.90	\$ 225.21	\$ -	\$ 609.45	\$ 834.66	\$ 69.36	\$ 22.20	\$ 743.10
RSD Holding LLC	53-05-29-200-030.000-004		1A	N	\$ 163,200	\$ -	\$ 163,200	\$ 1.5403	\$ 2.2811	\$ 2,513.76	\$ 3,849.09	\$ 412.40	\$ -	\$ 922.92	\$ 1,335.33	\$ 69.36	\$ 22.20	\$ 1,243.77
Indiana University Health Bloomington Inc	53-05-30-200-009.000-004		1A	N	\$ 33,400	\$ -	\$ 33,400	\$ 1.5403	\$ 2.2811	\$ 514.46	\$ 853.31	\$ 91.43	\$ -	\$ 247.42	\$ 338.85	\$ -	\$ -	\$ 338.85
McKamey, Jeffrey S & Smith, Joe W	53-05-29-100-027.000-004		1A	N	\$ 172,300	\$ 78,975	\$ 93,325	\$ 1.5403	\$ 2.2811	\$ 1,406.08	\$ 2,270.10	\$ 243.22	\$ -	\$ 620.79	\$ 864.02	\$ 69.36	\$ 22.20	\$ 772.46
Shields, Charles R II & Janna L	53-05-31-101-010.000-004	2439	1A	N	\$ 76,100	\$ -	\$ 76,100	\$ 1.5403	\$ 2.2811	\$ 1,172.16	\$ 1,786.72	\$ 191.43	\$ -	\$ 423.12	\$ 614.56	\$ -	\$ -	\$ 614.56
State of Indiana	53-05-31-100-005.000-004		1A	N	\$ -	\$ -	\$ -	\$ 1.5403	\$ 2.2811	\$ -	\$ -	\$ -	\$ -	\$ -	\$ -	\$ -	\$ -	\$ -
GTP Acquisition Partners II LLC	53-01-20-865-107.000-004	1567	1A	N	\$ 8,300	\$ -	\$ 8,300	\$ 1.5403	\$ 2.2811	\$ 127.84	\$ 212.05	\$ 22.72	\$ -	\$ 61.49	\$ 84.21	\$ -	\$ -	\$ 84.21
Indiana Limestone Acquisitions LLC	53-05-30-400-007.000-004		1A	N	\$ 14,600	\$ -	\$ 14,600	\$ 1.5403	\$ 2.2811	\$ 224.88	\$ 373.00	\$ 39.96	\$ -	\$ 108.16	\$ 148.12	\$ -	\$ -	\$ 148.12
State Of Indiana	53-05-30-100-012.000-004		1A	N	\$ -	\$ -	\$ -	\$ 1.5403	\$ 2.2811	\$ -	\$ -	\$ -	\$ -	\$ -	\$ -	\$ -	\$ -	\$ -
Albert, Frederick V.	53-05-29-200-003.000-004		1A	N	\$ 149,200	\$ -	\$ 149,200	\$ 1.5403	\$ 2.2811	\$ 2,298.12	\$ 3,811.79	\$ 408.41	\$ -	\$ 1,105.27	\$ 1,513.67	\$ 69.36	\$ 14.76	\$ 1,429.55
Maidi, Ben & Ali Maidi & Chabane Maidi & Dawood Maidi & Rachid Maidi	53-05-31-100-002.000-004		1A	N	\$ 200	\$ -	\$ 200	\$ 1.5403	\$ 2.2811	\$ 3.08	\$ 5.11	\$ 0.55	\$ -	\$ 1.48	\$ 2.03	\$ -	\$ -	\$ 2.03
Ledge Wall Quarry LLC	53-01-21-260-000.000-004		1A	N	\$ 11,600	\$ -	\$ 11,600	\$ 1.5403	\$ 2.2811	\$ 178.68	\$ 296.36	\$ 31.75	\$ -	\$ 85.93	\$ 117.68	\$ -	\$ -	\$ 117.68
State Of Indiana	53-05-29-200-020.000-004		1A	N	\$ -	\$ -	\$ -	\$ 1.5403	\$ 2.2811	\$ -	\$ -	\$ -	\$ -	\$ -	\$ -	\$ -	\$ -	\$ -
Yates, Helen Catherine Trust	53-05-29-200-004.000-004		1A	N	\$ 9,600	\$ -	\$ 9,600	\$ 1.5403	\$ 2.2811	\$ 147.88	\$ 245.26	\$ 26.28	\$ -	\$ 71.10	\$ 97.38	\$ -	\$ -	\$ 97.38
Brummett, Chadd A	53-01-20-346-000.000-004		1A	N	\$ 169,300	\$ 90,525	\$ 78,775	\$ 1.5403	\$ 2.2811	\$ 1,170.36	\$ 1,941.21	\$ 207.99	\$ -	\$ 562.86	\$ 770.85	\$ -	\$ -	\$ 770.85
Brummett-Powell, Shelly & William David Powell	53-05-30-300-002.000-004	2275	1A	N	\$ 94,300	\$ -	\$ 94,300	\$ 1.5403	\$ 2.2811	\$ 1,452.50	\$ 2,215.06	\$ 237.33	\$ -	\$ 525.23	\$ 762.56	\$ 69.36	\$ 37.08	\$ 656.12

City of Bloomington

Area #1A: South-West Annexation Area - Tax Impacts Analysis

Note (1): This section shows the inc/(dec) in tax bills due to differences between township fire protection rates and the Monroe Fire Protection District fire rate

Owner Name	Parcel #	Waiver	Annexation Area	AG	2020 Pay 2021 Gross AV	2020 Pay 2021 Deductions /Exemptions	2020 Pay 2021 NAV	Pre-Annex 2020 Pay 2021 Prop Tax Rate	Post-Annex Prop Tax Rate	Pre-Annex Tax Bill	Post-Annex Tax Bill	Net Tax Bill Increase Due Solely to AV Growth (12% - Aggregate over 4 years)	Net Tax Bill Increase Due to Difference Between Fire Rates (1)	Net Tax Bill Increase Due to Annexation	Total Post-Annexation Net Tax Bill Increase	Benefit 1 Yearly Sewer Bill Savings (@ 4000 Gal/Month)	Benefit 2 Yearly Fire Protection (Water Surcharge) Savings	Post-Annex Tax Bill Inc/(Dec) Net of Benefits
Indiana University Health Bloomington Inc	53-01-20-256-000.000-004		1A	N	\$ 53,900	\$ -	\$ 53,900	\$ 1.5403	\$ 2.2811	\$ 830.22	\$ 1,377.05	\$ 147.54	\$ -	\$ 399.29	\$ 546.83	\$ -	\$ -	\$ 546.83
State Of Indiana	53-05-30-200-014.000-004		1A	N	\$ -	\$ -	\$ -	\$ 1.5403	\$ 2.2811	\$ -	\$ -	\$ -	\$ -	\$ -	\$ -	\$ -	\$ -	\$ -
Monroe Co Commissioners	53-01-20-256-002.000-004		1A	N	\$ -	\$ -	\$ -	\$ 1.5403	\$ 2.2811	\$ -	\$ -	\$ -	\$ -	\$ -	\$ -	\$ -	\$ -	\$ -
State Of Indiana Dept Of National Resources	53-05-20-300-017.000-004		1A	N	\$ -	\$ -	\$ -	\$ 1.5403	\$ 2.2811	\$ -	\$ -	\$ -	\$ -	\$ -	\$ -	\$ 69.36	\$ 118.68	\$ (188.04)
Cassady, Randy	53-05-30-400-002.000-004		1A	N	\$ 2,400	\$ -	\$ 2,400	\$ 1.5403	\$ 2.2811	\$ 36.96	\$ 61.32	\$ 6.57	\$ -	\$ 17.79	\$ 24.36	\$ -	\$ -	\$ 24.36
Bloomington Asset Management LLC	53-05-30-400-013.000-004		1A	N	\$ 257,100	\$ -	\$ 257,100	\$ 1.5403	\$ 2.2811	\$ 3,960.12	\$ 6,568.44	\$ 703.76	\$ -	\$ 1,904.56	\$ 2,608.32	\$ -	\$ -	\$ 2,608.32
State of Indiana, Department of Administration	53-05-30-400-010.000-004		1A	N	\$ -	\$ -	\$ -	\$ 1.5403	\$ 2.2811	\$ -	\$ -	\$ -	\$ -	\$ -	\$ -	\$ 69.36	\$ 37.08	\$ (106.44)
PTP LLC	53-05-30-400-004.000-004		1A	N	\$ 71,300	\$ 3,000	\$ 68,300	\$ 1.5403	\$ 2.2811	\$ 1,052.02	\$ 1,744.94	\$ 186.96	\$ -	\$ 505.96	\$ 692.92	\$ 69.36	\$ 22.20	\$ 601.36
Crown Castle	53-05-30-400-013.010-004		1A	N	\$ 10,600	\$ -	\$ 10,600	\$ 1.5403	\$ 2.2811	\$ 163.28	\$ 270.81	\$ 29.02	\$ -	\$ 78.52	\$ 107.53	\$ -	\$ -	\$ 107.53
Cassady, Randy	53-05-31-100-052.000-004		1A	N	\$ 700	\$ -	\$ 700	\$ 1.5403	\$ 2.2811	\$ 10.78	\$ 17.88	\$ 1.92	\$ -	\$ 5.19	\$ 7.10	\$ -	\$ -	\$ 7.10
B-Town Enterprises LLC	53-05-29-200-032.000-004		1A	N	\$ 95,600	\$ -	\$ 95,600	\$ 1.5403	\$ 2.2811	\$ 1,472.52	\$ 2,244.55	\$ 240.49	\$ -	\$ 531.54	\$ 772.03	\$ 69.36	\$ 14.76	\$ 687.91
May, Daniel & Mary Beth	53-05-29-200-041.000-004		1A	N	\$ 120,600	\$ 109,845	\$ 10,755	\$ 1.5403	\$ 2.2811	\$ 159.80	\$ 265.04	\$ 28.41	\$ -	\$ 76.84	\$ 105.24	\$ 69.36	\$ 22.20	\$ 13.68
Stason LLC	53-05-29-200-050.000-004		1A	N	\$ 5,000	\$ -	\$ 5,000	\$ 1.5403	\$ 2.2811	\$ 77.02	\$ 127.74	\$ 13.69	\$ -	\$ 37.03	\$ 50.72	\$ -	\$ -	\$ 50.72
Stason LLC	53-05-29-200-048.000-004		1A	N	\$ 3,300	\$ -	\$ 3,300	\$ 1.5403	\$ 2.2811	\$ 50.84	\$ 84.31	\$ 9.03	\$ -	\$ 24.44	\$ 33.47	\$ -	\$ -	\$ 33.47
Stason LLC	53-05-29-200-012.000-004		1A	N	\$ 111,000	\$ -	\$ 111,000	\$ 1.5403	\$ 2.2811	\$ 1,709.72	\$ 2,606.12	\$ 279.23	\$ -	\$ 617.17	\$ 896.40	\$ 69.36	\$ 22.20	\$ 804.84
Boruff, Roger	53-05-29-200-025.000-004		1A	N	\$ 98,700	\$ -	\$ 98,700	\$ 1.5403	\$ 2.2811	\$ 1,520.28	\$ 2,327.68	\$ 249.39	\$ -	\$ 558.01	\$ 807.40	\$ 69.36	\$ 22.20	\$ 715.84
Rodgers, Glen A Revocable Living Trust	53-05-29-200-047.000-004		1A	N	\$ 67,000	\$ 65,060	\$ 1,940	\$ 1.5403	\$ 2.2811	\$ 28.82	\$ 47.81	\$ 5.13	\$ -	\$ 13.86	\$ 18.99	\$ 69.36	\$ 22.20	\$ (72.57)
Bush, Donald K. & Barbara J.	53-05-30-300-006.000-004	2313	1A	N	\$ 124,100	\$ 86,325	\$ 37,775	\$ 1.5403	\$ 2.2811	\$ 361.10	\$ 368.32	\$ -	\$ -	\$ 7.22	\$ 7.22	\$ -	\$ -	\$ 7.22
Bush, Donald K & Barbara J	53-05-30-300-003.000-004	2313	1A	N	\$ 86,700	\$ 62,595	\$ 24,105	\$ 1.5403	\$ 2.2811	\$ 358.12	\$ 594.02	\$ 63.65	\$ -	\$ 172.25	\$ 235.90	\$ 69.36	\$ 22.20	\$ 144.34
B-Town Enterprises LLC	53-05-29-200-022.000-004		1A	N	\$ 95,600	\$ -	\$ 95,600	\$ 1.5403	\$ 2.2811	\$ 1,472.52	\$ 2,244.55	\$ 240.49	\$ -	\$ 531.54	\$ 772.03	\$ 69.36	\$ 14.76	\$ 687.91
Sturgis G. S., Inc.	53-05-31-101-040.000-004		1A	N	\$ 26,500	\$ -	\$ 26,500	\$ 1.5403	\$ 2.2811	\$ 408.18	\$ 677.03	\$ 72.54	\$ -	\$ 196.31	\$ 268.85	\$ -	\$ -	\$ 268.85
Campbell, James B. & Sharon	53-05-29-200-038.000-004		1A	N	\$ 187,600	\$ 93,825	\$ 93,775	\$ 1.5403	\$ 2.2811	\$ 1,394.90	\$ 2,243.40	\$ 240.36	\$ -	\$ 608.13	\$ 848.50	\$ -	\$ -	\$ 848.50
H2R LLC	53-05-30-300-022.000-004		1A	N	\$ 346,700	\$ -	\$ 346,700	\$ 1.5403	\$ 2.2811	\$ 5,340.22	\$ 8,465.99	\$ 907.07	\$ -	\$ 2,218.70	\$ 3,125.77	\$ -	\$ -	\$ 3,125.77
State Of Indiana	53-05-31-101-002.000-004		1A	N	\$ -	\$ -	\$ -	\$ 1.5403	\$ 2.2811	\$ -	\$ -	\$ -	\$ -	\$ -	\$ -	\$ -	\$ -	\$ -
State Of Indiana	53-05-31-101-039.000-004		1A	N	\$ -	\$ -	\$ -	\$ 1.5403	\$ 2.2811	\$ -	\$ -	\$ -	\$ -	\$ -	\$ -	\$ -	\$ -	\$ -
State Of Indiana	53-05-31-101-037.000-004		1A	N	\$ -	\$ -	\$ -	\$ 1.5403	\$ 2.2811	\$ -	\$ -	\$ -	\$ -	\$ -	\$ -	\$ -	\$ -	\$ -
State Of Indiana	53-05-31-101-015.000-004		1A	N	\$ -	\$ -	\$ -	\$ 1.5403	\$ 2.2811	\$ -	\$ -	\$ -	\$ -	\$ -	\$ -	\$ -	\$ -	\$ -
State Of Indiana	53-05-20-300-029.000-004		1A	N	\$ -	\$ -	\$ -	\$ 1.5403	\$ 2.2811	\$ -	\$ -	\$ -	\$ -	\$ -	\$ -	\$ -	\$ -	\$ -
Campbell, James B & Sharon L	53-05-29-200-054.000-004		1A	N	\$ 54,900	\$ -	\$ 54,900	\$ 1.5403	\$ 2.2811	\$ 845.62	\$ 1,288.97	\$ 138.10	\$ -	\$ 305.25	\$ 443.35	\$ 69.36	\$ 22.20	\$ 351.79
Beetz, Randy C & Gigi A	53-05-31-101-020.000-004		1A	N	\$ 71,100	\$ -	\$ 71,100	\$ 1.5403	\$ 2.2811	\$ 1,095.16	\$ 1,693.33	\$ 181.43	\$ -	\$ 416.74	\$ 598.17	\$ 69.36	\$ 14.76	\$ 514.05
2622 West Vernal Pike Land Trust	53-05-31-101-033.000-004		1A	N	\$ 5,100	\$ -	\$ 5,100	\$ 1.5403	\$ 2.2811	\$ 78.56	\$ 130.30	\$ 13.96	\$ -	\$ 37.78	\$ 51.74	\$ -	\$ -	\$ 51.74
Seeber, John	53-05-31-101-011.000-004		1A	N	\$ 7,300	\$ -	\$ 7,300	\$ 1.5403	\$ 2.2811	\$ 112.44	\$ 186.50	\$ 19.98	\$ -	\$ 54.08	\$ 74.06	\$ -	\$ -	\$ 74.06
Seeber, John	53-05-31-100-042.000-004		1A	N	\$ 6,600	\$ -	\$ 6,600	\$ 1.5403	\$ 2.2811	\$ 101.66	\$ 168.62	\$ 18.07	\$ -	\$ 48.89	\$ 66.96	\$ -	\$ -	\$ 66.96
Banks, Robert G & Sylvia A	53-05-29-201-003.000-004		1A	N	\$ 125,400	\$ 88,355	\$ 37,045	\$ 1.5403	\$ 2.2811	\$ 396.82	\$ 404.76	\$ -	\$ -	\$ 7.94	\$ 7.94	\$ 69.36	\$ 14.76	\$ (76.18)
Albert, Frederick V.	53-05-29-201-002.000-004		1A	N	\$ 31,800	\$ -	\$ 31,800	\$ 1.5403	\$ 2.2811	\$ 489.82	\$ 812.43	\$ 87.05	\$ -	\$ 235.57	\$ 322.61	\$ -	\$ -	\$ 322.61
State Of Indiana	53-05-31-101-003.000-004		1A	N	\$ -	\$ -	\$ -	\$ 1.5403	\$ 2.2811	\$ -	\$ -	\$ -	\$ -	\$ -	\$ -	\$ -	\$ -	\$ -
State Of Indiana	53-05-31-101-009.000-004		1A	N	\$ -	\$ -	\$ -	\$ 1.5403	\$ 2.2811	\$ -	\$ -	\$ -	\$ -	\$ -	\$ -	\$ -	\$ -	\$ -
State Of Indiana	53-05-31-101-042.000-004		1A	N	\$ -	\$ -	\$ -	\$ 1.5403	\$ 2.2811	\$ -	\$ -	\$ -	\$ -	\$ -	\$ -	\$ -	\$ -	\$ -
State Of Indiana	53-05-31-101-001.000-004		1A	N	\$ -	\$ -	\$ -	\$ 1.5403	\$ 2.2811	\$ -	\$ -	\$ -	\$ -	\$ -	\$ -	\$ -	\$ -	\$ -
State Of Indiana	53-05-31-101-016.000-004		1A	N	\$ -	\$ -	\$ -	\$ 1.5403	\$ 2.2811	\$ -	\$ -	\$ -	\$ -	\$ -	\$ -	\$ -	\$ -	\$ -
State Of Indiana	53-05-20-300-025.000-004		1A	N	\$ -	\$ -	\$ -	\$ 1.5403	\$ 2.2811	\$ -	\$ -	\$ -	\$ -	\$ -	\$ -	\$ -	\$ -	\$ -
Apple, Velma Eileen	53-05-29-200-029.000-004		1A	N	\$ 2,800	\$ -	\$ 2,800	\$ 1.5403	\$ 2.2811	\$ 43.12	\$ 71.53	\$ 7.66	\$ -	\$ 20.75	\$ 28.41	\$ -	\$ -	\$ 28.41
Sturgis G. S., Inc.	53-05-31-101-028.000-004		1A	N	\$ 27,000	\$ -	\$ 27,000	\$ 1.5403	\$ 2.2811	\$ 415.88	\$ 689.80	\$ 73.91	\$ -	\$ 200.01	\$ 273.92	\$ -	\$ -	\$ 273.92
Clark, John & Joyce	53-05-30-300-011.000-004	1871	1A	N	\$ 143,800	\$ 81,670	\$ 62,130	\$ 1.5403	\$ 2.2811	\$ 923.06	\$ 1,531.04	\$ 164.05	\$ -	\$ 443.93	\$ 607.98	\$ 69.36	\$ 22.20	\$ 516.42
State of Indiana	53-05-31-100-001.000-004		1A	N	\$ -	\$ -	\$ -	\$ 1.5403	\$ 2.2811	\$ -	\$ -	\$ -	\$ -	\$ -	\$ -	\$ -	\$ -	\$ -
Chumley, LLC; Gregory & William Fell; Mark & Bradford Gilardy;	53-05-30-200-007.000-004		1A	N	\$ 16,400	\$ -	\$ 16,400	\$ 1.5403	\$ 2.2811	\$ 252.60	\$ 418.99	\$ 44.89	\$ -	\$ 121.50	\$ 166.39	\$ -	\$ -	\$ 166.39
State Of Indiana Dept Of National Resources	53-05-30-200-015.000-004		1A	N	\$ -	\$ -	\$ -	\$ 1.5403	\$ 2.2811	\$ -	\$ -	\$ -	\$ -	\$ -	\$ -	\$ -	\$ -	\$ -
B-Town Enterprises LLC	53-05-29-200-001.000-004		1A	N	\$ 76,100	\$ -	\$ 76,100	\$ 1.5403	\$ 2.2811	\$ 1,172.16	\$ 1,786.72	\$ 191.43	\$ -	\$ 423.12	\$ 614.56	\$ 69.36	\$ 22.20	\$ 523.00
Dillon, Dana E	53-05-29-200-052.000-004		1A	N	\$ 123,800	\$ 72,580	\$ 51,220	\$ 1.5403	\$ 2.2811	\$ 760.96	\$ 1,262.18	\$ 135.23	\$ -	\$ 365.99	\$ 501.22	\$ 69.36	\$ 22.20	\$ 409.66
Thompson, Thomas & Barbara J	53-05-29-200-043.000-004		1A	N	\$ 103,300	\$ 68,405	\$ 34,895	\$ 1.5403	\$ 2.2811	\$ 518.44	\$ 859.88	\$ 92.12	\$ -	\$ 249.32	\$ 341.44	\$ 69.36	\$ 22.20	\$ 249.88

City of Bloomington

Area #1A: South-West Annexation Area - Tax Impacts Analysis

Note (1): This section shows the inc/(dec) in tax bills due to differences between township fire protection rates and the Monroe Fire Protection District fire rate

Owner Name	Parcel #	Waiver	Annexation Area	AG	2020 Pay 2021 Gross AV	2020 Pay 2021 Deductions /Exemptions	2020 Pay 2021 NAV	Pre-Annex 2020 Pay 2021 Prop Tax Rate	Post-Annex Prop Tax Rate	Pre-Annex Tax Bill	Post-Annex Tax Bill	Net Tax Bill Increase Due Solely to AV Growth (12% - Aggregate over 4 years)	Net Tax Bill Increase Due to Difference Between Fire Rates (1)	Net Tax Bill Increase Due to Annexation	Total Post-Annexation Net Tax Bill Increase	Benefit 1 Yearly Sewer Bill Savings (@ 4000 Gal/Month)	Benefit 2 Yearly Fire Protection (Water Surcharge) Savings	Post-Annex Tax Bill Inc/(Dec) Net of Benefits
Watkins Leasing LLC	53-05-31-203-004.000-004		1A	N	\$ 75,800	\$ -	\$ 75,800	\$ 1.5403	\$ 2.2811	\$ 1,167.56	\$ 1,936.55	\$ 207.49	\$ -	\$ 561.51	\$ 768.99	\$ 69.36	\$ 22.20	\$ 677.43
Cooksey, Fredrick L. & Laraine A.	53-05-31-200-006.000-004		1A	N	\$ 97,200	\$ 63,270	\$ 33,930	\$ 1.5403	\$ 2.2811	\$ 504.08	\$ 836.12	\$ 89.59	\$ -	\$ 242.45	\$ 332.04	\$ 69.36	\$ 22.20	\$ 240.48
Cox, Joseph D	53-05-30-300-025.000-004	2300	1A	N	\$ 101,600	\$ -	\$ 101,600	\$ 1.5403	\$ 2.2811	\$ 1,564.96	\$ 2,390.18	\$ 256.09	\$ -	\$ 569.13	\$ 825.22	\$ 69.36	\$ 14.76	\$ 741.10
State of Indiana	53-05-31-101-024.000-004		1A	N	\$ -	\$ -	\$ -	\$ 1.5403	\$ 2.2811	\$ -	\$ -	\$ -	\$ -	\$ -	\$ -	\$ -	\$ -	\$ -
State of Indiana	53-05-31-101-006.000-004		1A	N	\$ -	\$ -	\$ -	\$ 1.5403	\$ 2.2811	\$ -	\$ -	\$ -	\$ -	\$ -	\$ -	\$ -	\$ -	\$ -
Hoadley, B. G. Inc.	53-05-29-200-026.000-004		1A	N	\$ 28,100	\$ -	\$ 28,100	\$ 1.5403	\$ 2.2811	\$ 432.82	\$ 717.90	\$ 76.92	\$ -	\$ 208.17	\$ 285.08	\$ -	\$ -	\$ 285.08
Hoadley, B. G. Inc.	53-05-29-200-015.000-004		1A	N	\$ 45,200	\$ -	\$ 45,200	\$ 1.5403	\$ 2.2811	\$ 696.22	\$ 1,154.78	\$ 123.73	\$ -	\$ 334.83	\$ 458.56	\$ -	\$ -	\$ 458.56
Matharu Property Management LLC	53-05-29-200-027.002-004		1A	N	\$ 1,300	\$ -	\$ 1,300	\$ 1.5403	\$ 2.2811	\$ 20.02	\$ 33.21	\$ 3.56	\$ -	\$ 9.63	\$ 13.19	\$ 69.36	\$ 22.20	\$ (78.37)
ZA Properties LLC	53-05-29-200-009.000-004	1534	1A	N	\$ 1,253,500	\$ -	\$ 1,253,500	\$ 1.5403	\$ 2.2811	\$ 19,307.66	\$ 32,024.68	\$ 3,431.22	\$ -	\$ 9,285.81	\$ 12,717.02	\$ -	\$ -	\$ 12,717.02
Stone Lake Corp	53-05-29-200-014.000-004		1A	N	\$ 5,100	\$ -	\$ 5,100	\$ 1.5403	\$ 2.2811	\$ 78.56	\$ 130.30	\$ 13.96	\$ -	\$ 37.78	\$ 51.74	\$ -	\$ -	\$ 51.74
Hoadley, B. G. Inc.	53-05-29-200-028.000-004		1A	N	\$ 5,200	\$ -	\$ 5,200	\$ 1.5403	\$ 2.2811	\$ 80.10	\$ 132.85	\$ 14.23	\$ -	\$ 38.52	\$ 52.75	\$ -	\$ -	\$ 52.75
Stonelake Corp	53-05-29-100-018.000-004	2291	1A	N	\$ -	\$ -	\$ -	\$ 1.5403	\$ 2.2811	\$ -	\$ -	\$ -	\$ -	\$ -	\$ -	\$ -	\$ -	\$ -
State of Indiana	53-05-31-101-012.000-004		1A	N	\$ -	\$ -	\$ -	\$ 1.5403	\$ 2.2811	\$ -	\$ -	\$ -	\$ -	\$ -	\$ -	\$ -	\$ -	\$ -
C-Ray Properties LLC	53-05-30-300-036.002-004	2339	1A	N	\$ 828,300	\$ -	\$ 828,300	\$ 1.5403	\$ 2.2811	\$ 12,758.30	\$ 21,161.58	\$ 2,267.31	\$ -	\$ 6,135.97	\$ 8,403.28	\$ 69.36	\$ 22.20	\$ 8,311.72
Melvin, Nancy E	53-05-31-201-001.001-004	2301	1A	N	\$ 102,500	\$ 68,125	\$ 34,375	\$ 1.5403	\$ 2.2811	\$ 510.72	\$ 847.09	\$ 90.76	\$ -	\$ 245.61	\$ 336.37	\$ 69.36	\$ 22.20	\$ 244.81
Pierce, Tina M	53-05-31-200-002.000-004		1A	N	\$ 46,800	\$ -	\$ 46,800	\$ 1.5403	\$ 2.2811	\$ 720.86	\$ 1,195.66	\$ 128.11	\$ -	\$ 346.69	\$ 474.80	\$ 69.36	\$ 22.20	\$ 383.24
Cowden, Donald L Revocable Trust	53-05-31-200-008.000-004		1A	N	\$ 800	\$ -	\$ 800	\$ 1.5403	\$ 2.2811	\$ 12.32	\$ 20.44	\$ 2.19	\$ -	\$ 5.93	\$ 8.12	\$ -	\$ -	\$ 8.12
Cowden, Donald L Revocable Trust	53-05-31-200-001.000-004		1A	N	\$ -	\$ -	\$ -	\$ 1.5403	\$ 2.2811	\$ -	\$ -	\$ -	\$ -	\$ -	\$ -	\$ -	\$ -	\$ -
RM Bland Enterprises LLC	53-05-31-201-010.000-004	1624	1A	N	\$ 255,500	\$ -	\$ 255,500	\$ 1.5403	\$ 2.2811	\$ 3,935.48	\$ 6,527.57	\$ 699.38	\$ -	\$ 1,892.71	\$ 2,592.09	\$ 69.36	\$ 22.20	\$ 2,500.53
Westside Church Of Christ, Trustees Of	53-05-31-201-004.000-004	1624	1A	N	\$ 266,900	\$ 266,900	\$ -	\$ 1.5403	\$ 2.2811	\$ -	\$ -	\$ -	\$ -	\$ -	\$ -	\$ 69.36	\$ 22.20	\$ (91.56)
C. & R Realty Llp	53-05-31-201-002.000-004	1624	1A	N	\$ 172,600	\$ -	\$ 172,600	\$ 1.5403	\$ 2.2811	\$ 2,658.56	\$ 4,409.62	\$ 472.46	\$ -	\$ 1,278.60	\$ 1,751.06	\$ 69.36	\$ 22.20	\$ 1,659.50
Bloomington Shuttle Service Inc	53-05-31-201-013.000-004	1624	1A	N	\$ 94,600	\$ -	\$ 94,600	\$ 1.5403	\$ 2.2811	\$ 1,457.12	\$ 2,416.86	\$ 258.95	\$ -	\$ 700.79	\$ 959.74	\$ -	\$ -	\$ 959.74
Krebbs, Jerry & Phyllis	53-05-31-201-011.000-004	1624	1A	N	\$ 211,600	\$ -	\$ 211,600	\$ 1.5403	\$ 2.2811	\$ 3,259.28	\$ 5,406.00	\$ 579.21	\$ -	\$ 1,567.51	\$ 2,146.72	\$ 69.36	\$ 37.08	\$ 2,040.28
Mitchell, Christine	53-05-31-201-003.000-004	1624	1A	N	\$ 365,400	\$ -	\$ 365,400	\$ 1.5403	\$ 2.2811	\$ 5,628.26	\$ 9,335.32	\$ 1,000.21	\$ -	\$ 2,706.84	\$ 3,707.06	\$ -	\$ -	\$ 3,707.06
Smith & Son Auto Repair Inc	53-05-31-201-008.000-004	1624	1A	N	\$ 234,400	\$ 3,000	\$ 231,400	\$ 1.5403	\$ 2.2811	\$ 3,564.24	\$ 5,911.86	\$ 633.41	\$ -	\$ 1,714.20	\$ 2,347.62	\$ 69.36	\$ 22.20	\$ 2,256.06
Parrish Family Farms LLC	53-05-31-201-005.000-004	1624	1A	N	\$ 575,200	\$ -	\$ 575,200	\$ 1.5403	\$ 2.2811	\$ 8,859.80	\$ 14,695.33	\$ 1,574.50	\$ -	\$ 4,261.03	\$ 5,835.53	\$ 69.36	\$ 22.20	\$ 5,743.97
Williams, Ronald F Revocable Trust	53-05-31-201-014.000-004	1624	1A	N	\$ 52,700	\$ -	\$ 52,700	\$ 1.5403	\$ 2.2811	\$ 811.74	\$ 1,346.39	\$ 144.26	\$ -	\$ 390.39	\$ 534.65	\$ -	\$ -	\$ 534.65
ABC Contractors LLC	53-05-31-201-009.000-004	1624	1A	N	\$ 317,800	\$ -	\$ 317,800	\$ 1.5403	\$ 2.2811	\$ 4,895.08	\$ 8,119.22	\$ 869.92	\$ -	\$ 2,354.22	\$ 3,224.14	\$ -	\$ -	\$ 3,224.14
Williams, Ronald F Revocable Trust	53-05-31-201-012.000-004	1624	1A	N	\$ 88,600	\$ -	\$ 88,600	\$ 1.5403	\$ 2.2811	\$ 1,364.72	\$ 2,263.57	\$ 242.53	\$ -	\$ 656.33	\$ 898.85	\$ -	\$ -	\$ 898.85
Northside Commercial Rentals LLC	53-05-31-201-015.000-004	1624	1A	N	\$ 298,900	\$ -	\$ 298,900	\$ 1.5403	\$ 2.2811	\$ 4,603.96	\$ 7,636.36	\$ 818.18	\$ -	\$ 2,214.22	\$ 3,032.40	\$ -	\$ -	\$ 3,032.40
Williams, Ronald F Revocable Trust	53-05-31-201-006.000-004	1592	1A	N	\$ 171,200	\$ -	\$ 171,200	\$ 1.5403	\$ 2.2811	\$ 2,637.00	\$ 4,373.85	\$ 468.63	\$ -	\$ 1,268.23	\$ 1,736.85	\$ -	\$ -	\$ 1,736.85
Bozarth Holding LLC	53-05-31-201-007.000-004	1624	1A	N	\$ 391,500	\$ -	\$ 391,500	\$ 1.5403	\$ 2.2811	\$ 6,030.28	\$ 10,002.12	\$ 1,071.66	\$ -	\$ 2,900.19	\$ 3,971.84	\$ 69.36	\$ 22.20	\$ 3,880.28
Cowden, Donald L Revocable Trust	53-05-31-201-001.000-004	1624	1A	N	\$ 280,100	\$ -	\$ 280,100	\$ 1.5403	\$ 2.2811	\$ 4,314.38	\$ 7,156.05	\$ 766.72	\$ -	\$ 2,074.95	\$ 2,841.67	\$ 69.36	\$ 22.20	\$ 2,750.11
Cowden, Donald L Revocable Trust	53-05-31-205-001.016-004	1624	1A	N	\$ 34,500	\$ -	\$ 34,500	\$ 1.5403	\$ 2.2811	\$ 531.40	\$ 881.41	\$ 94.44	\$ -	\$ 255.58	\$ 350.01	\$ -	\$ -	\$ 350.01
Cowden, Donald L Revocable Trust	53-05-31-205-001.017-004	1624	1A	N	\$ 96,400	\$ -	\$ 96,400	\$ 1.5403	\$ 2.2811	\$ 1,484.84	\$ 2,462.85	\$ 263.88	\$ -	\$ 714.13	\$ 978.01	\$ -	\$ -	\$ 978.01
Parrish Family Farms LLC	53-05-31-205-001.018-004	1624	1A	N	\$ 263,900	\$ -	\$ 263,900	\$ 1.5403	\$ 2.2811	\$ 4,064.84	\$ 6,742.17	\$ 722.38	\$ -	\$ 1,954.96	\$ 2,677.33	\$ -	\$ -	\$ 2,677.33
Wistreich, David M & Elise L; Wistreich, Samuel Solomon	53-05-29-100-018.029-004	2291	1A	N	\$ 256,000	\$ 121,850	\$ 134,150	\$ 1.5403	\$ 2.2811	\$ 1,993.04	\$ 3,011.89	\$ 322.70	\$ -	\$ 696.15	\$ 1,018.85	\$ 69.36	\$ 22.20	\$ 927.29
Wooden, Steven W & Nancy E	53-05-29-100-018.030-004	2291	1A	N	\$ 272,600	\$ 124,660	\$ 147,940	\$ 1.5403	\$ 2.2811	\$ 2,197.92	\$ 3,212.69	\$ 344.22	\$ -	\$ 670.55	\$ 1,014.77	\$ 69.36	\$ 22.20	\$ 923.21
Thoma, Mark & Jane	53-05-29-100-018.031-004	2291	1A	N	\$ 283,700	\$ 131,545	\$ 152,155	\$ 1.5403	\$ 2.2811	\$ 2,260.56	\$ 3,341.56	\$ 358.03	\$ -	\$ 722.97	\$ 1,081.00	\$ 69.36	\$ 22.20	\$ 989.44
Kleiner, Kristopher	53-05-29-100-018.032-004	2291	1A	N	\$ 280,000	\$ 130,250	\$ 149,750	\$ 1.5403	\$ 2.2811	\$ 2,224.82	\$ 3,297.51	\$ 353.31	\$ -	\$ 719.39	\$ 1,072.69	\$ 69.36	\$ 22.20	\$ 981.13
Sinn, Nancy L Revocable Trust	53-05-29-100-018.039-004		1A	N	\$ 244,900	\$ 117,965	\$ 126,935	\$ 1.5403	\$ 2.2811	\$ 1,885.86	\$ 2,879.78	\$ 308.54	\$ -	\$ 685.38	\$ 993.92	\$ 69.36	\$ 22.20	\$ 902.36
Argenbright, James L & Jillaine Gay	53-05-29-100-018.040-004		1A	N	\$ 245,700	\$ 118,245	\$ 127,455	\$ 1.5403	\$ 2.2811	\$ 1,893.60	\$ 2,889.32	\$ 309.58	\$ -	\$ 686.14	\$ 995.72	\$ 69.36	\$ 22.20	\$ 904.16
Stonelake Corp	53-05-29-100-018.098-004	2291	1A	N	\$ -	\$ -	\$ -	\$ 1.5403	\$ 2.2811	\$ -	\$ -	\$ -	\$ -	\$ -	\$ -	\$ -	\$ -	\$ -
Stonelake Corp	53-05-29-100-018.099-004		1A	N	\$ -	\$ -	\$ -	\$ 1.5403	\$ 2.2811	\$ -	\$ -	\$ -	\$ -	\$ -	\$ -	\$ -	\$ -	\$ -
Stone Lake Corp	53-01-21-180-101.000-004		1A	N	\$ 800	\$ -	\$ 800	\$ 1.5403	\$ 2.2811	\$ 12.32	\$ 20.44	\$ 2.19	\$ -	\$ 5.93	\$ 8.12	\$ -	\$ -	\$ 8.12
Loman, Scott S & Shearn, James W.	53-05-29-100-016.000-004		1A	N	\$ 219,800	\$ 109,180	\$ 110,620	\$ 1.5403	\$ 2.2811	\$ 1,643.48	\$ 2,581.06	\$ 276.53	\$ -	\$ 661.05	\$ 937.58	\$ 69.36	\$ 22.20	\$ 846.02
Behrman, Eric L & McCann, Sharon S	53-05-29-100-054.000-004		1A	N	\$ 215,200	\$ 107,570	\$ 107,630	\$ 1.5403	\$ 2.2811	\$ 1,599.04	\$ 2,526.33	\$ 270.69	\$ -	\$ 656.61	\$ 927.29	\$ 69.36	\$ 22.20	\$ 835.73
Addisu, Hannah N	53-05-29-100-011.000-004		1A	N	\$ 216,400	\$ 107,990	\$ 108,410	\$ 1.5403	\$ 2.2811	\$ 1,610.64	\$ 2,540.60	\$ 272.20	\$ -	\$ 657.76	\$ 929.96	\$ 69.36	\$ 22.20	\$ 838.40
Kuebler, Sandra	53-05-29-100-031.000-004		1A	N	\$ 192,700	\$ 96,695	\$ 96,005	\$ 1.5403	\$ 2.2811	\$ 1,426.32	\$ 2,261.80	\$ 242.34	\$ -	\$ 593.13	\$ 835.48	\$ 69.36	\$ 22.20	\$ 743.92
Hoke, Nancy K & Dean E	53-05-29-100-030.000-004		1A	N	\$ 199,200	\$ 98,970	\$ 100,230	\$ 1.5403	\$ 2.2811	\$ 1,489.12	\$ 2,339.15	\$ 250.63	\$ -	\$ 599.40	\$ 850.03	\$ 69.36	\$ 22.20	\$ 758.47
Greene, Earl & Rosann	53-05-29-100-024.000-004		1A	N	\$ 209,700	\$ -	\$ 209,700	\$ 1.5403	\$ 2.2811	\$ 3,230.00	\$ 4,923.45	\$ 527.51	\$ -	\$ 1,165.94	\$ 1,693.45	\$ 69.36	\$ 22.20	\$ 1,601.89
Koch, Edward R & Christine A	53-05-29-100-042.000-004		1A	N	\$ 208,400	\$ 105,190	\$ 103,210	\$ 1.5403	\$ 2.2811	\$ 1,533.38	\$ 2,445.39	\$ 262.00	\$ -	\$ 650.01	\$ 912.01	\$ 69.36	\$ 22.20	\$ 820.45
Phillips, Bert F & Karen F	53-05-29-100-049.000-004		1A	N	\$ 223,200	\$ 107,370	\$ 115,830	\$ 1.5403	\$ 2.2811	\$ 1,720.88	\$ 2,624.78	\$ 281.23	\$ -	\$ 622.66	\$ 903.90	\$ 69.36	\$ 22.20	\$ 812.34

City of Bloomington

Area #1A: South-West Annexation Area - Tax Impacts Analysis

Note (1): This section shows the inc/(dec) in tax bills due to differences between township fire protection rates and the Monroe Fire Protection District fire rate

Owner Name	Parcel #	Waiver	Annexation Area	AG	2020 Pay 2021 Gross AV	2020 Pay 2021 Deductions /Exemptions	2020 Pay 2021 NAV	Pre-Annex 2020 Pay 2021 Prop Tax Rate	Post-Annex Prop Tax Rate	Pre-Annex Tax Bill	Post-Annex Tax Bill	Net Tax Bill Increase Due Solely to AV Growth (12% - Aggregate over 4 years)	Net Tax Bill Increase Due to Difference Between Fire Rates (1)	Net Tax Bill Increase Due to Annexation	Total Post-Annexation Net Tax Bill Increase	Benefit 1 Yearly Sewer Bill Savings (@ 4000 Gal/Month)	Benefit 2 Yearly Fire Protection (Water Surcharge) Savings	Post-Annex Tax Bill Inc/(Dec) Net of Benefits
Slater, Sunny K	53-05-29-100-006.000-004	1769	1A	N	\$ 205,300	\$ 104,105	\$ 101,195	\$ 1.5403	\$ 2.2811	\$ 1,503.44	\$ 2,408.50	\$ 258.05	\$ -	\$ 647.01	\$ 905.06	\$ 69.36	\$ 22.20	\$ 813.50
Harpring, Elizabeth A	53-05-29-100-012.000-004		1A	N	\$ 199,600	\$ 102,110	\$ 97,490	\$ 1.5403	\$ 2.2811	\$ 1,448.40	\$ 2,340.67	\$ 250.79	\$ -	\$ 641.48	\$ 892.27	\$ 69.36	\$ 22.20	\$ 800.71
Tabereaux, Martha H	53-05-29-100-017.000-004		1A	N	\$ 211,800	\$ 103,380	\$ 108,420	\$ 1.5403	\$ 2.2811	\$ 1,610.78	\$ 2,489.09	\$ 266.68	\$ -	\$ 611.63	\$ 878.31	\$ 69.36	\$ 22.20	\$ 786.75
Hust, Darrell V & Lillian E	53-05-29-100-009.000-004		1A	N	\$ 210,600	\$ 105,960	\$ 104,640	\$ 1.5403	\$ 2.2811	\$ 1,554.64	\$ 2,471.58	\$ 264.82	\$ -	\$ 652.13	\$ 916.94	\$ 69.36	\$ 22.20	\$ 825.38
Graves, Richard A & Elizabeth S	53-05-29-100-003.000-004		1A	N	\$ 222,600	\$ 110,160	\$ 112,440	\$ 1.5403	\$ 2.2811	\$ 1,670.52	\$ 2,614.40	\$ 280.12	\$ -	\$ 663.76	\$ 943.88	\$ 69.36	\$ 22.20	\$ 852.32
Mizgalski, Tina L; Jennifer Galvan; Kelly L & Tracy N Rank	53-05-29-100-036.000-004		1A	N	\$ 226,900	\$ -	\$ 226,900	\$ 1.5403	\$ 2.2811	\$ 3,494.94	\$ 5,327.29	\$ 570.78	\$ -	\$ 1,261.56	\$ 1,832.35	\$ 69.36	\$ 22.20	\$ 1,740.79
Stonelake Corp	53-05-29-100-061.000-004		1A	N	\$ -	\$ -	\$ -	\$ 1.5403	\$ 2.2811	\$ -	\$ -	\$ -	\$ -	\$ -	\$ -	\$ 69.36	\$ 22.20	\$ (91.56)
Stonelake Corp	53-05-29-100-035.000-004	1927	1A	N	\$ -	\$ -	\$ -	\$ 1.5403	\$ 2.2811	\$ -	\$ -	\$ -	\$ -	\$ -	\$ -	\$ -	\$ -	\$ -
Stonelake Corp	53-05-29-100-050.000-004		1A	N	\$ -	\$ -	\$ -	\$ 1.5403	\$ 2.2811	\$ -	\$ -	\$ -	\$ -	\$ -	\$ -	\$ 69.36	\$ 22.20	\$ (91.56)
Hauser, Claudia G	53-05-29-100-028.000-004		1A	N	\$ 219,700	\$ 109,145	\$ 110,555	\$ 1.5403	\$ 2.2811	\$ 1,642.52	\$ 2,579.89	\$ 276.42	\$ -	\$ 660.94	\$ 937.37	\$ 69.36	\$ 22.20	\$ 845.81
Grubb, Donald E & Waneta J	53-05-31-203-010.000-004		1A	N	\$ 250,600	\$ -	\$ 250,600	\$ 1.5403	\$ 2.2811	\$ 3,860.00	\$ 6,402.38	\$ 685.97	\$ -	\$ 1,856.41	\$ 2,542.38	\$ -	\$ -	\$ 2,542.38
Bryan Rental Inc	53-05-31-204-001.000-004	1023	1A	N	\$ 336,400	\$ -	\$ 336,400	\$ 1.5403	\$ 2.2811	\$ 5,181.56	\$ 8,594.42	\$ 920.83	\$ -	\$ 2,492.03	\$ 3,412.86	\$ -	\$ -	\$ 3,412.86
Bryan Rental Inc	53-05-31-204-006.000-004		1A	N	\$ 136,800	\$ -	\$ 136,800	\$ 1.5403	\$ 2.2811	\$ 2,107.12	\$ 3,495.00	\$ 374.46	\$ -	\$ 1,013.41	\$ 1,387.88	\$ -	\$ -	\$ 1,387.88
Bryan Rental Inc	53-05-31-204-004.000-004		1A	N	\$ 90,600	\$ -	\$ 90,600	\$ 1.5403	\$ 2.2811	\$ 1,395.52	\$ 2,314.67	\$ 248.00	\$ -	\$ 671.15	\$ 919.15	\$ -	\$ -	\$ 919.15
Bryan Rental Inc	53-05-31-204-002.000-004		1A	N	\$ 236,700	\$ -	\$ 236,700	\$ 1.5403	\$ 2.2811	\$ 3,645.88	\$ 6,047.26	\$ 647.92	\$ -	\$ 1,753.46	\$ 2,401.38	\$ 69.36	\$ 14.76	\$ 2,317.26
TDDM LLC	53-05-31-204-003.000-004		1A	N	\$ 373,800	\$ -	\$ 373,800	\$ 1.5403	\$ 2.2811	\$ 5,757.64	\$ 9,549.92	\$ 1,023.21	\$ -	\$ 2,769.08	\$ 3,792.28	\$ -	\$ -	\$ 3,792.28
Cardinal-indiana Inc	53-05-31-203-005.000-004		1A	N	\$ 491,500	\$ -	\$ 491,500	\$ 1.5403	\$ 2.2811	\$ 7,570.56	\$ 12,556.95	\$ 1,345.39	\$ -	\$ 3,641.00	\$ 4,986.39	\$ 69.36	\$ 37.08	\$ 4,879.95
Dyer, Michael & Susan M	53-05-31-203-013.000-004	1567	1A	N	\$ 298,600	\$ -	\$ 298,600	\$ 1.5403	\$ 2.2811	\$ 4,599.34	\$ 7,628.70	\$ 817.36	\$ -	\$ 2,212.00	\$ 3,029.36	\$ 69.36	\$ 22.20	\$ 2,937.80
Carefree Enterprises LLC	53-05-31-203-023.000-004		1A	N	\$ 194,000	\$ -	\$ 194,000	\$ 1.5403	\$ 2.2811	\$ 2,988.18	\$ 4,956.35	\$ 531.04	\$ -	\$ 1,437.14	\$ 1,968.17	\$ 69.36	\$ 37.08	\$ 1,861.73
Carefree Enterprises LLC	53-05-31-203-008.000-004	1271	1A	N	\$ 99,200	\$ -	\$ 99,200	\$ 1.5403	\$ 2.2811	\$ 1,527.98	\$ 2,534.38	\$ 271.54	\$ -	\$ 734.86	\$ 1,006.40	\$ 69.36	\$ 37.08	\$ 899.96
Strains, Laurens B, Post 604 Veterans of Foreign Wars of the United States Inc	53-05-31-203-005.000-004		1A	N	\$ 267,700	\$ 267,700	\$ -	\$ 1.5403	\$ 2.2811	\$ -	\$ -	\$ -	\$ -	\$ -	\$ -	\$ 69.36	\$ 22.20	\$ (91.56)
Bryan Rental Inc	53-05-31-203-009.000-004	1435	1A	N	\$ 248,300	\$ -	\$ 248,300	\$ 1.5403	\$ 2.2811	\$ 3,824.56	\$ 6,343.62	\$ 679.67	\$ -	\$ 1,839.39	\$ 2,519.06	\$ -	\$ -	\$ 2,519.06
BACH 2182 Investments, LLC	53-05-31-202-004.000-004	2438	1A	N	\$ 81,000	\$ -	\$ 81,000	\$ 1.5403	\$ 2.2811	\$ 1,247.64	\$ 2,069.41	\$ 221.72	\$ -	\$ 600.04	\$ 821.77	\$ -	\$ -	\$ 821.77
BACH 2182 Investments, LLC	53-05-31-202-003.000-004	2438	1A	N	\$ 1,037,200	\$ -	\$ 1,037,200	\$ 1.5403	\$ 2.2811	\$ 15,976.00	\$ 26,498.60	\$ 2,839.14	\$ -	\$ 7,683.47	\$ 10,522.60	\$ 69.36	\$ 37.08	\$ 10,416.16
Hawkins, Ruby Jane	53-05-30-300-001.000-004	1873	1A	N	\$ 102,100	\$ 62,395	\$ 39,705	\$ 1.5403	\$ 2.2811	\$ 593.92	\$ 985.14	\$ 105.56	\$ -	\$ 285.66	\$ 391.22	\$ 69.36	\$ 22.20	\$ 299.66
Baldwin, Larry E & Marcia A.	53-05-31-200-009.000-004		1A	N	\$ 133,500	\$ 89,660	\$ 43,840	\$ 1.5403	\$ 2.2811	\$ 443.44	\$ 452.31	\$ -	\$ -	\$ 8.87	\$ 8.87	\$ 69.36	\$ 37.08	\$ (97.57)
Storey, Nathan	53-05-29-200-046.000-004		1A	N	\$ 169,400	\$ -	\$ 169,400	\$ 1.5403	\$ 2.2811	\$ 2,609.26	\$ 3,979.75	\$ 426.40	\$ -	\$ 944.09	\$ 1,370.49	\$ 69.36	\$ 22.20	\$ 1,278.93
Reed Quarries, Inc.	53-05-29-200-016.000-004		1A	N	\$ 109,200	\$ -	\$ 109,200	\$ 1.5403	\$ 2.2811	\$ 1,682.00	\$ 2,789.86	\$ 298.91	\$ -	\$ 808.95	\$ 1,107.86	\$ -	\$ -	\$ 1,107.86
State Of Indiana	53-05-29-200-055.000-004		1A	N	\$ -	\$ -	\$ -	\$ 1.5403	\$ 2.2811	\$ -	\$ -	\$ -	\$ -	\$ -	\$ -	\$ -	\$ -	\$ -
Dede, Paul M	53-05-29-100-032.000-004		1A	N	\$ 229,500	\$ 109,575	\$ 119,925	\$ 1.5403	\$ 2.2811	\$ 1,781.72	\$ 2,699.75	\$ 289.26	\$ -	\$ 628.77	\$ 918.03	\$ 69.36	\$ 22.20	\$ 826.47
Rimstidt, Robert & Nelda S	53-05-29-100-001.000-004	1927	1A	N	\$ 241,200	\$ 113,670	\$ 127,530	\$ 1.5403	\$ 2.2811	\$ 1,894.70	\$ 2,839.00	\$ 304.19	\$ -	\$ 640.11	\$ 944.30	\$ 69.36	\$ 22.20	\$ 852.74
Densford, Catherine C	53-05-29-100-005.000-004	1927	1A	N	\$ 213,400	\$ 106,940	\$ 106,460	\$ 1.5403	\$ 2.2811	\$ 1,581.66	\$ 2,504.90	\$ 268.38	\$ -	\$ 654.86	\$ 923.24	\$ -	\$ -	\$ 923.24
Cowden, J.D.	53-05-29-100-019.000-004	1927	1A	N	\$ 222,000	\$ -	\$ 222,000	\$ 1.5403	\$ 2.2811	\$ 3,419.48	\$ 5,212.24	\$ 558.45	\$ -	\$ 1,234.31	\$ 1,792.76	\$ -	\$ -	\$ 1,792.76
Ashton, Andrew J	53-05-29-100-020.000-004	1927	1A	N	\$ 212,200	\$ 103,520	\$ 108,680	\$ 1.5403	\$ 2.2811	\$ 1,614.64	\$ 2,493.87	\$ 267.21	\$ -	\$ 612.02	\$ 879.23	\$ 69.36	\$ 22.20	\$ 787.67
BACH 2128 Investments, LLC	53-05-31-202-005.000-004	2438	1A	N	\$ 358,300	\$ -	\$ 358,300	\$ 1.5403	\$ 2.2811	\$ 5,518.88	\$ 9,153.92	\$ 980.78	\$ -	\$ 2,654.27	\$ 3,635.04	\$ 69.36	\$ 22.20	\$ 3,543.48
Shelby Bloomington LLC	53-05-31-202-007.000-004		1A	N	\$ 204,700	\$ -	\$ 204,700	\$ 1.5403	\$ 2.2811	\$ 3,153.00	\$ 5,229.72	\$ 560.33	\$ -	\$ 1,516.39	\$ 2,076.72	\$ 69.36	\$ 22.20	\$ 1,985.16
Monroe County Real Estate Investment LLC	53-05-31-202-001.000-004		1A	N	\$ 299,700	\$ -	\$ 299,700	\$ 1.5403	\$ 2.2811	\$ 4,616.28	\$ 7,656.80	\$ 820.37	\$ -	\$ 2,220.15	\$ 3,040.52	\$ 69.36	\$ 22.20	\$ 2,948.96
Tarbert Properties LLC	53-05-31-203-012.000-004		1A	N	\$ 237,200	\$ -	\$ 237,200	\$ 1.5403	\$ 2.2811	\$ 3,653.60	\$ 6,060.04	\$ 649.29	\$ -	\$ 1,757.15	\$ 2,406.44	\$ -	\$ -	\$ 2,406.44
Hoosier Hills Food Bank Inc	53-05-31-203-019.000-004		1A	N	\$ 347,500	\$ 347,500	\$ -	\$ 1.5403	\$ 2.2811	\$ -	\$ -	\$ -	\$ -	\$ -	\$ -	\$ -	\$ -	\$ -
Hoosier Hills Food Bank Inc	53-05-31-203-022.000-004		1A	N	\$ 304,600	\$ 304,600	\$ -	\$ 1.5403	\$ 2.2811	\$ -	\$ -	\$ -	\$ -	\$ -	\$ -	\$ -	\$ -	\$ -
MCD Machine Incorporated	53-05-31-203-006.000-004		1A	N	\$ 386,100	\$ -	\$ 386,100	\$ 1.5403	\$ 2.2811	\$ 5,947.10	\$ 9,864.16	\$ 1,056.87	\$ -	\$ 2,860.19	\$ 3,917.06	\$ 69.36	\$ 14.76	\$ 3,832.94
Fosnacht, Kevin J	53-05-29-100-004.000-004	1927	1A	N	\$ 196,900	\$ 101,165	\$ 95,735	\$ 1.5403	\$ 2.2811	\$ 1,422.32	\$ 2,308.53	\$ 247.34	\$ -	\$ 638.87	\$ 886.21	\$ 69.36	\$ 22.20	\$ 794.65
Danielson, Keith A. & L/E Danielson, Marilyn J.	53-05-29-100-002.000-004	1927	1A	N	\$ 220,600	\$ 106,460	\$ 114,140	\$ 1.5403	\$ 2.2811	\$ 1,695.76	\$ 2,593.83	\$ 277.91	\$ -	\$ 620.16	\$ 898.07	\$ 69.36	\$ 22.20	\$ 806.51
Van Hook, Philip & Barbara Revocable Trust	53-05-29-100-010.000-004	1927	1A	N	\$ 218,900	\$ 105,865	\$ 113,035	\$ 1.5403	\$ 2.2811	\$ 1,679.36	\$ 2,573.59	\$ 275.74	\$ -	\$ 618.49	\$ 894.23	\$ 69.36	\$ 22.20	\$ 802.67
Satter, Richard E & Ethel A	53-05-29-100-037.000-004	1927	1A	N	\$ 210,600	\$ 102,960	\$ 107,640	\$ 1.5403	\$ 2.2811	\$ 1,599.20	\$ 2,474.82	\$ 265.16	\$ -	\$ 610.46	\$ 875.62	\$ 69.36	\$ 22.20	\$ 784.06
Boyd, Michael W & Judith A	53-05-29-100-055.000-004	1927	1A	N	\$ 248,500	\$ 141,185	\$ 107,315	\$ 1.5403	\$ 2.2811	\$ 1,594.36	\$ 2,644.51	\$ 283.34	\$ -	\$ 766.81	\$ 1,050.15	\$ 69.36	\$ 22.20	\$ 958.59
Pate, Marvin L & Terry J	53-05-29-100-059.000-004	1927	1A	N	\$ 338,200	\$ 150,620	\$ 187,580	\$ 1.5403	\$ 2.2811	\$ 2,786.84	\$ 3,990.16	\$ 427.52	\$ -	\$ 775.80	\$ 1,203.32	\$ 69.36	\$ 22.20	\$ 1,111.76
Heaton, Donald & Wildonna Edwards	53-05-29-100-033.000-004	1927	1A	N	\$ 283,500	\$ 128,475	\$ 155,025	\$ 1.5403	\$ 2.2811	\$ 2,303.20	\$ 3,342.40	\$ 358.11	\$ -	\$ 681.09	\$ 1,039.20	\$ 69.36	\$ 22.20	\$ 947.64
McKinney Family Revocable Trust	53-05-29-100-060.000-004	1927	1A	N	\$ 233,400	\$ 135,900	\$ 97,500	\$ 1.5403	\$ 2.2811	\$ 1,448.56	\$ 2,402.64	\$ 257.43	\$ -	\$ 696.66	\$ 954.08	\$ -	\$ -	\$ 954.08

City of Bloomington

Area #1A: South-West Annexation Area - Tax Impacts Analysis



Note (1): This section shows the inc/(dec) in tax bills due to differences between township fire protection rates and the Monroe Fire Protection District fire rate

Owner Name	Parcel #	Waiver	Annexation Area	AG	2020 Pay 2021 Gross AV	2020 Pay 2021 Deductions /Exemptions	2020 Pay 2021 NAV	Pre-Annex 2020 Pay 2021 Prop Tax Rate	Post-Annex Prop Tax Rate	Pre-Annex Tax Bill	Post-Annex Tax Bill	Net Tax Bill Increase Due Solely to AV Growth (12% - Aggregate over 4 years)	Net Tax Bill Increase Due to Difference Between Fire Rates (1)	Net Tax Bill Increase Due to Annexation	Total Post-Annexation Net Tax Bill Increase	Benefit 1 Yearly Sewer Bill Savings (@ 4000 Gal/Month)	Benefit 2 Yearly Fire Protection (Water Surcharge) Savings	Post-Annex Tax Bill Inc/(Dec) Net of Benefits
Hellums, William L & Sabrina M	53-05-29-100-034.000-004	1927	1A	N	\$ 266,600	\$ 125,560	\$ 141,040	\$ 1.5403	\$ 2.2811	\$ 2,095.42	\$ 3,138.04	\$ 336.22	\$ -	\$ 706.40	\$ 1,042.62	\$ -	\$ -	\$ 1,042.62
Keucher, Stephen L & Diane M Revocable Trust	53-05-29-100-025.000-004	1927	1A	N	\$ 266,600	\$ 122,560	\$ 144,040	\$ 1.5403	\$ 2.2811	\$ 2,140.00	\$ 3,141.28	\$ 336.57	\$ -	\$ 664.71	\$ 1,001.28	\$ -	\$ -	\$ 1,001.28
Hoadley, B. G. Inc.	53-05-20-300-001.000-004		1A	N	\$ 1,800	\$ -	\$ 1,800	\$ 1.5403	\$ 2.2811	\$ 27.72	\$ 45.99	\$ 4.93	\$ -	\$ 13.34	\$ 18.27	\$ -	\$ -	\$ 18.27
HHI Properties LLC	53-05-31-203-017.000-004	1215	1A	N	\$ 415,000	\$ -	\$ 415,000	\$ 1.5403	\$ 2.2811	\$ 6,392.24	\$ 10,602.51	\$ 1,135.98	\$ -	\$ 3,074.28	\$ 4,210.27	\$ 69.36	\$ 22.20	\$ 4,118.71
Cloud, Carol A Revocable Trust & Cloud, Todd D Trust & Ison, Dennis C	53-05-31-203-024.000-004		1A	N	\$ 635,000	\$ -	\$ 635,000	\$ 1.5403	\$ 2.2811	\$ 9,780.90	\$ 16,223.11	\$ 1,738.19	\$ -	\$ 4,704.02	\$ 6,442.21	\$ 69.36	\$ 22.20	\$ 6,350.65
HIS Properties LLC	53-05-31-203-011.000-004	2142	1A	N	\$ 369,800	\$ -	\$ 369,800	\$ 1.5403	\$ 2.2811	\$ 5,696.04	\$ 9,447.73	\$ 1,012.26	\$ -	\$ 2,739.43	\$ 3,751.69	\$ 69.36	\$ 22.20	\$ 3,660.13
Huntley, David Rex & Karlene B	53-05-31-203-003.000-004		1A	N	\$ 379,100	\$ -	\$ 379,100	\$ 1.5403	\$ 2.2811	\$ 5,839.28	\$ 9,685.33	\$ 1,037.71	\$ -	\$ 2,808.33	\$ 3,846.05	\$ -	\$ -	\$ 3,846.05
Tarbert Properties LLC	53-05-31-203-020.000-004	2192	1A	N	\$ 616,200	\$ -	\$ 616,200	\$ 1.5403	\$ 2.2811	\$ 9,491.32	\$ 15,742.81	\$ 1,686.73	\$ -	\$ 4,564.76	\$ 6,251.49	\$ 69.36	\$ 37.08	\$ 6,145.05
Shelby Bloomington LLC	53-05-31-202-006.000-004	1687	1A	N	\$ 532,400	\$ -	\$ 532,400	\$ 1.5403	\$ 2.2811	\$ 8,200.56	\$ 13,601.87	\$ 1,457.34	\$ -	\$ 3,943.96	\$ 5,401.31	\$ -	\$ -	\$ 5,401.31
Gailes Gas & Electric Inc.	53-05-31-203-014.000-004		1A	N	\$ 3,800	\$ -	\$ 3,800	\$ 1.5403	\$ 2.2811	\$ 58.52	\$ 97.08	\$ 10.40	\$ -	\$ 28.16	\$ 38.56	\$ -	\$ -	\$ 38.56
E & B Paving Inc	53-05-31-203-018.000-004		1A	N	\$ 860,100	\$ -	\$ 860,100	\$ 1.5403	\$ 2.2811	\$ 13,248.12	\$ 21,974.02	\$ 2,354.36	\$ -	\$ 6,371.54	\$ 8,725.90	\$ 69.36	\$ 118.68	\$ 8,537.86
Hanna, William K Trucking Inc	53-05-31-203-026.000-004	2091	1A	N	\$ 1,286,300	\$ -	\$ 1,286,300	\$ 1.5403	\$ 2.2811	\$ 19,812.88	\$ 32,862.66	\$ 3,521.00	\$ -	\$ 9,528.78	\$ 13,049.78	\$ 69.36	\$ 22.20	\$ 12,958.22
T & R Rentals LLC	53-05-31-203-015.000-004		1A	N	\$ 132,900	\$ -	\$ 132,900	\$ 1.5403	\$ 2.2811	\$ 2,047.06	\$ 3,395.36	\$ 363.79	\$ -	\$ 984.51	\$ 1,348.30	\$ 69.36	\$ 37.08	\$ 1,241.86
Sowders, Gerald	53-05-31-203-007.000-004		1A	N	\$ 541,600	\$ -	\$ 541,600	\$ 1.5403	\$ 2.2811	\$ 8,342.26	\$ 13,836.91	\$ 1,482.53	\$ -	\$ 4,012.12	\$ 5,494.65	\$ -	\$ -	\$ 5,494.65
Hoadley, B G Inc	53-05-29-200-023.000-005		1A	N	\$ 4,700	\$ -	\$ 4,700	\$ 2.0635	\$ 2.0641	\$ 96.98	\$ 108.65	\$ 11.64	\$ 20.48	\$ 0.03	\$ 11.67	\$ -	\$ -	\$ 11.67
Wakhungu, Henry Kerre & Phoebe Khasiala	53-05-29-100-026.000-004		1A	N	\$ 124,100	\$ -	\$ 124,100	\$ 1.5403	\$ 2.2811	\$ 1,911.52	\$ 2,915.55	\$ 312.38	\$ -	\$ 691.65	\$ 1,004.03	\$ 69.36	\$ 14.76	\$ 919.91
Siebert, Patricia H & Andrew	53-05-29-200-051.000-004		1A	N	\$ 107,800	\$ 69,980	\$ 37,820	\$ 1.5403	\$ 2.2811	\$ 561.88	\$ 931.97	\$ 99.85	\$ -	\$ 270.25	\$ 370.09	\$ 69.36	\$ 22.20	\$ 278.53
Reed Quarries, Inc.	53-05-20-300-033.000-004		1A	N	\$ 192,100	\$ -	\$ 192,100	\$ 1.5403	\$ 2.2811	\$ 2,958.92	\$ 4,907.81	\$ 525.84	\$ -	\$ 1,423.05	\$ 1,948.89	\$ 69.36	\$ 22.20	\$ 1,857.33
AT&T Network Real Estate Administration	53-01-22-063-010.000-004		1A	N	\$ 20,600	\$ -	\$ 20,600	\$ 1.5403	\$ 2.2811	\$ 317.30	\$ 526.29	\$ 56.39	\$ -	\$ 152.60	\$ 208.99	\$ -	\$ -	\$ 208.99
HREH LLC	53-05-31-203-016.000-004		1A	N	\$ 270,200	\$ -	\$ 270,200	\$ 1.5403	\$ 2.2811	\$ 4,161.88	\$ 6,903.13	\$ 739.62	\$ -	\$ 2,001.63	\$ 2,741.25	\$ 69.36	\$ 37.08	\$ 2,634.81
Langley, Robert C & Helen V	53-05-31-200-005.000-004	2504	1A	N	\$ 194,000	\$ 96,835	\$ 97,165	\$ 1.5403	\$ 2.2811	\$ 1,444.06	\$ 2,289.55	\$ 245.31	\$ -	\$ 600.17	\$ 845.49	\$ 69.36	\$ 14.76	\$ 761.37
O'Malley, Linda L	53-09-01-202-016.000-015		1A	N	\$ 162,200	\$ 3,000	\$ 159,200	\$ 1.5790	\$ 2.3198	\$ 2,513.76	\$ 3,771.39	\$ 404.08	\$ -	\$ 853.55	\$ 1,257.63	\$ 69.36	\$ 22.20	\$ 1,166.07
Pate, Sharon A	53-09-12-201-013.000-015		1A	N	\$ 146,900	\$ 83,665	\$ 63,235	\$ 1.5790	\$ 2.3198	\$ 963.02	\$ 1,584.60	\$ 169.77	\$ -	\$ 451.80	\$ 621.58	\$ 69.36	\$ 22.20	\$ 530.02
Johnson, Larry E. & Deborah E.	53-09-01-210-015.000-015		1A	N	\$ 174,400	\$ 92,975	\$ 81,425	\$ 1.5790	\$ 2.3198	\$ 1,240.04	\$ 2,031.02	\$ 217.61	\$ -	\$ 573.37	\$ 790.98	\$ 69.36	\$ 14.76	\$ 706.86
Creek, Donald E & Sandra M	53-09-12-201-016.000-015		1A	N	\$ 134,300	\$ 75,870	\$ 58,430	\$ 1.5790	\$ 2.3198	\$ 890.46	\$ 1,465.22	\$ 157.00	\$ -	\$ 417.76	\$ 574.76	\$ 69.36	\$ 22.20	\$ 483.20
State Of Indiana	53-01-61-740-001.000-015		1A	N	\$ -	\$ -	\$ -	\$ 1.5790	\$ 2.3198	\$ -	\$ -	\$ -	\$ -	\$ -	\$ -	\$ -	\$ -	\$ -
Manns, Sojourner Ann	53-09-01-209-058.000-015		1A	N	\$ 143,600	\$ 82,510	\$ 61,090	\$ 1.5790	\$ 2.3198	\$ 930.36	\$ 1,530.87	\$ 164.03	\$ -	\$ 436.48	\$ 600.51	\$ 69.36	\$ 22.20	\$ 508.95
Wyatte, Andrea E	53-04-36-302-021.000-011		1A	N	\$ 132,800	\$ 78,555	\$ 54,245	\$ 1.7781	\$ 2.4986	\$ 928.04	\$ 1,460.61	\$ 156.48	\$ -	\$ 376.08	\$ 532.57	\$ 69.36	\$ 22.20	\$ 441.01
Gronek, Jeffrey W & Linda A	53-04-36-303-035.000-011		1A	N	\$ 145,200	\$ 80,070	\$ 65,130	\$ 1.7781	\$ 2.4986	\$ 1,114.28	\$ 1,626.25	\$ 174.25	\$ -	\$ 337.72	\$ 511.97	\$ 69.36	\$ 22.20	\$ 420.41
Barber, Larry S & Kathy	53-04-36-303-048.000-011		1A	N	\$ 128,200	\$ 77,120	\$ 51,080	\$ 1.7781	\$ 2.4986	\$ 873.90	\$ 1,375.41	\$ 147.37	\$ -	\$ 354.13	\$ 501.51	\$ 69.36	\$ 22.20	\$ 409.95
McGrath, Doris E & Owens, J Jordan	53-04-36-301-006.000-011		1A	N	\$ 95,700	\$ 62,745	\$ 32,955	\$ 1.7781	\$ 2.4986	\$ 563.80	\$ 887.37	\$ 95.08	\$ -	\$ 228.48	\$ 323.57	\$ 69.36	\$ 22.20	\$ 232.01
Wampler, Jessie L	53-04-36-303-079.000-011		1A	N	\$ 135,500	\$ 79,675	\$ 55,825	\$ 1.7781	\$ 2.4986	\$ 955.08	\$ 1,503.16	\$ 161.05	\$ -	\$ 387.03	\$ 548.08	\$ 69.36	\$ 22.20	\$ 456.52
McKee, Violeta G	53-04-36-301-003.000-011		1A	N	\$ 124,100	\$ 72,685	\$ 51,415	\$ 1.7781	\$ 2.4986	\$ 879.64	\$ 1,384.43	\$ 148.34	\$ -	\$ 356.45	\$ 504.79	\$ 69.36	\$ 22.20	\$ 413.23
McKee, George B. & Fe Christine E.	53-04-36-303-004.000-011		1A	N	\$ 113,200	\$ 68,870	\$ 44,330	\$ 1.7781	\$ 2.4986	\$ 758.42	\$ 1,193.65	\$ 127.90	\$ -	\$ 307.33	\$ 435.23	\$ 69.36	\$ 22.20	\$ 343.67
Cross, Debra L	53-04-36-302-004.000-011		1A	N	\$ 104,800	\$ 68,930	\$ 35,870	\$ 1.7781	\$ 2.4986	\$ 613.68	\$ 965.84	\$ 103.47	\$ -	\$ 248.69	\$ 352.16	\$ 69.36	\$ 22.20	\$ 260.60
Linxwiler, Michael D & Linda L & Linxwiler, Zachary Dean	53-04-36-301-016.000-011		1A	N	\$ 96,200	\$ 62,920	\$ 33,280	\$ 1.7781	\$ 2.4986	\$ 569.36	\$ 896.12	\$ 96.02	\$ -	\$ 230.74	\$ 326.76	\$ 69.36	\$ 22.20	\$ 235.20
Eppert, Joshua L & Brocklan D	53-09-01-213-030.000-015		1A	N	\$ 190,500	\$ 98,925	\$ 91,575	\$ 1.5790	\$ 2.3198	\$ 1,394.62	\$ 2,232.37	\$ 239.18	\$ -	\$ 598.57	\$ 837.75	\$ 69.36	\$ 22.20	\$ 746.19
Rathbun, Travis & Heather	53-09-01-212-012.000-015		1A	N	\$ 104,400	\$ 68,790	\$ 35,610	\$ 1.5790	\$ 2.3198	\$ 542.32	\$ 892.34	\$ 95.60	\$ -	\$ 254.42	\$ 350.02	\$ 69.36	\$ 22.20	\$ 258.46
Conder, William I. Jr. & Brenda R.	53-09-03-103-009.000-015	2282	1A	N	\$ 147,900	\$ 81,110	\$ 66,790	\$ 1.5790	\$ 2.3198	\$ 1,020.14	\$ 1,678.58	\$ 179.85	\$ -	\$ 478.59	\$ 658.44	\$ 69.36	\$ 22.20	\$ 566.88
Hupp, Phillip E	53-09-01-212-011.000-015		1A	N	\$ 138,900	\$ 79,010	\$ 59,890	\$ 1.5790	\$ 2.3198	\$ 913.38	\$ 1,502.91	\$ 161.03	\$ -	\$ 428.50	\$ 589.53	\$ 69.36	\$ 14.76	\$ 505.41
Public Investment Corp	53-09-01-300-027.000-015		1A	N	\$ 1,175,400	\$ -	\$ 1,175,400	\$ 1.5790	\$ 2.3198	\$ 18,559.56	\$ 27,596.70	\$ 2,956.79	\$ -	\$ 6,080.35	\$ 9,037.14	\$ 69.36	\$ 22.20	\$ 8,945.58
Back, Henry R & Alice A	53-09-01-210-014.000-015		1A	N	\$ 154,800	\$ 86,430	\$ 68,370	\$ 1.5790	\$ 2.3198	\$ 1,041.22	\$ 1,713.27	\$ 183.56	\$ -	\$ 488.49	\$ 672.05	\$ 69.36	\$ 14.76	\$ 587.93
Lawyer, Dan & Beth	53-09-01-210-013.000-015		1A	N	\$ 162,600	\$ 128,120	\$ 34,480	\$ 1.5790	\$ 2.3198	\$ 525.12	\$ 864.05	\$ 92.58	\$ -	\$ 246.35	\$ 338.93	\$ 69.36	\$ 14.76	\$ 254.81
Yoder, Benjamin S & Stephanie D	53-09-12-201-018.000-015		1A	N	\$ 161,000	\$ 88,600	\$ 72,400	\$ 1.5790	\$ 2.3198	\$ 1,102.60	\$ 1,814.27	\$ 194.39	\$ -	\$ 517.28	\$ 711.67	\$ 69.36	\$ 14.76	\$ 627.55
Jaynes, Pamela K	53-09-12-201-027.000-015		1A	N	\$ 129,400	\$ 74,540	\$ 54,860	\$ 1.5790	\$ 2.3198	\$ 835.48	\$ 1,374.73	\$ 147.29	\$ -	\$ 391.97	\$ 539.25	\$ 69.36	\$ 14.76	\$ 455.13
Prewitt, Dwight & Esther E Joint Revocable Trust	53-09-12-200-029.000-015		1A	N	\$ 62,200	\$ -	\$ 62,200	\$ 1.5790	\$ 2.3198	\$ 982.14	\$ 1,460.37	\$ 156.47	\$ -	\$ 321.76	\$ 478.23	\$ 69.36	\$ 22.20	\$ 386.67
Lunsford, Lawrence	53-09-01-202-007.000-015		1A	N	\$ 124,200	\$ -	\$ 124,200	\$ 1.5790	\$ 2.3198	\$ 1,961.12	\$ 2,916.04	\$ 312.43	\$ -	\$ 642.48	\$ 954.92	\$ 69.36	\$ 14.76	\$ 870.80
Prewitt, Dwight & Esther E Joint Revocable Trust	53-09-12-200-022.000-015		1A	N	\$ 94,500	\$ -	\$ 94,500	\$ 1.5790	\$ 2.3198	\$ 1,492.16	\$ 2,218.72	\$ 237.72	\$ -	\$ 488.84	\$ 726.56	\$ 69.36	\$ 14.76	\$ 642.44

City of Bloomington

Area #1A: South-West Annexation Area - Tax Impacts Analysis



Note (1): This section shows the inc/(dec) in tax bills due to differences between township fire protection rates and the Monroe Fire Protection District fire rate

Owner Name	Parcel #	Waiver	Annexation Area	AG	2020 Pay 2021 Gross AV	2020 Pay 2021 Deductions /Exemptions	2020 Pay 2021 NAV	Pre-Annex 2020 Pay 2021 Prop Tax Rate	Post-Annex Prop Tax Rate	Pre-Annex Tax Bill	Post-Annex Tax Bill	Net Tax Bill Increase Due Solely to AV Growth (12% - Aggregate over 4 years)	Net Tax Bill Increase Due to Difference Between Fire Rates (1)	Net Tax Bill Increase Due to Annexation	Total Post-Annexation Net Tax Bill Increase	Benefit 1 Yearly Sewer Bill Savings (@ 4000 Gal/Month)	Benefit 2 Yearly Fire Protection (Water Surcharge) Savings	Post-Annex Tax Bill Inc/(Dec) Net of Benefits
Prewitt, Dwight & Esther E Joint Revocable Trust	53-09-12-200-004.000-015		1A	N	\$ 66,500	\$ -	\$ 66,500	\$ 1.5790	\$ 2.3198	\$ 1,050.04	\$ 1,561.32	\$ 167.28	\$ -	\$ 344.00	\$ 511.28	\$ 69.36	\$ 22.20	\$ 419.72
Lagneaux, Maurice	53-09-01-212-007.000-015		1A	N	\$ 138,300	\$ 80,340	\$ 57,960	\$ 1.5790	\$ 2.3198	\$ 882.68	\$ 1,452.41	\$ 155.61	\$ -	\$ 414.12	\$ 569.73	\$ 69.36	\$ 22.20	\$ 478.17
Farmer, Benjamin Charles & Brittany Nicole	53-09-12-201-026.000-015		1A	N	\$ 154,200	\$ 86,220	\$ 67,980	\$ 1.5790	\$ 2.3198	\$ 1,035.28	\$ 1,703.52	\$ 182.53	\$ -	\$ 485.71	\$ 668.24	\$ 69.36	\$ 14.76	\$ 584.12
Trinity Reformed Church of Bloomington, Indiana Inc.	53-09-12-200-008.000-015	2373	1A	N	\$ 86,900	\$ 86,900	\$ -	\$ 1.5790	\$ 2.3198	\$ -	\$ -	\$ -	\$ -	\$ -	\$ -	\$ -	\$ -	\$ -
Funkhouser, Donald Gene; Funkhouser, Roger G &	53-09-11-400-009.000-015		1A	N	\$ 147,500	\$ -	\$ 147,500	\$ 1.5790	\$ 2.3198	\$ 2,329.04	\$ 3,489.12	\$ 373.83	\$ -	\$ 786.25	\$ 1,160.08	\$ 69.36	\$ 37.08	\$ 1,053.64
State Of Indiana	53-09-11-400-011.000-015		1A	N	\$ -	\$ -	\$ -	\$ 1.5790	\$ 2.3198	\$ -	\$ -	\$ -	\$ -	\$ -	\$ -	\$ -	\$ -	\$ -
Trinity Reformed Church of Bloomington, Indiana Inc.	53-09-11-400-006.000-015	2373	1A	N	\$ 3,223,300	\$ 3,223,300	\$ -	\$ 1.5790	\$ 2.3198	\$ -	\$ -	\$ -	\$ -	\$ -	\$ -	\$ 69.36	\$ 37.08	\$ (106.44)
State Of Indiana	53-09-11-400-005.000-015		1A	N	\$ -	\$ -	\$ -	\$ 1.5790	\$ 2.3198	\$ -	\$ -	\$ -	\$ -	\$ -	\$ -	\$ -	\$ -	\$ -
Trinity Reformed Church of Bloomington, Indiana Inc.	53-09-11-400-006.002-015	2373	1A	Y	\$ 317,900	\$ 137,540	\$ 180,360	\$ 1.5790	\$ 2.3198	\$ 2,751.52	\$ 2,751.52	\$ 1,098.69	\$ -	\$ -	\$ 1,098.69	\$ -	\$ -	\$ 1,098.69
Curell, David & Annette	53-09-11-400-006.004-015	2373	1A	N	\$ 295,300	\$ 122,690	\$ 172,610	\$ 1.5790	\$ 2.3198	\$ 2,647.72	\$ 3,924.46	\$ 420.47	\$ -	\$ 856.27	\$ 1,276.74	\$ 69.36	\$ 22.20	\$ 1,185.18
Boles, Michael & Lisa	53-09-11-400-006.005-015	2373	1A	N	\$ 49,800	\$ -	\$ 49,800	\$ 1.5790	\$ 2.3198	\$ 786.34	\$ 1,293.89	\$ 138.63	\$ -	\$ 368.92	\$ 507.55	\$ -	\$ -	\$ 507.55
Coopridier, Karen M	53-09-02-200-075.000-015	1603	1A	N	\$ 199,100	\$ 101,935	\$ 97,165	\$ 1.5790	\$ 2.3198	\$ 1,479.76	\$ 2,334.72	\$ 250.15	\$ -	\$ 604.81	\$ 854.96	\$ 69.36	\$ 22.20	\$ 763.40
Tompkins, Douglas & Darla	53-09-02-200-023.000-015	1603	1A	N	\$ 195,000	\$ 100,500	\$ 94,500	\$ 1.5790	\$ 2.3198	\$ 1,439.16	\$ 2,285.92	\$ 244.92	\$ -	\$ 601.84	\$ 846.76	\$ 69.36	\$ 22.20	\$ 755.20
Nicholson, Justin R & Liesel E	53-09-02-200-056.000-015	1603	1A	N	\$ 177,500	\$ 94,375	\$ 83,125	\$ 1.5790	\$ 2.3198	\$ 1,265.92	\$ 2,077.66	\$ 222.61	\$ -	\$ 589.13	\$ 811.74	\$ 69.36	\$ 22.20	\$ 720.18
Lamb, Micah J & Erin Alexandra	53-09-02-200-138.000-015	1603	1A	N	\$ 163,200	\$ 89,370	\$ 73,830	\$ 1.5790	\$ 2.3198	\$ 1,124.38	\$ 1,850.11	\$ 198.23	\$ -	\$ 527.50	\$ 725.73	\$ 69.36	\$ 22.20	\$ 634.17
Newquist, Dayne W	53-09-02-200-140.000-015	1603	1A	N	\$ 200,100	\$ 101,655	\$ 98,445	\$ 1.5790	\$ 2.3198	\$ 1,499.24	\$ 2,327.13	\$ 249.33	\$ -	\$ 578.56	\$ 827.89	\$ 69.36	\$ 22.20	\$ 736.33
Kirby, Ricky W & Angela D	53-09-02-200-121.000-015	1603	1A	N	\$ 169,000	\$ 91,400	\$ 77,600	\$ 1.5790	\$ 2.3198	\$ 1,181.80	\$ 1,944.58	\$ 208.35	\$ -	\$ 554.43	\$ 762.78	\$ 69.36	\$ 22.20	\$ 671.22
McMillen, Jezreel	53-09-02-200-131.000-015	1603	1A	N	\$ 191,900	\$ 99,415	\$ 92,485	\$ 1.5790	\$ 2.3198	\$ 1,408.48	\$ 2,249.03	\$ 240.96	\$ -	\$ 599.58	\$ 840.55	\$ 69.36	\$ 22.20	\$ 748.99
Von Buchler, Wolfgang H & Judith L	53-09-02-200-014.000-015	1603	1A	N	\$ 174,400	\$ 93,290	\$ 81,110	\$ 1.5790	\$ 2.3198	\$ 1,235.24	\$ 2,032.53	\$ 217.77	\$ -	\$ 579.52	\$ 797.29	\$ 69.36	\$ 22.20	\$ 705.73
McCroskey, Brian & Diane M	53-09-02-200-031.000-015	1603	1A	N	\$ 157,300	\$ 87,305	\$ 69,995	\$ 1.5790	\$ 2.3198	\$ 1,065.96	\$ 1,753.99	\$ 187.92	\$ -	\$ 500.11	\$ 688.03	\$ 69.36	\$ 22.20	\$ 596.47
Hartsock, Anna G	53-09-02-200-060.000-015	1603	1A	N	\$ 164,300	\$ 89,755	\$ 74,545	\$ 1.5790	\$ 2.3198	\$ 1,135.28	\$ 1,868.01	\$ 200.14	\$ -	\$ 532.60	\$ 732.73	\$ 69.36	\$ 22.20	\$ 641.17
Warren, David C & Rachel K Fleishman	53-09-02-200-102.000-015	1603	1A	N	\$ 176,900	\$ 94,165	\$ 82,735	\$ 1.5790	\$ 2.3198	\$ 1,260.00	\$ 2,070.51	\$ 221.84	\$ -	\$ 588.67	\$ 810.51	\$ 69.36	\$ 22.20	\$ 718.95
Smith, Cynthia A & w//e Norma J Smith Chastain, Randy Chester & Angelina Dawn	53-09-02-200-061.000-015	1603	1A	N	\$ 149,300	\$ 98,505	\$ 50,795	\$ 1.5790	\$ 2.3198	\$ 312.28	\$ 318.53	\$ -	\$ -	\$ 6.25	\$ 6.25	\$ 69.36	\$ 22.20	\$ (85.31)
Goode, Jesse	53-09-02-200-105.000-015	1603	1A	N	\$ 193,600	\$ 100,010	\$ 93,590	\$ 1.5790	\$ 2.3198	\$ 1,425.32	\$ 2,269.27	\$ 243.14	\$ -	\$ 600.81	\$ 843.95	\$ 69.36	\$ 22.20	\$ 752.39
Ernest, Nathan Ryan	53-09-02-200-125.000-015	1603	1A	N	\$ 200,600	\$ 102,460	\$ 98,140	\$ 1.5790	\$ 2.3198	\$ 1,494.60	\$ 2,352.57	\$ 252.07	\$ -	\$ 605.91	\$ 857.97	\$ 69.36	\$ 22.20	\$ 766.41
Smith, Cynthia A	53-09-02-200-103.000-015	1603	1A	N	\$ 182,500	\$ 135,085	\$ 47,415	\$ 1.5790	\$ 2.3198	\$ 722.08	\$ 1,188.17	\$ 127.31	\$ -	\$ 338.78	\$ 466.09	\$ 69.36	\$ 22.20	\$ 374.53
Adams, Ryan J	53-09-02-200-032.000-015	1603	1A	N	\$ 194,600	\$ 100,360	\$ 94,240	\$ 1.5790	\$ 2.3198	\$ 1,435.20	\$ 2,281.17	\$ 244.41	\$ -	\$ 601.55	\$ 845.97	\$ 69.36	\$ 22.20	\$ 754.41
Hapipat, Ben	53-09-02-200-083.000-015	1603	1A	N	\$ 186,800	\$ 97,630	\$ 89,170	\$ 1.5790	\$ 2.3198	\$ 1,358.00	\$ 2,188.33	\$ 234.46	\$ -	\$ 595.87	\$ 830.33	\$ 69.36	\$ 22.20	\$ 738.77
Pendill-Weatherbee, Heather L	53-09-02-200-005.001-015	1603	1A	N	\$ 164,700	\$ 89,895	\$ 74,805	\$ 1.5790	\$ 2.3198	\$ 1,139.22	\$ 1,874.54	\$ 200.85	\$ -	\$ 534.47	\$ 735.32	\$ 69.36	\$ 22.20	\$ 643.76
Bentley, Todd J & Sally A	53-09-02-200-148.000-015	1603	1A	N	\$ 159,200	\$ 87,970	\$ 71,230	\$ 1.5790	\$ 2.3198	\$ 1,084.78	\$ 1,784.96	\$ 191.25	\$ -	\$ 508.93	\$ 700.18	\$ 69.36	\$ 22.20	\$ 608.62
Dorcon, Matthew; Tansley, Megan	53-09-02-200-082.000-015	1603	1A	N	\$ 179,700	\$ 95,145	\$ 84,555	\$ 1.5790	\$ 2.3198	\$ 1,287.72	\$ 2,103.85	\$ 225.42	\$ -	\$ 590.71	\$ 816.13	\$ 69.36	\$ 22.20	\$ 724.57
Newton, Laura A	53-09-02-200-026.000-015	1603	1A	N	\$ 152,500	\$ 82,625	\$ 69,875	\$ 1.5790	\$ 2.3198	\$ 1,064.16	\$ 1,751.00	\$ 187.61	\$ -	\$ 499.23	\$ 686.84	\$ 69.36	\$ 22.20	\$ 595.28
Stonechase Homeowners Association, Inc	53-09-02-400-003.097-015	2309	1A	N	\$ -	\$ -	\$ -	\$ 1.5790	\$ 2.3198	\$ -	\$ -	\$ -	\$ -	\$ -	\$ -	\$ -	\$ -	\$ -
Stonechase Homeowners Association, Inc	53-09-02-400-003.099-015	2309	1A	N	\$ -	\$ -	\$ -	\$ 1.5790	\$ 2.3198	\$ -	\$ -	\$ -	\$ -	\$ -	\$ -	\$ -	\$ -	\$ -
Burris, Carla J	53-09-01-210-004.000-015		1A	N	\$ 147,200	\$ 97,770	\$ 49,430	\$ 1.5790	\$ 2.3198	\$ 752.78	\$ 767.84	\$ -	\$ -	\$ 15.06	\$ 15.06	\$ 69.36	\$ 14.76	\$ (69.06)
Mobley, Frank M Jr & Julia M	53-09-02-101-002.000-015		1A	N	\$ 176,100	\$ 93,885	\$ 82,215	\$ 1.5790	\$ 2.3198	\$ 1,252.08	\$ 2,060.23	\$ 220.74	\$ -	\$ 587.41	\$ 808.15	\$ 69.36	\$ 22.20	\$ 716.59
Higgins, Richard L & Patricia L	53-09-02-101-015.000-015		1A	N	\$ 175,000	\$ 90,500	\$ 84,500	\$ 1.5790	\$ 2.3198	\$ 1,286.88	\$ 2,051.14	\$ 219.76	\$ -	\$ 544.49	\$ 764.26	\$ 69.36	\$ 22.20	\$ 672.70
Martin, Timothy Dale & San, Patricia E Wong Swie	53-09-12-201-019.000-015		1A	N	\$ 130,900	\$ 78,065	\$ 52,835	\$ 1.5790	\$ 2.3198	\$ 804.64	\$ 1,323.98	\$ 141.85	\$ -	\$ 377.49	\$ 519.34	\$ 69.36	\$ 22.20	\$ 427.78
Santo, Christy J	53-09-01-202-034.000-015		1A	N	\$ 127,100	\$ 76,735	\$ 50,365	\$ 1.5790	\$ 2.3198	\$ 767.02	\$ 1,262.10	\$ 135.23	\$ -	\$ 359.85	\$ 495.08	\$ 69.36	\$ 14.76	\$ 410.96
Spears, Elizabeth A & Dennis L	53-09-01-209-027.000-015		1A	N	\$ 134,100	\$ 79,080	\$ 55,020	\$ 1.5790	\$ 2.3198	\$ 837.92	\$ 1,378.74	\$ 147.71	\$ -	\$ 393.11	\$ 540.82	\$ 69.36	\$ 14.76	\$ 456.70
Payne, Vincent G. & Regina M.	53-09-01-212-025.000-015		1A	N	\$ 178,000	\$ 93,675	\$ 84,325	\$ 1.5790	\$ 2.3198	\$ 1,284.20	\$ 2,056.55	\$ 220.34	\$ -	\$ 552.00	\$ 772.35	\$ 69.36	\$ 14.76	\$ 688.23
Fitch, Jonathan M & Mayafior S	53-09-01-209-042.000-015		1A	N	\$ 163,100	\$ 85,110	\$ 77,990	\$ 1.5790	\$ 2.3198	\$ 1,189.68	\$ 1,957.58	\$ 209.74	\$ -	\$ 558.16	\$ 767.90	\$ 69.36	\$ 14.76	\$ 683.78
Shaw, Robert V & Nancy L	53-09-11-101-002.000-015		1A	N	\$ 159,900	\$ 84,970	\$ 74,930	\$ 1.5790	\$ 2.3198	\$ 1,141.52	\$ 1,878.33	\$ 201.26	\$ -	\$ 535.55	\$ 736.81	\$ 69.36	\$ 22.20	\$ 645.25
Shaw, Russell E	53-09-11-101-001.000-015		1A	N	\$ 124,100	\$ 73,900	\$ 50,200	\$ 1.5790	\$ 2.3198	\$ 765.68	\$ 1,259.90	\$ 134.99	\$ -	\$ 359.23	\$ 494.22	\$ 69.36	\$ 37.08	\$ 387.78

City of Bloomington

Area #1A: South-West Annexation Area - Tax Impacts Analysis

Note (1): This section shows the inc/(dec) in tax bills due to differences between township fire protection rates and the Monroe Fire Protection District fire rate

Owner Name	Parcel #	Waiver	Annexation Area	AG	2020 Pay 2021 Gross AV	2020 Pay 2021 Deductions /Exemptions	2020 Pay 2021 NAV	Pre-Annex 2020 Pay 2021 Prop Tax Rate	Post-Annex Prop Tax Rate	Pre-Annex Tax Bill	Post-Annex Tax Bill	Net Tax Bill Increase Due Solely to AV Growth (12% - Aggregate over 4 years)	Net Tax Bill Increase Due to Difference Between Fire Rates (1)	Net Tax Bill Increase Due to Annexation	Total Post-Annexation Net Tax Bill Increase	Benefit 1 Yearly Sewer Bill Savings (@ 4000 Gal/Month)	Benefit 2 Yearly Fire Protection (Water Surcharge) Savings	Post-Annex Tax Bill Inc/(Dec) Net of Benefits
State Of Indiana	53-09-14-100-014.000-015		1A	N	\$ -	\$ -	\$ -	\$ 1,5790	\$ 2,3198	\$ -	\$ -	\$ -	\$ -	\$ -	\$ -	\$ -	\$ -	\$ -
Westmoreland LLC	53-09-12-201-005.000-015		1A	N	\$ 125,100	\$ -	\$ 125,100	\$ 1,5790	\$ 2,3198	\$ 1,975.32	\$ 2,937.17	\$ 314.70	\$ -	\$ 647.15	\$ 961.85	\$ 69.36	\$ 22.20	\$ 870.29
Crandall, Ruth Ann	53-09-01-209-067.000-015		1A	N	\$ 117,600	\$ 73,410	\$ 44,190	\$ 1,5790	\$ 2,3198	\$ 672.98	\$ 1,107.36	\$ 118.65	\$ -	\$ 315.73	\$ 434.38	\$ 69.36	\$ 14.76	\$ 350.26
Cochrane, Clyde S III & Shari L Foust	53-09-02-300-022.000-015		1A	N	\$ 184,800	\$ 93,930	\$ 90,870	\$ 1,5790	\$ 2,3198	\$ 1,383.88	\$ 2,167.76	\$ 232.25	\$ -	\$ 551.63	\$ 783.88	\$ 69.36	\$ 37.08	\$ 677.44
White, Jill R	53-09-01-400-009.000-015		1A	N	\$ 102,800	\$ -	\$ 102,800	\$ 1,5790	\$ 2,3198	\$ 1,623.20	\$ 2,422.61	\$ 259.57	\$ -	\$ 539.84	\$ 799.41	\$ -	\$ -	\$ 799.41
Brown, Dale R	53-09-01-210-009.000-015		1A	N	\$ 173,100	\$ 89,835	\$ 83,265	\$ 1,5790	\$ 2,3198	\$ 1,268.06	\$ 2,028.53	\$ 217.35	\$ -	\$ 543.12	\$ 760.47	\$ 69.36	\$ 14.76	\$ 676.35
Jennings, Kevin R & April E	53-09-12-201-024.000-015		1A	N	\$ 143,700	\$ 82,545	\$ 61,155	\$ 1,5790	\$ 2,3198	\$ 931.36	\$ 1,532.50	\$ 164.20	\$ -	\$ 436.93	\$ 601.14	\$ 69.36	\$ 14.76	\$ 517.02
Byers, John E Revocable Trust	53-09-12-200-021.001-015	2087	1A	N	\$ 4,000	\$ -	\$ 4,000	\$ 1,5790	\$ 2,3198	\$ 63.16	\$ 103.93	\$ 11.13	\$ -	\$ 29.63	\$ 40.77	\$ -	\$ -	\$ 40.77
Byers, John E Revocable Trust	53-09-12-200-021.002-015	2087	1A	N	\$ 440,200	\$ 93,570	\$ 346,630	\$ 1,5790	\$ 2,3198	\$ 5,425.84	\$ 8,280.25	\$ 887.18	\$ -	\$ 1,967.24	\$ 2,854.41	\$ 69.36	\$ 22.20	\$ 2,762.85
Culver, Lyn R & Linda J	53-09-01-213-001.000-015		1A	N	\$ 162,900	\$ 89,265	\$ 73,635	\$ 1,5790	\$ 2,3198	\$ 1,121.40	\$ 1,845.21	\$ 197.70	\$ -	\$ 526.12	\$ 723.81	\$ 69.36	\$ 14.76	\$ 639.69
Cardwell, Wilma M Trust	53-09-01-211-001.000-015		1A	N	\$ 160,700	\$ 102,495	\$ 58,205	\$ 1,5790	\$ 2,3198	\$ 533.84	\$ 544.52	\$ -	\$ -	\$ 10.68	\$ 10.68	\$ 69.36	\$ 14.76	\$ (73.44)
Harden, Bobbi J & Fuller, Vicki	53-04-36-303-012.000-011		1A	N	\$ 121,700	\$ 87,325	\$ 34,375	\$ 1,7781	\$ 2,4986	\$ 588.10	\$ 925.59	\$ 99.17	\$ -	\$ 238.32	\$ 337.49	\$ 69.36	\$ 22.20	\$ 245.93
Roberts, Christopher M & Diane D	53-04-36-303-028.000-011		1A	N	\$ 170,400	\$ 88,890	\$ 81,510	\$ 1,7781	\$ 2,4986	\$ 1,394.52	\$ 1,908.48	\$ 204.48	\$ -	\$ 309.48	\$ 513.96	\$ 69.36	\$ 22.20	\$ 422.40
Ivy Tech State College	53-04-35-400-005.000-011		1A	N	\$ -	\$ -	\$ -	\$ 1,7781	\$ 2,4986	\$ -	\$ -	\$ -	\$ -	\$ -	\$ -	\$ 69.36	\$ 279.24	\$ (348.60)
Storage Express Holdings III	53-04-35-401-002.000-011	1514	1A	N	\$ 1,297,600	\$ -	\$ 1,297,600	\$ 1,7781	\$ 2,4986	\$ 23,072.64	\$ 35,424.41	\$ 3,795.47	\$ -	\$ 8,556.30	\$ 12,351.77	\$ 69.36	\$ 22.20	\$ 12,260.21
Tree Of Life Inc	53-04-35-401-005.000-011		1A	N	\$ 5,334,400	\$ -	\$ 5,334,400	\$ 1,7781	\$ 2,4986	\$ 94,850.96	\$ 149,281.55	\$ 15,994.45	\$ -	\$ 38,436.14	\$ 54,430.59	\$ 69.36	\$ 118.68	\$ 54,242.55
Bell, Jason D & Carrie A Brinson	53-04-36-100-041.000-011	1131	1A	N	\$ 145,900	\$ 79,790	\$ 66,110	\$ 1,7781	\$ 2,4986	\$ 1,132.04	\$ 1,659.25	\$ 177.77	\$ -	\$ 349.44	\$ 527.21	\$ 69.36	\$ 14.76	\$ 443.09
Bruce, Perry S & Sheila R	53-04-36-303-007.000-011		1A	N	\$ 135,000	\$ -	\$ 135,000	\$ 1,7781	\$ 2,4986	\$ 2,400.44	\$ 3,024.00	\$ 324.00	\$ -	\$ 299.56	\$ 623.56	\$ 69.36	\$ 22.20	\$ 532.00
State Of Indiana	53-04-36-303-044.000-011		1A	N	\$ -	\$ -	\$ -	\$ 1,7781	\$ 2,4986	\$ -	\$ -	\$ -	\$ -	\$ -	\$ -	\$ -	\$ -	\$ -
Tasus Corp	53-04-35-401-003.000-011		1A	N	\$ 3,445,200	\$ -	\$ 3,445,200	\$ 1,7781	\$ 2,4986	\$ 61,259.10	\$ 96,412.87	\$ 10,329.95	\$ -	\$ 24,823.82	\$ 35,153.77	\$ 69.36	\$ 279.24	\$ 34,805.17
State Of Indiana	53-09-12-300-018.000-015		1A	N	\$ -	\$ -	\$ -	\$ 1,5790	\$ 2,3198	\$ -	\$ -	\$ -	\$ -	\$ -	\$ -	\$ -	\$ -	\$ -
James, Nusawan	53-09-01-202-023.000-015		1A	N	\$ 163,600	\$ 88,635	\$ 74,965	\$ 1,5790	\$ 2,3198	\$ 1,141.66	\$ 1,878.54	\$ 201.28	\$ -	\$ 535.61	\$ 736.88	\$ 69.36	\$ 22.20	\$ 645.32
Xha, Kostandin & Violeta	53-09-01-209-044.000-015		1A	N	\$ 159,300	\$ 84,585	\$ 74,715	\$ 1,5790	\$ 2,3198	\$ 1,138.52	\$ 1,873.40	\$ 200.73	\$ -	\$ 534.15	\$ 734.88	\$ 69.36	\$ 22.20	\$ 643.32
Public Investment Corporation	53-09-12-100-011.000-015		1A	N	\$ 461,700	\$ -	\$ 461,700	\$ 1,5790	\$ 2,3198	\$ 7,290.24	\$ 11,995.73	\$ 1,285.26	\$ -	\$ 3,420.23	\$ 4,705.49	\$ -	\$ -	\$ 4,705.49
Perfection Bakeries Inc.	53-09-12-100-015.000-015		1A	N	\$ 399,200	\$ -	\$ 399,200	\$ 1,5790	\$ 2,3198	\$ 6,303.36	\$ 10,371.87	\$ 1,111.27	\$ -	\$ 2,957.24	\$ 4,068.51	\$ 69.36	\$ 22.20	\$ 3,976.95
Kiefer, Bryan J	53-09-01-213-017.000-015		1A	N	\$ 129,800	\$ 77,680	\$ 52,120	\$ 1,5790	\$ 2,3198	\$ 793.76	\$ 1,306.07	\$ 139.93	\$ -	\$ 372.39	\$ 512.31	\$ 69.36	\$ 22.20	\$ 420.75
Scott, Michele E	53-09-01-209-031.000-015		1A	N	\$ 138,800	\$ 80,830	\$ 57,970	\$ 1,5790	\$ 2,3198	\$ 882.84	\$ 1,452.65	\$ 155.63	\$ -	\$ 414.18	\$ 569.81	\$ 69.36	\$ 14.76	\$ 485.69
Church Of Jesus Christ Of Latter Day Saints, Corp Of The	53-09-01-200-018.000-015	1835	1A	N	\$ 1,978,100	\$ 1,978,100	\$ -	\$ 1,5790	\$ 2,3198	\$ -	\$ -	\$ -	\$ -	\$ -	\$ -	\$ 69.36	\$ 37.08	\$ (106.44)
State Of Indiana	53-09-01-200-007.000-015		1A	N	\$ -	\$ -	\$ -	\$ 1,5790	\$ 2,3198	\$ -	\$ -	\$ -	\$ -	\$ -	\$ -	\$ -	\$ -	\$ -
Board Of Co Commissioners	53-09-01-200-017.000-015		1A	N	\$ -	\$ -	\$ -	\$ 1,5790	\$ 2,3198	\$ -	\$ -	\$ -	\$ -	\$ -	\$ -	\$ -	\$ -	\$ -
Milhoan, Gary L & Barbara L	53-09-01-302-013.000-015		1A	N	\$ 129,600	\$ 77,610	\$ 51,990	\$ 1,5790	\$ 2,3198	\$ 791.76	\$ 1,302.82	\$ 139.59	\$ -	\$ 371.47	\$ 511.06	\$ 69.36	\$ 14.76	\$ 426.94
Cox, Jeanine A Revocable Trust	53-09-02-200-052.000-015	1603	1A	N	\$ 161,600	\$ 88,810	\$ 72,790	\$ 1,5790	\$ 2,3198	\$ 1,108.52	\$ 1,824.04	\$ 195.44	\$ -	\$ 520.08	\$ 715.52	\$ 69.36	\$ 22.20	\$ 623.96
DeLong, Mark	53-09-02-200-136.000-015	1603	1A	N	\$ 159,000	\$ 87,900	\$ 71,100	\$ 1,5790	\$ 2,3198	\$ 1,082.80	\$ 1,781.69	\$ 190.90	\$ -	\$ 508.00	\$ 698.89	\$ 69.36	\$ 22.20	\$ 607.33
Wilson, Michael T & Christine L	53-09-01-213-037.000-015		1A	N	\$ 122,100	\$ 71,985	\$ 50,115	\$ 1,5790	\$ 2,3198	\$ 763.22	\$ 1,255.84	\$ 134.56	\$ -	\$ 358.06	\$ 492.62	\$ 69.36	\$ 14.76	\$ 408.50
Shaw, Robert V & Nancy L; Shaw-Scott, Jessica; Scott, Jordan Thomas	53-09-01-212-016.000-015		1A	N	\$ 124,700	\$ 72,895	\$ 51,805	\$ 1,5790	\$ 2,3198	\$ 788.96	\$ 1,298.19	\$ 139.10	\$ -	\$ 370.13	\$ 509.23	\$ 69.36	\$ 22.20	\$ 417.67
Rothrock, Kim Mark & Tracy	53-09-12-201-002.000-015		1A	N	\$ 109,200	\$ -	\$ 109,200	\$ 1,5790	\$ 2,3198	\$ 1,724.28	\$ 2,563.86	\$ 274.70	\$ -	\$ 564.88	\$ 839.58	\$ -	\$ -	\$ 839.58
MYERS, SANDRA A	53-09-02-200-054.000-015	1603	1A	N	\$ 152,300	\$ 85,555	\$ 66,745	\$ 1,5790	\$ 2,3198	\$ 1,016.48	\$ 1,672.55	\$ 179.19	\$ -	\$ 476.87	\$ 656.07	\$ 69.36	\$ 22.20	\$ 564.51
Shupert, Jeffrey & Mindy	53-09-02-200-153.000-015	1603	1A	N	\$ 190,000	\$ 98,750	\$ 91,250	\$ 1,5790	\$ 2,3198	\$ 1,389.68	\$ 2,226.42	\$ 238.54	\$ -	\$ 598.19	\$ 836.74	\$ 69.36	\$ 22.20	\$ 745.18
Cooksey, Lee A	53-09-02-200-019.000-015	1603	1A	N	\$ 176,900	\$ 91,165	\$ 85,735	\$ 1,5790	\$ 2,3198	\$ 1,305.68	\$ 2,073.75	\$ 222.18	\$ -	\$ 545.88	\$ 768.07	\$ 69.36	\$ 22.20	\$ 676.51
Schaff, Larry J & Linda M	53-09-02-200-025.000-015	1603	1A	N	\$ 175,400	\$ 93,640	\$ 81,760	\$ 1,5790	\$ 2,3198	\$ 1,245.14	\$ 2,048.81	\$ 219.51	\$ -	\$ 584.16	\$ 803.67	\$ 69.36	\$ 22.20	\$ 712.11
Hartman, Kathryn L	53-09-02-200-092.000-015	1603	1A	N	\$ 147,600	\$ 83,910	\$ 63,690	\$ 1,5790	\$ 2,3198	\$ 969.96	\$ 1,596.02	\$ 171.01	\$ -	\$ 455.05	\$ 626.06	\$ 69.36	\$ 22.20	\$ 534.50
Grossman, Justin R	53-09-02-200-068.000-015	1603	1A	N	\$ 158,600	\$ 87,760	\$ 70,840	\$ 1,5790	\$ 2,3198	\$ 1,078.84	\$ 1,775.19	\$ 190.20	\$ -	\$ 506.14	\$ 696.35	\$ 69.36	\$ 22.20	\$ 604.79
West, Lisa D	53-09-02-200-029.000-015	1603	1A	N	\$ 135,100	\$ 79,535	\$ 55,565	\$ 1,5790	\$ 2,3198	\$ 846.20	\$ 1,392.40	\$ 149.19	\$ -	\$ 397.01	\$ 546.20	\$ 69.36	\$ 22.20	\$ 454.64
Adamchick, Joshua V & Rebecca A	53-09-02-200-094.000-015	1603	1A	N	\$ 160,000	\$ 88,250	\$ 71,750	\$ 1,5790	\$ 2,3198	\$ 1,092.70	\$ 1,797.99	\$ 192.64	\$ -	\$ 512.65	\$ 705.29	\$ 69.36	\$ 22.20	\$ 613.73
Case Carl Michael & Mary Jane	53-09-02-200-095.000-015	1603	1A	N	\$ 170,000	\$ 91,750	\$ 78,250	\$ 1,5790	\$ 2,3198	\$ 1,191.68	\$ 1,960.86	\$ 210.09	\$ -	\$ 559.09	\$ 769.18	\$ 69.36	\$ 22.20	\$ 677.62
Molique, Jean	53-09-02-200-116.000-015	1603	1A	N	\$ 155,400	\$ 86,640	\$ 68,760	\$ 1,5790	\$ 2,3198	\$ 1,047.16	\$ 1,723.05	\$ 184.61	\$ -	\$ 491.28	\$ 675.89	\$ 69.36	\$ 22.20	\$ 584.33
Mcdonald, Darrel L Jr. & Caitlin G.	53-09-02-200-096.000-015	1603	1A	N	\$ 205,500	\$ 104,175	\$ 101,325	\$ 1,5790	\$ 2,3198	\$ 1,543.10	\$ 2,410.89	\$ 258.31	\$ -	\$ 609.48	\$ 867.79	\$ 69.36	\$ 22.20	\$ 776.23
Anderson, Timothy M & Janice L	53-09-02-200-158.000-015	1603	1A	N	\$ 190,100	\$ 98,785	\$ 91,315	\$ 1,5790	\$ 2,3198	\$ 1,390.66	\$ 2,227.61	\$ 238.68	\$ -	\$ 598.28	\$ 836.95	\$ 69.36	\$ 22.20	\$ 745.39
Sturrock, Scot A & Deborah A	53-09-02-200-038.000-015	1603	1A	N	\$ 195,800	\$ 100,780	\$ 95,020	\$ 1,5790	\$ 2,3198	\$ 1,447.08	\$ 2,295.44	\$ 245.93	\$ -	\$ 602.42	\$ 848.36	\$ 69.36	\$ 22.20	\$ 756.80
Hernandez, Marco A	53-09-02-200-081.000-015	1603	1A	N	\$ 214,800	\$ 107,430	\$ 107,370	\$ 1,5790	\$ 2,3198	\$ 1,635.16	\$ 2,521.56	\$ 270.16	\$ -	\$ 616.24	\$ 886.40	\$ 69.36	\$ 22.20	\$ 794.84
Morgan, Perry T	53-09-02-200-022.000-015	1603	1A	N	\$ 160,400	\$ 88,390	\$ 72,010	\$ 1,5790	\$ 2,3198	\$ 1,096.66	\$ 1,804.49	\$ 193.33	\$ -	\$ 514.50	\$ 707.83	\$ 69.36	\$ 22.20	\$ 616.27
Strawn, Logan Z & Woo, Kun Ying Isabella	53-09-02-200-042.000-015	1603	1A	N	\$ 186,800	\$ 97,630	\$ 89,170	\$ 1,5790	\$ 2,3198	\$ 1,358.00	\$ 2,188.33	\$ 234.46	\$ -	\$ 595.87	\$ 830.33	\$ 69.36	\$ 22.20	\$ 738.77

City of Bloomington

Area #1A: South-West Annexation Area - Tax Impacts Analysis



Note (1): This section shows the inc/(dec) in tax bills due to differences between township fire protection rates and the Monroe Fire Protection District fire rate

Owner Name	Parcel #	Waiver	Annexation Area	AG	2020 Pay 2021 Gross AV	2020 Pay 2021 Deductions /Exemptions	2020 Pay 2021 NAV	Pre-Annex 2020 Pay 2021 Prop Tax Rate	Post-Annex Prop Tax Rate	Pre-Annex Tax Bill	Post-Annex Tax Bill	Net Tax Bill Increase Due Solely to AV Growth (12% - Aggregate over 4 years)	Net Tax Bill Increase Due to Difference Between Fire Rates (1)	Net Tax Bill Increase Due to Annexation	Total Post-Annexation Net Tax Bill Increase	Benefit 1 Yearly Sewer Bill Savings (@ 4000 Gal/Month)	Benefit 2 Yearly Fire Protection (Water Surcharge) Savings	Post-Annex Tax Bill Inc/(Dec) Net of Benefits
Phelps, Sarah R & Tanner J	53-09-02-200-144.000-015	1603	1A	N	\$ 201,600	\$ 102,810	\$ 98,790	\$ 1.5790	\$ 2.3198	\$ 1,504.50	\$ 2,364.48	\$ 253.34	\$ -	\$ 606.63	\$ 859.98	\$ 69.36	\$ 22.20	\$ 768.42
Hmung, Van L	53-09-02-200-064.000-015	1603	1A	N	\$ 185,300	\$ 96,790	\$ 88,510	\$ 1.5790	\$ 2.3198	\$ 1,347.94	\$ 2,160.74	\$ 231.50	\$ -	\$ 581.30	\$ 812.80	\$ 69.36	\$ 22.20	\$ 721.24
Lane, William D; Wilkinson-Lane, Morgan F	53-09-12-201-021.000-015		1A	N	\$ 163,800	\$ 89,580	\$ 74,220	\$ 1.5790	\$ 2.3198	\$ 1,130.32	\$ 1,859.87	\$ 199.26	\$ -	\$ 530.28	\$ 729.55	\$ 69.36	\$ 14.76	\$ 645.43
Public Investment Corp.	53-09-12-400-033.000-015		1A	N	\$ 31,500	\$ -	\$ 31,500	\$ 1.5790	\$ 2.3198	\$ 497.38	\$ 818.42	\$ 87.69	\$ -	\$ 233.35	\$ 321.04	\$ -	\$ -	\$ 321.04
Clark, Lois Jean & Bruce D	53-09-01-212-030.000-015		1A	N	\$ 168,400	\$ 91,015	\$ 77,385	\$ 1.5790	\$ 2.3198	\$ 1,178.52	\$ 1,939.19	\$ 207.77	\$ -	\$ 552.90	\$ 760.67	\$ 69.36	\$ 14.76	\$ 676.55
Robertson, Ernie Jay	53-09-12-201-001.000-015		1A	N	\$ 156,500	\$ 86,535	\$ 69,965	\$ 1.5790	\$ 2.3198	\$ 1,065.52	\$ 1,753.26	\$ 187.85	\$ -	\$ 499.89	\$ 687.74	\$ 69.36	\$ 14.76	\$ 603.62
Farris, Norma J	53-09-01-209-004.000-015		1A	N	\$ 163,800	\$ 128,540	\$ 35,260	\$ 1.5790	\$ 2.3198	\$ 172.12	\$ 883.58	\$ 94.67	\$ -	\$ 616.79	\$ 711.46	\$ 69.36	\$ 14.76	\$ 627.34
The Revocable Trust Agreement of Mobley, Joan	53-09-01-300-015.000-015		1A	N	\$ 17,900	\$ -	\$ 17,900	\$ 1.5790	\$ 2.3198	\$ 282.64	\$ 465.07	\$ 49.83	\$ -	\$ 132.60	\$ 182.43	\$ -	\$ -	\$ 182.43
Ample Square LLC	53-09-01-300-008.000-015		1A	N	\$ 1,252,200	\$ -	\$ 1,252,200	\$ 1.5790	\$ 2.3198	\$ 19,772.24	\$ 29,399.85	\$ 3,149.98	\$ -	\$ 6,477.63	\$ 9,627.61	\$ -	\$ -	\$ 9,627.61
Bryan Rental Inc	53-09-12-400-075.000-015	1389	1A	N	\$ 42,700	\$ -	\$ 42,700	\$ 1.5790	\$ 2.3198	\$ 674.24	\$ 1,109.42	\$ 118.87	\$ -	\$ 316.31	\$ 435.18	\$ 69.36	\$ 22.20	\$ 343.62
Puett, Jesse L & Judith A	53-09-01-213-003.000-015		1A	N	\$ 127,900	\$ 91,015	\$ 36,885	\$ 1.5790	\$ 2.3198	\$ 227.38	\$ 231.93	\$ -	\$ -	\$ 4.55	\$ 4.55	\$ 69.36	\$ 22.20	\$ (87.01)
Stultz, Paul E & Claudette Trust	53-09-01-211-027.000-015	1770	1A	N	\$ 148,600	\$ 81,155	\$ 67,445	\$ 1.5790	\$ 2.3198	\$ 1,027.32	\$ 1,690.37	\$ 181.10	\$ -	\$ 481.95	\$ 663.05	\$ 69.36	\$ 14.76	\$ 578.93
Easton, Tamara M.	53-09-01-300-004.000-015		1A	N	\$ 190,800	\$ 3,000	\$ 187,800	\$ 1.5790	\$ 2.3198	\$ 2,965.36	\$ 4,687.37	\$ 502.22	\$ -	\$ 1,219.79	\$ 1,722.01	\$ -	\$ -	\$ 1,722.01
Elliott, Luther V & Bessie L	53-09-01-211-020.000-015		1A	N	\$ 179,400	\$ 93,290	\$ 86,110	\$ 1.5790	\$ 2.3198	\$ 1,312.52	\$ 2,095.96	\$ 224.56	\$ -	\$ 558.87	\$ 783.44	\$ 69.36	\$ 14.76	\$ 699.32
Short, Chuck	53-09-12-300-030.000-015		1A	N	\$ 38,000	\$ -	\$ 38,000	\$ 1.5790	\$ 2.3198	\$ 600.02	\$ 987.30	\$ 105.78	\$ -	\$ 281.50	\$ 387.28	\$ -	\$ -	\$ 387.28
Sparks, Randall A & Price, Amy E	53-09-03-103-008.000-015	2291	1A	N	\$ 160,100	\$ 85,285	\$ 74,815	\$ 1.5790	\$ 2.3198	\$ 1,139.38	\$ 1,873.82	\$ 200.77	\$ -	\$ 533.67	\$ 734.44	\$ 69.36	\$ 22.20	\$ 642.88
Spurgetis, Nikolaos Andrew & Sonja Marie	53-04-36-303-018.000-011		1A	N	\$ 127,100	\$ 76,735	\$ 50,365	\$ 1.7781	\$ 2.4986	\$ 861.68	\$ 1,356.15	\$ 145.31	\$ -	\$ 349.16	\$ 494.47	\$ 69.36	\$ 22.20	\$ 402.91
Board Of Commissioners Of	53-04-35-400-002.000-011		1A	N	\$ -	\$ -	\$ -	\$ 1.7781	\$ 2.4986	\$ -	\$ -	\$ -	\$ -	\$ -	\$ -	\$ -	\$ -	\$ -
Board Of Commissioners Of	53-04-35-401-004.000-011		1A	N	\$ -	\$ -	\$ -	\$ 1.7781	\$ 2.4986	\$ -	\$ -	\$ -	\$ -	\$ -	\$ -	\$ -	\$ -	\$ -
Legacy Bloomington LLC	53-04-35-401-006.000-011		1A	N	\$ 9,053,300	\$ -	\$ 9,053,300	\$ 1.7781	\$ 2.4986	\$ 160,976.72	\$ 253,353.82	\$ 27,145.05	\$ -	\$ 65,232.05	\$ 92,377.10	\$ 69.36	\$ 279.24	\$ 92,028.50
Teige, Scott W. & Kathryn P.	53-04-36-202-004.000-011		1A	N	\$ 143,800	\$ 78,425	\$ 65,375	\$ 1.7781	\$ 2.4986	\$ 1,120.70	\$ 1,665.95	\$ 178.49	\$ -	\$ 366.75	\$ 545.25	\$ 69.36	\$ 22.20	\$ 453.69
Foster, Chris	53-04-36-202-002.000-011		1A	N	\$ 39,300	\$ -	\$ 39,300	\$ 1.7781	\$ 2.4986	\$ 698.80	\$ 1,099.80	\$ 117.84	\$ -	\$ 283.16	\$ 401.00	\$ -	\$ -	\$ 401.00
Foster, Chris	53-04-36-202-001.000-011		1A	N	\$ 25,800	\$ -	\$ 25,800	\$ 1.7781	\$ 2.4986	\$ 458.76	\$ 772.01	\$ 77.36	\$ -	\$ 185.89	\$ 263.25	\$ -	\$ -	\$ 263.25
Holmes, Joyce E Trust	53-04-35-400-015.000-011		1A	N	\$ 194,400	\$ -	\$ 194,400	\$ 1.7781	\$ 2.4986	\$ 3,456.64	\$ 4,660.60	\$ 499.35	\$ -	\$ 704.61	\$ 1,203.96	\$ 69.36	\$ 22.20	\$ 1,112.40
Board Of Commissioners Of Monroe Co	53-04-35-400-012.000-011		1A	N	\$ -	\$ -	\$ -	\$ 1.7781	\$ 2.4986	\$ -	\$ -	\$ -	\$ -	\$ -	\$ -	\$ -	\$ -	\$ -
Ferris, Harry E & Mary W	53-04-36-303-036.000-011		1A	N	\$ 107,200	\$ 66,665	\$ 40,535	\$ 1.7781	\$ 2.4986	\$ 693.68	\$ 1,091.77	\$ 116.97	\$ -	\$ 281.11	\$ 398.09	\$ 69.36	\$ 22.20	\$ 306.53
Crum, Jo Ellen, Barbara June Carille, Daniel Forest Brock W/L/E Brock, Margret L	53-04-36-302-023.000-011		1A	N	\$ 98,200	\$ 63,620	\$ 34,580	\$ 1.7781	\$ 2.4986	\$ 591.62	\$ 931.13	\$ 99.77	\$ -	\$ 239.74	\$ 339.51	\$ 69.36	\$ 22.20	\$ 247.95
Barger, Betty L	53-09-01-213-019.000-015		1A	N	\$ 160,300	\$ 99,355	\$ 60,945	\$ 1.5790	\$ 2.3198	\$ 697.16	\$ 1,110.10	\$ -	\$ -	\$ 13.94	\$ 13.94	\$ 69.36	\$ 22.20	\$ (77.62)
Heard, Barry W I & Gretchen	53-09-01-213-016.000-015		1A	N	\$ 184,400	\$ 95,915	\$ 88,485	\$ 1.5790	\$ 2.3198	\$ 1,347.56	\$ 2,132.71	\$ 228.50	\$ -	\$ 556.65	\$ 785.15	\$ 69.36	\$ 14.76	\$ 701.03
Deckard, Joseph P Revocable Trust & Deckard, Betty L Revocable Trust & Deckard,	53-09-01-212-009.000-015		1A	N	\$ 152,300	\$ 97,685	\$ 54,615	\$ 1.5790	\$ 2.3198	\$ 831.76	\$ 1,368.61	\$ 146.64	\$ -	\$ 390.21	\$ 536.85	\$ 69.36	\$ 14.76	\$ 452.73
Jackson, Sonja A. B. (1%) & LaVonne, Laural L (99%)	53-09-01-209-037.000-015		1A	N	\$ 140,100	\$ 77,865	\$ 62,235	\$ 1.5790	\$ 2.3198	\$ 948.48	\$ 1,560.66	\$ 167.21	\$ -	\$ 444.97	\$ 612.18	\$ 69.36	\$ 22.20	\$ 520.62
Colbert, Michael K & Jan A	53-09-02-100-018.000-015		1A	N	\$ 104,700	\$ 68,895	\$ 35,805	\$ 1.5790	\$ 2.3198	\$ 545.28	\$ 897.24	\$ 96.14	\$ -	\$ 255.82	\$ 351.96	\$ 69.36	\$ 22.20	\$ 260.40
Moore, John W	53-09-01-211-043.000-015		1A	N	\$ 114,400	\$ 69,290	\$ 45,110	\$ 1.5790	\$ 2.3198	\$ 687.00	\$ 1,130.41	\$ 121.11	\$ -	\$ 322.30	\$ 443.41	\$ 69.36	\$ 22.20	\$ 351.85
Conn, Susan M	53-09-02-100-006.000-015		1A	N	\$ 130,700	\$ 77,995	\$ 52,705	\$ 1.5790	\$ 2.3198	\$ 802.66	\$ 1,320.75	\$ 141.52	\$ -	\$ 376.57	\$ 518.09	\$ 69.36	\$ 22.20	\$ 426.53
Crouch, Lula Mae	53-09-01-213-027.000-015		1A	N	\$ 136,100	\$ 79,885	\$ 56,215	\$ 1.5790	\$ 2.3198	\$ 856.12	\$ 1,408.70	\$ 150.94	\$ -	\$ 401.64	\$ 552.58	\$ 69.36	\$ 14.76	\$ 468.46
Wenning, Jason E & Lindsay E Joy-Wenning	53-09-12-201-044.000-015		1A	N	\$ 175,400	\$ 132,565	\$ 42,835	\$ 1.5790	\$ 2.3198	\$ 652.34	\$ 1,073.40	\$ 115.00	\$ -	\$ 306.05	\$ 421.06	\$ 69.36	\$ 14.76	\$ 336.94
Wenning, Jason E & Lindsay E Joy-Wenning	53-09-12-200-010.000-015		1A	N	\$ 1,900	\$ -	\$ 1,900	\$ 1.5790	\$ 2.3198	\$ 30.00	\$ 49.37	\$ 5.29	\$ -	\$ 14.08	\$ 19.37	\$ -	\$ -	\$ 19.37
Hodges, Jamie B	53-09-02-200-147.000-015	1603	1A	N	\$ 192,600	\$ 96,660	\$ 95,940	\$ 1.5790	\$ 2.3198	\$ 1,461.08	\$ 2,260.60	\$ 242.21	\$ -	\$ 557.31	\$ 799.52	\$ 69.36	\$ 22.20	\$ 707.96
Escue, Charles E & Ochmaa D	53-09-02-200-080.000-015	1603	1A	N	\$ 205,700	\$ 104,245	\$ 101,455	\$ 1.5790	\$ 2.3198	\$ 1,545.08	\$ 2,413.27	\$ 258.57	\$ -	\$ 609.62	\$ 868.19	\$ 69.36	\$ 22.20	\$ 776.63
Robinson, Ian O	53-09-02-200-161.000-015	1603	1A	N	\$ 209,000	\$ 105,400	\$ 103,600	\$ 1.5790	\$ 2.3198	\$ 1,577.76	\$ 2,452.54	\$ 262.77	\$ -	\$ 612.01	\$ 874.78	\$ 69.36	\$ 22.20	\$ 783.22
Liebig, Michael T	53-09-02-200-024.000-015	1603	1A	N	\$ 177,700	\$ 94,445	\$ 83,255	\$ 1.5790	\$ 2.3198	\$ 1,267.92	\$ 2,080.04	\$ 222.87	\$ -	\$ 589.25	\$ 812.12	\$ 69.36	\$ 22.20	\$ 720.56
Douglas, Tiesha D & Taurean M	53-09-02-200-021.000-015	1603	1A	N	\$ 217,300	\$ 108,305	\$ 108,995	\$ 1.5790	\$ 2.3198	\$ 1,659.92	\$ 2,551.31	\$ 273.35	\$ -	\$ 618.04	\$ 891.39	\$ 69.36	\$ 22.20	\$ 799.83
Butler, Kevin	53-09-02-200-154.000-015	1603	1A	N	\$ 200,300	\$ 102,355	\$ 97,945	\$ 1.5790	\$ 2.3198	\$ 1,491.64	\$ 2,348.99	\$ 251.67	\$ -	\$ 605.68	\$ 857.35	\$ 69.36	\$ 22.20	\$ 765.79
Dicks, Norman F & Sater, Suzan E	53-09-02-200-113.000-015	1603	1A	N	\$ 173,400	\$ 106,940	\$ 66,460	\$ 1.5790	\$ 2.3198	\$ 417.18	\$ 425.52	\$ -	\$ -	\$ 8.34	\$ 8.34	\$ 69.36	\$ 22.20	\$ (83.22)
Clemons, Ruth E	53-09-12-201-022.000-015		1A	N	\$ 165,100	\$ 86,920	\$ 78,180	\$ 1.5790	\$ 2.3198	\$ 1,193.92	\$ 1,964.56	\$ 210.50	\$ -	\$ 560.15	\$ 770.64	\$ 69.36	\$ 22.20	\$ 679.08

City of Bloomington

Area #1A: South-West Annexation Area - Tax Impacts Analysis



Note (1): This section shows the inc/(dec) in tax bills due to differences between township fire protection rates and the Monroe Fire Protection District fire rate

Owner Name	Parcel #	Waiver	Annexation Area	AG	2020 Pay 2021 Gross AV	2020 Pay 2021 Deductions /Exemptions	2020 Pay 2021 NAV	Pre-Annex 2020 Pay 2021 Prop Tax Rate	Post-Annex Prop Tax Rate	Pre-Annex Tax Bill	Post-Annex Tax Bill	Net Tax Bill Increase Due Solely to AV Growth (12% - Aggregate over 4 years)	Net Tax Bill Increase Due to Difference Between Fire Rates (1)	Net Tax Bill Increase Due to Annexation	Total Post-Annexation Net Tax Bill Increase	Benefit 1 Yearly Sewer Bill Savings (@ 4000 Gal/Month)	Benefit 2 Yearly Fire Protection (Water Surcharge) Savings	Post-Annex Tax Bill Inc/(Dec) Net of Benefits
Fox, Emily C & Justin G	53-09-01-213-014.000-015		1A	N	\$ 129,800	\$ 77,680	\$ 52,120	\$ 1.5790	\$ 2.3198	\$ 793.76	\$ 1,306.07	\$ 139.93	\$ -	\$ 372.39	\$ 512.31	\$ 69.36	\$ 14.76	\$ 428.19
Helms, Brooke	53-09-02-200-134.000-015	1603	1A	N	\$ 160,100	\$ 88,285	\$ 71,815	\$ 1.5790	\$ 2.3198	\$ 1,093.68	\$ 1,799.61	\$ 192.82	\$ -	\$ 513.11	\$ 705.93	\$ 69.36	\$ 22.20	\$ 614.37
Kapperman, Barrett G & Sherry L	53-09-02-200-070.000-015	1603	1A	N	\$ 165,700	\$ 90,245	\$ 75,455	\$ 1.5790	\$ 2.3198	\$ 1,149.12	\$ 1,890.84	\$ 202.60	\$ -	\$ 539.12	\$ 741.72	\$ 69.36	\$ 22.20	\$ 650.16
Dell, Paul A & Carol Ann	53-09-02-200-109.000-015	1603	1A	N	\$ 156,000	\$ 82,160	\$ 73,840	\$ 1.5790	\$ 2.3198	\$ 1,130.36	\$ 1,859.96	\$ 199.29	\$ -	\$ 530.32	\$ 729.60	\$ 69.36	\$ 22.20	\$ 638.04
Burkett, Carla Kay	53-09-02-200-084.000-015	1603	1A	N	\$ 155,500	\$ 100,675	\$ 54,825	\$ 1.5790	\$ 2.3198	\$ 621.22	\$ 633.64	\$ -	\$ -	\$ 12.42	\$ 12.42	\$ 69.36	\$ 22.20	\$ (79.14)
Self, Benjamin L & Raver, Tonya	53-09-02-200-088.000-015	1603	1A	N	\$ 154,100	\$ 86,185	\$ 67,915	\$ 1.5790	\$ 2.3198	\$ 1,034.30	\$ 1,701.89	\$ 182.35	\$ -	\$ 485.24	\$ 667.59	\$ 69.36	\$ 22.20	\$ 576.03
Genda, Candace	53-09-02-200-090.000-015	1603	1A	N	\$ 171,400	\$ 92,240	\$ 79,160	\$ 1.5790	\$ 2.3198	\$ 1,205.56	\$ 1,983.66	\$ 212.53	\$ -	\$ 565.57	\$ 778.10	\$ 69.36	\$ 22.20	\$ 686.54
Simmons, Christopher R	53-09-02-200-015.000-015	1603	1A	N	\$ 170,700	\$ 91,995	\$ 78,705	\$ 1.5790	\$ 2.3198	\$ 1,198.62	\$ 1,972.28	\$ 211.32	\$ -	\$ 562.34	\$ 773.66	\$ 69.36	\$ 22.20	\$ 682.10
Coons, Laura Elaine	53-09-02-200-072.000-015	1603	1A	N	\$ 168,000	\$ 88,050	\$ 79,950	\$ 1.5790	\$ 2.3198	\$ 1,217.58	\$ 1,967.83	\$ 210.84	\$ -	\$ 539.41	\$ 750.25	\$ 69.36	\$ 22.20	\$ 658.69
Hickman, David L	53-09-02-200-114.000-015	1603	1A	N	\$ 187,500	\$ 97,875	\$ 89,625	\$ 1.5790	\$ 2.3198	\$ 1,364.92	\$ 2,196.67	\$ 235.36	\$ -	\$ 596.39	\$ 831.75	\$ 69.36	\$ 22.20	\$ 740.19
Bennett, Erik D	53-09-02-200-155.000-015	1603	1A	N	\$ 215,400	\$ 107,640	\$ 107,760	\$ 1.5790	\$ 2.3198	\$ 1,641.12	\$ 2,528.70	\$ 270.93	\$ -	\$ 616.65	\$ 887.58	\$ 69.36	\$ 22.20	\$ 796.02
Dickens, Donald E	53-09-02-200-156.000-015	1603	1A	N	\$ 167,100	\$ 129,695	\$ 37,405	\$ 1.5790	\$ 2.3198	\$ 569.64	\$ 937.35	\$ 100.44	\$ -	\$ 267.27	\$ 367.71	\$ 69.36	\$ 22.20	\$ 276.15
Eggleston, Andy T & Jessica Kay	53-09-02-200-078.000-015	1603	1A	N	\$ 187,600	\$ 97,735	\$ 89,865	\$ 1.5790	\$ 2.3198	\$ 1,368.58	\$ 2,192.45	\$ 234.91	\$ -	\$ 588.96	\$ 823.87	\$ 69.36	\$ 22.20	\$ 732.31
Kelly, Robert E & Sue E	53-09-02-200-117.000-015	1603	1A	N	\$ 177,000	\$ 107,920	\$ 69,080	\$ 1.5790	\$ 2.3198	\$ 896.32	\$ 914.25	\$ -	\$ -	\$ 17.93	\$ 17.93	\$ 69.36	\$ 22.20	\$ (73.63)
Branaman, Desiree C; Williams, Zachary D	53-09-02-200-115.000-015	1603	1A	N	\$ 161,100	\$ 88,635	\$ 72,465	\$ 1.5790	\$ 2.3198	\$ 1,103.60	\$ 1,815.91	\$ 194.57	\$ -	\$ 517.74	\$ 712.31	\$ 69.36	\$ 22.20	\$ 620.75
Achors, Jeffrey S & Kimberly	53-09-12-201-034.000-015	1737	1A	N	\$ 189,500	\$ 98,575	\$ 90,925	\$ 1.5790	\$ 2.3198	\$ 1,384.72	\$ 2,220.47	\$ 237.91	\$ -	\$ 597.84	\$ 835.75	\$ 69.36	\$ 22.20	\$ 744.19
Achors, Jeffrey S & Kimberly	53-09-12-200-031.000-015		1A	N	\$ 21,700	\$ -	\$ 21,700	\$ 1.5790	\$ 2.3198	\$ 342.64	\$ 563.80	\$ 60.41	\$ -	\$ 160.75	\$ 221.16	\$ -	\$ -	\$ 221.16
Houghtelin, Bruce A Sr, Virginia M & Denise V	53-09-12-201-032.000-015		1A	N	\$ 133,900	\$ 90,115	\$ 43,785	\$ 1.5790	\$ 2.3198	\$ 666.82	\$ 680.16	\$ -	\$ -	\$ 13.34	\$ 13.34	\$ 69.36	\$ 22.20	\$ (78.22)
Brashaber, Charlotte Curry Daniel Revocable Living Trust	53-09-01-300-029.000-015		1A	N	\$ 1,900	\$ -	\$ 1,900	\$ 1.5790	\$ 2.3198	\$ 30.00	\$ 49.37	\$ 5.29	\$ -	\$ 14.08	\$ 19.37	\$ -	\$ -	\$ 19.37
Pritchett Living Trust	53-09-02-100-007.000-015		1A	N	\$ 166,200	\$ 126,030	\$ 40,170	\$ 1.5790	\$ 2.3198	\$ 611.76	\$ 1,006.62	\$ 107.84	\$ -	\$ 287.01	\$ 394.86	\$ 69.36	\$ 22.20	\$ 303.30
Stevens, William E Jr & Andrea K	53-09-01-300-028.000-015		1A	N	\$ 124,700	\$ 75,720	\$ 48,980	\$ 1.5790	\$ 2.3198	\$ -	\$ 1,227.41	\$ 131.52	\$ -	\$ 1,095.89	\$ 1,227.41	\$ 69.36	\$ 14.76	\$ 1,143.29
Linn, David C Revocable Living Trust For the Benefit of Linn, David C and then F	53-09-01-212-021.000-015		1A	N	\$ 118,200	\$ -	\$ 118,200	\$ 1.5790	\$ 2.3198	\$ 1,866.38	\$ 2,777.42	\$ 297.58	\$ -	\$ 613.46	\$ 911.04	\$ 69.36	\$ 14.76	\$ 826.92
Stiglitz, Barbara M Irrevocable Trust	53-09-01-210-002.000-015		1A	N	\$ 125,100	\$ 86,860	\$ 38,240	\$ 1.5790	\$ 2.3198	\$ 388.26	\$ 396.03	\$ -	\$ -	\$ 7.77	\$ 7.77	\$ 69.36	\$ 22.20	\$ (83.79)
Landvay, Christopher; Fox, Fallon	53-09-02-100-007.000-015		1A	N	\$ 800	\$ -	\$ 800	\$ 1.5790	\$ 2.3198	\$ 12.63	\$ 20.79	\$ 2.23	\$ -	\$ 5.93	\$ 8.16	\$ 69.36	\$ 22.20	\$ (83.40)
Landvay, Christopher; Fox, Fallon	53-09-02-101-014.000-015		1A	N	\$ 218,800	\$ 108,830	\$ 109,970	\$ 1.5790	\$ 2.3198	\$ 1,674.76	\$ 2,569.16	\$ 275.26	\$ -	\$ 619.14	\$ 894.40	\$ -	\$ -	\$ 894.40
Rollins, Chom Yae	53-09-12-300-064.000-015		1A	N	\$ 92,000	\$ 36,940	\$ 55,060	\$ 1.5790	\$ 2.3198	\$ 742.12	\$ 1,423.11	\$ 152.47	\$ -	\$ 528.52	\$ 680.99	\$ 69.36	\$ 14.76	\$ 596.87
Sharr, Karen G	53-09-02-100-020.000-015		1A	N	\$ 1,000	\$ -	\$ 1,000	\$ 1.5790	\$ 2.3198	\$ 15.79	\$ 25.98	\$ 2.78	\$ -	\$ 7.41	\$ 10.19	\$ -	\$ -	\$ 10.19
Arnold, Jill R	53-09-01-211-013.000-015		1A	N	\$ 132,700	\$ 78,695	\$ 54,005	\$ 1.5790	\$ 2.3198	\$ 822.46	\$ 1,353.32	\$ 145.01	\$ -	\$ 385.86	\$ 530.86	\$ 69.36	\$ 22.20	\$ 439.30
Igo, Diana D	53-09-01-209-001.000-015		1A	N	\$ 138,800	\$ 80,830	\$ 57,970	\$ 1.5790	\$ 2.3198	\$ 882.84	\$ 1,452.65	\$ 155.63	\$ -	\$ 414.18	\$ 569.81	\$ 69.36	\$ 22.20	\$ 478.25
Freeman, George A. & Jane O.p.	53-09-01-213-007.000-015		1A	N	\$ 120,600	\$ 71,460	\$ 49,140	\$ 1.5790	\$ 2.3198	\$ 748.36	\$ 1,231.41	\$ 131.94	\$ -	\$ 351.11	\$ 483.05	\$ 69.36	\$ 22.20	\$ 391.49
Dicristo, Ciro & Dorothy M	53-09-01-212-037.000-015		1A	N	\$ 172,100	\$ 89,485	\$ 82,615	\$ 1.5790	\$ 2.3198	\$ 1,258.16	\$ 2,016.63	\$ 216.07	\$ -	\$ 542.40	\$ 758.47	\$ 69.36	\$ 14.76	\$ 674.35
Wright, Meredith M	53-09-01-213-004.000-015		1A	N	\$ 153,500	\$ 85,975	\$ 67,525	\$ 1.5790	\$ 2.3198	\$ 1,028.36	\$ 1,692.11	\$ 181.30	\$ -	\$ 482.46	\$ 663.75	\$ 69.36	\$ 14.76	\$ 579.63
Board Of Commissioners Monroe County, The	53-09-01-213-002.000-015		1A	N	\$ -	\$ -	\$ -	\$ 1.5790	\$ 2.3198	\$ -	\$ -	\$ -	\$ -	\$ -	\$ -	\$ -	\$ -	\$ -
Tracold Holdings LLC- Series B	53-09-01-300-024.000-015	1515	1A	N	\$ 1,606,700	\$ -	\$ 1,606,700	\$ 1.5790	\$ 2.3198	\$ 25,369.80	\$ 37,723.00	\$ 4,041.75	\$ -	\$ 8,311.45	\$ 12,353.20	\$ -	\$ -	\$ 12,353.20
John E Byers LLC	53-09-01-212-028.000-015		1A	N	\$ 111,900	\$ -	\$ 111,900	\$ 1.5790	\$ 2.3198	\$ 1,766.90	\$ 2,627.25	\$ 281.49	\$ -	\$ 578.86	\$ 860.35	\$ 69.36	\$ 14.76	\$ 776.23
Buker, Barbara E.	53-04-36-302-011.000-011		1A	N	\$ 100,300	\$ 78,355	\$ 21,945	\$ 1.7781	\$ 2.4986	\$ 132.16	\$ 134.80	\$ -	\$ -	\$ 2.64	\$ 2.64	\$ 69.36	\$ 22.20	\$ (88.92)
England, Maggie Dee; O'Heran, Patrick	53-04-36-301-007.000-011		1A	N	\$ 119,100	\$ 73,935	\$ 45,165	\$ 1.7781	\$ 2.4986	\$ 772.72	\$ 1,216.14	\$ 130.30	\$ -	\$ 313.11	\$ 443.42	\$ 69.36	\$ 22.20	\$ 351.86
Weddle, Harry Robert	53-04-36-303-071.000-011		1A	N	\$ 116,200	\$ 82,310	\$ 33,890	\$ 1.7781	\$ 2.4986	\$ 217.80	\$ 222.16	\$ -	\$ -	\$ 4.36	\$ 4.36	\$ 69.36	\$ 22.20	\$ (87.20)
Board Of Commissioners	53-04-36-200-018.000-012		1A	N	\$ -	\$ -	\$ -	\$ 2.5450	\$ 2.5456	\$ -	\$ -	\$ -	\$ -	\$ -	\$ -	\$ -	\$ -	\$ -
Small Town Properties LLC	53-04-36-301-018.000-011		1A	N	\$ 104,800	\$ -	\$ 104,800	\$ 1.7781	\$ 2.4986	\$ 1,863.44	\$ 2,347.52	\$ 251.52	\$ -	\$ 232.56	\$ 484.08	\$ 69.36	\$ 22.20	\$ 392.52
Board Of Commissioners Monroe County, The	53-04-36-100-011.000-011		1A	N	\$ -	\$ -	\$ -	\$ 1.7781	\$ 2.4986	\$ -	\$ -	\$ -	\$ -	\$ -	\$ -	\$ -	\$ -	\$ -
Heitink Properties LLC	53-04-36-100-042.000-011	1161	1A	N	\$ 2,309,600	\$ -	\$ 2,309,600	\$ 1.7781	\$ 2.4986	\$ 41,067.00	\$ 64,633.45	\$ 6,925.01	\$ -	\$ 16,641.44	\$ 23,566.45	\$ -	\$ -	\$ 23,566.45
MDV Spartannash LLC	53-04-36-100-033.000-011		1A	N	\$ 2,505,200	\$ -	\$ 2,505,200	\$ 1.7781	\$ 2.4986	\$ 44,544.96	\$ 70,107.25	\$ 7,511.49	\$ -	\$ 18,050.80	\$ 25,562.29	\$ 69.36	\$ 478.32	\$ 25,014.61
Rose Properties LLC	53-04-36-100-018.000-011		1A	N	\$ 1,340,600	\$ -	\$ 1,340,600	\$ 1.7781	\$ 2.4986	\$ 23,837.20	\$ 37,516.28	\$ 4,019.60	\$ -	\$ 9,659.48	\$ 13,679.08	\$ 69.36	\$ 37.08	\$ 13,572.64
RC One LP	53-04-36-100-024.000-011	1116	1A	N	\$ 340,700	\$ -	\$ 340,700	\$ 1.7781	\$ 2.4986	\$ 6,058.00	\$ 9,534.38	\$ 1,021.54	\$ -	\$ 2,454.84	\$ 3,476.38	\$ 69.36	\$ 37.08	\$ 3,369.94
Central Supply Company, Inc	53-04-36-100-016.000-011	1161	1A	N	\$ 1,336,600	\$ -	\$ 1,336,600	\$ 1.7781	\$ 2.4986	\$ 23,766.08	\$ 37,404.34	\$ 4,007.61	\$ -	\$ 9,630.65	\$ 13,638.26	\$ 69.36	\$ 22.20	\$ 13,546.70
Arowcavage, Terry J & Lisa L	53-04-36-303-054.000-011		1A	N	\$ 166,700	\$ 90,595	\$ 76,105	\$ 1.7781	\$ 2.4986	\$ 1,302.04	\$ 1,867.05	\$ 200.05	\$ -	\$ 364.96	\$ 565.01	\$ 69.36	\$ 22.20	\$ 473.45
McKee, Violeta G & Michelle L	53-04-36-301-002.000-011		1A	N	\$ 109,500	\$ 67,575	\$ 41,925	\$ 1.7781	\$ 2.4986	\$ 717.28	\$ 1,128.89	\$ 120.95	\$ -	\$ 290.66	\$ 411.61	\$ 69.36	\$ 22.20	\$ 320.05

City of Bloomington

Area #1A: South-West Annexation Area - Tax Impacts Analysis

Note (1): This section shows the inc/(dec) in tax bills due to differences between township fire protection rates and the Monroe Fire Protection District fire rate

Owner Name	Parcel #	Waiver	Annexation Area	AG	2020 Pay 2021 Gross AV	2020 Pay 2021 Deductions /Exemptions	2020 Pay 2021 NAV	Pre-Annex 2020 Pay 2021 Prop Tax Rate	Post-Annex Prop Tax Rate	Pre-Annex Tax Bill	Post-Annex Tax Bill	Net Tax Bill Increase Due Solely to AV Growth (12% - Aggregate over 4 years)	Net Tax Bill Increase Due to Difference Between Fire Rates (1)	Net Tax Bill Increase Due to Annexation	Total Post-Annexation Net Tax Bill Increase	Benefit 1 Yearly Sewer Bill Savings (@ 4000 Gal/Month)	Benefit 2 Yearly Fire Protection (Water Surcharge) Savings	Post-Annex Tax Bill Inc/(Dec) Net of Benefits
Hazel, William D & Sharon	53-04-36-303-023.000-011		1A	N	\$ 137,300	\$ 77,305	\$ 59,995	\$ 1.7781	\$ 2.4986	\$ 1,026.44	\$ 1,537.75	\$ 164.75	\$ -	\$ 346.56	\$ 511.31	\$ 69.36	\$ 22.20	\$ 419.75
Stewart, Dixie L	53-04-36-303-094.000-011		1A	N	\$ 159,600	\$ 85,110	\$ 74,490	\$ 1.7781	\$ 2.4986	\$ 1,274.42	\$ 1,787.52	\$ 191.52	\$ -	\$ 321.58	\$ 513.10	\$ 69.36	\$ 22.20	\$ 421.54
Terkhorne, Lorelei Elaine	53-04-36-303-017.000-011		1A	N	\$ 135,200	\$ -	\$ 135,200	\$ 1.7781	\$ 2.4986	\$ 2,404.00	\$ 3,028.48	\$ 324.48	\$ -	\$ 300.00	\$ 624.48	\$ 69.36	\$ 22.20	\$ 532.92
Foster, Chris	53-04-36-200-002.000-011		1A	N	\$ 51,400	\$ 30,636	\$ 20,764	\$ 1.7781	\$ 2.4986	\$ 361.96	\$ 555.73	\$ 59.55	\$ -	\$ 134.22	\$ 193.77	\$ 69.36	\$ 22.20	\$ 102.21
Edie, Wayne P & Norma J	53-09-01-209-040.000-015		1A	N	\$ 160,800	\$ 88,530	\$ 72,270	\$ 1.5790	\$ 2.3198	\$ 1,100.62	\$ 1,811.01	\$ 194.03	\$ -	\$ 516.36	\$ 710.39	\$ 69.36	\$ 22.20	\$ 618.83
Sadler, Walter L & Patricia	53-09-01-211-036.000-015		1A	N	\$ 123,300	\$ -	\$ 123,300	\$ 1.5790	\$ 2.3198	\$ 1,946.92	\$ 2,894.91	\$ 310.17	\$ -	\$ 637.82	\$ 947.99	\$ 69.36	\$ 22.20	\$ 856.43
Stigletts, Michael C	53-09-01-211-017.000-015		1A	N	\$ 122,900	\$ 75,265	\$ 47,635	\$ 1.5790	\$ 2.3198	\$ 725.44	\$ 1,193.68	\$ 127.89	\$ -	\$ 340.35	\$ 468.24	\$ 69.36	\$ 14.76	\$ 384.12
Franklin, Thomas R & Joyce D Revocable Trust	53-09-01-211-039.000-015		1A	N	\$ 153,300	\$ 82,905	\$ 70,395	\$ 1.5790	\$ 2.3198	\$ 1,072.08	\$ 1,764.02	\$ 188.99	\$ -	\$ 502.95	\$ 691.94	\$ 69.36	\$ 14.76	\$ 607.82
Silver Consulting Inc	53-09-01-212-004.000-015		1A	N	\$ 129,100	\$ -	\$ 129,100	\$ 1.5790	\$ 2.3198	\$ 2,038.48	\$ 3,031.08	\$ 324.76	\$ -	\$ 667.84	\$ 992.60	\$ 69.36	\$ 14.76	\$ 908.48
Crockett, Rosemary	53-09-02-101-019.000-015		1A	N	\$ 166,100	\$ 102,690	\$ 63,410	\$ 1.5790	\$ 2.3198	\$ 965.68	\$ 1,588.98	\$ 170.24	\$ -	\$ 453.06	\$ 623.30	\$ 69.36	\$ 22.20	\$ 531.74
Fisher, Donald C & Kathy J	53-09-01-212-019.000-015		1A	N	\$ 142,400	\$ 93,090	\$ 49,310	\$ 1.5790	\$ 2.3198	\$ 560.18	\$ 571.38	\$ -	\$ -	\$ 11.20	\$ 11.20	\$ 69.36	\$ 14.76	\$ (72.92)
Schuler, Michael A & Joyce A	53-09-12-201-035.000-015		1A	N	\$ 127,000	\$ 76,595	\$ 50,405	\$ 1.5790	\$ 2.3198	\$ 767.64	\$ 1,263.11	\$ 135.34	\$ -	\$ 360.13	\$ 495.47	\$ 69.36	\$ 14.76	\$ 411.35
John E Byers LLC	53-09-01-202-027.000-015		1A	N	\$ 98,300	\$ -	\$ 98,300	\$ 1.5790	\$ 2.3198	\$ 1,552.16	\$ 2,307.94	\$ 247.28	\$ -	\$ 508.50	\$ 755.78	\$ 69.36	\$ 14.76	\$ 671.66
Perian, Travis R & Cara L	53-09-02-100-010.000-015		1A	N	\$ 144,600	\$ 81,530	\$ 63,070	\$ 1.5790	\$ 2.3198	\$ 960.96	\$ 1,581.19	\$ 169.41	\$ -	\$ 450.83	\$ 620.23	\$ 69.36	\$ 22.20	\$ 528.67
Henline, Eli & Henline, Shawn S	53-09-01-202-022.000-015		1A	N	\$ 189,700	\$ 98,540	\$ 91,160	\$ 1.5790	\$ 2.3198	\$ 1,388.30	\$ 2,219.60	\$ 237.81	\$ -	\$ 593.49	\$ 831.30	\$ 69.36	\$ 22.20	\$ 739.74
Hickman, Willette D	53-09-01-209-008.000-015		1A	N	\$ 133,400	\$ 89,835	\$ 43,565	\$ 1.5790	\$ 2.3198	\$ 339.88	\$ 346.68	\$ -	\$ -	\$ 6.80	\$ 6.80	\$ 69.36	\$ 14.76	\$ (77.32)
Ziepol, Charles A	53-09-02-101-016.000-015		1A	N	\$ 197,200	\$ 101,270	\$ 95,930	\$ 1.5790	\$ 2.3198	\$ 1,460.94	\$ 2,312.11	\$ 247.73	\$ -	\$ 603.44	\$ 851.17	\$ 69.36	\$ 22.20	\$ 759.61
Burks, Christopher Grant & Heather Renee	53-09-01-202-017.000-015		1A	N	\$ 167,600	\$ 90,875	\$ 76,725	\$ 1.5790	\$ 2.3198	\$ 1,168.48	\$ 1,922.66	\$ 206.00	\$ -	\$ 548.18	\$ 754.18	\$ 69.36	\$ 14.76	\$ 670.06
Lemieux, Robin L	53-09-01-211-007.000-015		1A	N	\$ 173,600	\$ 89,695	\$ 83,905	\$ 1.5790	\$ 2.3198	\$ 1,278.32	\$ 2,047.16	\$ 219.35	\$ -	\$ 549.49	\$ 768.84	\$ 69.36	\$ 14.76	\$ 684.72
Burks, Richard E	53-09-01-212-029.000-015		1A	N	\$ 199,300	\$ 101,550	\$ 97,750	\$ 1.5790	\$ 2.3198	\$ 1,488.66	\$ 2,323.03	\$ 248.90	\$ -	\$ 585.47	\$ 834.37	\$ 69.36	\$ 14.76	\$ 750.25
Tatman, Anthony K & Denise L	53-09-12-300-017.000-015	1776	1A	N	\$ 290,400	\$ -	\$ 290,400	\$ 1.5790	\$ 2.3198	\$ 4,585.42	\$ 6,911.04	\$ 740.47	\$ -	\$ 1,585.15	\$ 2,325.62	\$ 69.36	\$ 22.20	\$ 2,234.06
Public Investment Corporation	53-09-12-200-018.000-015		1A	N	\$ 974,200	\$ -	\$ 974,200	\$ 1.5790	\$ 2.3198	\$ 15,382.62	\$ 22,998.97	\$ 2,464.18	\$ -	\$ 5,152.17	\$ 7,616.35	\$ 69.36	\$ 22.20	\$ 7,524.79
Public Investment Corp	53-09-12-200-001.000-015		1A	N	\$ 148,600	\$ 3,000	\$ 145,600	\$ 1.5790	\$ 2.3198	\$ 2,299.02	\$ 3,418.48	\$ 366.27	\$ -	\$ 753.19	\$ 1,119.46	\$ 69.36	\$ 22.20	\$ 1,027.90
Public Investment Corp	53-09-12-200-006.000-015		1A	N	\$ 271,200	\$ -	\$ 271,200	\$ 1.5790	\$ 2.3198	\$ 4,282.24	\$ 6,367.39	\$ 682.22	\$ -	\$ 1,402.93	\$ 2,085.15	\$ 69.36	\$ 37.08	\$ 1,978.71
Public Investment Corporation	53-09-12-200-030.000-015		1A	N	\$ 315,200	\$ -	\$ 315,200	\$ 1.5790	\$ 2.3198	\$ 4,977.00	\$ 8,189.42	\$ 877.44	\$ -	\$ 2,334.98	\$ 3,212.42	\$ -	\$ -	\$ 3,212.42
Pearson, Jeromy J & Michell	53-09-01-302-005.000-015		1A	N	\$ 136,300	\$ 79,955	\$ 56,345	\$ 1.5790	\$ 2.3198	\$ 858.10	\$ 1,411.95	\$ 151.27	\$ -	\$ 402.58	\$ 553.85	\$ 69.36	\$ 22.20	\$ 462.29
Jefferson, Kevin R	53-09-02-200-034.000-015	1603	1A	N	\$ 161,500	\$ 98,255	\$ 63,245	\$ 1.5790	\$ 2.3198	\$ 963.18	\$ 1,584.85	\$ 169.80	\$ -	\$ 451.88	\$ 621.67	\$ 69.36	\$ 22.20	\$ 530.11
Knight, Kylon & Melissa J	53-09-02-200-111.000-015	1603	1A	N	\$ 200,300	\$ 102,355	\$ 97,945	\$ 1.5790	\$ 2.3198	\$ 1,491.64	\$ 2,348.99	\$ 251.67	\$ -	\$ 605.68	\$ 857.35	\$ 69.36	\$ 22.20	\$ 765.79
Johnson, Mary K	53-09-02-200-069.000-015	1603	1A	N	\$ 164,300	\$ 89,755	\$ 74,545	\$ 1.5790	\$ 2.3198	\$ 1,135.28	\$ 1,868.01	\$ 200.14	\$ -	\$ 532.60	\$ 732.73	\$ 69.36	\$ 22.20	\$ 641.17
Landgraff, Thomas D & Norma	53-09-02-200-149.000-015	1603	1A	N	\$ 177,000	\$ 94,200	\$ 82,800	\$ 1.5790	\$ 2.3198	\$ 1,260.98	\$ 2,071.70	\$ 221.97	\$ -	\$ 588.76	\$ 810.72	\$ 69.36	\$ 22.20	\$ 719.16
Bewley, Travis & Janet	53-09-02-200-046.000-015	1603	1A	N	\$ 177,200	\$ 94,270	\$ 82,930	\$ 1.5790	\$ 2.3198	\$ 1,262.96	\$ 2,074.09	\$ 222.23	\$ -	\$ 588.90	\$ 811.13	\$ 69.36	\$ 22.20	\$ 719.57
Fleener, John W & Janet P Trust	53-09-02-200-129.000-015	1603	1A	N	\$ 198,100	\$ 115,585	\$ 82,515	\$ 1.5790	\$ 2.3198	\$ 1,256.64	\$ 1,281.77	\$ -	\$ -	\$ 25.13	\$ 25.13	\$ 69.36	\$ 22.20	\$ (66.43)
Egan, Victoria D	53-09-02-200-066.000-015	1603	1A	N	\$ 205,500	\$ 104,175	\$ 101,325	\$ 1.5790	\$ 2.3198	\$ 1,543.10	\$ 2,410.89	\$ 258.31	\$ -	\$ 609.48	\$ 867.79	\$ 69.36	\$ 22.20	\$ 776.23
Byers, Richard S	53-09-02-200-089.000-015	1603	1A	N	\$ 205,400	\$ 104,140	\$ 101,260	\$ 1.5790	\$ 2.3198	\$ 1,542.12	\$ 2,409.69	\$ 258.18	\$ -	\$ 609.39	\$ 867.57	\$ 69.36	\$ 22.20	\$ 776.01
Alexander, Delinda L	53-09-02-200-110.000-015	1603	1A	N	\$ 162,300	\$ 89,055	\$ 73,245	\$ 1.5790	\$ 2.3198	\$ 1,115.48	\$ 1,835.44	\$ 196.65	\$ -	\$ 523.31	\$ 719.96	\$ 69.36	\$ 22.20	\$ 628.40
Nickless, Logan J & Nicole L	53-09-02-200-017.000-015	1603	1A	N	\$ 186,100	\$ 97,385	\$ 88,715	\$ 1.5790	\$ 2.3198	\$ 1,351.08	\$ 2,180.01	\$ 233.58	\$ -	\$ 595.35	\$ 828.93	\$ 69.36	\$ 22.20	\$ 737.37
Lawler, Craig D	53-09-02-200-151.000-015	1603	1A	N	\$ 160,600	\$ 88,460	\$ 72,140	\$ 1.5790	\$ 2.3198	\$ 1,098.64	\$ 1,807.76	\$ 193.69	\$ -	\$ 515.43	\$ 709.12	\$ 69.36	\$ 22.20	\$ 617.56
Rose, Frederick J	53-09-01-209-022.000-015		1A	N	\$ 109,100	\$ 70,435	\$ 38,665	\$ 1.5790	\$ 2.3198	\$ 588.84	\$ 968.91	\$ 103.82	\$ -	\$ 276.26	\$ 380.07	\$ 69.36	\$ 14.76	\$ 295.95
Heinlein, Joyce E Revocable Trust	53-09-01-213-020.000-015		1A	N	\$ 157,900	\$ 84,445	\$ 73,455	\$ 1.5790	\$ 2.3198	\$ 1,118.78	\$ 1,840.90	\$ 197.25	\$ -	\$ 524.87	\$ 722.12	\$ 69.36	\$ 14.76	\$ 638.00
Wagner, Shane Nicholas	53-09-01-209-053.000-015		1A	N	\$ 169,200	\$ 91,470	\$ 77,730	\$ 1.5790	\$ 2.3198	\$ 1,183.76	\$ 1,947.84	\$ 208.70	\$ -	\$ 555.37	\$ 764.08	\$ 69.36	\$ 22.20	\$ 672.52
Brashaber, Charlotte Curry Daniel Revocable Living Trust	53-09-01-210-010.000-015		1A	N	\$ 188,500	\$ 94,875	\$ 93,625	\$ 1.5790	\$ 2.3198	\$ 1,426.40	\$ 2,225.88	\$ 238.49	\$ -	\$ 561.00	\$ 799.48	\$ 69.36	\$ 22.20	\$ 707.92
Zhang, Guoqiang	53-09-02-200-053.000-015	1603	1A	N	\$ 195,400	\$ 100,640	\$ 94,760	\$ 1.5790	\$ 2.3198	\$ 1,443.12	\$ 2,290.68	\$ 245.43	\$ -	\$ 602.13	\$ 847.56	\$ 69.36	\$ 22.20	\$ 756.00
Long, Virginia S	53-09-02-200-073.000-015	1603	1A	N	\$ 159,800	\$ 88,180	\$ 71,620	\$ 1.5790	\$ 2.3198	\$ 1,090.72	\$ 1,794.72	\$ 192.28	\$ -	\$ 511.71	\$ 704.00	\$ 69.36	\$ 22.20	\$ 612.44
McHaley, Travis M; Shen, Junjie & Taylor, Debora J	53-09-02-200-030.000-015	1603	1A	N	\$ 168,100	\$ 91,085	\$ 77,015	\$ 1.5790	\$ 2.3198	\$ 1,172.88	\$ 1,929.93	\$ 206.78	\$ -	\$ 550.27	\$ 757.05	\$ 69.36	\$ 22.20	\$ 665.49
Brewer, Michelle R	53-09-02-200-093.000-015	1603	1A	N	\$ 162,700	\$ 89,195	\$ 73,505	\$ 1.5790	\$ 2.3198	\$ 1,119.42	\$ 1,841.96	\$ 197.36	\$ -	\$ 525.18	\$ 722.54	\$ 69.36	\$ 22.20	\$ 630.98
Hermidon, Leticia	53-09-02-200-028.000-015	1603	1A	N	\$ 202,800	\$ 103,230	\$ 99,570	\$ 1.5790	\$ 2.3198	\$ 1,516.38	\$ 2,378.74	\$ 254.86	\$ -	\$ 607.51	\$ 862.36	\$ 69.36	\$ 22.20	\$ 770.80
Baugh, Joshua C	53-09-02-200-067.000-015	1603	1A	N	\$ 197,600	\$ 101,410	\$ 96,190	\$ 1.5790	\$ 2.3198	\$ 1,464.90	\$ 2,316.87	\$ 248.24	\$ -	\$ 603.73	\$ 851.97	\$ 69.36	\$ 22.20	\$ 760.41
Washington, David A	53-09-02-200-133.000-015	1603	1A	N	\$ 166,900	\$ 90,665	\$ 76,235	\$ 1.5790	\$ 2.3198	\$ 1,161.00	\$ 1,910.36	\$ 204.68	\$ -	\$ 544.69	\$ 749.36	\$ 69.36	\$ 22.20	\$ 657.80
Terzino, Debra	53-09-02-200-020.000-015	1603	1A	N	\$ 148,400	\$ -	\$ 148,400	\$ 1.5790	\$ 2.3198	\$ 2,343.24	\$ 3,484.22	\$ 373.31	\$ -	\$ 767.67	\$ 1,140.98	\$ 69.36	\$ 22.20	\$ 1,049.42
Hadley, Richard D & Wanelta F	53-09-02-200-036.000-015	1603	1A	N	\$ 172,200	\$ 106,520	\$ 65,680	\$ 1.5790	\$ 2.3198	\$ 748.72	\$ 763.69	\$ -	\$ -	\$ 14.97	\$ 14.97	\$ 69.36	\$ 22.20	\$ (76.59)
Smith, Matthew B & Amber D	53-09-02-200-035.000-015	1995	1A	N	\$ 162,300	\$ 89,055	\$ 73,245	\$ 1.5790	\$ 2.3198	\$ 1,115.48	\$ 1,835.44	\$ 196.65	\$ -	\$ 523.31	\$ 719.96	\$ 69.36	\$ 22.20	\$ 628.40

City of Bloomington

Area #1A: South-West Annexation Area - Tax Impacts Analysis

Note (1): This section shows the inc/(dec) in tax bills due to differences between township fire protection rates and the Monroe Fire Protection District fire rate

Owner Name	Parcel #	Waiver	Annexation Area	AG	2020 Pay 2021 Gross AV	2020 Pay 2021 Deductions /Exemptions	2020 Pay 2021 NAV	Pre-Annex 2020 Pay 2021 Prop Tax Rate	Post-Annex Prop Tax Rate	Pre-Annex Tax Bill	Post-Annex Tax Bill	Net Tax Bill Increase Due Solely to AV Growth (12% - Aggregate over 4 years)	Net Tax Bill Increase Due to Difference Between Fire Rates (1)	Net Tax Bill Increase Due to Annexation	Total Post-Annexation Net Tax Bill Increase	Benefit 1 Yearly Sewer Bill Savings (@ 4000 Gal/Month)	Benefit 2 Yearly Fire Protection (Water Surcharge) Savings	Post-Annex Tax Bill Inc/(Dec) Net of Benefits
Zavala, James & Ligia	53-09-02-200-127.000-015	1890	1A	N	\$ 169,800	\$ 91,680	\$ 78,120	\$ 1.5790	\$ 2.3198	\$ 1,189.72	\$ 1,957.61	\$ 209.74	\$ -	\$ 558.15	\$ 767.89	\$ 69.36	\$ 22.20	\$ 676.33
Hall, Kevin W & Kimberly K	53-09-02-200-012.000-015	1992	1A	N	\$ 167,200	\$ 90,770	\$ 76,430	\$ 1.5790	\$ 2.3198	\$ 1,163.96	\$ 1,915.26	\$ 205.21	\$ -	\$ 546.09	\$ 751.30	\$ 69.36	\$ 22.20	\$ 659.74
Elliott, Tommy E	53-09-02-200-126.000-015	1850	1A	N	\$ 179,900	\$ 95,215	\$ 84,685	\$ 1.5790	\$ 2.3198	\$ 1,289.68	\$ 2,106.21	\$ 225.66	\$ -	\$ 590.87	\$ 816.53	\$ 69.36	\$ 22.20	\$ 724.97
Swanay, James W II; Swanay, Vera J & Swanay, James W III	53-09-01-212-036.000-015		1A	N	\$ 141,500	\$ 117,735	\$ 23,765	\$ 1.5790	\$ 2.3198	\$ 120.24	\$ 595.52	\$ 63.81	\$ -	\$ 411.47	\$ 475.28	\$ 69.36	\$ 14.76	\$ 391.16
Gilbert, Robert J & Teresa L	53-09-02-300-062.000-015	1704	1A	N	\$ 164,600	\$ 89,860	\$ 74,740	\$ 1.5790	\$ 2.3198	\$ 1,138.24	\$ 1,872.91	\$ 200.67	\$ -	\$ 534.00	\$ 734.67	\$ 69.36	\$ 22.20	\$ 643.11
Nalin, Christopher M & Ashley Marie	53-09-02-300-007.000-015	1698	1A	N	\$ 187,700	\$ 119,905	\$ 67,795	\$ 1.5790	\$ 2.3198	\$ 1,032.48	\$ 1,698.87	\$ 182.01	\$ -	\$ 484.38	\$ 666.39	\$ 69.36	\$ 22.20	\$ 574.83
Wright, Jerod M & Wright-Waggle, Sarah E & w/l/e Jean Ann Wright	53-09-02-300-026.000-015	1934	1A	N	\$ 175,600	\$ 93,710	\$ 81,890	\$ 1.5790	\$ 2.3198	\$ 1,247.12	\$ 2,052.08	\$ 219.87	\$ -	\$ 585.09	\$ 804.96	\$ 69.36	\$ 22.20	\$ 713.40
Mask, William S & Lisa L	53-09-02-300-013.000-015	1826	1A	N	\$ 191,500	\$ 96,275	\$ 95,225	\$ 1.5790	\$ 2.3198	\$ 1,450.20	\$ 2,247.51	\$ 240.80	\$ -	\$ 556.50	\$ 797.31	\$ 69.36	\$ 22.20	\$ 705.75
Smithson, Jason C & Jasmine	53-09-02-300-046.000-015	1697	1A	N	\$ 194,300	\$ 100,255	\$ 94,045	\$ 1.5790	\$ 2.3198	\$ 1,432.24	\$ 2,277.58	\$ 244.02	\$ -	\$ 601.33	\$ 845.34	\$ 69.36	\$ 22.20	\$ 753.78
Labis, Kiley J	53-09-02-300-060.000-015	1816	1A	N	\$ 188,500	\$ 98,225	\$ 90,275	\$ 1.5790	\$ 2.3198	\$ 1,374.82	\$ 2,208.57	\$ 236.63	\$ -	\$ 597.11	\$ 833.75	\$ 69.36	\$ 22.20	\$ 742.19
Tilford, Trent P & Carolyn L	53-09-02-300-015.000-015	1849	1A	N	\$ 190,500	\$ 98,925	\$ 91,575	\$ 1.5790	\$ 2.3198	\$ 1,394.62	\$ 2,232.37	\$ 239.18	\$ -	\$ 598.57	\$ 837.75	\$ 69.36	\$ 22.20	\$ 746.19
Warren, Louis H & Dawn Danish	53-09-02-300-008.000-015	1849	1A	N	\$ 184,400	\$ -	\$ 184,400	\$ 1.5790	\$ 2.3198	\$ 2,911.68	\$ 4,329.45	\$ 463.87	\$ -	\$ 953.90	\$ 1,417.77	\$ 69.36	\$ 22.20	\$ 1,326.21
Barker, Adam P & Charlotte M	53-09-02-300-055.000-015	1809	1A	N	\$ 185,400	\$ 97,140	\$ 88,260	\$ 1.5790	\$ 2.3198	\$ 1,344.14	\$ 2,171.67	\$ 232.67	\$ -	\$ 594.85	\$ 827.53	\$ 69.36	\$ 22.20	\$ 735.97
Public Investment Corporation	53-09-12-200-032.000-015		1A	N	\$ 108,900	\$ -	\$ 108,900	\$ 1.5790	\$ 2.3198	\$ 1,719.52	\$ 2,580.84	\$ 276.52	\$ -	\$ 584.81	\$ 861.32	\$ 69.36	\$ 14.76	\$ 777.20
Board Of Commissioners Monroe County, The	53-09-12-200-007.000-015		1A	N	\$ -	\$ -	\$ -	\$ 1.5790	\$ 2.3198	\$ -	\$ -	\$ -	\$ -	\$ -	\$ -	\$ -	\$ -	\$ -
Stines, Robert D & Judith I Trust W/l/e	53-09-02-100-002.000-015		1A	N	\$ 130,100	\$ 73,385	\$ 56,715	\$ 1.5790	\$ 2.3198	\$ 865.96	\$ 1,424.91	\$ 152.67	\$ -	\$ 406.28	\$ 558.95	\$ 69.36	\$ 22.20	\$ 467.39
Pierce, Dennis H & Tina M	53-09-02-100-014.000-015		1A	N	\$ 125,000	\$ 75,825	\$ 49,175	\$ 1.5790	\$ 2.3198	\$ 748.90	\$ 1,232.28	\$ 132.03	\$ -	\$ 351.35	\$ 483.38	\$ 69.36	\$ 22.20	\$ 391.82
McLaughlin, Christopher L & Emily N	53-09-02-101-018.000-015		1A	N	\$ 226,100	\$ 111,105	\$ 114,995	\$ 1.5790	\$ 2.3198	\$ 1,751.28	\$ 2,647.38	\$ 283.64	\$ -	\$ 612.46	\$ 896.10	\$ 69.36	\$ 22.20	\$ 804.54
Dunbar, James E. & Barbara J.	53-09-12-200-003.000-015		1A	N	\$ 81,400	\$ -	\$ 81,400	\$ 1.5790	\$ 2.3198	\$ 1,285.30	\$ 1,945.20	\$ 208.41	\$ -	\$ 451.48	\$ 659.90	\$ 69.36	\$ 14.76	\$ 575.78
Browning, Reuben D & Elizabeth Ann Grennan	53-09-02-101-005.000-015		1A	N	\$ 306,000	\$ 139,350	\$ 166,650	\$ 1.5790	\$ 2.3198	\$ 2,537.96	\$ 3,606.94	\$ 386.46	\$ -	\$ 682.52	\$ 1,068.98	\$ 69.36	\$ 22.20	\$ 977.42
Public Investment Corporation	53-09-12-200-011.000-015		1A	N	\$ 122,600	\$ -	\$ 122,600	\$ 1.5790	\$ 2.3198	\$ 1,935.84	\$ 2,916.02	\$ 312.43	\$ -	\$ 667.75	\$ 980.18	\$ 69.36	\$ 37.08	\$ 873.74
Public Investment Corporation	53-09-12-200-014.000-015		1A	N	\$ 5,200	\$ -	\$ 5,200	\$ 1.5790	\$ 2.3198	\$ 82.12	\$ 135.10	\$ 14.48	\$ -	\$ 38.51	\$ 52.98	\$ -	\$ -	\$ 52.98
Public Investment Corporation	53-09-12-200-009.000-015		1A	N	\$ 600	\$ -	\$ 600	\$ 1.5790	\$ 2.3198	\$ 9.47	\$ 15.59	\$ 1.67	\$ -	\$ 4.45	\$ 6.12	\$ -	\$ -	\$ 6.12
Zokoe, Joshua	53-09-01-300-011.000-015		1A	N	\$ 153,700	\$ 82,720	\$ 70,980	\$ 1.5790	\$ 2.3198	\$ 1,084.62	\$ 1,784.69	\$ 191.22	\$ -	\$ 508.84	\$ 700.07	\$ 69.36	\$ 14.76	\$ 615.95
State Of Indiana	53-04-35-300-001.000-011		1A	N	\$ -	\$ -	\$ -	\$ 1.7781	\$ 2.4986	\$ -	\$ -	\$ -	\$ -	\$ -	\$ -	\$ -	\$ -	\$ -
Moore, Jennifer L	53-04-36-302-005.000-011		1A	N	\$ 116,200	\$ 69,920	\$ 46,280	\$ 1.7781	\$ 2.4986	\$ 791.78	\$ 1,246.16	\$ 133.53	\$ -	\$ 320.86	\$ 454.38	\$ 69.36	\$ 22.20	\$ 362.82
Sexton, Mary	53-04-36-301-004.000-011		1A	N	\$ 133,000	\$ 75,730	\$ 57,270	\$ 1.7781	\$ 2.4986	\$ 979.94	\$ 1,492.95	\$ 159.95	\$ -	\$ 353.06	\$ 513.01	\$ 69.36	\$ 22.20	\$ 421.45
Butcher, George L (1/3 interest); Butcher, Sharon L (1/3 interest); Durnal, Jess	53-04-36-303-060.000-011		1A	N	\$ 147,000	\$ 3,000	\$ 144,000	\$ 1.7781	\$ 2.4986	\$ 2,560.46	\$ 3,292.80	\$ 352.80	\$ -	\$ 379.54	\$ 732.34	\$ 69.36	\$ 22.20	\$ 640.78
Small Town Properties LLC	53-04-36-302-020.000-011		1A	N	\$ 83,200	\$ -	\$ 83,200	\$ 1.7781	\$ 2.4986	\$ 1,479.38	\$ 1,863.68	\$ 199.68	\$ -	\$ 184.62	\$ 384.30	\$ 69.36	\$ 22.20	\$ 292.74
Gunn, Marylou & Bonnie Marie Kelley	53-04-36-303-097.000-011		1A	N	\$ 117,700	\$ 84,305	\$ 33,395	\$ 1.7781	\$ 2.4986	\$ 266.40	\$ 271.73	\$ -	\$ -	\$ 5.33	\$ 5.33	\$ 69.36	\$ 22.20	\$ (86.23)
Smith, Walter D & Smith, Sandra L	53-04-36-303-098.000-011		1A	N	\$ 160,000	\$ 85,250	\$ 74,750	\$ 1.7781	\$ 2.4986	\$ 1,278.88	\$ 1,792.00	\$ 192.00	\$ -	\$ 321.12	\$ 513.12	\$ 69.36	\$ 22.20	\$ 421.56
Stoll, Darrell W & Betty J	53-04-36-303-053.000-011		1A	N	\$ 136,000	\$ 79,850	\$ 56,150	\$ 1.7781	\$ 2.4986	\$ 960.64	\$ 1,511.91	\$ 161.99	\$ -	\$ 389.28	\$ 551.27	\$ 69.36	\$ 22.20	\$ 459.71
Board Of Commissioners Monroe County, The	53-04-25-300-013.000-011		1A	N	\$ -	\$ -	\$ -	\$ 1.7781	\$ 2.4986	\$ -	\$ -	\$ -	\$ -	\$ -	\$ -	\$ -	\$ -	\$ -
State Of Indiana	53-04-36-303-001.000-011		1A	N	\$ -	\$ -	\$ -	\$ 1.7781	\$ 2.4986	\$ -	\$ -	\$ -	\$ -	\$ -	\$ -	\$ -	\$ -	\$ -
Acevedo-Echeverria, Elsa J	53-04-36-303-106.000-011		1A	N	\$ 111,600	\$ 68,310	\$ 43,290	\$ 1.7781	\$ 2.4986	\$ 740.64	\$ 1,165.65	\$ 124.90	\$ -	\$ 300.11	\$ 425.01	\$ 69.36	\$ 22.20	\$ 333.45
Malicoat, Doug Ray	53-04-36-301-005.000-011		1A	N	\$ 133,500	\$ -	\$ 133,500	\$ 1.7781	\$ 2.4986	\$ 2,373.76	\$ 2,990.40	\$ 320.40	\$ -	\$ 296.24	\$ 616.64	\$ -	\$ -	\$ 616.64
Nichols, Wayne D & Janet S	53-04-36-301-019.000-011		1A	N	\$ 129,500	\$ -	\$ 129,500	\$ 1.7781	\$ 2.4986	\$ 2,302.64	\$ 2,939.89	\$ 314.99	\$ -	\$ 322.26	\$ 637.25	\$ 69.36	\$ 22.20	\$ 545.69
McMillan, David R & Tamara J	53-04-36-303-046.000-011		1A	N	\$ 120,300	\$ 83,800	\$ 36,500	\$ 1.7781	\$ 2.4986	\$ 624.48	\$ 982.82	\$ 105.30	\$ -	\$ 253.04	\$ 358.34	\$ 69.36	\$ 22.20	\$ 266.78
Van Arsdalen, Kenneth E Living Trust	53-04-36-303-095.000-011		1A	N	\$ 132,300	\$ -	\$ 132,300	\$ 1.7781	\$ 2.4986	\$ 2,352.44	\$ 2,963.52	\$ 317.52	\$ -	\$ 293.56	\$ 611.08	\$ 69.36	\$ 22.20	\$ 519.52
May, Dorothy	53-09-01-211-014.000-015		1A	N	\$ 148,100	\$ 81,085	\$ 67,015	\$ 1.5790	\$ 2.3198	\$ 1,020.60	\$ 1,679.33	\$ 179.93	\$ -	\$ 478.80	\$ 658.73	\$ 69.36	\$ 22.20	\$ 567.17
PIC Industrial Park LLC	53-09-12-100-012.000-015		1A	N	\$ 676,600	\$ -	\$ 676,600	\$ 1.5790	\$ 2.3198	\$ 10,683.52	\$ 17,579.18	\$ 1,883.48	\$ -	\$ 5,012.18	\$ 6,895.66	\$ -	\$ -	\$ 6,895.66
Board Of Commissioners Monroe Co	53-09-12-100-019.000-015		1A	N	\$ -	\$ -	\$ -	\$ 1.5790	\$ 2.3198	\$ -	\$ -	\$ -	\$ -	\$ -	\$ -	\$ -	\$ -	\$ -
Clark, Edna M Trust	53-09-01-209-051.000-015		1A	N	\$ 162,600	\$ 100,160	\$ 62,440	\$ 1.5790	\$ 2.3198	\$ 595.40	\$ 607.31	\$ -	\$ -	\$ 11.91	\$ 11.91	\$ 69.36	\$ 14.76	\$ (72.21)
Germann, Marissa & McGee, Samuel Trent	53-09-01-213-028.000-015		1A	N	\$ 151,000	\$ 85,100	\$ 65,900	\$ 1.5790	\$ 2.3198	\$ 1,003.60	\$ 1,651.39	\$ 176.93	\$ -	\$ 470.86	\$ 647.79	\$ 69.36	\$ 22.20	\$ 556.23
Glickman, Sam	53-09-02-101-009.000-015		1A	N	\$ 264,800	\$ -	\$ 264,800	\$ 1.5790	\$ 2.3198	\$ 4,181.20	\$ 6,264.68	\$ 671.22	\$ -	\$ 1,412.27	\$ 2,083.48	\$ 69.36	\$ 22.20	\$ 1,991.92

City of Bloomington

Area #1A: South-West Annexation Area - Tax Impacts Analysis



Note (1): This section shows the inc/(dec) in tax bills due to differences between township fire protection rates and the Monroe Fire Protection District fire rate

Owner Name	Parcel #	Waiver	Annexation Area	AG	2020 Pay 2021 Gross AV	2020 Pay 2021 Deductions /Exemptions	2020 Pay 2021 NAV	Pre-Annex 2020 Pay 2021 Prop Tax Rate	Post-Annex Prop Tax Rate	Pre-Annex Tax Bill	Post-Annex Tax Bill	Net Tax Bill Increase Due Solely to AV Growth (12% - Aggregate over 4 years)	Net Tax Bill Increase Due to Difference Between Fire Rates (1)	Net Tax Bill Increase Due to Annexation	Total Post-Annexation Net Tax Bill Increase	Benefit 1 Yearly Sewer Bill Savings (@ 4000 Gal/Month)	Benefit 2 Yearly Fire Protection (Water Surcharge) Savings	Post-Annex Tax Bill Inc/(Dec) Net of Benefits
Daniel, Martha I	53-09-02-100-027.000-015		1A	Y	\$ 201,000	\$ 67,575	\$ 133,425	\$ 1.5790	\$ 2.3198	\$ 1,534.82	\$ 1,534.82	\$ 1,800.73	\$ -	\$ -	\$ 1,800.73	\$ -	\$ -	\$ 1,800.73
Board Of Commissioners Of Monroe Co	53-09-02-100-028.000-015		1A	N	\$ -	\$ -	\$ -	\$ 1.5790	\$ 2.3198	\$ -	\$ -	\$ -	\$ -	\$ -	\$ -	\$ -	\$ -	\$ -
Prado, Eusebio; Ramirez, Bertha Sihuas	53-09-02-200-002.000-015		1A	N	\$ 167,100	\$ 87,795	\$ 79,305	\$ 1.5790	\$ 2.3198	\$ 1,210.80	\$ 1,992.30	\$ 213.47	\$ -	\$ 568.03	\$ 781.50	\$ 69.36	\$ 22.20	\$ 689.94
State Of Indiana Dept Of National Resources	53-09-12-300-053.000-015		1A	N	\$ -	\$ -	\$ -	\$ 1.5790	\$ 2.3198	\$ -	\$ -	\$ -	\$ -	\$ -	\$ -	\$ -	\$ -	\$ -
Reynolds, James D	53-09-01-302-017.000-015		1A	N	\$ 113,900	\$ 71,065	\$ 42,835	\$ 1.5790	\$ 2.3198	\$ 652.34	\$ 1,073.40	\$ 115.00	\$ -	\$ 306.05	\$ 421.06	\$ 69.36	\$ 22.20	\$ 329.50
Wilder, Morning	53-09-01-300-021.000-015		1A	N	\$ 93,700	\$ 65,045	\$ 28,655	\$ 1.5790	\$ 2.3198	\$ 436.40	\$ 718.07	\$ 76.94	\$ -	\$ 204.73	\$ 281.67	\$ 69.36	\$ 14.76	\$ 197.55
Freeman, Judy C	53-09-01-300-043.000-015		1A	N	\$ 126,200	\$ 83,430	\$ 42,770	\$ 1.5790	\$ 2.3198	\$ 651.36	\$ 664.39	\$ -	\$ -	\$ 13.03	\$ 13.03	\$ 69.36	\$ 14.76	\$ (71.09)
State Of Indiana	53-09-02-200-003.000-015		1A	N	\$ -	\$ -	\$ -	\$ 1.5790	\$ 2.3198	\$ -	\$ -	\$ -	\$ -	\$ -	\$ -	\$ -	\$ -	\$ -
Walker, Patsy J	53-09-01-209-072.000-015		1A	N	\$ 124,600	\$ 86,860	\$ 37,740	\$ 1.5790	\$ 2.3198	\$ 348.52	\$ 355.49	\$ -	\$ -	\$ 6.97	\$ 6.97	\$ 69.36	\$ 14.76	\$ (77.15)
Staley, Jaymes B	53-09-12-201-043.000-015		1A	N	\$ 137,800	\$ 80,480	\$ 57,320	\$ 1.5790	\$ 2.3198	\$ 872.94	\$ 1,436.37	\$ 153.89	\$ -	\$ 409.55	\$ 563.43	\$ 69.36	\$ 14.76	\$ 479.31
Staley, Jaymes B	53-09-12-200-017.000-015		1A	N	\$ 1,400	\$ -	\$ 1,400	\$ 1.5790	\$ 2.3198	\$ 22.11	\$ 36.37	\$ 3.90	\$ -	\$ 10.37	\$ 14.26	\$ -	\$ -	\$ 14.26
Phillips, Jordan Michael	53-09-01-211-012.000-015		1A	N	\$ 162,500	\$ 101,605	\$ 60,895	\$ 1.5790	\$ 2.3198	\$ 927.38	\$ 1,525.95	\$ 163.49	\$ -	\$ 435.08	\$ 598.57	\$ 69.36	\$ 14.76	\$ 514.45
Union Savings Bank	53-09-12-100-006.000-015		1A	N	\$ 332,300	\$ -	\$ 332,300	\$ 1.5790	\$ 2.3198	\$ 5,247.02	\$ 8,633.70	\$ 925.04	\$ -	\$ 2,461.64	\$ 3,386.68	\$ 69.36	\$ 22.20	\$ 3,295.12
Marquez, Carmen	53-09-02-300-069.000-015	1959	1A	N	\$ 207,900	\$ 105,015	\$ 102,885	\$ 1.5790	\$ 2.3198	\$ 1,566.86	\$ 2,439.44	\$ 261.37	\$ -	\$ 611.22	\$ 872.58	\$ 69.36	\$ 22.20	\$ 781.02
AMH 2014-3 Borrower LLC	53-09-02-300-052.000-015	1862	1A	N	\$ 150,600	\$ -	\$ 150,600	\$ 1.5790	\$ 2.3198	\$ 2,377.96	\$ 3,535.87	\$ 378.84	\$ -	\$ 779.07	\$ 1,157.91	\$ 69.36	\$ 22.20	\$ 1,066.35
Moore, Jeremy A	53-09-02-300-043.000-015	1804	1A	N	\$ 164,900	\$ 89,965	\$ 74,935	\$ 1.5790	\$ 2.3198	\$ 1,141.20	\$ 1,877.79	\$ 201.19	\$ -	\$ 535.40	\$ 736.59	\$ 69.36	\$ 22.20	\$ 645.03
Karas, Daniel J	53-09-02-300-020.000-015	1733	1A	N	\$ 161,800	\$ 88,880	\$ 72,920	\$ 1.5790	\$ 2.3198	\$ 1,110.52	\$ 1,827.29	\$ 195.77	\$ -	\$ 521.00	\$ 716.77	\$ -	\$ -	\$ 716.77
Leffel, Joseph Kemmel II	53-09-02-300-068.000-015	1964	1A	N	\$ 156,800	\$ 87,130	\$ 69,670	\$ 1.5790	\$ 2.3198	\$ 1,061.02	\$ 1,745.84	\$ 187.05	\$ -	\$ 497.78	\$ 684.82	\$ 69.36	\$ 22.20	\$ 593.26
Bergonzi, Joeline Ann; Gross, David Ray	53-09-02-300-042.000-015	1817	1A	N	\$ 174,700	\$ 93,395	\$ 81,305	\$ 1.5790	\$ 2.3198	\$ 1,238.22	\$ 2,037.43	\$ 218.30	\$ -	\$ 580.91	\$ 799.21	\$ 69.36	\$ 22.20	\$ 707.65
Madera, Jose G & Maria R	53-09-02-300-032.000-015	1818	1A	N	\$ 169,000	\$ 88,400	\$ 80,600	\$ 1.5790	\$ 2.3198	\$ 1,227.48	\$ 1,979.73	\$ 212.11	\$ -	\$ 540.14	\$ 752.25	\$ 69.36	\$ 22.20	\$ 660.69
Branam, Sherree E	53-09-02-300-075.000-015	1991	1A	N	\$ 203,100	\$ 103,335	\$ 99,765	\$ 1.5790	\$ 2.3198	\$ 1,519.36	\$ 2,382.33	\$ 255.25	\$ -	\$ 607.71	\$ 862.97	\$ 69.36	\$ 22.20	\$ 771.41
English, Don William Sr & Donna G	53-09-02-300-030.000-015	1803	1A	N	\$ 182,100	\$ 95,985	\$ 86,115	\$ 1.5790	\$ 2.3198	\$ 1,311.48	\$ 2,132.40	\$ 228.48	\$ -	\$ 592.45	\$ 820.92	\$ 69.36	\$ 22.20	\$ 729.36
Scott, Carey	53-09-02-300-018.000-015	1870	1A	N	\$ 174,800	\$ 93,430	\$ 81,370	\$ 1.5790	\$ 2.3198	\$ 1,239.20	\$ 2,039.04	\$ 218.46	\$ -	\$ 581.38	\$ 799.84	\$ 69.36	\$ 22.20	\$ 708.28
Blair, Jennifer A	53-09-02-300-056.000-015	1751	1A	N	\$ 155,400	\$ 86,640	\$ 68,760	\$ 1.5790	\$ 2.3198	\$ 1,047.16	\$ 1,723.05	\$ 184.61	\$ -	\$ 491.28	\$ 675.89	\$ 69.36	\$ 22.20	\$ 584.33
Wampler, Heidi Rochel & Giles, Kyle Ray	53-09-02-300-016.000-015	1697	1A	N	\$ 190,100	\$ 95,785	\$ 94,315	\$ 1.5790	\$ 2.3198	\$ 1,436.36	\$ 2,230.85	\$ 239.02	\$ -	\$ 555.47	\$ 794.49	\$ 69.36	\$ 22.20	\$ 702.93
Cuadra, Ignacio Jr & Melissa	53-09-02-300-009.000-015	1809	1A	N	\$ 175,700	\$ 93,745	\$ 81,955	\$ 1.5790	\$ 2.3198	\$ 1,248.12	\$ 2,053.73	\$ 220.05	\$ -	\$ 585.56	\$ 805.61	\$ 69.36	\$ 22.20	\$ 714.05
Wilson, Brandon	53-09-02-300-035.000-015	1990	1A	N	\$ 211,900	\$ -	\$ 211,900	\$ 1.5790	\$ 2.3198	\$ 3,345.90	\$ 4,975.11	\$ 533.05	\$ -	\$ 1,096.16	\$ 1,629.21	\$ 69.36	\$ 22.20	\$ 1,537.65
Winn, Matthew Ryan & Maria Marie	53-09-02-300-012.000-015	1751	1A	N	\$ 233,400	\$ 113,730	\$ 119,670	\$ 1.5790	\$ 2.3198	\$ 1,822.48	\$ 2,736.42	\$ 293.18	\$ -	\$ 620.76	\$ 913.94	\$ 69.36	\$ 22.20	\$ 822.38
Hughes, Daniel & Cynthia	53-09-02-300-037.000-015	1854	1A	N	\$ 260,500	\$ 123,250	\$ 137,250	\$ 1.5790	\$ 2.3198	\$ 2,090.22	\$ 3,060.03	\$ 327.86	\$ -	\$ 641.95	\$ 969.81	\$ 69.36	\$ 22.20	\$ 878.25
Crouch, Gregory L	53-09-02-300-057.000-015	1756	1A	N	\$ 180,000	\$ 95,250	\$ 84,750	\$ 1.5790	\$ 2.3198	\$ 1,290.68	\$ 2,107.41	\$ 225.79	\$ -	\$ 590.93	\$ 816.73	\$ 69.36	\$ 22.20	\$ 725.17
Quick, Rachel Ann	53-09-02-300-010.000-015	1849	1A	N	\$ 167,800	\$ 87,980	\$ 79,820	\$ 1.5790	\$ 2.3198	\$ 1,215.60	\$ 1,965.44	\$ 210.58	\$ -	\$ 539.27	\$ 749.84	\$ 69.36	\$ 22.20	\$ 658.28
Hughey, Julie A & Carol M	53-09-02-300-063.000-015	1933	1A	N	\$ 204,100	\$ 103,685	\$ 100,415	\$ 1.5790	\$ 2.3198	\$ 1,529.24	\$ 2,394.23	\$ 256.53	\$ -	\$ 608.46	\$ 864.99	\$ 69.36	\$ 22.20	\$ 773.43
Pierson, Joel A & Dana D	53-09-02-300-019.000-015	1755	1A	N	\$ 214,900	\$ 107,465	\$ 107,435	\$ 1.5790	\$ 2.3198	\$ 1,636.16	\$ 2,522.75	\$ 270.29	\$ -	\$ 616.30	\$ 886.59	\$ 69.36	\$ 22.20	\$ 795.03
Ajab, Mohamed S	53-09-02-300-050.000-015	1932	1A	N	\$ 204,100	\$ 103,685	\$ 100,415	\$ 1.5790	\$ 2.3198	\$ 1,529.24	\$ 2,394.23	\$ 256.53	\$ -	\$ 608.46	\$ 864.99	\$ 69.36	\$ 22.20	\$ 773.43
Shearin, Jeremy C	53-09-02-300-031.000-015		1A	N	\$ 177,300	\$ 94,305	\$ 82,995	\$ 1.5790	\$ 2.3198	\$ 1,263.96	\$ 2,075.27	\$ 222.34	\$ -	\$ 588.96	\$ 811.31	\$ 69.36	\$ 22.20	\$ 719.75
Nardine, Michael & Laurel	53-09-02-300-051.000-015	1861	1A	N	\$ 162,500	\$ 86,125	\$ 76,375	\$ 1.5790	\$ 2.3198	\$ 1,163.12	\$ 1,902.38	\$ 203.83	\$ -	\$ 535.43	\$ 739.26	\$ 69.36	\$ 22.20	\$ 647.70
Brock, David A	53-09-02-300-021.000-015	1860	1A	N	\$ 174,600	\$ 93,360	\$ 81,240	\$ 1.5790	\$ 2.3198	\$ 1,237.24	\$ 2,035.80	\$ 218.13	\$ -	\$ 580.44	\$ 798.56	\$ 69.36	\$ 22.20	\$ 707.00
Miller, Kathleen E	53-09-02-300-067.000-015		1A	N	\$ 171,400	\$ 92,240	\$ 79,160	\$ 1.5790	\$ 2.3198	\$ 1,205.56	\$ 1,983.66	\$ 212.53	\$ -	\$ 565.57	\$ 778.10	\$ 69.36	\$ 22.20	\$ 686.54
Wright, Michelle L	53-09-02-300-066.000-015	1789	1A	N	\$ 161,800	\$ 88,880	\$ 72,920	\$ 1.5790	\$ 2.3198	\$ 1,110.52	\$ 1,827.29	\$ 195.77	\$ -	\$ 521.00	\$ 716.77	\$ 69.36	\$ 22.20	\$ 625.21
Misiewicz, Lukasz	53-09-02-300-098.000-015	1913	1A	N	\$ 167,800	\$ 90,980	\$ 76,820	\$ 1.5790	\$ 2.3198	\$ 1,169.92	\$ 1,925.02	\$ 206.24	\$ -	\$ 548.85	\$ 755.10	\$ 69.36	\$ 22.20	\$ 663.54
Goodwin, Joseph F & Joyce M	53-09-02-200-185.000-015	1997	1A	N	\$ 227,200	\$ 136,730	\$ 90,470	\$ 1.5790	\$ 2.3198	\$ 1,377.80	\$ 2,267.08	\$ 242.89	\$ -	\$ 646.38	\$ 889.28	\$ 69.36	\$ 22.20	\$ 797.72
Roberts, Catherine & William Jr & Shields, Kathy A & Wilson, Becky J	53-09-01-209-048.000-015	1778	1A	N	\$ 144,400	\$ 79,790	\$ 64,610	\$ 1.5790	\$ 2.3198	\$ 983.96	\$ 1,619.06	\$ 173.47	\$ -	\$ 461.63	\$ 635.10	\$ 69.36	\$ 14.76	\$ 550.98
Barnett, Barbara K (Zmarly) w life estate Zmarly, Irene V	53-09-01-210-012.000-015		1A	N	\$ 140,000	\$ 92,250	\$ 47,750	\$ 1.5790	\$ 2.3198	\$ 436.16	\$ 444.88	\$ -	\$ -	\$ 8.72	\$ 8.72	\$ 69.36	\$ 14.76	\$ (75.40)
Giddens, Chad C & Molly M	53-09-02-200-169.000-015		1A	N	\$ 175,400	\$ 93,640	\$ 81,760	\$ 1.5790	\$ 2.3198	\$ 1,245.14	\$ 2,048.81	\$ 219.51	\$ -	\$ 584.16	\$ 803.67	\$ 69.36	\$ 22.20	\$ 712.11
Stand, James & Ladonna	53-09-02-200-170.000-015	2010	1A	N	\$ 196,500	\$ 98,025	\$ 98,475	\$ 1.5790	\$ 2.3198	\$ 1,499.70	\$ 2,307.01	\$ 247.18	\$ -	\$ 560.13	\$ 807.31	\$ 69.36	\$ 22.20	\$ 715.75
Myers, Tien H	53-09-02-200-172.000-015	1982	1A	N	\$ 269,000	\$ 123,225	\$ 145,775	\$ 1.5790	\$ 2.3198	\$ 2,220.32	\$ 3,176.88	\$ 340.38	\$ -	\$ 616.18	\$ 956.56	\$ 69.36	\$ 22.20	\$ 865.00
Wilson, Stephen Rob & Barbara L	53-09-02-200-180.000-015	1974	1A	N	\$ 229,700	\$ 112,645	\$ 117,055	\$ 1.5790	\$ 2.3198	\$ 1,782.66	\$ 2,698.90	\$ 289.18	\$ -	\$ 627.06	\$ 916.24	\$ 69.36	\$ 22.20	\$ 824.68
Blando, Kate & Joseph Adrian	53-09-02-300-087.000-015	1895	1A	N	\$ 214,600	\$ 107,360	\$ 107,240	\$ 1.5790	\$ 2.3198	\$ 1,633.20	\$ 2,519.19	\$ 269.92	\$ -	\$ 616.07	\$ 885.99	\$ 69.36	\$ 22.20	\$ 794.43
Thackery, Ross	53-09-01-213-010.000-015		1A	N	\$ 101,100	\$ -	\$ 101,100	\$ 1.5790	\$ 2.3198	\$ 1,596.36	\$ 2,373.68	\$ 254.32	\$ -	\$ 523.00	\$ 777.32	\$ 69.36	\$ 22.20	\$ 685.76

City of Bloomington

Area #1A: South-West Annexation Area - Tax Impacts Analysis



Note (1): This section shows the inc/(dec) in tax bills due to differences between township fire protection rates and the Monroe Fire Protection District fire rate

Owner Name	Parcel #	Waiver	Annexation Area	AG	2020 Pay 2021 Gross AV	2020 Pay 2021 Deductions /Exemptions	2020 Pay 2021 NAV	Pre-Annex 2020 Pay 2021 Prop Tax Rate	Post-Annex Prop Tax Rate	Pre-Annex Tax Bill	Post-Annex Tax Bill	Net Tax Bill Increase Due Solely to AV Growth (12% - Aggregate over 4 years)	Net Tax Bill Increase Due to Difference Between Fire Rates (1)	Net Tax Bill Increase Due to Annexation	Total Post-Annexation Net Tax Bill Increase	Benefit 1 Yearly Sewer Bill Savings (@ 4000 Gal/Month)	Benefit 2 Yearly Fire Protection (Water Surcharge) Savings	Post-Annex Tax Bill Inc/(Dec) Net of Benefits
Health Care REIT Inc	53-09-02-200-008.000-015	2323	1A	N	\$ 13,497,100	\$ -	\$ 13,497,100	\$ 1.5790	\$ 2.3198	\$ 213,119.20	\$ 316,892.47	\$ 33,952.76	\$ -	\$ 69,820.51	\$ 103,773.27	\$ 69.36	\$ 279.24	\$ 103,424.67
Saks, Jack M. & Linda Carlene	53-09-01-302-016.000-015		1A	N	\$ 112,100	\$ 85,485	\$ 26,615	\$ 1.5790	\$ 2.3198	\$ 216.36	\$ 220.69	\$ -	\$ -	\$ 4.33	\$ 4.33	\$ 69.36	\$ 22.20	\$ (87.23)
LTRG1349 LLC	53-09-01-213-024.000-015		1A	N	\$ 118,600	\$ -	\$ 118,600	\$ 1.5790	\$ 2.3198	\$ 1,872.68	\$ 2,788.31	\$ 298.75	\$ -	\$ 616.88	\$ 915.63	\$ 69.36	\$ 14.76	\$ 831.51
Bryant, Steven Ross & Hites, Veronica Lin	53-09-01-213-042.000-015		1A	N	\$ 157,300	\$ 87,060	\$ 70,240	\$ 1.5790	\$ 2.3198	\$ 1,069.70	\$ 1,760.14	\$ 188.59	\$ -	\$ 501.85	\$ 690.44	\$ 69.36	\$ 14.76	\$ 606.32
Helton, Daniel K & Elizabeth A	53-09-01-301-004.000-015	1267	1A	N	\$ 144,200	\$ -	\$ 144,200	\$ 1.5790	\$ 2.3198	\$ 2,276.92	\$ 3,388.11	\$ 363.01	\$ -	\$ 748.18	\$ 1,111.19	\$ -	\$ -	\$ 1,111.19
Helton, Daniel K & Elizabeth A	53-09-01-301-001.000-015	1267	1A	N	\$ 141,800	\$ -	\$ 141,800	\$ 1.5790	\$ 2.3198	\$ 2,239.02	\$ 3,329.26	\$ 356.71	\$ -	\$ 733.53	\$ 1,090.24	\$ -	\$ -	\$ 1,090.24
Jordan River Homes, LLC	53-09-01-301-011.000-015	1267	1A	N	\$ 141,700	\$ -	\$ 141,700	\$ 1.5790	\$ 2.3198	\$ 2,237.44	\$ 3,326.91	\$ 356.45	\$ -	\$ 733.02	\$ 1,089.47	\$ -	\$ -	\$ 1,089.47
Jordan River Homes, LLC	53-09-01-301-010.000-015	1267	1A	N	\$ 151,400	\$ -	\$ 151,400	\$ 1.5790	\$ 2.3198	\$ 2,390.60	\$ 3,554.65	\$ 380.86	\$ -	\$ 783.20	\$ 1,164.05	\$ -	\$ -	\$ 1,164.05
Jordan River Homes, LLC	53-09-01-301-002.000-015	1267	1A	N	\$ 152,000	\$ -	\$ 152,000	\$ 1.5790	\$ 2.3198	\$ 2,400.08	\$ 3,568.74	\$ 382.37	\$ -	\$ 786.30	\$ 1,168.66	\$ -	\$ -	\$ 1,168.66
Jordan River Homes, LLC	53-09-01-301-005.000-015	1267	1A	N	\$ 152,200	\$ -	\$ 152,200	\$ 1.5790	\$ 2.3198	\$ 2,403.24	\$ 3,573.44	\$ 382.87	\$ -	\$ 787.33	\$ 1,170.20	\$ -	\$ -	\$ 1,170.20
Davis, Bruce O	53-09-02-101-003.000-015		1A	N	\$ 213,300	\$ 106,905	\$ 106,395	\$ 1.5790	\$ 2.3198	\$ 1,620.32	\$ 2,503.70	\$ 268.25	\$ -	\$ 615.14	\$ 883.38	\$ 69.36	\$ 22.20	\$ 791.82
Abbott, John S	53-04-36-301-020.000-011		1A	N	\$ 196,800	\$ 137,090	\$ 59,710	\$ 1.7781	\$ 2.4986	\$ 1,021.56	\$ 1,607.77	\$ 172.26	\$ -	\$ 413.95	\$ 586.21	\$ 69.36	\$ 22.20	\$ 494.65
Foley, Phillip D & Connie J	53-04-36-303-074.000-011		1A	N	\$ 127,300	\$ 90,525	\$ 36,775	\$ 1.7781	\$ 2.4986	\$ 317.04	\$ 323.38	\$ -	\$ -	\$ 6.34	\$ 6.34	\$ 69.36	\$ 22.20	\$ (85.22)
Carmichael, Velma R.	53-04-36-303-055.000-011	2461	1A	N	\$ 104,600	\$ 82,860	\$ 21,740	\$ 1.7781	\$ 2.4986	\$ 347.70	\$ 354.65	\$ -	\$ -	\$ 6.95	\$ 6.95	\$ 69.36	\$ 22.20	\$ (84.61)
Roath, Jeremy D	53-04-36-303-104.000-011		1A	N	\$ 143,200	\$ 78,240	\$ 64,960	\$ 1.7781	\$ 2.4986	\$ 1,117.28	\$ 1,717.94	\$ 184.06	\$ -	\$ 416.60	\$ 600.66	\$ 69.36	\$ 22.20	\$ 509.10
Wells, Gavin L	53-04-36-302-009.000-011	2460	1A	N	\$ 98,600	\$ -	\$ 98,600	\$ 1.7781	\$ 2.4986	\$ 1,753.20	\$ 2,238.80	\$ 239.87	\$ -	\$ 245.73	\$ 485.60	\$ 69.36	\$ 22.20	\$ 394.04
Board Of Commissioners Monroe County, The	53-04-36-302-025.000-011		1A	N	\$ -	\$ -	\$ -	\$ 1.7781	\$ 2.4986	\$ -	\$ -	\$ -	\$ -	\$ -	\$ -	\$ -	\$ -	\$ -
Strickler, Kevin B & Beckman, Joyce A	53-04-36-303-058.000-011		1A	N	\$ 141,200	\$ 81,670	\$ 59,530	\$ 1.7781	\$ 2.4986	\$ 1,018.48	\$ 1,581.45	\$ 169.45	\$ -	\$ 393.52	\$ 562.97	\$ 69.36	\$ 22.20	\$ 471.41
Easterling, Darlene N	53-04-36-301-013.000-011		1A	N	\$ 109,100	\$ 70,435	\$ 38,665	\$ 1.7781	\$ 2.4986	\$ 661.50	\$ 1,041.11	\$ 111.55	\$ -	\$ 268.06	\$ 379.61	\$ 69.36	\$ 22.20	\$ 288.05
Harrell, John R. & Martha J.	53-04-36-303-083.000-011		1A	N	\$ 108,500	\$ 67,225	\$ 41,275	\$ 1.7781	\$ 2.4986	\$ 706.16	\$ 1,111.38	\$ 119.08	\$ -	\$ 286.14	\$ 405.22	\$ 69.36	\$ 22.20	\$ 313.66
Harrington, Carl E & Rita J	53-04-36-303-008.000-011		1A	N	\$ 184,200	\$ 135,680	\$ 48,520	\$ 1.7781	\$ 2.4986	\$ 830.10	\$ 1,306.45	\$ 139.97	\$ -	\$ 336.38	\$ 476.35	\$ 69.36	\$ 22.20	\$ 384.79
LaSota, Mildred W & Shipley, Vicki Ann	53-04-36-303-069.000-011		1A	N	\$ 139,100	\$ 94,935	\$ 44,165	\$ 1.7781	\$ 2.4986	\$ 608.28	\$ 620.45	\$ -	\$ -	\$ 12.17	\$ 12.17	\$ 69.36	\$ 22.20	\$ (79.39)
Brown, Karen S	53-04-36-302-027.000-011		1A	N	\$ 123,700	\$ 75,545	\$ 48,155	\$ 1.7781	\$ 2.4986	\$ 823.86	\$ 1,296.65	\$ 138.94	\$ -	\$ 333.86	\$ 472.79	\$ 69.36	\$ 22.20	\$ 381.23
Kimble, Royce L & Gena M	53-04-35-300-024.000-011	2117	1A	N	\$ 136,900	\$ 73,245	\$ 63,655	\$ 1.7781	\$ 2.4986	\$ 1,096.58	\$ 1,721.28	\$ 184.43	\$ -	\$ 440.27	\$ 624.70	\$ -	\$ -	\$ 624.70
Davidson, Kenneth R & Davidson, John S & Chesnut, Janice & L / E Elizabeth David	53-04-36-303-078.000-011		1A	N	\$ 147,600	\$ 94,910	\$ 52,690	\$ 1.7781	\$ 2.4986	\$ 614.16	\$ 626.44	\$ -	\$ -	\$ 12.28	\$ 12.28	\$ 69.36	\$ 22.20	\$ (79.28)
Martin, Jan E	53-04-36-301-010.000-011		1A	N	\$ 154,700	\$ 86,395	\$ 68,305	\$ 1.7781	\$ 2.4986	\$ 1,168.60	\$ 1,732.65	\$ 185.65	\$ -	\$ 378.40	\$ 564.05	\$ 69.36	\$ 22.20	\$ 472.49
Baxter Healthcare Corporation	53-09-01-100-019.000-015		1A	N	\$ 97,200	\$ -	\$ 97,200	\$ 1.5790	\$ 2.3198	\$ 1,534.80	\$ 2,525.42	\$ 270.58	\$ -	\$ 720.04	\$ 990.62	\$ -	\$ -	\$ 990.62
Fox, Tracy E & Johnna M	53-09-01-209-039.000-015		1A	N	\$ 132,600	\$ 117,445	\$ 15,155	\$ 1.5790	\$ 2.3198	\$ 230.80	\$ 379.77	\$ 40.70	\$ -	\$ 108.28	\$ 148.97	\$ 69.36	\$ 14.76	\$ 64.85
Elliott, Darla S & Tony W Elliott	53-09-01-213-039.000-015		1A	N	\$ 124,500	\$ 75,825	\$ 48,675	\$ 1.5790	\$ 2.3198	\$ 741.28	\$ 1,219.75	\$ 130.69	\$ -	\$ 347.78	\$ 478.47	\$ 69.36	\$ 14.76	\$ 394.35
Board Of Commissioners Monroe County, The	53-09-01-100-003.000-015		1A	N	\$ -	\$ -	\$ -	\$ 1.5790	\$ 2.3198	\$ -	\$ -	\$ -	\$ -	\$ -	\$ -	\$ -	\$ -	\$ -
Parker, Christopher A	53-09-01-212-018.000-015		1A	N	\$ 141,300	\$ 81,705	\$ 59,595	\$ 1.5790	\$ 2.3198	\$ 422.76	\$ 1,493.38	\$ 160.00	\$ -	\$ 910.62	\$ 1,070.62	\$ 69.36	\$ 22.20	\$ 979.06
State Of Indiana	53-09-01-002-100-003.000-015		1A	N	\$ -	\$ -	\$ -	\$ 1.5790	\$ 2.3198	\$ -	\$ -	\$ -	\$ -	\$ -	\$ -	\$ -	\$ -	\$ -
McKinley, Brian & Csilla	53-09-01-302-011.000-015		1A	N	\$ 128,200	\$ 77,120	\$ 51,080	\$ 1.5790	\$ 2.3198	\$ 777.92	\$ 1,280.03	\$ 137.15	\$ -	\$ 364.95	\$ 502.11	\$ 69.36	\$ 22.20	\$ 410.55
2450 Curry LLC	53-09-12-300-023.000-015		1A	N	\$ 520,400	\$ -	\$ 520,400	\$ 1.5790	\$ 2.3198	\$ 8,217.12	\$ 13,520.85	\$ 1,448.66	\$ -	\$ 3,855.07	\$ 5,303.73	\$ -	\$ -	\$ 5,303.73
Burke, Henry CJR	53-09-01-209-050.000-015		1A	N	\$ 135,600	\$ 79,710	\$ 55,890	\$ 1.5790	\$ 2.3198	\$ 851.16	\$ 1,400.55	\$ 150.06	\$ -	\$ 399.33	\$ 549.39	\$ 69.36	\$ 22.20	\$ 457.83
Hawk, Donna K & Christopher W	53-09-01-209-002.000-015		1A	N	\$ 137,800	\$ 91,480	\$ 46,320	\$ 1.5790	\$ 2.3198	\$ 400.40	\$ 408.41	\$ -	\$ -	\$ 8.01	\$ 8.01	\$ 69.36	\$ 14.76	\$ (76.11)
Bunch, PamElla M & Ronald L	53-09-01-212-034.000-015		1A	N	\$ 123,300	\$ 72,405	\$ 50,895	\$ 1.5790	\$ 2.3198	\$ 775.08	\$ 1,275.37	\$ 136.64	\$ -	\$ 363.65	\$ 500.29	\$ 69.36	\$ 14.76	\$ 416.17
Dowding, John	53-09-01-209-010.000-015		1A	N	\$ 158,500	\$ 126,160	\$ 32,340	\$ 1.5790	\$ 2.3198	\$ 492.52	\$ 810.42	\$ 86.83	\$ -	\$ 231.06	\$ 317.90	\$ 69.36	\$ 14.76	\$ 233.78
Arthur, Robert F Sr & Mary E Trust W/I/e	53-09-12-201-008.000-015		1A	N	\$ 112,700	\$ 82,695	\$ 30,005	\$ 1.5790	\$ 2.3198	\$ 387.56	\$ 395.31	\$ -	\$ -	\$ 7.75	\$ 7.75	\$ 69.36	\$ 14.76	\$ (76.37)
State Of Indiana	53-01-70-521-013.000-016		1A	N	\$ -	\$ -	\$ -	\$ 2.1022	\$ 2.1028	\$ -	\$ -	\$ -	\$ -	\$ -	\$ -	\$ -	\$ -	\$ -
Clark, Lessel Leon	53-09-01-211-011.000-015		1A	N	\$ 142,500	\$ 82,125	\$ 60,375	\$ 1.5790	\$ 2.3198	\$ 919.48	\$ 1,512.94	\$ 162.10	\$ -	\$ 431.36	\$ 593.46	\$ 69.36	\$ 14.76	\$ 509.34
Ketchem, Richard Wayne & Sandra E	53-09-01-209-034.000-015		1A	N	\$ 141,300	\$ 120,665	\$ 20,635	\$ 1.5790	\$ 2.3198	\$ 293.48	\$ 517.09	\$ 55.40	\$ -	\$ 168.21	\$ 223.61	\$ 69.36	\$ 14.76	\$ 139.49
United Pentacostal Church Of Highland Village, Inc.	53-09-01-100-007.000-015		1A	N	\$ 1,799,300	\$ 1,799,300	\$ -	\$ 1.5790	\$ 2.3198	\$ -	\$ -	\$ -	\$ -	\$ -	\$ -	\$ -	\$ -	\$ -
Summerville, Morris M & Tammy	53-09-01-212-020.000-015	2030	1A	N	\$ 201,000	\$ 99,600	\$ 101,400	\$ 1.5790	\$ 2.3198	\$ 1,544.24	\$ 2,360.57	\$ 252.92	\$ -	\$ 563.41	\$ 816.33	\$ 69.36	\$ 22.20	\$ 724.77
McCormick, Patricia	53-09-01-212-033.000-015		1A	N	\$ 168,400	\$ 105,190	\$ 63,210	\$ 1.5790	\$ 2.3198	\$ 860.90	\$ 878.12	\$ -	\$ -	\$ 17.22	\$ 17.22	\$ 69.36	\$ 22.20	\$ (74.34)
Chamberlain, Lafayette & Martha J	53-09-02-200-171.000-015	1935	1A	N	\$ 238,200	\$ 115,620	\$ 122,580	\$ 1.5790	\$ 2.3198	\$ 1,866.80	\$ 2,800.06	\$ 300.01	\$ -	\$ 633.24	\$ 933.26	\$ 69.36	\$ 22.20	\$ 841.70
Carrera, Rafael & Arcelia	53-09-02-200-168.000-015	1958	1A	N	\$ 229,500	\$ 112,575	\$ 116,925	\$ 1.5790	\$ 2.3198	\$ 1,780.68	\$ 2,696.51	\$ 288.91	\$ -	\$ 626.92	\$ 915.83	\$ 69.36	\$ 22.20	\$ 824.27
Maclean, Shawn	53-09-02-200-187.000-015	1936	1A	N	\$ 184,300	\$ 96,755	\$ 87,545	\$ 1.5790	\$ 2.3198	\$ 1,333.24	\$ 2,158.57	\$ 231.27	\$ -	\$ 594.07	\$ 825.33	\$ 69.36	\$ 22.20	\$ 733.77

City of Bloomington

Area #1A: South-West Annexation Area - Tax Impacts Analysis

Note (1): This section shows the inc/(dec) in tax bills due to differences between township fire protection rates and the Monroe Fire Protection District fire rate

Owner Name	Parcel #	Waiver	Annexation Area	AG	2020 Pay 2021 Gross AV	2020 Pay 2021 Deductions /Exemptions	2020 Pay 2021 NAV	Pre-Annex 2020 Pay 2021 Prop Tax Rate	Post-Annex Prop Tax Rate	Pre-Annex Tax Bill	Post-Annex Tax Bill	Net Tax Bill Increase Due Solely to AV Growth (12% - Aggregate over 4 years)	Net Tax Bill Increase Due to Difference Between Fire Rates (1)	Net Tax Bill Increase Due to Annexation	Total Post-Annexation Net Tax Bill Increase	Benefit 1 Yearly Sewer Bill Savings (@ 4000 Gal/Month)	Benefit 2 Yearly Fire Protection (Water Surcharge) Savings	Post-Annex Tax Bill Inc/(Dec) Net of Benefits
Delp, Dana A & Jacqueline S	53-09-02-200-175.000-015		1A	N	\$ 192,500	\$ 99,625	\$ 92,875	\$ 1.5790	\$ 2.3198	\$ 1,414.42	\$ 2,256.17	\$ 241.73	\$ -	\$ 600.02	\$ 841.75	\$ 69.36	\$ 22.20	\$ 750.19
Rabadi, Yazeed & Elizabeth Adams	53-09-02-200-186.000-015	1965	1A	N	\$ 239,800	\$ 116,180	\$ 123,620	\$ 1.5790	\$ 2.3198	\$ 1,882.64	\$ 2,819.08	\$ 302.04	\$ -	\$ 634.41	\$ 936.44	\$ 69.36	\$ 22.20	\$ 844.88
Barman, Josh	53-09-02-300-082.000-015	1937	1A	N	\$ 174,700	\$ 118,355	\$ 56,345	\$ 1.5790	\$ 2.3198	\$ 858.10	\$ 1,411.95	\$ 151.27	\$ -	\$ 402.58	\$ 553.85	\$ 69.36	\$ 22.20	\$ 462.29
Gregory, Honey M	53-09-02-300-079.000-015	1957	1A	N	\$ 199,200	\$ 101,970	\$ 97,230	\$ 1.5790	\$ 2.3198	\$ 1,480.74	\$ 2,335.92	\$ 250.28	\$ -	\$ 604.89	\$ 855.18	\$ 69.36	\$ 22.20	\$ 763.62
Haug, Eric S	53-09-02-300-073.000-015	1893	1A	N	\$ 178,700	\$ 94,795	\$ 83,905	\$ 1.5790	\$ 2.3198	\$ 1,277.80	\$ 2,091.95	\$ 224.14	\$ -	\$ 590.00	\$ 814.15	\$ 69.36	\$ 22.20	\$ 722.59
Litz, Kevin & Bethany	53-09-02-300-072.000-015	1956	1A	N	\$ 193,300	\$ 99,905	\$ 93,395	\$ 1.5790	\$ 2.3198	\$ 1,422.34	\$ 2,265.68	\$ 242.74	\$ -	\$ 600.60	\$ 843.34	\$ 69.36	\$ 22.20	\$ 751.78
Deckard, Shirley	53-09-02-300-086.000-015	1892	1A	N	\$ 172,300	\$ 89,555	\$ 82,745	\$ 1.5790	\$ 2.3198	\$ 1,260.14	\$ 2,019.00	\$ 216.31	\$ -	\$ 542.54	\$ 758.86	\$ 69.36	\$ 22.20	\$ 667.30
Hewett, Crystal N.	53-09-02-300-071.000-015	1967	1A	N	\$ 230,700	\$ 112,995	\$ 117,705	\$ 1.5790	\$ 2.3198	\$ 1,792.56	\$ 2,710.80	\$ 290.45	\$ -	\$ 627.79	\$ 918.24	\$ 69.36	\$ 22.20	\$ 826.68
Tillman, Leon	53-09-02-300-049.000-015	1999	1A	N	\$ 140,400	\$ 81,390	\$ 59,010	\$ 1.5790	\$ 2.3198	\$ 898.68	\$ 1,478.72	\$ 158.43	\$ -	\$ 421.61	\$ 580.04	\$ 69.36	\$ 22.20	\$ 488.48
Deckard, Rena L	53-09-02-300-017.000-015	2011	1A	N	\$ 132,600	\$ 78,660	\$ 53,940	\$ 1.5790	\$ 2.3198	\$ 821.46	\$ 1,351.68	\$ 144.83	\$ -	\$ 385.39	\$ 530.22	\$ 69.36	\$ 22.20	\$ 438.66
Church, David	53-09-02-300-048.000-015	2002	1A	N	\$ 189,400	\$ 98,540	\$ 90,860	\$ 1.5790	\$ 2.3198	\$ 1,383.72	\$ 2,219.27	\$ 237.78	\$ -	\$ 597.78	\$ 835.55	\$ 69.36	\$ 22.20	\$ 743.99
Lucas, Kristopher; Stephens, Brandi	53-09-02-300-028.000-015	1981	1A	N	\$ 166,600	\$ 90,560	\$ 76,040	\$ 1.5790	\$ 2.3198	\$ 1,158.04	\$ 1,905.49	\$ 204.16	\$ -	\$ 543.28	\$ 747.45	\$ 69.36	\$ 22.20	\$ 655.89
Gentry, Edward	53-09-02-300-040.000-015	2009	1A	N	\$ 157,600	\$ 87,410	\$ 70,190	\$ 1.5790	\$ 2.3198	\$ 1,068.94	\$ 1,758.89	\$ 188.46	\$ -	\$ 501.49	\$ 689.95	\$ 69.36	\$ 22.20	\$ 598.39
Lindamood, Maggie M; VanCamp, Ian V	53-09-02-300-014.000-015	1986	1A	N	\$ 160,900	\$ 88,460	\$ 72,440	\$ 1.5790	\$ 2.3198	\$ 1,103.20	\$ 1,815.28	\$ 194.50	\$ -	\$ 517.58	\$ 712.08	\$ 69.36	\$ 22.20	\$ 620.52
Koontz, Keith L & Betty J	53-09-02-300-034.000-015	2008	1A	N	\$ 156,800	\$ 101,130	\$ 55,670	\$ 1.5790	\$ 2.3198	\$ 590.88	\$ 602.70	\$ -	\$ -	\$ 11.82	\$ 11.82	\$ 69.36	\$ 22.20	\$ (79.74)
Kumar, Siddharth Sai	53-09-02-300-005.000-015	1891	1A	N	\$ 182,800	\$ 96,230	\$ 86,570	\$ 1.5790	\$ 2.3198	\$ 1,318.40	\$ 2,140.72	\$ 229.36	\$ -	\$ 592.97	\$ 822.32	\$ 69.36	\$ 22.20	\$ 730.76
Rogers, Sandra A & Rogers, Clifford E	53-09-02-300-088.000-015	2000	1A	N	\$ 151,800	\$ 124,340	\$ 27,460	\$ 1.5790	\$ 2.3198	\$ 418.20	\$ 688.11	\$ 73.72	\$ -	\$ 196.19	\$ 269.91	\$ 69.36	\$ 22.20	\$ 178.35
Owings, Austin Otis & Owings, Phyllis Joan	53-09-01-202-021.000-015		1A	N	\$ 135,700	\$ 90,745	\$ 44,955	\$ 1.5790	\$ 2.3198	\$ 349.76	\$ 356.76	\$ -	\$ -	\$ 7.00	\$ 7.00	\$ -	\$ -	\$ 7.00
John E Byers LLC	53-09-01-202-004.000-015		1A	N	\$ 98,200	\$ -	\$ 98,200	\$ 1.5790	\$ 2.3198	\$ 1,550.58	\$ 2,305.59	\$ 247.03	\$ -	\$ 507.99	\$ 755.01	\$ 69.36	\$ 22.20	\$ 663.45
Carlson, Lee T & Kristi L	53-09-12-201-007.000-015		1A	N	\$ 149,600	\$ -	\$ 149,600	\$ 1.5790	\$ 2.3198	\$ 2,362.18	\$ 3,512.39	\$ 376.33	\$ -	\$ 773.88	\$ 1,150.21	\$ -	\$ -	\$ 1,150.21
Hall, Angela S	53-09-01-213-034.000-015		1A	N	\$ 149,400	\$ 84,540	\$ 64,860	\$ 1.5790	\$ 2.3198	\$ 987.76	\$ 1,625.32	\$ 174.14	\$ -	\$ 463.42	\$ 637.56	\$ 69.36	\$ 14.76	\$ 553.44
McCutchen, Rebecca S	53-09-02-100-013.000-015		1A	N	\$ 86,300	\$ 73,455	\$ 12,845	\$ 1.5790	\$ 2.3198	\$ 153.92	\$ 157.00	\$ -	\$ -	\$ 3.08	\$ 3.08	\$ 69.36	\$ 22.20	\$ (88.48)
Fleener, Mary Jane	53-09-12-300-024.000-015	1785	1A	N	\$ 100,400	\$ -	\$ 100,400	\$ 1.5790	\$ 2.3198	\$ 1,585.32	\$ 2,366.51	\$ 253.55	\$ -	\$ 527.63	\$ 781.19	\$ 69.36	\$ 14.76	\$ 697.07
Workman, Norma J	53-09-01-210-016.000-015		1A	N	\$ 160,600	\$ 85,145	\$ 75,455	\$ 1.5790	\$ 2.3198	\$ 1,149.64	\$ 1,891.67	\$ 202.69	\$ -	\$ 539.35	\$ 742.03	\$ 69.36	\$ 14.76	\$ 657.91
Montgomery, Raymond	53-09-12-201-033.000-015		1A	N	\$ 178,000	\$ 94,340	\$ 83,660	\$ 1.5790	\$ 2.3198	\$ 1,274.08	\$ 2,077.11	\$ 222.54	\$ -	\$ 580.48	\$ 803.03	\$ 69.36	\$ 14.76	\$ 718.91
Pruett, Roger D & Marsha J	53-09-12-201-039.000-015		1A	N	\$ 129,900	\$ 77,715	\$ 52,185	\$ 1.5790	\$ 2.3198	\$ 794.74	\$ 1,307.70	\$ 140.11	\$ -	\$ 372.86	\$ 512.96	\$ 69.36	\$ 22.20	\$ 421.40
Harpool, Ruth A & Benedict , Janelle D	53-09-02-300-024.000-015		1A	N	\$ 177,000	\$ 94,200	\$ 82,800	\$ 1.5790	\$ 2.3198	\$ 1,260.98	\$ 2,071.70	\$ 221.97	\$ -	\$ 588.76	\$ 810.72	\$ 69.36	\$ 22.20	\$ 719.16
Smith, Douglas D	53-04-36-100-046.000-011	1130	1A	N	\$ 136,500	\$ 79,990	\$ 56,510	\$ 1.7781	\$ 2.4986	\$ 966.80	\$ 1,521.60	\$ 163.02	\$ -	\$ 391.78	\$ 554.80	\$ 69.36	\$ 14.76	\$ 470.68
Chambers, Kenneth R & Carolyn F	53-04-36-303-080.000-011		1A	N	\$ 127,900	\$ 88,015	\$ 39,885	\$ 1.7781	\$ 2.4986	\$ 507.74	\$ 517.89	\$ -	\$ -	\$ 10.15	\$ 10.15	\$ 69.36	\$ 22.20	\$ (81.41)
Dyer, Candice S	53-00-71-088-000.000-011	1815	1A	N	\$ 127,700	\$ 115,905	\$ 11,795	\$ 1.7781	\$ 2.4986	\$ 201.80	\$ 317.59	\$ 34.02	\$ -	\$ 81.77	\$ 115.79	\$ 69.36	\$ 22.20	\$ 24.23
Abb Inc	53-04-36-100-054.000-011		1A	N	\$ 3,373,500	\$ -	\$ 3,373,500	\$ 1.7781	\$ 2.4986	\$ 59,984.20	\$ 94,406.36	\$ 10,114.97	\$ -	\$ 24,307.20	\$ 34,422.16	\$ -	\$ -	\$ 34,422.16
Patriot Unlimited LLC	53-04-36-200-003.000-011		1A	N	\$ 133,000	\$ 78,800	\$ 54,200	\$ 1.7781	\$ 2.4986	\$ 927.28	\$ 1,459.40	\$ 156.36	\$ -	\$ 375.76	\$ 532.12	\$ 69.36	\$ 22.20	\$ 440.56
Board Of Commissioners Of	53-04-36-200-005.000-011		1A	N	\$ -	\$ -	\$ -	\$ 1.7781	\$ 2.4986	\$ -	\$ -	\$ -	\$ -	\$ -	\$ -	\$ -	\$ -	\$ -
Stephenson, Helen	53-04-36-200-023.000-011		1A	N	\$ 150,700	\$ 78,565	\$ 72,135	\$ 1.7781	\$ 2.4986	\$ 1,240.72	\$ 1,852.33	\$ 198.46	\$ -	\$ 413.15	\$ 611.61	\$ 69.36	\$ 22.20	\$ 520.05
Baxter, Donna M & Frederick Glen	53-04-36-302-024.000-011		1A	N	\$ 118,200	\$ 87,620	\$ 30,580	\$ 1.7781	\$ 2.4986	\$ 523.18	\$ 533.64	\$ -	\$ -	\$ 10.46	\$ 10.46	\$ 69.36	\$ 22.20	\$ (81.10)
Stogsdill, Karen Sue	53-09-01-212-014.000-015		1A	N	\$ 172,700	\$ 92,695	\$ 80,005	\$ 1.5790	\$ 2.3198	\$ 1,218.42	\$ 2,004.86	\$ 214.81	\$ -	\$ 571.62	\$ 786.44	\$ 69.36	\$ 14.76	\$ 702.32
Sonneborn, Michael G Revocable Trust	53-09-12-100-002.000-015		1A	N	\$ 308,300	\$ -	\$ 308,300	\$ 1.5790	\$ 2.3198	\$ 4,868.06	\$ 8,010.14	\$ 858.23	\$ -	\$ 2,283.85	\$ 3,142.08	\$ 69.36	\$ 14.76	\$ 3,057.96
Cain, Dwight L & Grace L	53-09-01-213-022.000-015		1A	N	\$ 158,200	\$ 98,620	\$ 59,580	\$ 1.5790	\$ 2.3198	\$ 453.66	\$ 462.73	\$ -	\$ -	\$ 9.07	\$ 9.07	\$ 69.36	\$ 14.76	\$ (75.05)
Caldwell Family Trust	53-09-01-302-023.000-015		1A	N	\$ 88,800	\$ -	\$ 88,800	\$ 1.5790	\$ 2.3198	\$ 1,402.16	\$ 2,085.65	\$ 223.46	\$ -	\$ 460.02	\$ 683.49	\$ 69.36	\$ 14.76	\$ 599.37
Housing Associates LLC	53-09-12-200-005.000-015		1A	N	\$ 275,800	\$ -	\$ 275,800	\$ 1.5790	\$ 2.3198	\$ 4,354.88	\$ 6,485.15	\$ 694.84	\$ -	\$ 1,435.43	\$ 2,130.27	\$ 69.36	\$ 74.16	\$ 1,986.75
Ingram, Mitchell R	53-09-01-209-060.000-015		1A	N	\$ 131,900	\$ 78,415	\$ 53,485	\$ 1.5790	\$ 2.3198	\$ 814.54	\$ 1,340.28	\$ 143.60	\$ -	\$ 382.14	\$ 525.74	\$ 69.36	\$ 14.76	\$ 441.62
Beck, Kay E	53-09-01-209-052.000-015		1A	N	\$ 132,700	\$ 89,695	\$ 43,005	\$ 1.5790	\$ 2.3198	\$ 399.32	\$ 407.31	\$ -	\$ -	\$ 7.99	\$ 7.99	\$ 69.36	\$ 22.20	\$ (83.57)
Jones, Esther	53-09-01-202-020.000-015		1A	N	\$ 174,500	\$ 93,150	\$ 81,350	\$ 1.5790	\$ 2.3198	\$ 1,238.90	\$ 2,036.54	\$ 218.20	\$ -	\$ 579.44	\$ 797.64	\$ 69.36	\$ 14.76	\$ 713.52
Miller, David C Jr & Celene M	53-09-01-211-021.000-015		1A	N	\$ 171,600	\$ 89,310	\$ 82,290	\$ 1.5790	\$ 2.3198	\$ 1,253.22	\$ 2,010.68	\$ 215.43	\$ -	\$ 542.03	\$ 757.46	\$ 69.36	\$ 14.76	\$ 673.34
Baker, Danielle Marie	53-09-01-302-014.000-015	2047	1A	N	\$ 102,900	\$ 65,265	\$ 37,635	\$ 1.5790	\$ 2.3198	\$ 573.16	\$ 943.10	\$ 101.04	\$ -	\$ 268.89	\$ 369.94	\$ 69.36	\$ 22.20	\$ 278.38
Wexley Properties LLC	53-09-01-302-008.000-015	2047	1A	N	\$ 102,900	\$ -	\$ 102,900	\$ 1.5790	\$ 2.3198	\$ 1,624.80	\$ 2,415.94	\$ 258.85	\$ -	\$ 532.29	\$ 791.14	\$ 69.36	\$ 22.20	\$ 699.58
UDB Holdings LLC	53-09-01-302-003.000-015		1A	N	\$ 20,000	\$ -	\$ 20,000	\$ 1.5790	\$ 2.3198	\$ 315.80	\$ 519.63	\$ 55.67	\$ -	\$ 148.16	\$ 203.83	\$ -	\$ -	\$ 203.83
Seeber, John	53-09-01-302-025.000-015		1A	N	\$ 20,000	\$ -	\$ 20,000	\$ 1.5790	\$ 2.3198	\$ 315.80	\$ 519.63	\$ 55.67	\$ -	\$ 148.16	\$ 203.83	\$ -	\$ -	\$ 203.83
Public Investment Corp	53-09-01-302-024.000-015		1A	N	\$ 20,000	\$ -	\$ 20,000	\$ 1.5790	\$ 2.3198	\$ 315.80	\$ 519.63	\$ 55.67	\$ -	\$ 148.16	\$ 203.83	\$ -	\$ -	\$ 203.83
UDB Holdings LLC	53-09-01-302-028.000-015		1A	N	\$ 20,000	\$ -	\$ 20,000	\$ 1.5790	\$ 2.3198	\$ 315.80	\$ 519.63	\$ 55.67	\$ -	\$ 148.16	\$ 203.83	\$ -	\$ -	\$ 203.83
Welch, Wendy E	53-09-01-302-012.000-015		1A	N	\$ 1,800	\$ -	\$ 1,800	\$ 1.5790	\$ 2.3198	\$ 28.42	\$ 46.77	\$ 5.01	\$ -	\$ 13.34	\$ 18.35	\$ -	\$ -	\$ 18.35

City of Bloomington

Area #1A: South-West Annexation Area - Tax Impacts Analysis

Note (1): This section shows the inc/(dec) in tax bills due to differences between township fire protection rates and the Monroe Fire Protection District fire rate

Owner Name	Parcel #	Waiver	Annexation Area	AG	2020 Pay 2021 Gross AV	2020 Pay 2021 Deductions /Exemptions	2020 Pay 2021 NAV	Pre-Annex 2020 Pay 2021 Prop Tax Rate	Post-Annex Prop Tax Rate	Pre-Annex Tax Bill	Post-Annex Tax Bill	Net Tax Bill Increase Due Solely to AV Growth (12% - Aggregate over 4 years)	Net Tax Bill Increase Due to Difference Between Fire Rates (1)	Net Tax Bill Increase Due to Annexation	Total Post-Annexation Net Tax Bill Increase	Benefit 1 Yearly Sewer Bill Savings (@ 4000 Gal/Month)	Benefit 2 Yearly Fire Protection (Water Surcharge) Savings	Post-Annex Tax Bill Inc/(Dec) Net of Benefits
Wexley Properties LLC	53-09-01-302-004.000-015	2047	1A	N	\$ 93,000	\$ -	\$ 93,000	\$ 1.5790	\$ 2.3198	\$ 1,468.48	\$ 2,183.51	\$ 233.95	\$ -	\$ 481.08	\$ 715.03	\$ 69.36	\$ 22.20	\$ 623.47
Pearson, Jeromy & Michell	53-09-01-302-001.000-015		1A	N	\$ 19,800	\$ -	\$ 19,800	\$ 1.5790	\$ 2.3198	\$ 312.64	\$ 514.44	\$ 55.12	\$ -	\$ 146.68	\$ 201.80	\$ -	\$ -	\$ 201.80
Boddie, Henry Joe & Dellsie Hooks	53-09-01-213-005.000-015		1A	N	\$ 153,400	\$ 82,940	\$ 70,460	\$ 1.5790	\$ 2.3198	\$ 1,073.04	\$ 1,765.65	\$ 189.17	\$ -	\$ 503.44	\$ 692.61	\$ 69.36	\$ 14.76	\$ 608.49
Stone, Shirlee S	53-09-01-202-010.000-015	1726	1A	N	\$ 141,500	\$ 95,775	\$ 45,725	\$ 1.5790	\$ 2.3198	\$ 384.50	\$ 392.19	\$ -	\$ -	\$ 7.69	\$ 7.69	\$ -	\$ -	\$ 7.69
B-B Investment Properties, Inc	53-09-01-301-012.000-015	1267	1A	N	\$ 153,900	\$ -	\$ 153,900	\$ 1.5790	\$ 2.3198	\$ 2,430.08	\$ 3,613.35	\$ 387.14	\$ -	\$ 796.13	\$ 1,183.27	\$ -	\$ -	\$ 1,183.27
Wilson, Sarah Ira; Equity Trust Company fbo	53-09-01-301-014.000-015	1267	1A	N	\$ 137,200	\$ -	\$ 137,200	\$ 1.5790	\$ 2.3198	\$ 2,166.40	\$ 3,221.26	\$ 345.13	\$ -	\$ 709.72	\$ 1,054.86	\$ -	\$ -	\$ 1,054.86
Fyffe, David R	53-09-01-301-015.000-015	2449	1A	N	\$ 89,300	\$ -	\$ 89,300	\$ 1.5790	\$ 2.3198	\$ 1,410.04	\$ 2,121.17	\$ 227.27	\$ -	\$ 483.86	\$ 711.13	\$ 69.36	\$ 22.20	\$ 619.57
Mason, James F & Cynthia	53-09-01-301-013.000-015	1267	1A	N	\$ 152,600	\$ -	\$ 152,600	\$ 1.5790	\$ 2.3198	\$ 2,409.56	\$ 3,587.83	\$ 384.41	\$ -	\$ 793.86	\$ 1,178.27	\$ -	\$ -	\$ 1,178.27
Bolinger, Brittany S & Turk, Matthew D	53-09-01-301-008.000-015	1784	1A	N	\$ 109,100	\$ 70,435	\$ 38,665	\$ 1.5790	\$ 2.3198	\$ 588.84	\$ 968.91	\$ 103.82	\$ -	\$ 276.26	\$ 380.07	\$ -	\$ -	\$ 380.07
Hickory Grove LLC	53-09-01-301-009.000-015	1267	1A	N	\$ 159,600	\$ -	\$ 159,600	\$ 1.5790	\$ 2.3198	\$ 2,520.08	\$ 3,750.43	\$ 401.83	\$ -	\$ 828.52	\$ 1,230.35	\$ -	\$ -	\$ 1,230.35
Burt, Rachel J	53-09-01-301-006.000-015	1267	1A	N	\$ 103,800	\$ 68,580	\$ 35,220	\$ 1.5790	\$ 2.3198	\$ 536.36	\$ 882.57	\$ 94.55	\$ -	\$ 251.65	\$ 346.21	\$ 69.36	\$ 37.08	\$ 239.77
D & Z Quality Properties LLC	53-09-01-301-003.000-015	1267	1A	N	\$ 158,700	\$ -	\$ 158,700	\$ 1.5790	\$ 2.3198	\$ 2,505.88	\$ 3,726.05	\$ 399.22	\$ -	\$ 820.95	\$ 1,220.17	\$ -	\$ -	\$ 1,220.17
Schumm, Michael J & Karen A	53-09-01-301-007.000-015	1267	1A	N	\$ 163,600	\$ -	\$ 163,600	\$ 1.5790	\$ 2.3198	\$ 2,583.24	\$ 3,844.10	\$ 411.87	\$ -	\$ 848.99	\$ 1,260.86	\$ -	\$ -	\$ 1,260.86
Crouch, Jeanelle E	53-09-01-302-022.000-015		1A	N	\$ 96,100	\$ 65,885	\$ 30,215	\$ 1.5790	\$ 2.3198	\$ 460.16	\$ 757.17	\$ 81.13	\$ -	\$ 215.88	\$ 297.01	\$ 69.36	\$ 14.76	\$ 212.89
Gross, Charles K & Shirley J	53-09-02-101-001.000-015		1A	N	\$ 223,100	\$ 107,080	\$ 116,020	\$ 1.5790	\$ 2.3198	\$ 1,770.44	\$ 2,676.58	\$ 286.77	\$ -	\$ 619.37	\$ 906.14	\$ 69.36	\$ 22.20	\$ 814.58
Schultz, Aaron J	53-09-01-210-007.000-015		1A	N	\$ 169,200	\$ 91,470	\$ 77,730	\$ 1.5790	\$ 2.3198	\$ 1,183.76	\$ 1,947.84	\$ 208.70	\$ -	\$ 555.37	\$ 764.08	\$ 69.36	\$ 22.20	\$ 672.52
Tancreti, Regis T & Ronald A Tancreti	53-09-01-302-020.000-015		1A	N	\$ 99,200	\$ -	\$ 99,200	\$ 1.5790	\$ 2.3198	\$ 1,566.36	\$ 2,329.07	\$ 249.54	\$ -	\$ 513.17	\$ 762.71	\$ 69.36	\$ 22.20	\$ 671.15
daSilva, Neumiro Antonio & Fern Robin-Heller (1/2 interest); daSilva, Lance & El	53-09-12-201-040.000-015		1A	N	\$ 134,000	\$ 79,150	\$ 54,850	\$ 1.5790	\$ 2.3198	\$ 835.32	\$ 1,374.48	\$ 147.27	\$ -	\$ 391.89	\$ 539.16	\$ 69.36	\$ 14.76	\$ 455.04
Gage, Brian K	53-09-12-201-014.000-015		1A	N	\$ 109,300	\$ 67,470	\$ 41,830	\$ 1.5790	\$ 2.3198	\$ 637.10	\$ 1,048.32	\$ 112.33	\$ -	\$ 298.89	\$ 411.22	\$ 69.36	\$ 22.20	\$ 319.66
Bogart, Benjamin and Terri P.	53-09-01-213-006.000-015		1A	N	\$ 187,800	\$ 97,980	\$ 89,820	\$ 1.5790	\$ 2.3198	\$ 1,367.90	\$ 2,200.23	\$ 235.73	\$ -	\$ 596.60	\$ 832.33	\$ -	\$ -	\$ 832.33
Koostard Property Viii LLC	53-09-12-300-033.000-015	1381	1A	N	\$ 469,700	\$ -	\$ 469,700	\$ 1.5790	\$ 2.3198	\$ 7,416.56	\$ 12,203.58	\$ 1,307.53	\$ -	\$ 3,479.49	\$ 4,787.02	\$ -	\$ -	\$ 4,787.02
Medlock, Stephen Tanner	53-09-12-300-052.000-015		1A	N	\$ 16,900	\$ -	\$ 16,900	\$ 1.5790	\$ 2.3198	\$ 266.84	\$ 439.09	\$ 47.05	\$ -	\$ 125.20	\$ 172.25	\$ -	\$ -	\$ 172.25
Medlock, Stephen Tanner	53-09-12-300-049.000-015		1A	N	\$ 102,100	\$ 67,600	\$ 34,500	\$ 1.5790	\$ 2.3198	\$ 525.40	\$ 864.53	\$ 92.63	\$ -	\$ 246.50	\$ 339.13	\$ 69.36	\$ 22.20	\$ 247.57
Vance, Jeremy W & Angela	53-09-12-201-015.000-015		1A	N	\$ 176,700	\$ 94,095	\$ 82,605	\$ 1.5790	\$ 2.3198	\$ 1,258.00	\$ 2,068.14	\$ 221.59	\$ -	\$ 588.55	\$ 810.14	\$ 69.36	\$ 14.76	\$ 726.02
Public Investment Corporation	53-09-01-300-025.000-015		1A	N	\$ 100,500	\$ -	\$ 100,500	\$ 1.5790	\$ 2.3198	\$ 1,586.90	\$ 2,359.60	\$ 252.81	\$ -	\$ 519.88	\$ 772.70	\$ 69.36	\$ 14.76	\$ 688.58
Board Of Commissioners Monroe Co	53-09-01-300-006.000-015		1A	N	\$ -	\$ -	\$ -	\$ 1.5790	\$ 2.3198	\$ -	\$ -	\$ -	\$ -	\$ -	\$ -	\$ -	\$ -	\$ -
Arthur, Joanne Mary Hicks; Parkerson, Susan Gayle Hicks; Trenta, Amanda Leigh Hi	53-09-02-400-010.000-015		1A	N	\$ 174,100	\$ 80,175	\$ 93,925	\$ 1.5790	\$ 2.3198	\$ 1,446.44	\$ 2,380.05	\$ 255.01	\$ -	\$ 678.61	\$ 933.61	\$ 69.36	\$ 22.20	\$ 842.05
Board Of Commissioners Monroe County, The	53-09-01-202-033.000-016		1A	N	\$ -	\$ -	\$ -	\$ 2.1022	\$ 2.1028	\$ -	\$ -	\$ -	\$ -	\$ -	\$ -	\$ -	\$ -	\$ -
Blickendorf, Joseph & Meagan Mabrey	53-09-02-300-091.000-015	1996	1A	N	\$ 184,100	\$ 96,685	\$ 87,415	\$ 1.5790	\$ 2.3198	\$ 1,331.26	\$ 2,156.21	\$ 231.03	\$ -	\$ 593.92	\$ 824.95	\$ 69.36	\$ 22.20	\$ 733.39
Mezger, Jeffrey L & Kelly D	53-09-02-300-074.000-015	2003	1A	N	\$ 204,800	\$ 103,300	\$ 101,500	\$ 1.5790	\$ 2.3198	\$ 1,545.76	\$ 2,383.07	\$ 255.33	\$ -	\$ 581.98	\$ 837.31	\$ 69.36	\$ 22.20	\$ 745.75
Papenmeier, Douglas M & Carolina S	53-09-02-300-083.000-015	2012	1A	N	\$ 218,000	\$ 105,375	\$ 112,625	\$ 1.5790	\$ 2.3198	\$ 1,715.48	\$ 2,569.92	\$ 275.35	\$ -	\$ 579.10	\$ 854.44	\$ 69.36	\$ 22.20	\$ 762.88
Amador, Javier	53-09-02-300-095.000-015	1955	1A	N	\$ 245,000	\$ 118,000	\$ 127,000	\$ 1.5790	\$ 2.3198	\$ 1,934.12	\$ 2,880.98	\$ 308.68	\$ -	\$ 638.18	\$ 946.86	\$ 69.36	\$ 22.20	\$ 855.30
Messina, Brittany N; Eckerle, Zakary M	53-09-02-300-059.000-015	1980	1A	N	\$ 173,300	\$ 117,340	\$ 55,960	\$ 1.5790	\$ 2.3198	\$ 852.24	\$ 1,402.30	\$ 150.24	\$ -	\$ 399.81	\$ 550.06	\$ 69.36	\$ 22.20	\$ 458.50
Sexton, Heather M	53-09-02-300-045.000-015	1938	1A	N	\$ 205,200	\$ 104,070	\$ 101,130	\$ 1.5790	\$ 2.3198	\$ 1,540.12	\$ 2,407.32	\$ 257.94	\$ -	\$ 609.27	\$ 867.20	\$ 69.36	\$ 22.20	\$ 775.64
Kluck, Ryan S & Rachel N	53-09-02-300-025.000-015	1988	1A	N	\$ 224,000	\$ 110,650	\$ 113,350	\$ 1.5790	\$ 2.3198	\$ 1,726.24	\$ 2,631.05	\$ 281.90	\$ -	\$ 622.92	\$ 904.81	\$ 69.36	\$ 22.20	\$ 813.25
Holland, Kathleen S	53-09-02-300-006.000-015	2007	1A	N	\$ 146,200	\$ 95,900	\$ 50,300	\$ 1.5790	\$ 2.3198	\$ 766.04	\$ 1,260.48	\$ 135.05	\$ -	\$ 359.38	\$ 494.44	\$ 69.36	\$ 22.20	\$ 402.88
McElhinney, Ryan & Maricar	53-09-02-300-027.000-015	1963	1A	N	\$ 198,800	\$ 101,830	\$ 96,970	\$ 1.5790	\$ 2.3198	\$ 1,476.80	\$ 2,331.14	\$ 249.76	\$ -	\$ 604.58	\$ 854.34	\$ 69.36	\$ 22.20	\$ 762.78
Yamamoto, Christina M	53-09-02-300-061.000-015	1962	1A	N	\$ 187,100	\$ 122,695	\$ 64,405	\$ 1.5790	\$ 2.3198	\$ 980.84	\$ 1,613.94	\$ 172.93	\$ -	\$ 460.17	\$ 633.10	\$ 69.36	\$ 22.20	\$ 541.54
Bell, Cynthia & Gary	53-09-02-300-047.000-015	1917	1A	N	\$ 192,000	\$ 99,450	\$ 92,550	\$ 1.5790	\$ 2.3198	\$ 1,409.46	\$ 2,250.22	\$ 241.10	\$ -	\$ 599.67	\$ 840.76	\$ 69.36	\$ 22.20	\$ 749.20
Crouch, Eric & Allison	53-09-02-300-036.000-015	1966	1A	N	\$ 191,700	\$ 99,345	\$ 92,355	\$ 1.5790	\$ 2.3198	\$ 1,406.50	\$ 2,246.66	\$ 240.72	\$ -	\$ 599.44	\$ 840.16	\$ 69.36	\$ 22.20	\$ 748.60
Liverman, Thomas E & Emily S	53-09-02-300-078.000-015	1987	1A	N	\$ 200,000	\$ 102,250	\$ 97,750	\$ 1.5790	\$ 2.3198	\$ 1,488.66	\$ 2,345.43	\$ 251.30	\$ -	\$ 605.47	\$ 856.77	\$ 69.36	\$ 22.20	\$ 765.21
Hall, Robert & Catherine	53-09-02-200-181.000-015	2037	1A	N	\$ 210,400	\$ 105,715	\$ 104,685	\$ 1.5790	\$ 2.3198	\$ 1,594.28	\$ 2,463.78	\$ 263.97	\$ -	\$ 605.53	\$ 869.50	\$ 69.36	\$ 22.20	\$ 777.94
McGuire, Joshua	53-09-02-200-183.000-015	2037	1A	N	\$ 204,200	\$ 103,720	\$ 100,480	\$ 1.5790	\$ 2.3198	\$ 1,530.24	\$ 2,395.42	\$ 256.66	\$ -	\$ 608.52	\$ 865.18	\$ 69.36	\$ 22.20	\$ 773.62
Harris, Walter Braxton & Sydney E	53-09-02-200-182.000-015	2309	1A	N	\$ 218,800	\$ 108,830	\$ 109,970	\$ 1.5790	\$ 2.3198	\$ 1,674.76	\$ 2,569.16	\$ 275.26	\$ -	\$ 619.14	\$ 894.40	\$ 69.36	\$ 22.20	\$ 802.84
Kay, John D	53-09-02-300-089.000-015	2037	1A	N	\$ 171,900	\$ 92,415	\$ 79,485	\$ 1.5790	\$ 2.3198	\$ 1,210.50	\$ 1,991.81	\$ 213.40	\$ -	\$ 567.91	\$ 781.31	\$ 69.36	\$ 22.20	\$ 689.75
Murphy, Larry D & Lee Ann	53-09-02-300-058.000-015	2037	1A	N	\$ 161,400	\$ 85,740	\$ 75,660	\$ 1.5790	\$ 2.3198	\$ 1,152.24	\$ 1,889.28	\$ 202.42	\$ -	\$ 534.62	\$ 737.04	\$ 69.36	\$ 22.20	\$ 645.48
Sanders, David B	53-09-02-300-065.000-015	2037	1A	N	\$ 160,900	\$ 88,565	\$ 72,335	\$ 1.5790	\$ 2.3198	\$ 1,101.60	\$ 1,812.64	\$ 194.21	\$ -	\$ 516.83	\$ 711.04	\$ 69.36	\$ 22.20	\$ 619.48

City of Bloomington

Area #1A: South-West Annexation Area - Tax Impacts Analysis



Note (1): This section shows the inc/(dec) in tax bills due to differences between township fire protection rates and the Monroe Fire Protection District fire rate

Owner Name	Parcel #	Waiver	Annexation Area	AG	2020 Pay 2021 Gross AV	2020 Pay 2021 Deductions /Exemptions	2020 Pay 2021 NAV	Pre-Annex 2020 Pay 2021 Prop Tax Rate	Post-Annex Prop Tax Rate	Pre-Annex Tax Bill	Post-Annex Tax Bill	Net Tax Bill Increase Due Solely to AV Growth (12% - Aggregate over 4 years)	Net Tax Bill Increase Due to Difference Between Fire Rates (1)	Net Tax Bill Increase Due to Annexation	Total Post-Annexation Net Tax Bill Increase	Benefit 1 Yearly Sewer Bill Savings (@ 4000 Gal/Month)	Benefit 2 Yearly Fire Protection (Water Surcharge) Savings	Post-Annex Tax Bill Inc/(Dec) Net of Benefits
Bruner, Jacob B & Simpson, Jaime L	53-09-02-300-029.000-015	2037	1A	N	\$ 164,400	\$ 89,265	\$ 75,135	\$ 1.5790	\$ 2.3198	\$ 1,144.24	\$ 1,882.80	\$ 201.72	\$ -	\$ 536.84	\$ 738.56	\$ 69.36	\$ 22.20	\$ 647.00
Julian, Stuart Taylor & Sarah Elizabeth	53-09-02-300-077.000-015	2037	1A	N	\$ 176,200	\$ 93,920	\$ 82,280	\$ 1.5790	\$ 2.3198	\$ 1,253.06	\$ 2,061.86	\$ 220.92	\$ -	\$ 587.88	\$ 808.80	\$ 69.36	\$ 22.20	\$ 717.24
Frazier, Gene Alan; Mullis, Laura Denise	53-09-02-300-084.000-015	2037	1A	N	\$ 215,600	\$ 101,970	\$ 113,630	\$ 1.5790	\$ 2.3198	\$ 1,738.02	\$ 2,687.31	\$ 287.93	\$ -	\$ 661.35	\$ 949.29	\$ 69.36	\$ 22.20	\$ 857.73
Sparks, Timothy R	53-09-12-201-003.000-015		1A	N	\$ 142,600	\$ -	\$ 142,600	\$ 1.5790	\$ 2.3198	\$ 2,251.66	\$ 3,349.29	\$ 358.85	\$ -	\$ 738.78	\$ 1,097.63	\$ 69.36	\$ 14.76	\$ 1,013.51
Spaulding, Bruce A & Pamela D	53-09-01-212-027.000-015		1A	N	\$ 145,700	\$ 80,245	\$ 65,455	\$ 1.5790	\$ 2.3198	\$ 996.84	\$ 1,640.25	\$ 175.75	\$ -	\$ 467.66	\$ 643.41	\$ 69.36	\$ 14.76	\$ 559.29
Spaulding, Phillip E	53-09-01-202-025.000-015		1A	N	\$ 145,000	\$ 94,000	\$ 51,000	\$ 1.5790	\$ 2.3198	\$ 431.08	\$ 439.70	\$ -	\$ -	\$ 8.62	\$ 8.62	\$ 69.36	\$ 14.76	\$ (75.50)
Lin, Zoe Jinyu & Lin, Da Shu	53-09-01-212-010.000-015		1A	N	\$ 150,800	\$ 82,030	\$ 68,770	\$ 1.5790	\$ 2.3198	\$ 1,047.32	\$ 1,723.30	\$ 184.63	\$ -	\$ 491.35	\$ 675.98	\$ 69.36	\$ 22.20	\$ 584.42
Mendez Gonzalez, Jose L	53-09-01-212-032.000-015		1A	N	\$ 152,300	\$ 82,580	\$ 69,720	\$ 1.5790	\$ 2.3198	\$ 1,064.86	\$ 1,752.18	\$ 187.73	\$ -	\$ 499.59	\$ 687.32	\$ 69.36	\$ 14.76	\$ 603.20
Stine, Suan M	53-09-01-211-010.000-015		1A	N	\$ 170,600	\$ 91,960	\$ 78,640	\$ 1.5790	\$ 2.3198	\$ 1,197.64	\$ 1,970.64	\$ 211.14	\$ -	\$ 561.85	\$ 773.00	\$ 69.36	\$ 14.76	\$ 688.88
Stonechase Homeowners Association, Inc	53-09-02-100-004.000-015	2309	1A	N	\$ -	\$ -	\$ -	\$ 1.5790	\$ 2.3198	\$ -	\$ -	\$ -	\$ -	\$ -	\$ -	\$ -	\$ -	\$ -
Holman, John C & Linda P	53-09-02-100-021.000-015		1A	N	\$ 272,300	\$ 115,725	\$ 156,575	\$ 1.5790	\$ 2.3198	\$ 2,401.80	\$ 3,607.09	\$ 386.47	\$ -	\$ 818.82	\$ 1,205.29	\$ 69.36	\$ 22.20	\$ 1,113.73
Sexton, Dennis W & Sally M	53-09-02-100-004.001-015	2309	1A	N	\$ 311,400	\$ 138,240	\$ 173,160	\$ 1.5790	\$ 2.3198	\$ 2,637.10	\$ 3,674.44	\$ 393.69	\$ -	\$ 643.65	\$ 1,037.34	\$ -	\$ -	\$ 1,037.34
Grote, Luke A & Audrey J	53-09-02-100-004.002-015	2309	1A	N	\$ 428,900	\$ 182,365	\$ 246,535	\$ 1.5790	\$ 2.3198	\$ 3,754.56	\$ 5,069.58	\$ 543.17	\$ -	\$ 771.85	\$ 1,315.02	\$ -	\$ -	\$ 1,315.02
Chriscinske, Mark L	53-09-02-100-004.003-015	2309	1A	N	\$ 292,300	\$ 134,555	\$ 157,745	\$ 1.5790	\$ 2.3198	\$ 2,402.34	\$ 3,443.89	\$ 368.98	\$ -	\$ 672.57	\$ 1,041.55	\$ -	\$ -	\$ 1,041.55
DeMoss, Garrison Bryan; Abbott, Megan R	53-09-02-100-004.004-015	2309	1A	N	\$ 301,700	\$ 137,845	\$ 163,855	\$ 1.5790	\$ 2.3198	\$ 2,495.40	\$ 3,555.78	\$ 380.98	\$ -	\$ 679.39	\$ 1,060.38	\$ -	\$ -	\$ 1,060.38
Myers, Andrew G & Schemm, Andrew R	53-09-02-100-004.005-015	2309	1A	N	\$ 319,400	\$ 144,040	\$ 175,360	\$ 1.5790	\$ 2.3198	\$ 2,670.60	\$ 3,766.41	\$ 403.54	\$ -	\$ 692.27	\$ 1,095.81	\$ -	\$ -	\$ 1,095.81
Dalton, Nancy	53-04-36-303-016.000-011		1A	N	\$ 144,700	\$ 82,405	\$ 62,295	\$ 1.7781	\$ 2.4986	\$ 1,065.78	\$ 1,604.95	\$ 171.95	\$ -	\$ 367.22	\$ 539.17	\$ 69.36	\$ 22.20	\$ 447.61
Williams, Thomas R	53-04-36-100-035.000-011	1191	1A	N	\$ 134,500	\$ 76,325	\$ 58,175	\$ 1.7781	\$ 2.4986	\$ 995.28	\$ 1,506.40	\$ 161.40	\$ -	\$ 349.72	\$ 511.12	\$ 69.36	\$ 14.76	\$ 427.00
Board Of Commissioners Of Monroe Co	53-04-36-100-034.000-011		1A	N	\$ -	\$ -	\$ -	\$ 1.7781	\$ 2.4986	\$ -	\$ -	\$ -	\$ -	\$ -	\$ -	\$ -	\$ -	\$ -
Thompson, Jack D	53-04-36-401-007.000-011	2118	1A	N	\$ 784,600	\$ -	\$ 784,600	\$ 1.7781	\$ 2.4986	\$ 13,950.96	\$ 21,956.79	\$ 2,352.51	\$ -	\$ 5,653.32	\$ 8,005.83	\$ 69.36	\$ 22.20	\$ 7,914.27
Catalent Indiana LLC	53-04-36-401-001.000-011	2479	1A	N	\$ 2,359,100	\$ -	\$ 2,359,100	\$ 1.7781	\$ 2.4986	\$ 41,947.16	\$ 66,018.69	\$ 7,073.43	\$ -	\$ 16,998.10	\$ 24,071.53	\$ -	\$ -	\$ 24,071.53
Thompson, Jack D	53-04-36-401-002.000-011		1A	N	\$ 17,600	\$ -	\$ 17,600	\$ 1.7781	\$ 2.4986	\$ 312.96	\$ 492.53	\$ 52.77	\$ -	\$ 126.80	\$ 179.57	\$ -	\$ -	\$ 179.57
RPC Bloomington LLC	53-04-36-401-009.000-011	1428	1A	N	\$ 5,103,500	\$ -	\$ 5,103,500	\$ 1.7781	\$ 2.4986	\$ 90,745.32	\$ 142,819.88	\$ 15,302.13	\$ -	\$ 36,772.43	\$ 52,074.56	\$ 69.36	\$ 22.20	\$ 51,983.00
Board Of Commissioners Of Monroe County	53-04-36-401-010.000-011		1A	N	\$ -	\$ -	\$ -	\$ 1.7781	\$ 2.4986	\$ -	\$ -	\$ -	\$ -	\$ -	\$ -	\$ -	\$ -	\$ -
Indiana University Credit Union	53-04-36-401-008.000-011		1A	N	\$ 1,223,200	\$ -	\$ 1,223,200	\$ 1.7781	\$ 2.4986	\$ 21,749.72	\$ 34,230.88	\$ 3,667.59	\$ -	\$ 8,813.56	\$ 12,481.16	\$ -	\$ -	\$ 12,481.16
Circle-prosco Inc	53-04-36-401-005.000-011	1607	1A	N	\$ 1,735,900	\$ -	\$ 1,735,900	\$ 1.7781	\$ 2.4986	\$ 30,866.04	\$ 48,578.63	\$ 5,204.85	\$ -	\$ 12,507.74	\$ 17,712.59	\$ 69.36	\$ 118.68	\$ 17,524.55
Reiter, Matthew S & Cheryl A	53-04-36-401-006.000-011		1A	N	\$ 830,200	\$ -	\$ 830,200	\$ 1.7781	\$ 2.4986	\$ 14,761.80	\$ 23,232.89	\$ 2,489.24	\$ -	\$ 5,981.85	\$ 8,471.09	\$ 69.36	\$ 22.20	\$ 8,379.53
Thompson, Jack D	53-04-36-401-003.000-011		1A	N	\$ 216,800	\$ -	\$ 216,800	\$ 1.7781	\$ 2.4986	\$ 3,854.92	\$ 6,067.08	\$ 650.04	\$ -	\$ 1,562.12	\$ 2,212.16	\$ -	\$ -	\$ 2,212.16
Crane, Federal Credit Union	53-04-36-401-011.000-011	2068	1A	N	\$ 1,221,500	\$ -	\$ 1,221,500	\$ 1.7781	\$ 2.4986	\$ 21,719.48	\$ 34,183.30	\$ 3,662.50	\$ -	\$ 8,801.33	\$ 12,463.82	\$ 69.36	\$ 22.20	\$ 12,372.26
Public Service Co Of In Inc	53-04-36-100-005.000-011		1A	N	\$ 595,600	\$ -	\$ 595,600	\$ 1.7781	\$ 2.4986	\$ 10,590.36	\$ 16,667.68	\$ 1,785.82	\$ -	\$ 4,291.50	\$ 6,077.32	\$ -	\$ -	\$ 6,077.32
Whitehall Crossing D LLC	53-04-36-405-011.000-011		1A	N	\$ 200	\$ -	\$ 200	\$ 1.7781	\$ 2.4986	\$ 3.56	\$ 5.60	\$ 0.60	\$ -	\$ 1.44	\$ 2.04	\$ -	\$ -	\$ 2.04
City Of Bloomington Redevelopment Commission	53-04-36-405-003.000-011		1A	N	\$ -	\$ -	\$ -	\$ 1.7781	\$ 2.4986	\$ -	\$ -	\$ -	\$ -	\$ -	\$ -	\$ -	\$ -	\$ -
MDV Spartannash LLC	53-04-36-200-016.000-011		1A	N	\$ 6,564,100	\$ 37,835	\$ 6,526,265	\$ 1.7781	\$ 2.4986	\$ 116,043.52	\$ 182,635.53	\$ 19,568.10	\$ -	\$ 47,023.91	\$ 66,592.01	\$ 69.36	\$ 74.16	\$ 66,448.49
J&J Quality Rentals LLC	53-04-36-200-015.000-011		1A	N	\$ 99,200	\$ -	\$ 99,200	\$ 1.7781	\$ 2.4986	\$ 1,763.88	\$ 2,222.08	\$ 238.08	\$ -	\$ 220.12	\$ 458.20	\$ 69.36	\$ 22.20	\$ 366.64
Board Of Commissioners Of Monroe Co	53-04-36-200-021.000-011		1A	N	\$ -	\$ -	\$ -	\$ 1.7781	\$ 2.4986	\$ -	\$ -	\$ -	\$ -	\$ -	\$ -	\$ -	\$ -	\$ -
B Three Partners LLC - Series 14	53-04-36-200-016.012-011	2441	1A	N	\$ 1,623,700	\$ -	\$ 1,623,700	\$ 1.7781	\$ 2.4986	\$ 28,871.00	\$ 45,438.75	\$ 4,868.44	\$ -	\$ 11,699.31	\$ 16,567.75	\$ -	\$ -	\$ 16,567.75
Norton, Charles E & Karen J	53-04-36-303-102.000-011	1847	1A	N	\$ 132,500	\$ 90,930	\$ 41,570	\$ 1.7781	\$ 2.4986	\$ 711.20	\$ 1,119.32	\$ 119.92	\$ -	\$ 288.21	\$ 408.12	\$ 69.36	\$ 22.20	\$ 316.56
Chambers, Jo Ann & Abram, Lori A	53-04-36-303-105.000-011		1A	N	\$ 125,800	\$ 76,280	\$ 49,520	\$ 1.7781	\$ 2.4986	\$ 847.22	\$ 1,333.38	\$ 142.85	\$ -	\$ 343.31	\$ 486.16	\$ 69.36	\$ 22.20	\$ 394.60
Kellett, Jennifer S; Kellett, Kenneth W & Wendy S	53-04-36-100-007.000-011		1A	N	\$ 143,500	\$ 96,090	\$ 47,410	\$ 1.7781	\$ 2.4986	\$ 811.12	\$ 827.34	\$ -	\$ -	\$ 16.22	\$ 16.22	\$ 69.36	\$ 22.20	\$ (75.34)
LaPadula, Rebecca Jane & LaPadula, Katherine J	53-04-36-301-012.000-011		1A	N	\$ 104,600	\$ 68,860	\$ 35,740	\$ 1.7781	\$ 2.4986	\$ 611.46	\$ 962.36	\$ 103.11	\$ -	\$ 247.78	\$ 350.90	\$ 69.36	\$ 22.20	\$ 259.34
Long, Sarah Elizabeth	53-04-36-303-037.000-011		1A	N	\$ 113,300	\$ 71,905	\$ 41,395	\$ 1.7781	\$ 2.4986	\$ 708.20	\$ 1,114.60	\$ 119.41	\$ -	\$ 286.99	\$ 406.40	\$ 69.36	\$ 22.20	\$ 314.84
Myers, Charles H II	53-04-36-303-013.000-011		1A	N	\$ 169,600	\$ -	\$ 169,600	\$ 1.7781	\$ 2.4986	\$ 3,015.66	\$ 3,799.04	\$ 407.04	\$ -	\$ 376.34	\$ 783.38	\$ 69.36	\$ 22.20	\$ 691.82
Price, Laura E	53-04-36-301-009.000-011		1A	N	\$ 139,600	\$ 81,110	\$ 58,490	\$ 1.7781	\$ 2.4986	\$ 1,000.68	\$ 1,563.52	\$ 167.52	\$ -	\$ 395.32	\$ 562.84	\$ 69.36	\$ 22.20	\$ 471.28
Cheung, Robert Y	53-09-01-202-002.000-015		1A	N	\$ 124,900	\$ 72,965	\$ 51,935	\$ 1.5790	\$ 2.3198	\$ 790.92	\$ 1,301.44	\$ 139.44	\$ -	\$ 371.08	\$ 510.52	\$ 69.36	\$ 14.76	\$ 426.40
OLeary, Sean S & Maurice D Lankford	53-09-01-302-021.000-015		1A	N	\$ 103,200	\$ 3,000	\$ 100,200	\$ 1.5790	\$ 2.3198	\$ 1,582.16	\$ 2,419.75	\$ 259.26	\$ -	\$ 578.33	\$ 837.59	\$ 69.36	\$ 22.20	\$ 746.03

City of Bloomington

Area #1A: South-West Annexation Area - Tax Impacts Analysis



Note (1): This section shows the inc/(dec) in tax bills due to differences between township fire protection rates and the Monroe Fire Protection District fire rate

Owner Name	Parcel #	Waiver	Annexation Area	AG	2020 Pay 2021 Gross AV	2020 Pay 2021 Deductions /Exemptions	2020 Pay 2021 NAV	Pre-Annex 2020 Pay 2021 Prop Tax Rate	Post-Annex Prop Tax Rate	Pre-Annex Tax Bill	Post-Annex Tax Bill	Net Tax Bill Increase Due Solely to AV Growth (12% - Aggregate over 4 years)	Net Tax Bill Increase Due to Difference Between Fire Rates (1)	Net Tax Bill Increase Due to Annexation	Total Post-Annexation Net Tax Bill Increase	Benefit 1 Yearly Sewer Bill Savings (@ 4000 Gal/Month)	Benefit 2 Yearly Fire Protection (Water Surcharge) Savings	Post-Annex Tax Bill Inc/(Dec) Net of Benefits
Public Investment Corp	53-09-01-300-002.000-015		1A	N	\$ 329,300	\$ -	\$ 329,300	\$ 1.5790	\$ 2.3198	\$ 5,199.64	\$ 7,738.00	\$ 829.07	\$ -	\$ 1,709.29	\$ 2,538.36	\$ -	\$ -	\$ 2,538.36
Donnelly, Kathleen M	53-09-01-211-003.000-015	1781	1A	N	\$ 124,600	\$ 75,860	\$ 48,740	\$ 1.5790	\$ 2.3198	\$ 742.28	\$ 1,221.38	\$ 130.87	\$ -	\$ 348.23	\$ 479.10	\$ 69.36	\$ 22.20	\$ 387.54
Brady, Waine N & Vargas, Lisa M	53-09-02-400-003.000-015	1544	1A	N	\$ 134,900	\$ 79,465	\$ 55,435	\$ 1.5790	\$ 2.3198	\$ 844.24	\$ 1,389.15	\$ 148.83	\$ -	\$ 396.07	\$ 544.91	\$ 69.36	\$ 37.08	\$ 438.47
Pavey, William L	53-09-01-211-041.000-015		1A	N	\$ 167,500	\$ 89,160	\$ 78,340	\$ 1.5790	\$ 2.3198	\$ 1,194.12	\$ 1,952.93	\$ 209.25	\$ -	\$ 549.57	\$ 758.81	\$ 69.36	\$ 22.20	\$ 667.25
Stanger, Julie Anne	53-09-01-209-020.000-015		1A	N	\$ 162,000	\$ 88,880	\$ 73,120	\$ 1.5790	\$ 2.3198	\$ 1,113.56	\$ 1,832.31	\$ 196.31	\$ -	\$ 522.44	\$ 718.75	\$ 69.36	\$ 14.76	\$ 634.63
Oswalt, Melody Jo & Mark Edward Mullis C / O Opal Mullis	53-09-01-209-041.000-015		1A	N	\$ 139,100	\$ 77,935	\$ 61,165	\$ 1.5790	\$ 2.3198	\$ 931.50	\$ 1,532.73	\$ 164.23	\$ -	\$ 437.01	\$ 601.23	\$ 69.36	\$ 14.76	\$ 517.11
John E Byers LLC	53-09-01-202-018.000-015		1A	N	\$ 101,200	\$ -	\$ 101,200	\$ 1.5790	\$ 2.3198	\$ 1,597.94	\$ 2,377.53	\$ 254.74	\$ -	\$ 524.86	\$ 779.59	\$ 69.36	\$ 14.76	\$ 695.47
Maxton Holdings, LLC	53-09-01-202-014.000-015		1A	N	\$ 131,600	\$ -	\$ 131,600	\$ 1.5790	\$ 2.3198	\$ 2,077.96	\$ 3,089.78	\$ 331.05	\$ -	\$ 680.77	\$ 1,011.82	\$ 69.36	\$ 14.76	\$ 927.70
Fuller, Thurman E	53-09-02-100-017.000-015		1A	N	\$ 120,300	\$ 74,180	\$ 46,120	\$ 1.5790	\$ 2.3198	\$ 702.36	\$ 1,155.71	\$ 123.82	\$ -	\$ 329.53	\$ 453.35	\$ 69.36	\$ 22.20	\$ 361.79
Lehman, Samuel R & Lehman, Mary K	53-09-01-202-009.000-015		1A	N	\$ 195,000	\$ 91,200	\$ 103,800	\$ 1.5790	\$ 2.3198	\$ 1,590.88	\$ 2,542.61	\$ 272.42	\$ -	\$ 679.31	\$ 951.73	\$ 69.36	\$ 22.20	\$ 860.17
New Hickory Grove LLC	53-09-01-300-003.000-015	1185	1A	N	\$ 1,548,100	\$ -	\$ 1,548,100	\$ 1.5790	\$ 2.3198	\$ 24,444.50	\$ 36,347.16	\$ 3,894.34	\$ -	\$ 8,008.32	\$ 11,902.66	\$ -	\$ -	\$ 11,902.66
Hancock, Denise	53-09-01-209-014.000-015		1A	N	\$ 143,200	\$ 96,370	\$ 46,830	\$ 1.5790	\$ 2.3198	\$ 469.62	\$ 479.01	\$ -	\$ -	\$ 9.39	\$ 9.39	\$ 69.36	\$ 22.20	\$ (82.17)
Commons, @ Curry Homeowners	53-09-01-303-006.000-015		1A	N	\$ -	\$ -	\$ -	\$ 1.5790	\$ 2.3198	\$ -	\$ -	\$ -	\$ -	\$ -	\$ -	\$ 69.36	\$ 14.76	\$ (84.12)
Cannon, Robbin C	53-09-01-304-025.000-015		1A	N	\$ 114,000	\$ 72,150	\$ 41,850	\$ 1.5790	\$ 2.3198	\$ 637.34	\$ 1,048.71	\$ 112.36	\$ -	\$ 299.01	\$ 411.37	\$ -	\$ -	\$ 411.37
Applegate, Sarah A	53-09-01-304-023.000-015		1A	N	\$ 114,000	\$ 86,150	\$ 27,850	\$ 1.5790	\$ 2.3198	\$ 154.00	\$ 157.08	\$ -	\$ -	\$ 3.08	\$ 3.08	\$ 69.36	\$ 74.16	\$ (140.44)
Small Town Properties LLC	53-09-01-304-017.000-015		1A	N	\$ 114,000	\$ -	\$ 114,000	\$ 1.5790	\$ 2.3198	\$ 1,800.06	\$ 2,676.56	\$ 286.77	\$ -	\$ 589.72	\$ 876.50	\$ -	\$ -	\$ 876.50
Testy, Kellye Y	53-09-01-304-012.000-015		1A	N	\$ 114,000	\$ -	\$ 114,000	\$ 1.5790	\$ 2.3198	\$ 1,800.06	\$ 2,676.56	\$ 286.77	\$ -	\$ 589.72	\$ 876.50	\$ -	\$ -	\$ 876.50
Webb, Peter A & Carolyn A	53-09-01-304-024.000-015		1A	N	\$ 116,900	\$ 73,165	\$ 43,735	\$ 1.5790	\$ 2.3198	\$ 666.06	\$ 1,095.96	\$ 117.42	\$ -	\$ 312.48	\$ 429.90	\$ -	\$ -	\$ 429.90
Hirst, Heidi E.	53-09-01-304-004.000-015		1A	N	\$ 116,700	\$ 73,095	\$ 43,605	\$ 1.5790	\$ 2.3198	\$ 664.08	\$ 1,092.71	\$ 117.08	\$ -	\$ 311.54	\$ 428.63	\$ -	\$ -	\$ 428.63
Kern, Koby	53-09-01-304-010.000-015		1A	N	\$ 114,000	\$ -	\$ 114,000	\$ 1.5790	\$ 2.3198	\$ 1,800.06	\$ 2,676.56	\$ 286.77	\$ -	\$ 589.72	\$ 876.50	\$ -	\$ -	\$ 876.50
Poe, George & Rebecca S.	53-09-01-304-001.000-015		1A	N	\$ 116,700	\$ 73,095	\$ 43,605	\$ 1.5790	\$ 2.3198	\$ 664.08	\$ 1,092.71	\$ 117.08	\$ -	\$ 311.54	\$ 428.63	\$ -	\$ -	\$ 428.63
Small Town Properties LLC	53-09-01-304-007.000-015		1A	N	\$ 114,000	\$ -	\$ 114,000	\$ 1.5790	\$ 2.3198	\$ 1,800.06	\$ 2,676.56	\$ 286.77	\$ -	\$ 589.72	\$ 876.50	\$ -	\$ -	\$ 876.50
Yang, Haichuan	53-09-01-304-008.000-015		1A	N	\$ 114,000	\$ -	\$ 114,000	\$ 1.5790	\$ 2.3198	\$ 1,800.06	\$ 2,676.56	\$ 286.77	\$ -	\$ 589.72	\$ 876.50	\$ -	\$ -	\$ 876.50
Langton LLC	53-09-01-304-003.000-015		1A	N	\$ 114,000	\$ 3,000	\$ 111,000	\$ 1.5790	\$ 2.3198	\$ 1,752.68	\$ 2,673.32	\$ 286.43	\$ -	\$ 634.21	\$ 920.64	\$ -	\$ -	\$ 920.64
Bentley, Mitchell Lee; Parker, Barbara Justeen	53-09-01-304-010.000-015		1A	N	\$ 114,200	\$ 72,220	\$ 41,980	\$ 1.5790	\$ 2.3198	\$ 639.32	\$ 1,051.98	\$ 112.72	\$ -	\$ 299.94	\$ 412.66	\$ -	\$ -	\$ 412.66
Denkhoff, Brendan S	53-09-01-304-006.000-015		1A	N	\$ 114,500	\$ 72,150	\$ 42,350	\$ 1.5790	\$ 2.3198	\$ 644.96	\$ 1,061.24	\$ 113.70	\$ -	\$ 302.58	\$ 416.28	\$ -	\$ -	\$ 416.28
Williams, Christopher D & Tricia L	53-09-01-304-015.000-015		1A	N	\$ 114,000	\$ 72,150	\$ 41,850	\$ 1.5790	\$ 2.3198	\$ 637.34	\$ 1,048.71	\$ 112.36	\$ -	\$ 299.01	\$ 411.37	\$ -	\$ -	\$ 411.37
Ritchey, Debra J	53-09-01-304-002.000-015		1A	N	\$ 114,000	\$ 72,150	\$ 41,850	\$ 1.5790	\$ 2.3198	\$ 637.34	\$ 1,048.71	\$ 112.36	\$ -	\$ 299.01	\$ 411.37	\$ -	\$ -	\$ 411.37
Canfield Properties LLC	53-09-01-304-011.000-015		1A	N	\$ 114,000	\$ -	\$ 114,000	\$ 1.5790	\$ 2.3198	\$ 1,800.06	\$ 2,676.56	\$ 286.77	\$ -	\$ 589.72	\$ 876.50	\$ -	\$ -	\$ 876.50
Holm, Jan C & Linda J	53-09-01-304-018.000-015		1A	N	\$ 116,200	\$ 3,000	\$ 113,200	\$ 1.5790	\$ 2.3198	\$ 1,787.44	\$ 2,724.97	\$ 291.96	\$ -	\$ 645.57	\$ 937.53	\$ -	\$ -	\$ 937.53
Stern, Kortney S & Stern, Shari L	53-09-01-304-013.000-015		1A	N	\$ 105,400	\$ 69,140	\$ 36,260	\$ 1.5790	\$ 2.3198	\$ 552.22	\$ 908.64	\$ 97.35	\$ -	\$ 259.07	\$ 356.42	\$ -	\$ -	\$ 356.42
Chovanec, Rebecca A	53-09-01-304-021.000-015		1A	N	\$ 114,200	\$ 72,220	\$ 41,980	\$ 1.5790	\$ 2.3198	\$ 639.32	\$ 1,051.98	\$ 112.72	\$ -	\$ 299.94	\$ 412.66	\$ -	\$ -	\$ 412.66
Schrader Enterprise Retirement Trust	53-09-01-303-017.000-015		1A	N	\$ 115,600	\$ -	\$ 115,600	\$ 1.5790	\$ 2.3198	\$ 1,825.32	\$ 2,714.12	\$ 290.80	\$ -	\$ 598.00	\$ 888.80	\$ -	\$ -	\$ 888.80
Eisenhour, Kyanne	53-09-01-303-015.000-015		1A	N	\$ 115,600	\$ 72,710	\$ 42,890	\$ 1.5790	\$ 2.3198	\$ 653.18	\$ 1,074.78	\$ 115.16	\$ -	\$ 306.44	\$ 421.60	\$ -	\$ -	\$ 421.60
Fink, Costanza	53-09-01-303-021.000-015		1A	N	\$ 116,200	\$ 72,920	\$ 43,280	\$ 1.5790	\$ 2.3198	\$ 659.12	\$ 1,084.56	\$ 116.21	\$ -	\$ 309.23	\$ 425.44	\$ -	\$ -	\$ 425.44
Scutt, Morris V	53-09-01-303-011.000-015		1A	N	\$ 115,600	\$ 111,670	\$ 3,930	\$ 1.5790	\$ 2.3198	\$ -	\$ 98.50	\$ 10.56	\$ -	\$ 87.94	\$ 98.50	\$ -	\$ -	\$ 98.50
Hagner, Kyle P	53-09-01-303-020.000-015		1A	N	\$ 115,600	\$ 69,710	\$ 45,890	\$ 1.5790	\$ 2.3198	\$ 698.88	\$ 1,149.97	\$ 123.21	\$ -	\$ 327.87	\$ 451.09	\$ -	\$ -	\$ 451.09
Powell, Thomas Boyden	53-09-01-303-009.000-015		1A	N	\$ 107,000	\$ 69,700	\$ 37,300	\$ 1.5790	\$ 2.3198	\$ 568.04	\$ 934.69	\$ 100.15	\$ -	\$ 266.51	\$ 366.65	\$ -	\$ -	\$ 366.65
Muckerheide, Scott & Mary Ann	53-09-01-303-019.000-015		1A	N	\$ 108,100	\$ -	\$ 108,100	\$ 1.5790	\$ 2.3198	\$ 1,706.90	\$ 2,538.03	\$ 271.93	\$ -	\$ 559.20	\$ 831.13	\$ -	\$ -	\$ 831.13
Kemker, Stephen & Kalen Carly	53-09-01-303-010.000-015		1A	N	\$ 113,100	\$ -	\$ 113,100	\$ 1.5790	\$ 2.3198	\$ 1,785.84	\$ 2,655.43	\$ 284.51	\$ -	\$ 585.08	\$ 869.59	\$ -	\$ -	\$ 869.59
Parker Family Trust	53-09-01-303-018.000-015		1A	N	\$ 113,400	\$ -	\$ 113,400	\$ 1.5790	\$ 2.3198	\$ 1,790.60	\$ 2,662.47	\$ 285.26	\$ -	\$ 586.60	\$ 871.87	\$ -	\$ -	\$ 871.87
Novak, Melodye R	53-09-01-303-005.000-015		1A	N	\$ 113,400	\$ 71,940	\$ 41,460	\$ 1.5790	\$ 2.3198	\$ 631.40	\$ 1,038.94	\$ 111.31	\$ -	\$ 296.23	\$ 407.54	\$ -	\$ -	\$ 407.54
Luallen, Karen S & Luallen, Bobby Joe	53-09-01-303-012.000-015		1A	N	\$ 113,100	\$ 71,835	\$ 41,265	\$ 1.5790	\$ 2.3198	\$ 628.44	\$ 1,034.06	\$ 110.80	\$ -	\$ 294.83	\$ 405.62	\$ -	\$ -	\$ 405.62
Gever, Deborah L	53-09-01-303-002.000-015		1A	N	\$ 113,100	\$ 68,835	\$ 44,265	\$ 1.5790	\$ 2.3198	\$ 674.12	\$ 1,109.24	\$ 118.85	\$ -	\$ 316.27	\$ 435.12	\$ -	\$ -	\$ 435.12
Monroe, Michael B	53-09-01-303-014.000-015		1A	N	\$ 115,700	\$ 72,745	\$ 42,955	\$ 1.5790	\$ 2.3198	\$ 654.16	\$ 1,076.41	\$ 115.34	\$ -	\$ 306.91	\$ 422.25	\$ -	\$ -	\$ 422.25
Fisse, Patricia A	53-09-01-303-004.000-015		1A	N	\$ 113,100	\$ 71,835	\$ 41,265	\$ 1.5790	\$ 2.3198	\$ 628.44	\$ 1,034.06	\$ 110.80	\$ -	\$ 294.83	\$ 405.62	\$ -	\$ -	\$ 405.62
Olges, Kathleen L	53-09-01-209-029.000-015		1A	N	\$ 161,500	\$ 88,600	\$ 72,900	\$ 1.5790	\$ 2.3198	\$ 1,110.20	\$ 1,826.80	\$ 195.73	\$ -	\$ 520.87	\$ 716.60	\$ 69.36	\$ 14.76	\$ 632.48
Sutlic, Alexander J & Hutchison, Jana L	53-09-01-212-013.000-015	1791	1A	N	\$ 113,800	\$ 71,905	\$ 41,895	\$ 1.5790	\$ 2.3198	\$ 638.04	\$ 1,049.84	\$ 112.47	\$ -	\$ 299.33	\$ 411.80	\$ 69.36	\$ 22.20	\$ 320.24
Dye, Debra K	53-09-12-201-037.000-015		1A	N	\$ 133,900	\$ 76,115	\$ 57,785	\$ 1.5790	\$ 2.3198	\$ 880.04	\$ 1,448.03	\$ 155.14	\$ -	\$ 412.85	\$ 567.99	\$ 69.36	\$ 22.20	\$ 476.43
Sturgeon, Kyle M	53-09-12-201-038.000-015		1A	N	\$ 128,900	\$ 77,190	\$ 51,710	\$ 1.5790	\$ 2.3198	\$ 787.50	\$ 1,295.79	\$ 138.83	\$ -	\$ 369.46	\$ 508.29	\$ 69.36	\$ 14.76	\$ 424.17
Farnsworth, Judith Noyes	53-09-01-209-066.000-015		1A	N	\$ 134,300	\$ 79,255	\$ 55,045	\$ 1.5790	\$ 2.3198	\$ 838.28	\$ 1,379.36	\$ 147.78	\$ -	\$ 393.30	\$ 541.08	\$ 69.36	\$ 22.20	\$ 449.52
Cenfetelli, Martin J	53-09-01-202-012.000-015		1A	N	\$ 139,500	\$ 78,075	\$ 61,425	\$ 1.5790	\$ 2.3198	\$ 935.46	\$ 1,539.25	\$ 164.92	\$ -	\$ 438.87	\$ 603.79	\$ 69.36	\$ 14.76	\$ 519.67

City of Bloomington

Area #1A: South-West Annexation Area - Tax Impacts Analysis



Note (1): This section shows the inc/(dec) in tax bills due to differences between township fire protection rates and the Monroe Fire Protection District fire rate

Owner Name	Parcel #	Waiver	Annexation Area	AG	2020 Pay 2021 Gross AV	2020 Pay 2021 Deductions /Exemptions	2020 Pay 2021 NAV	Pre-Annex 2020 Pay 2021 Prop Tax Rate	Post-Annex Prop Tax Rate	Pre-Annex Tax Bill	Post-Annex Tax Bill	Net Tax Bill Increase Due Solely to AV Growth (12% - Aggregate over 4 years)	Net Tax Bill Increase Due to Difference Between Fire Rates (1)	Net Tax Bill Increase Due to Annexation	Total Post-Annexation Net Tax Bill Increase	Benefit 1 Yearly Sewer Bill Savings (@ 4000 Gal/Month)	Benefit 2 Yearly Fire Protection (Water Surcharge) Savings	Post-Annex Tax Bill Inc/(Dec) Net of Benefits
Conder, Bruce E & Lana J	53-09-02-400-008.000-015		1A	Y	\$ 129,300	\$ 3,000	\$ 126,300	\$ 1.5790	\$ 2.3198	\$ 1,994.28	\$ 1,994.28	\$ 1,016.62	\$ -	\$ -	\$ 1,016.62	\$ -	\$ -	\$ 1,016.62
Conder, Bruce E & Lana J	53-09-02-400-007.000-015		1A	Y	\$ 211,800	\$ -	\$ 211,800	\$ 1.5790	\$ 2.3198	\$ 3,344.32	\$ 3,344.32	\$ 1,663.73	\$ -	\$ -	\$ 1,663.73	\$ -	\$ -	\$ 1,663.73
Woerdeman, Cody & Kayla R	53-09-02-300-096.000-015	2037	1A	N	\$ 253,900	\$ 121,115	\$ 132,785	\$ 1.5790	\$ 2.3198	\$ 2,022.22	\$ 2,986.89	\$ 320.02	\$ -	\$ 644.65	\$ 964.67	\$ 69.36	\$ 22.20	\$ 873.11
Lattire, Brett; Reilly, Mary	53-09-02-300-097.000-015	2037	1A	N	\$ 194,400	\$ 3,000	\$ 191,400	\$ 1.5790	\$ 2.3198	\$ 3,022.20	\$ 4,561.00	\$ 488.68	\$ -	\$ 1,050.12	\$ 1,538.80	\$ 69.36	\$ 22.20	\$ 1,447.24
Rastall, Anthony J & Karan L	53-09-02-300-080.000-015	2037	1A	N	\$ 228,800	\$ 112,330	\$ 116,470	\$ 1.5790	\$ 2.3198	\$ 1,773.76	\$ 2,688.17	\$ 288.01	\$ -	\$ 626.40	\$ 914.41	\$ 69.36	\$ 22.20	\$ 822.85
City Of Bloomington	53-09-12-200-023.000-015		1A	N	\$ -	\$ -	\$ -	\$ 1.5790	\$ 2.3198	\$ -	\$ -	\$ -	\$ -	\$ -	\$ -	\$ -	\$ -	\$ -
Santiago, Lela Marie & Kenneth	53-09-02-300-064.000-015	2037	1A	N	\$ 215,700	\$ 107,745	\$ 107,955	\$ 1.5790	\$ 2.3198	\$ 1,644.08	\$ 2,532.28	\$ 271.32	\$ -	\$ 616.88	\$ 888.20	\$ 69.36	\$ 22.20	\$ 796.64
Meyer, Keith D & Jennifer	53-09-02-300-038.000-015	2037	1A	N	\$ 217,800	\$ 145,920	\$ 71,880	\$ 1.5790	\$ 2.3198	\$ 1,094.68	\$ 1,801.24	\$ 193.00	\$ -	\$ 513.56	\$ 706.56	\$ 69.36	\$ 22.20	\$ 615.00
Factora, Troy	53-09-02-300-041.000-015	2037	1A	N	\$ 255,500	\$ 121,570	\$ 133,930	\$ 1.5790	\$ 2.3198	\$ 2,039.64	\$ 3,002.70	\$ 321.72	\$ -	\$ 641.33	\$ 963.06	\$ 69.36	\$ 22.20	\$ 871.50
Christensen, Brian S & Diane M	53-09-02-300-076.000-015	2037	1A	N	\$ 216,300	\$ 104,850	\$ 111,450	\$ 1.5790	\$ 2.3198	\$ 1,697.48	\$ 2,546.88	\$ 272.88	\$ -	\$ 576.52	\$ 849.40	\$ 69.36	\$ 22.20	\$ 757.84
Cabezas, Jorge E Vasquez & Stephanie M Willis	53-01-63-039-278.000-015	2121	1A	N	\$ 215,700	\$ 104,745	\$ 110,955	\$ 1.5790	\$ 2.3198	\$ 1,689.76	\$ 2,535.52	\$ 271.67	\$ -	\$ 574.09	\$ 845.76	\$ 69.36	\$ 22.20	\$ 754.20
Shrum, James C & Rebecca L	53-01-63-039-279.000-015	2121	1A	N	\$ 198,500	\$ 98,235	\$ 100,265	\$ 1.5790	\$ 2.3198	\$ 1,527.76	\$ 2,350.53	\$ 251.85	\$ -	\$ 570.92	\$ 822.77	\$ 69.36	\$ 22.20	\$ 731.21
Elliott-Felton, Julia F	53-01-63-039-280.000-015	2121	1A	N	\$ 201,800	\$ 102,705	\$ 99,095	\$ 1.5790	\$ 2.3198	\$ 1,509.14	\$ 2,361.43	\$ 253.00	\$ -	\$ 599.29	\$ 852.29	\$ 69.36	\$ 22.20	\$ 760.73
Dabney, Angela D	53-01-63-039-281.000-015	2121	1A	N	\$ 174,000	\$ 93,150	\$ 80,850	\$ 1.5790	\$ 2.3198	\$ 1,231.28	\$ 2,026.03	\$ 217.07	\$ -	\$ 577.67	\$ 794.75	\$ 69.36	\$ 22.20	\$ 703.19
Brown, Mary J	53-01-63-039-282.000-015	2121	1A	N	\$ 188,400	\$ 98,190	\$ 90,210	\$ 1.5790	\$ 2.3198	\$ 1,373.84	\$ 2,207.37	\$ 236.50	\$ -	\$ 597.03	\$ 833.53	\$ 69.36	\$ 22.20	\$ 741.97
Danns, Dionne Revocable Declaration of Trust	53-01-63-039-283.000-015	2121	1A	N	\$ 203,100	\$ 103,335	\$ 99,765	\$ 1.5790	\$ 2.3198	\$ 1,519.36	\$ 2,382.33	\$ 255.25	\$ -	\$ 607.71	\$ 862.97	\$ 69.36	\$ 22.20	\$ 771.41
Kelley, Shawn L & Carrie B	53-01-63-039-284.000-015	2121	1A	N	\$ 217,400	\$ 108,340	\$ 109,060	\$ 1.5790	\$ 2.3198	\$ 1,660.92	\$ 2,552.50	\$ 273.48	\$ -	\$ 618.10	\$ 891.58	\$ 69.36	\$ 22.20	\$ 800.02
Blaszka, Matthew M	53-01-63-039-285.000-015	2130	1A	N	\$ 185,400	\$ 97,140	\$ 88,260	\$ 1.5790	\$ 2.3198	\$ 1,344.14	\$ 2,171.67	\$ 232.67	\$ -	\$ 594.85	\$ 827.53	\$ 69.36	\$ 22.20	\$ 735.97
Manning, Debra J	53-01-63-039-286.000-015	2130	1A	N	\$ 203,700	\$ 100,545	\$ 103,155	\$ 1.5790	\$ 2.3198	\$ 1,570.98	\$ 2,392.71	\$ 256.37	\$ -	\$ 565.36	\$ 821.73	\$ 69.36	\$ 22.20	\$ 730.17
Kriese, Anna & Joshua Avinoam	53-01-63-039-287.000-015	2130	1A	N	\$ 196,800	\$ 101,130	\$ 95,670	\$ 1.5790	\$ 2.3198	\$ 1,457.00	\$ 2,307.34	\$ 247.21	\$ -	\$ 603.13	\$ 850.34	\$ 69.36	\$ 22.20	\$ 758.78
Ta, Kim Huong Thi; Nguyen, Larry	53-01-63-039-288.000-015	2130	1A	N	\$ 205,200	\$ 104,070	\$ 101,130	\$ 1.5790	\$ 2.3198	\$ 1,540.12	\$ 2,407.32	\$ 257.94	\$ -	\$ 609.27	\$ 867.20	\$ 69.36	\$ 22.20	\$ 775.64
Ratzburg, Joshua K & Sarah I	53-01-63-039-289.000-015	2130	1A	N	\$ 173,800	\$ 93,080	\$ 80,720	\$ 1.5790	\$ 2.3198	\$ 1,229.32	\$ 2,022.76	\$ 216.72	\$ -	\$ 576.72	\$ 793.44	\$ 69.36	\$ 22.20	\$ 701.88
Gunterman, Elizabeth & Paul Ryan	53-09-02-100-004.006-015	2309	1A	N	\$ 319,000	\$ 143,900	\$ 175,100	\$ 1.5790	\$ 2.3198	\$ 2,666.64	\$ 3,761.66	\$ 403.03	\$ -	\$ 691.98	\$ 1,095.02	\$ -	\$ -	\$ 1,095.02
Rollins, Jack D & Linda S	53-09-02-100-004.007-015	2309	1A	N	\$ 238,400	\$ 115,690	\$ 122,710	\$ 1.5790	\$ 2.3198	\$ 1,868.78	\$ 2,802.43	\$ 300.26	\$ -	\$ 633.39	\$ 933.65	\$ -	\$ -	\$ 933.65
Hill, Kevin B & Tawni A	53-09-02-100-004.008-015	2309	1A	N	\$ 330,600	\$ 140,435	\$ 190,165	\$ 1.5790	\$ 2.3198	\$ 2,906.44	\$ 4,127.74	\$ 442.26	\$ -	\$ 779.03	\$ 1,221.30	\$ -	\$ -	\$ 1,221.30
Dart, Phillip E & Judy A	53-09-02-100-004.009-015	2309	1A	N	\$ 321,000	\$ 141,600	\$ 179,400	\$ 1.5790	\$ 2.3198	\$ 2,732.14	\$ 3,788.69	\$ 405.93	\$ -	\$ 650.62	\$ 1,056.55	\$ 69.36	\$ 22.20	\$ 964.99
Rosenbeck, Brian L	53-09-02-100-004.010-015	2309	1A	N	\$ 308,900	\$ 140,365	\$ 168,535	\$ 1.5790	\$ 2.3198	\$ 2,566.68	\$ 3,641.45	\$ 390.15	\$ -	\$ 684.62	\$ 1,074.77	\$ 69.36	\$ 22.20	\$ 983.21
Fox, David K & Amy A	53-09-02-100-004.011-015	2309	1A	N	\$ 289,600	\$ 133,610	\$ 155,990	\$ 1.5790	\$ 2.3198	\$ 2,375.60	\$ 3,411.77	\$ 365.55	\$ -	\$ 670.62	\$ 1,036.17	\$ 69.36	\$ 22.20	\$ 944.61
Abdelkader, Fadi H & Lyndsey M	53-09-02-100-004.012-015	2309	1A	N	\$ 369,500	\$ 150,935	\$ 218,565	\$ 1.5790	\$ 2.3198	\$ 3,343.96	\$ 4,716.00	\$ 505.29	\$ -	\$ 866.75	\$ 1,372.04	\$ 69.36	\$ 22.20	\$ 1,280.48
Bowles, Brett C & Paige K	53-09-02-100-004.013-015	2309	1A	N	\$ 386,100	\$ 167,385	\$ 218,715	\$ 1.5790	\$ 2.3198	\$ 3,330.88	\$ 4,560.22	\$ 488.60	\$ -	\$ 740.74	\$ 1,229.34	\$ 69.36	\$ 22.20	\$ 1,137.78
Schaefer, Matthew M & Staggs, Tyler E	53-09-02-100-004.014-015	2309	1A	N	\$ 299,800	\$ 137,180	\$ 162,620	\$ 1.5790	\$ 2.3198	\$ 2,476.58	\$ 3,533.15	\$ 378.54	\$ -	\$ 678.02	\$ 1,056.57	\$ 69.36	\$ 22.20	\$ 965.01
OConnor, John M & Axsom, Rachel	53-09-02-100-004.015-015	2309	1A	N	\$ 286,900	\$ 132,665	\$ 154,235	\$ 1.5790	\$ 2.3198	\$ 2,348.88	\$ 3,379.63	\$ 362.10	\$ -	\$ 668.65	\$ 1,030.75	\$ 69.36	\$ 22.20	\$ 939.19
Wilson, Kenneth E & Jennifer	53-09-02-100-004.016-015	2309	1A	N	\$ 426,700	\$ 195,740	\$ 230,960	\$ 1.5790	\$ 2.3198	\$ 3,519.00	\$ 4,755.28	\$ 509.49	\$ -	\$ 726.79	\$ 1,236.28	\$ 69.36	\$ 22.20	\$ 1,144.72
O'Hagan, Heather M	53-09-02-100-004.017-015	2309	1A	N	\$ 309,500	\$ 140,575	\$ 168,925	\$ 1.5790	\$ 2.3198	\$ 2,572.60	\$ 3,648.60	\$ 390.92	\$ -	\$ 685.07	\$ 1,076.00	\$ 69.36	\$ 22.20	\$ 984.44
Way, Sheila Y	53-09-02-100-004.018-015	2309	1A	N	\$ 245,600	\$ 118,210	\$ 127,390	\$ 1.5790	\$ 2.3198	\$ 1,940.06	\$ 2,888.12	\$ 309.45	\$ -	\$ 638.62	\$ 948.06	\$ 69.36	\$ 22.20	\$ 856.50
Acacia Investments LLC; Texin LLC; TF Warehouses LLC	53-04-25-300-025.000-011	1901	1A	N	\$ 2,261,800	\$ -	\$ 2,261,800	\$ 1.7781	\$ 2.4986	\$ 40,217.08	\$ 63,295.78	\$ 6,781.69	\$ -	\$ 16,297.01	\$ 23,078.70	\$ 69.36	\$ 22.20	\$ 22,987.14
Board Of Commissioners Of Monroe Co	53-04-36-200-012.000-011		1A	N	\$ -	\$ -	\$ -	\$ 1.7781	\$ 2.4986	\$ -	\$ -	\$ -	\$ -	\$ -	\$ -	\$ -	\$ -	\$ -
Board Of Commissioners Of	53-04-25-300-022.000-011		1A	N	\$ -	\$ -	\$ -	\$ 1.7781	\$ 2.4986	\$ -	\$ -	\$ -	\$ -	\$ -	\$ -	\$ -	\$ -	\$ -
Acacia Investments LLC & Texin LLC	53-04-25-400-019.000-011		1A	N	\$ 1,800	\$ -	\$ 1,800	\$ 1.7781	\$ 2.4986	\$ 32.00	\$ 50.37	\$ 5.40	\$ -	\$ 12.98	\$ 18.37	\$ -	\$ -	\$ 18.37
Acacia Investments LLC & Texin LLC	53-04-25-400-001.000-011		1A	N	\$ 1,577,600	\$ -	\$ 1,577,600	\$ 1.7781	\$ 2.4986	\$ 28,051.32	\$ 44,148.65	\$ 4,730.21	\$ -	\$ 11,367.12	\$ 16,097.33	\$ -	\$ -	\$ 16,097.33
Acacia Investments LLC & Texin LLC	53-04-25-400-023.000-011		1A	N	\$ 4,057,200	\$ -	\$ 4,057,200	\$ 1.7781	\$ 2.4986	\$ 72,141.08	\$ 113,539.50	\$ 12,164.95	\$ -	\$ 29,233.47	\$ 41,398.42	\$ -	\$ -	\$ 41,398.42
Board Of Commissioners Of	53-04-25-400-012.000-011		1A	N	\$ -	\$ -	\$ -	\$ 1.7781	\$ 2.4986	\$ -	\$ -	\$ -	\$ -	\$ -	\$ -	\$ -	\$ -	\$ -
Manwaring, William A & Priscilla O Joint Revocable Trust	53-04-36-302-003.000-011		1A	N	\$ 118,600	\$ 70,760	\$ 47,840	\$ 1.7781	\$ 2.4986	\$ 818.48	\$ 1,288.16	\$ 138.02	\$ -	\$ 331.66	\$ 469.68	\$ 69.36	\$ 22.20	\$ 378.12
Shelby Bloomington LLC	53-04-36-101-002.000-011		1A	N	\$ 20,900	\$ -	\$ 20,900	\$ 1.7781	\$ 2.4986	\$ 371.62	\$ 584.88	\$ 62.67	\$ -	\$ 150.59	\$ 213.26	\$ -	\$ -	\$ 213.26
Gailes Gas & Electric Inc	53-04-36-101-001.000-011		1A	N	\$ 471,100	\$ -	\$ 471,100	\$ 1.7781	\$ 2.4986	\$ 8,376.64	\$ 13,183.59	\$ 1,412.53	\$ -	\$ 3,394.42	\$ 4,806.95	\$ 69.36	\$ 22.20	\$ 4,715.39
Ashba, Meg M	53-04-36-303-096.000-011		1A	N	\$ 154,400	\$ 86,290	\$ 68,110	\$ 1.7781	\$ 2.4986	\$ 1,165.26	\$ 1,729.28	\$ 185.28	\$ -	\$ 378.74	\$ 564.02	\$ 69.36	\$ 22.20	\$ 472.46
Lawrence, James A & Tammi S	53-04-36-303-077.000-011	2459	1A	N	\$ 168,900	\$ 88,365	\$ 80,535	\$ 1.7781	\$ 2.4986	\$ 1,377.84	\$ 1,891.68	\$ 202.68	\$ -	\$ 311.16	\$ 513.84	\$ 69.36	\$ 22.20	\$ 422.28
Hill, Donald L. & Carolyn S.	53-04-36-302-012.000-011		1A	N	\$ 96,900	\$ 80,165	\$ 16,735	\$ 1.7781	\$ 2.4986	\$ 64.92	\$ 66.22	\$ -	\$ -	\$ 1.30	\$ 1.30	\$ 69.36	\$ 22.20	\$ (90.26)
Summers, Connie J	53-04-36-303-034.000-011		1A	N	\$ 140,700	\$ 81,495	\$ 59,205	\$ 1.7781	\$ 2.4986	\$ 1,012.92	\$ 1,575.85	\$ 168.85	\$ -	\$ 394.08	\$ 562.93	\$ 69.36	\$ 22.20	\$ 471.37
MDV Spartannash LLC	53-04-36-200-016.013-011		1A	N	\$ 382,500	\$ -	\$ 382,500	\$ 1.7781	\$ 2.4986	\$ 6,801.24	\$ 10,704.15	\$ 1,146.87	\$ -	\$ 2,756.03	\$ 3,902.91	\$ -	\$ -	\$ 3,902.91

City of Bloomington

Area #1A: South-West Annexation Area - Tax Impacts Analysis



Note (1): This section shows the inc/(dec) in tax bills due to differences between township fire protection rates and the Monroe Fire Protection District fire rate

Owner Name	Parcel #	Waiver	Annexation Area	AG	2020 Pay 2021 Gross AV	2020 Pay 2021 Deductions /Exemptions	2020 Pay 2021 NAV	Pre-Annex 2020 Pay 2021 Prop Tax Rate	Post-Annex Prop Tax Rate	Pre-Annex Tax Bill	Post-Annex Tax Bill	Net Tax Bill Increase Due Solely to AV Growth (12% - Aggregate over 4 years)	Net Tax Bill Increase Due to Difference Between Fire Rates (1)	Net Tax Bill Increase Due to Annexation	Total Post-Annexation Net Tax Bill Increase	Benefit 1 Yearly Sewer Bill Savings (@ 4000 Gal/Month)	Benefit 2 Yearly Fire Protection (Water Surcharge) Savings	Post-Annex Tax Bill Inc/(Dec) Net of Benefits
Duncan Supply Co. Inc.	53-04-36-200-016.014-011	2481	1A	N	\$ 1,663,900	\$ -	\$ 1,663,900	\$ 1.7781	\$ 2.4986	\$ 29,585.80	\$ 46,563.73	\$ 4,988.97	\$ -	\$ 11,988.96	\$ 16,977.93	\$ -	\$ -	\$ 16,977.93
Fluke, Teresa L	53-04-36-303-056.000-011		1A	N	\$ 106,600	\$ 69,280	\$ 37,320	\$ 1.7781	\$ 2.4986	\$ 638.48	\$ 1,004.87	\$ 107.66	\$ -	\$ 258.74	\$ 366.39	\$ 69.36	\$ 22.20	\$ 274.83
Stewart, Gary D & Melanee G	53-04-36-303-030.000-011		1A	N	\$ 150,900	\$ 82,860	\$ 68,040	\$ 1.7781	\$ 2.4986	\$ 1,166.28	\$ 1,711.87	\$ 183.42	\$ -	\$ 362.17	\$ 545.59	\$ 69.36	\$ 22.20	\$ 454.03
Busler, Ronald B & Diane	53-04-36-302-013.000-011		1A	N	\$ 122,200	\$ 113,910	\$ 8,290	\$ 1.7781	\$ 2.4986	\$ 141.84	\$ 223.23	\$ 23.92	\$ -	\$ 57.47	\$ 81.39	\$ 69.36	\$ 22.20	\$ (10.17)
Board Of Commissioners Monroe County, The	53-04-36-302-028.000-011		1A	N	\$ -	\$ -	\$ -	\$ 1.7781	\$ 2.4986	\$ -	\$ -	\$ -	\$ -	\$ -	\$ -	\$ -	\$ -	\$ -
Myers, Charles H	53-04-36-303-029.000-011		1A	N	\$ 132,600	\$ -	\$ 132,600	\$ 1.7781	\$ 2.4986	\$ 2,357.76	\$ 2,970.24	\$ 318.24	\$ -	\$ 294.24	\$ 612.48	\$ 69.36	\$ 22.20	\$ 520.92
Adams, Michael Dwayne	53-04-36-303-022.000-011		1A	N	\$ 128,500	\$ 77,225	\$ 51,275	\$ 1.7781	\$ 2.4986	\$ 877.24	\$ 1,380.65	\$ 147.93	\$ -	\$ 355.48	\$ 503.41	\$ 69.36	\$ 22.20	\$ 411.85
Grubb, Aaron & McMillian, Tamara & W/L/E Grubb, Kenneth D	53-04-36-303-057.000-011		1A	N	\$ 151,300	\$ 96,030	\$ 55,270	\$ 1.7781	\$ 2.4986	\$ 759.80	\$ 775.00	\$ -	\$ -	\$ 15.20	\$ 15.20	\$ 69.36	\$ 22.20	\$ (76.36)
Link, David A & Margaret	53-04-36-303-075.000-011		1A	N	\$ 119,100	\$ 84,935	\$ 34,165	\$ 1.7781	\$ 2.4986	\$ 287.56	\$ 293.31	\$ -	\$ -	\$ 5.75	\$ 5.75	\$ 69.36	\$ 22.20	\$ (85.81)
Braunlin, Linda L Revocable Trust	53-04-36-302-015.000-011	1838	1A	N	\$ 118,600	\$ -	\$ 118,600	\$ 1.7781	\$ 2.4986	\$ 2,108.84	\$ 2,656.64	\$ 284.64	\$ -	\$ 263.16	\$ 547.80	\$ 69.36	\$ 22.20	\$ 456.24
Kim, Hanui & Shuck, James D	53-04-36-303-039.000-011		1A	N	\$ 153,600	\$ 86,010	\$ 67,590	\$ 1.7781	\$ 2.4986	\$ 1,156.36	\$ 1,720.32	\$ 184.32	\$ -	\$ 379.64	\$ 563.96	\$ 69.36	\$ 22.20	\$ 472.40
Acacia Investments LLC & Texin LLC	53-04-36-100-003.000-011		1A	N	\$ 800	\$ -	\$ 800	\$ 1.7781	\$ 2.4986	\$ 14.22	\$ 22.39	\$ 2.40	\$ -	\$ 5.77	\$ 8.17	\$ -	\$ -	\$ 8.17
Louisville, Nashville R.r. Co. Seaboard System Railroad, Inc.	53-04-36-200-009.000-011		1A	N	\$ 700	\$ -	\$ 700	\$ 1.7781	\$ 2.4986	\$ 12.45	\$ 19.59	\$ 2.10	\$ -	\$ 5.04	\$ 7.14	\$ -	\$ -	\$ 7.14
Acacia Investments LLC & Texin LLC	53-04-36-200-024.000-011	1063	1A	N	\$ 1,845,700	\$ -	\$ 1,845,700	\$ 1.7781	\$ 2.4986	\$ 32,818.40	\$ 51,651.35	\$ 5,534.07	\$ -	\$ 13,298.88	\$ 18,832.95	\$ 69.36	\$ 118.68	\$ 18,644.91
Hazel, Paul E Jr & Claudia Lu	53-04-36-303-103.000-011		1A	N	\$ 156,800	\$ 86,955	\$ 69,845	\$ 1.7781	\$ 2.4986	\$ 1,194.94	\$ 1,750.55	\$ 187.55	\$ -	\$ 368.06	\$ 555.61	\$ 69.36	\$ 22.20	\$ 464.05
Board Of Commissioners Of	53-04-36-200-022.000-011		1A	N	\$ -	\$ -	\$ -	\$ 1.7781	\$ 2.4986	\$ -	\$ -	\$ -	\$ -	\$ -	\$ -	\$ -	\$ -	\$ -
Baham, Anthony & Jacqueline Spears	53-09-01-211-029.000-015		1A	N	\$ 152,800	\$ 85,730	\$ 67,070	\$ 1.5790	\$ 2.3198	\$ 1,021.44	\$ 1,680.70	\$ 180.07	\$ -	\$ 479.19	\$ 659.26	\$ 69.36	\$ 14.76	\$ 575.14
Weddle, James Roger & Tami Sue Revocable Trust	53-09-12-201-006.000-015		1A	N	\$ 150,100	\$ 79,230	\$ 70,870	\$ 1.5790	\$ 2.3198	\$ 1,083.40	\$ 1,782.65	\$ 190.99	\$ -	\$ 508.26	\$ 699.25	\$ 69.36	\$ 14.76	\$ 615.13
Morley, Richard H	53-09-12-201-004.000-015	1134	1A	N	\$ 231,900	\$ 110,240	\$ 121,660	\$ 1.5790	\$ 2.3198	\$ 1,853.08	\$ 2,735.35	\$ 293.07	\$ -	\$ 589.20	\$ 882.27	\$ 69.36	\$ 22.20	\$ 790.71
Taylor Rentals LLC	53-09-01-302-026.000-015		1A	N	\$ 143,000	\$ -	\$ 143,000	\$ 1.5790	\$ 2.3198	\$ 2,257.96	\$ 3,357.43	\$ 359.73	\$ -	\$ 739.75	\$ 1,099.47	\$ -	\$ -	\$ 1,099.47
Walters, William D & Cynthia A	53-09-02-101-017.000-015		1A	N	\$ 204,100	\$ 103,370	\$ 100,730	\$ 1.5790	\$ 2.3198	\$ 1,534.04	\$ 2,384.49	\$ 255.49	\$ -	\$ 594.96	\$ 850.45	\$ 69.36	\$ 22.20	\$ 758.89
Denney, Steven M & Amyse S	53-09-12-201-011.000-015		1A	N	\$ 133,100	\$ 75,835	\$ 57,265	\$ 1.5790	\$ 2.3198	\$ 872.10	\$ 1,435.01	\$ 153.75	\$ -	\$ 409.15	\$ 562.91	\$ 69.36	\$ 22.20	\$ 471.35
Jeffers, Cheryl	53-09-01-213-029.000-015		1A	N	\$ 152,900	\$ 85,765	\$ 67,135	\$ 1.5790	\$ 2.3198	\$ 1,022.42	\$ 1,682.34	\$ 180.25	\$ -	\$ 479.67	\$ 659.92	\$ 69.36	\$ 22.20	\$ 568.36
Sullivan, Vernon Michael	53-09-01-300-035.000-015		1A	N	\$ 117,200	\$ -	\$ 117,200	\$ 1.5790	\$ 2.3198	\$ 1,850.60	\$ 2,751.69	\$ 294.82	\$ -	\$ 606.26	\$ 901.09	\$ -	\$ -	\$ 901.09
Axson, Byron Lee & Jacquelyn S	53-09-01-300-010.000-015		1A	N	\$ 115,200	\$ -	\$ 115,200	\$ 1.5790	\$ 2.3198	\$ 1,819.00	\$ 2,704.73	\$ 289.79	\$ -	\$ 595.94	\$ 885.73	\$ -	\$ -	\$ 885.73
Griggs, Denise Lynn & Adams, Gregory Elisha II	53-09-12-201-020.000-015		1A	N	\$ 152,700	\$ 85,695	\$ 67,005	\$ 1.5790	\$ 2.3198	\$ 1,020.44	\$ 1,679.09	\$ 179.91	\$ -	\$ 478.74	\$ 658.65	\$ 69.36	\$ 14.76	\$ 574.53
Public Investment Corp	53-09-12-100-009.000-015		1A	N	\$ 6,977,900	\$ -	\$ 6,977,900	\$ 1.5790	\$ 2.3198	\$ 110,181.04	\$ 181,297.36	\$ 19,424.72	\$ -	\$ 51,691.60	\$ 71,116.32	\$ -	\$ -	\$ 71,116.32
Public Investment Corp.	53-09-12-400-029.000-015	2132	1A	N	\$ 377,800	\$ -	\$ 377,800	\$ 1.5790	\$ 2.3198	\$ 5,965.46	\$ 9,815.87	\$ 1,051.70	\$ -	\$ 2,798.71	\$ 3,850.41	\$ 69.36	\$ 22.20	\$ 3,758.85
McPheeters, James	53-09-01-304-009.000-015		1A	N	\$ 114,000	\$ 72,150	\$ 41,850	\$ 1.5790	\$ 2.3198	\$ 637.34	\$ 1,048.71	\$ 112.36	\$ -	\$ 299.01	\$ 411.37	\$ -	\$ -	\$ 411.37
Nasby, Britt K	53-09-01-304-005.000-015		1A	N	\$ 114,400	\$ 72,290	\$ 42,110	\$ 1.5790	\$ 2.3198	\$ 641.32	\$ 1,055.23	\$ 113.06	\$ -	\$ 300.86	\$ 413.91	\$ -	\$ -	\$ 413.91
Tiburcio, Nelson Jose	53-09-01-304-022.000-015		1A	N	\$ 114,000	\$ -	\$ 114,000	\$ 1.5790	\$ 2.3198	\$ 1,800.06	\$ 2,676.56	\$ 286.77	\$ -	\$ 589.72	\$ 876.50	\$ -	\$ -	\$ 876.50
Hovious, Dana	53-09-01-304-014.000-015		1A	N	\$ 112,300	\$ 71,555	\$ 40,745	\$ 1.5790	\$ 2.3198	\$ 620.52	\$ 1,021.02	\$ 109.39	\$ -	\$ 291.11	\$ 400.50	\$ -	\$ -	\$ 400.50
McDonough, Maureen	53-09-01-304-019.000-015		1A	N	\$ 114,000	\$ 72,150	\$ 41,850	\$ 1.5790	\$ 2.3198	\$ 637.34	\$ 1,048.71	\$ 112.36	\$ -	\$ 299.01	\$ 411.37	\$ -	\$ -	\$ 411.37
Purcell, Roger Lee & Joyce A	53-09-01-209-061.000-015		1A	N	\$ 176,300	\$ 90,640	\$ 85,660	\$ 1.5790	\$ 2.3198	\$ 1,305.04	\$ 2,079.28	\$ 222.78	\$ -	\$ 551.46	\$ 774.24	\$ 69.36	\$ 14.76	\$ 690.12
Christman, Leland I & Elizabeth A (95%); Christman, Teanna M (5%)	53-09-01-303-016.000-015		1A	N	\$ 113,600	\$ 68,835	\$ 44,765	\$ 1.5790	\$ 2.3198	\$ 682.02	\$ 1,122.23	\$ 120.24	\$ -	\$ 319.97	\$ 440.21	\$ -	\$ -	\$ 440.21
Isidro, Eduardo & Lopez, Luz Maria	53-09-01-303-001.000-015		1A	N	\$ 119,900	\$ 71,215	\$ 48,685	\$ 1.5790	\$ 2.3198	\$ 741.44	\$ 1,219.99	\$ 130.71	\$ -	\$ 347.84	\$ 478.55	\$ -	\$ -	\$ 478.55
Siddiqui, Shujauddin S & Shaik, Hafeeza M; Shaik, Meher Taj	53-09-01-303-013.000-015		1A	N	\$ 113,600	\$ 71,835	\$ 41,765	\$ 1.5790	\$ 2.3198	\$ 636.04	\$ 1,046.59	\$ 112.14	\$ -	\$ 298.41	\$ 410.55	\$ -	\$ -	\$ 410.55
Wood, Teresa L	53-09-01-303-022.000-015		1A	N	\$ 116,200	\$ 72,920	\$ 43,280	\$ 1.5790	\$ 2.3198	\$ 659.12	\$ 1,084.56	\$ 116.21	\$ -	\$ 309.23	\$ 425.44	\$ -	\$ -	\$ 425.44
Stand, LaDonna	53-09-01-303-007.000-015		1A	N	\$ 113,100	\$ 71,835	\$ 41,265	\$ 1.5790	\$ 2.3198	\$ 628.44	\$ 1,034.06	\$ 110.80	\$ -	\$ 294.83	\$ 405.62	\$ -	\$ -	\$ 405.62
Iamanna, Scott G & Olga Lucia Vargas-Iamanna	53-09-01-303-008.000-015		1A	N	\$ 118,800	\$ -	\$ 118,800	\$ 1.5790	\$ 2.3198	\$ 1,875.84	\$ 2,789.25	\$ 298.85	\$ -	\$ 614.56	\$ 913.41	\$ -	\$ -	\$ 913.41
Otto, Susan	53-09-01-303-003.000-015		1A	N	\$ 113,100	\$ 71,835	\$ 41,265	\$ 1.5790	\$ 2.3198	\$ 628.44	\$ 1,034.06	\$ 110.80	\$ -	\$ 294.83	\$ 405.62	\$ -	\$ -	\$ 405.62
Kirk, Myra J	53-09-01-300-001.000-015		1A	N	\$ 101,600	\$ 80,290	\$ 21,310	\$ 1.5790	\$ 2.3198	\$ 324.52	\$ 534.00	\$ 57.21	\$ -	\$ 152.27	\$ 209.48	\$ -	\$ -	\$ 209.48
Commons, @ Curry Homeowners	53-09-01-303-023.000-015		1A	N	\$ -	\$ -	\$ -	\$ 1.5790	\$ 2.3198	\$ -	\$ -	\$ -	\$ -	\$ -	\$ -	\$ -	\$ -	\$ -
Schooling, Telita Kay	53-09-01-209-036.000-015		1A	N	\$ 140,400	\$ 81,390	\$ 59,010	\$ 1.5790	\$ 2.3198	\$ 898.68	\$ 1,478.72	\$ 158.43	\$ -	\$ 421.61	\$ 580.04	\$ 69.36	\$ 14.76	\$ 495.92
Spangler, Kevin J	53-09-01-209-038.000-015		1A	N	\$ 121,600	\$ 71,810	\$ 49,790	\$ 1.5790	\$ 2.3198	\$ 758.26	\$ 1,247.69	\$ 133.69	\$ -	\$ 355.74	\$ 489.43	\$ 69.36	\$ 14.76	\$ 405.31
Dewitt, Allison	53-09-01-211-009.000-015		1A	N	\$ 172,200	\$ 92,520	\$ 79,680	\$ 1.5790	\$ 2.3198	\$ 1,213.48	\$ 1,996.71	\$ 213.94	\$ -	\$ 569.29	\$ 783.23	\$ 69.36	\$ 14.76	\$ 699.11
Briles, Ty	53-09-01-213-035.000-015		1A	N	\$ 125,200	\$ 73,070	\$ 52,130	\$ 1.5790	\$ 2.3198	\$ 793.90	\$ 1,306.34	\$ 139.97	\$ -	\$ 372.46	\$ 512.44	\$ 69.36	\$ 14.76	\$ 428.32
Cowden, Donald L Revocable Trust	53-09-12-200-028.000-015		1A	N	\$ 900,300	\$ -	\$ 900,300	\$ 1.5790	\$ 2.3198	\$ 14,215.74	\$ 21,137.75	\$ 2,264.76	\$ -	\$ 4,657.25	\$ 6,922.01	\$ 69.36	\$ 279.24	\$ 6,573.41

City of Bloomington

Area #1A: South-West Annexation Area - Tax Impacts Analysis



Note (1): This section shows the inc/(dec) in tax bills due to differences between township fire protection rates and the Monroe Fire Protection District fire rate

Owner Name	Parcel #	Waiver	Annexation Area	AG	2020 Pay 2021 Gross AV	2020 Pay 2021 Deductions /Exemptions	2020 Pay 2021 NAV	Pre-Annex 2020 Pay 2021 Prop Tax Rate	Post-Annex Prop Tax Rate	Pre-Annex Tax Bill	Post-Annex Tax Bill	Net Tax Bill Increase Due Solely to AV Growth (12% - Aggregate over 4 years)	Net Tax Bill Increase Due to Difference Between Fire Rates (1)	Net Tax Bill Increase Due to Annexation	Total Post-Annexation Net Tax Bill Increase	Benefit 1 Yearly Sewer Bill Savings (@ 4000 Gal/Month)	Benefit 2 Yearly Fire Protection (Water Surcharge) Savings	Post-Annex Tax Bill Inc/(Dec) Net of Benefits
Board Of Commissioners Monroe County, The	53-01-61-340-001.000-015		1A	N	\$ -	\$ -	\$ -	\$ 1.5790	\$ 2.3198	\$ -	\$ -	\$ -	\$ -	\$ -	\$ -	\$ -	\$ -	\$ -
Monroe County Community School Corp	53-09-02-400-006.000-015		1A	N	\$ -	\$ -	\$ -	\$ 1.5790	\$ 2.3198	\$ -	\$ -	\$ -	\$ -	\$ -	\$ -	\$ -	\$ -	\$ -
Monroe Co Community School Corp	53-09-02-400-006.000-015		1A	N	\$ -	\$ -	\$ -	\$ 1.5790	\$ 2.3198	\$ -	\$ -	\$ -	\$ -	\$ -	\$ -	\$ -	\$ -	\$ -
Hess, Ethan A	53-01-63-039-290.000-015	2130	1A	N	\$ 194,200	\$ 100,220	\$ 93,980	\$ 1.5790	\$ 2.3198	\$ 1,431.24	\$ 2,276.41	\$ 243.91	\$ -	\$ 601.26	\$ 845.17	\$ 69.36	\$ 22.20	\$ 753.61
Machado, Alwyn & Rubina D Revocable Trust	53-01-63-039-291.000-015	2130	1A	N	\$ 218,900	\$ 108,865	\$ 110,035	\$ 1.5790	\$ 2.3198	\$ 1,675.76	\$ 2,570.36	\$ 275.39	\$ -	\$ 619.20	\$ 894.60	\$ 69.36	\$ 22.20	\$ 803.04
Binion, De'Andre L & St John, Justice D	53-01-63-039-292.000-015	2130	1A	N	\$ 178,000	\$ 94,550	\$ 83,450	\$ 1.5790	\$ 2.3198	\$ 1,270.88	\$ 2,083.61	\$ 223.24	\$ -	\$ 589.48	\$ 812.73	\$ 69.36	\$ 22.20	\$ 721.17
Reintjes, Nicholas C	53-01-63-039-293.000-015	2130	1A	N	\$ 218,700	\$ 108,795	\$ 109,905	\$ 1.5790	\$ 2.3198	\$ 1,673.76	\$ 2,567.99	\$ 275.15	\$ -	\$ 619.08	\$ 894.23	\$ -	\$ -	\$ 894.23
Triplett, Thomas James & Johnson, Rebecca Jill	53-01-63-039-294.000-015	2130	1A	N	\$ 285,400	\$ 157,100	\$ 128,300	\$ 1.5790	\$ 2.3198	\$ 1,953.92	\$ 3,215.07	\$ 344.47	\$ -	\$ 916.68	\$ 1,261.15	\$ 69.36	\$ 22.20	\$ 1,169.59
Senac, John B III & Vanessa Oden-Senac	53-01-63-039-295.000-015	2130	1A	N	\$ 239,100	\$ 115,935	\$ 123,165	\$ 1.5790	\$ 2.3198	\$ 1,875.72	\$ 2,810.76	\$ 301.16	\$ -	\$ 633.89	\$ 935.04	\$ 69.36	\$ 22.20	\$ 843.48
Weddle, Violet C	53-01-63-039-296.000-015	2130	1A	N	\$ 198,500	\$ 126,685	\$ 71,815	\$ 1.5790	\$ 2.3198	\$ 1,093.68	\$ 1,799.61	\$ 192.82	\$ -	\$ 513.11	\$ 705.93	\$ 69.36	\$ 22.20	\$ 614.37
Massette, Ryan J & Susan J	53-01-63-039-297.000-015	2130	1A	N	\$ 204,400	\$ 100,790	\$ 103,610	\$ 1.5790	\$ 2.3198	\$ 1,577.90	\$ 2,401.03	\$ 257.25	\$ -	\$ 565.88	\$ 823.13	\$ 69.36	\$ 22.20	\$ 731.57
Monroe County	53-09-01-202-024.000-015		1A	N	\$ -	\$ -	\$ -	\$ 1.5790	\$ 2.3198	\$ -	\$ -	\$ -	\$ -	\$ -	\$ -	\$ -	\$ -	\$ -
Breunig, Jakob Z & Zipporah L	53-09-01-209-011.000-015		1A	N	\$ 137,900	\$ 80,165	\$ 57,735	\$ 1.5790	\$ 2.3198	\$ 879.28	\$ 1,446.78	\$ 155.01	\$ -	\$ 412.50	\$ 567.50	\$ 69.36	\$ 14.76	\$ 483.38
Keller, Lawrence J	53-09-02-400-002.000-015		1A	N	\$ 219,600	\$ 74,285	\$ 145,315	\$ 1.5790	\$ 2.3198	\$ 2,267.16	\$ 3,556.03	\$ 381.01	\$ -	\$ 907.86	\$ 1,288.87	\$ 69.36	\$ 14.76	\$ 1,204.75
Carrell, James M & Shirley J	53-01-63-039-298.000-015	2130	1A	N	\$ 179,200	\$ 108,970	\$ 70,230	\$ 1.5790	\$ 2.3198	\$ 1,069.56	\$ 1,090.95	\$ -	\$ -	\$ 21.39	\$ 21.39	\$ 69.36	\$ 22.20	\$ (70.17)
Wade, Summer E	53-01-63-039-299.000-015	2130	1A	N	\$ 182,100	\$ 95,985	\$ 86,115	\$ 1.5790	\$ 2.3198	\$ 1,311.48	\$ 2,132.40	\$ 228.48	\$ -	\$ 592.45	\$ 820.92	\$ 69.36	\$ 22.20	\$ 729.36
Nguyen, Trung	53-01-63-039-300.000-015	2130	1A	N	\$ 198,900	\$ 98,865	\$ 100,035	\$ 1.5790	\$ 2.3198	\$ 1,523.46	\$ 2,335.57	\$ 250.24	\$ -	\$ 561.87	\$ 812.11	\$ 69.36	\$ 22.20	\$ 720.55
Dang, Joseph & Dang, Myvan	53-01-63-039-301.000-015	2130	1A	N	\$ 15,500	\$ -	\$ 15,500	\$ 1.5790	\$ 2.3198	\$ 244.74	\$ 402.72	\$ 43.15	\$ -	\$ 114.83	\$ 157.98	\$ -	\$ -	\$ 157.98
Bundy, Bridgette M & Ryan W	53-01-63-039-302.000-015	2130	1A	N	\$ 245,400	\$ 143,100	\$ 102,300	\$ 1.5790	\$ 2.3198	\$ 1,557.96	\$ 2,563.54	\$ 274.67	\$ -	\$ 730.92	\$ 1,005.58	\$ -	\$ -	\$ 1,005.58
Sorenson, Crystal Faye	53-01-63-039-303.000-015	2130	1A	N	\$ 197,100	\$ 98,235	\$ 98,865	\$ 1.5790	\$ 2.3198	\$ 1,505.64	\$ 2,314.16	\$ 247.95	\$ -	\$ 560.57	\$ 808.52	\$ 69.36	\$ 22.20	\$ 716.96
Page, Brian C & Amber E	53-01-63-039-304.000-015	2130	1A	N	\$ 196,200	\$ 100,920	\$ 95,280	\$ 1.5790	\$ 2.3198	\$ 1,451.04	\$ 2,300.21	\$ 246.46	\$ -	\$ 602.71	\$ 849.17	\$ 69.36	\$ 22.20	\$ 757.61
Adams, Gregory L	53-01-63-039-305.000-015	2130	1A	N	\$ 232,200	\$ 113,520	\$ 118,680	\$ 1.5790	\$ 2.3198	\$ 1,807.40	\$ 2,728.65	\$ 292.36	\$ -	\$ 628.89	\$ 921.25	\$ 69.36	\$ 22.20	\$ 829.69
Bardsley, Anthony & Rebecca	53-01-63-039-306.000-015	2130	1A	N	\$ 317,200	\$ 168,230	\$ 148,970	\$ 1.5790	\$ 2.3198	\$ 2,268.72	\$ 3,713.30	\$ 397.85	\$ -	\$ 1,046.74	\$ 1,444.58	\$ -	\$ -	\$ 1,444.58
Spicer, Kathryn R	53-09-01-211-005.000-015		1A	N	\$ 134,300	\$ 79,255	\$ 55,045	\$ 1.5790	\$ 2.3198	\$ 838.28	\$ 1,379.36	\$ 147.78	\$ -	\$ 393.30	\$ 541.08	\$ 69.36	\$ 14.76	\$ 456.96
Conder Family Limited Partnership II	53-09-02-400-012.000-015		1A	Y	\$ 44,600	\$ -	\$ 44,600	\$ 1.5790	\$ 2.3198	\$ 704.24	\$ 704.24	\$ 342.90	\$ -	\$ -	\$ 342.90	\$ -	\$ -	\$ 342.90
Bloomington Church Of Christ, Trustees Of	53-09-02-400-011.000-015		1A	N	\$ 354,400	\$ 354,400	\$ -	\$ 1.5790	\$ 2.3198	\$ -	\$ -	\$ -	\$ -	\$ -	\$ -	\$ 69.36	\$ 37.08	\$ (106.44)
Clark, Jack R & Jacquelyn S	53-09-02-401-004.000-015		1A	N	\$ 216,900	\$ 104,045	\$ 112,855	\$ 1.5790	\$ 2.3198	\$ 1,720.48	\$ 2,594.86	\$ 278.03	\$ -	\$ 596.35	\$ 874.38	\$ 69.36	\$ 22.20	\$ 782.82
May, Margaret Sue	53-04-36-303-031.000-011		1A	N	\$ 120,400	\$ 74,390	\$ 46,010	\$ 1.7781	\$ 2.4986	\$ 787.16	\$ 1,238.88	\$ 132.73	\$ -	\$ 318.98	\$ 451.72	\$ 69.36	\$ 22.20	\$ 360.16
Hill, Holly	53-04-36-302-002.000-011		1A	N	\$ 102,100	\$ 64,985	\$ 37,115	\$ 1.7781	\$ 2.4986	\$ 634.98	\$ 999.37	\$ 107.08	\$ -	\$ 257.31	\$ 364.39	\$ 69.36	\$ 22.20	\$ 272.83
Acacia Investments LLC & Texin LLC	53-04-36-200-017.000-011		1A	N	\$ 35,600	\$ -	\$ 35,600	\$ 1.7781	\$ 2.4986	\$ 633.00	\$ 996.26	\$ 106.74	\$ -	\$ 256.51	\$ 363.26	\$ -	\$ -	\$ 363.26
Sherwood, Allison & Clayton Grubbs	53-04-36-303-009.000-011		1A	N	\$ 117,200	\$ 73,270	\$ 43,930	\$ 1.7781	\$ 2.4986	\$ 751.58	\$ 1,182.89	\$ 126.75	\$ -	\$ 304.56	\$ 431.31	\$ -	\$ -	\$ 431.31
Bennett, Carol A; Sipes, Anthony D & Sipes, Sherri L	53-04-36-303-063.000-011		1A	N	\$ 127,500	\$ 73,875	\$ 53,625	\$ 1.7781	\$ 2.4986	\$ 917.44	\$ 1,428.00	\$ 153.00	\$ -	\$ 357.56	\$ 510.56	\$ 69.36	\$ 22.20	\$ 419.00
Ben Tire Distributors Ltd	53-04-26-401-016.000-011	1420	1A	N	\$ 2,002,300	\$ -	\$ 2,002,300	\$ 1.7781	\$ 2.4986	\$ 35,602.90	\$ 56,033.75	\$ 6,003.62	\$ -	\$ 14,427.24	\$ 20,430.85	\$ 69.36	\$ 22.20	\$ 20,339.29
United States Postal Service	53-04-26-401-014.000-011	1579	1A	N	\$ -	\$ -	\$ -	\$ 1.7781	\$ 2.4986	\$ -	\$ -	\$ -	\$ -	\$ -	\$ -	\$ 69.36	\$ 22.20	\$ (91.56)
Commercial Service Properties LLC	53-04-26-401-015.000-011	2269	1A	N	\$ 1,767,500	\$ -	\$ 1,767,500	\$ 1.7781	\$ 2.4986	\$ 31,427.92	\$ 49,462.95	\$ 5,299.60	\$ -	\$ 12,735.42	\$ 18,035.03	\$ 69.36	\$ 22.20	\$ 17,943.47
JRBDA Holding Co LLC	53-04-25-301-001.000-011	2322	1A	N	\$ 276,100	\$ -	\$ 276,100	\$ 1.7781	\$ 2.4986	\$ 4,909.32	\$ 7,726.57	\$ 827.85	\$ -	\$ 1,989.41	\$ 2,817.25	\$ 69.36	\$ 22.20	\$ 2,725.69
Northwest Park LLC	53-04-36-201-007.000-011		1A	N	\$ 60,000	\$ -	\$ 60,000	\$ 1.7781	\$ 2.4986	\$ 1,066.86	\$ 1,679.08	\$ 179.90	\$ -	\$ 432.32	\$ 612.22	\$ -	\$ -	\$ 612.22
Loesch LLC	53-04-36-201-004.000-011		1A	N	\$ 452,800	\$ -	\$ 452,800	\$ 1.7781	\$ 2.4986	\$ 8,051.24	\$ 12,671.47	\$ 1,357.66	\$ -	\$ 3,262.57	\$ 4,620.23	\$ 69.36	\$ 22.20	\$ 4,528.67
Interchange Investments LLC	53-04-36-201-006.000-011		1A	N	\$ 401,100	\$ -	\$ 401,100	\$ 1.7781	\$ 2.4986	\$ 7,131.96	\$ 11,224.66	\$ 1,202.64	\$ -	\$ 2,890.06	\$ 4,092.70	\$ 69.36	\$ 22.20	\$ 4,001.14
Northwest Park LLC	53-04-36-201-005.000-011		1A	N	\$ 113,300	\$ -	\$ 113,300	\$ 1.7781	\$ 2.4986	\$ 2,014.60	\$ 3,170.67	\$ 339.71	\$ -	\$ 816.35	\$ 1,156.07	\$ -	\$ -	\$ 1,156.07
Wood, Martin L & Marilyn D	53-04-36-303-032.000-011		1A	N	\$ 138,000	\$ -	\$ 138,000	\$ 1.7781	\$ 2.4986	\$ 2,453.78	\$ 3,093.99	\$ 331.50	\$ -	\$ 308.71	\$ 640.21	\$ 69.36	\$ 22.20	\$ 548.65
Doyle, Daniel J	53-04-36-303-109.000-011		1A	N	\$ 115,900	\$ 72,815	\$ 43,085	\$ 1.7781	\$ 2.4986	\$ 737.12	\$ 1,160.12	\$ 124.29	\$ -	\$ 298.71	\$ 423.00	\$ 69.36	\$ 22.20	\$ 331.44
Perry, Derek S & Heidi B	53-04-36-303-025.000-011		1A	N	\$ 140,100	\$ 81,285	\$ 58,815	\$ 1.7781	\$ 2.4986	\$ 1,006.24	\$ 1,569.12	\$ 168.12	\$ -	\$ 394.76	\$ 562.88	\$ 69.36	\$ 22.20	\$ 471.32
Stiles, Cheryl	53-04-36-301-015.000-011		1A	N	\$ 130,900	\$ 78,065	\$ 52,835	\$ 1.7781	\$ 2.4986	\$ 903.92	\$ 1,422.65	\$ 152.42	\$ -	\$ 366.30	\$ 518.73	\$ 69.36	\$ 22.20	\$ 427.17
Hamblen, Regina K	53-04-36-303-011.000-011		1A	N	\$ 96,400	\$ 65,990	\$ 30,410	\$ 1.7781	\$ 2.4986	\$ 520.28	\$ 818.82	\$ 87.73	\$ -	\$ 210.82	\$ 298.54	\$ 69.36	\$ 22.20	\$ 206.98
Queen Bee Properties LLC	53-04-36-201-008.000-011		1A	N	\$ 298,300	\$ -	\$ 298,300	\$ 1.7781	\$ 2.4986	\$ 5,304.08	\$ 8,347.83	\$ 894.41	\$ -	\$ 2,149.34	\$ 3,043.75	\$ 69.36	\$ 37.08	\$ 2,937.31
Northwest Park LLC	53-04-36-201-001.000-011		1A	N	\$ 96,800	\$ -	\$ 96,800	\$ 1.7781	\$ 2.4986	\$ 1,721.20	\$ 2,708.92	\$ 290.24	\$ -	\$ 697.48	\$ 987.72	\$ -	\$ -	\$ 987.72
Provelli LLC	53-00-72-815-015.000-011		1A	N	\$ 2,087,200	\$ -	\$ 2,087,200	\$ 1.7781	\$ 2.4986	\$ 37,112.50	\$ 58,409.65	\$ 6,258.18	\$ -	\$ 15,038.97	\$ 21,297.15	\$ 69.36	\$ 118.68	\$ 21,109.11

City of Bloomington

Area #1A: South-West Annexation Area - Tax Impacts Analysis



Note (1): This section shows the inc/(dec) in tax bills due to differences between township fire protection rates and the Monroe Fire Protection District fire rate

Owner Name	Parcel #	Waiver	Annexation Area	AG	2020 Pay 2021 Gross AV	2020 Pay 2021 Deductions /Exemptions	2020 Pay 2021 NAV	Pre-Annex 2020 Pay 2021 Prop Tax Rate	Post-Annex Prop Tax Rate	Pre-Annex Tax Bill	Post-Annex Tax Bill	Net Tax Bill Increase Due Solely to AV Growth (12% - Aggregate over 4 years)	Net Tax Bill Increase Due to Difference Between Fire Rates (1)	Net Tax Bill Increase Due to Annexation	Total Post-Annexation Net Tax Bill Increase	Benefit 1 Yearly Sewer Bill Savings (@ 4000 Gal/Month)	Benefit 2 Yearly Fire Protection (Water Surcharge) Savings	Post-Annex Tax Bill Inc/(Dec) Net of Benefits
YMCA of Monroe County Inc	53-04-35-101-010.000-011	2311	1A	N	\$ 5,349,300	\$ 5,349,300	\$ -	\$ 1.7781	\$ 2.4986	\$ -	\$ -	\$ -	\$ -	\$ -	\$ -	\$ 69.36	\$ 279.24	\$ (348.60)
Richardson, Delores	53-04-36-303-038.000-011		1A	N	\$ 134,600	\$ 76,360	\$ 58,240	\$ 1.7781	\$ 2.4986	\$ 996.40	\$ 1,507.52	\$ 161.52	\$ -	\$ 349.60	\$ 511.12	\$ 69.36	\$ 22.20	\$ 419.56
Freeman, Dirk R & Christine D Trust	53-09-12-201-028.000-015		1A	N	\$ 156,600	\$ 84,060	\$ 72,540	\$ 1.5790	\$ 2.3198	\$ 1,104.72	\$ 1,817.78	\$ 194.77	\$ -	\$ 518.29	\$ 713.06	\$ 69.36	\$ 14.76	\$ 628.94
Sharr, Karen G	53-09-02-101-010.000-015		1A	N	\$ 170,900	\$ 91,960	\$ 78,940	\$ 1.5790	\$ 2.3198	\$ 1,202.20	\$ 1,978.17	\$ 211.95	\$ -	\$ 564.02	\$ 775.97	\$ 69.36	\$ 22.20	\$ 684.41
Payton, Ronald E	53-09-01-212-006.000-015		1A	N	\$ 154,900	\$ 83,465	\$ 71,435	\$ 1.5790	\$ 2.3198	\$ 1,087.90	\$ 1,790.08	\$ 191.79	\$ -	\$ 510.39	\$ 702.18	\$ 69.36	\$ 22.20	\$ 610.62
Delancy, Mary E	53-09-01-212-035.000-015		1A	N	\$ 134,800	\$ 79,430	\$ 55,370	\$ 1.5790	\$ 2.3198	\$ 843.24	\$ 1,387.50	\$ 148.65	\$ -	\$ 395.61	\$ 544.26	\$ 69.36	\$ 14.76	\$ 460.14
Trosky, Eric L & Natalie E	53-09-01-213-021.000-015		1A	N	\$ 139,000	\$ 77,865	\$ 61,135	\$ 1.5790	\$ 2.3198	\$ 931.10	\$ 1,532.08	\$ 164.15	\$ -	\$ 436.83	\$ 600.98	\$ -	\$ -	\$ 600.98
Finch, Jeffrey T & Cassidy; Owings, Lori Esters, Eric	53-09-01-209-023.000-015		1A	N	\$ 153,100	\$ 85,835	\$ 67,265	\$ 1.5790	\$ 2.3198	\$ 1,024.40	\$ 1,685.59	\$ 180.60	\$ -	\$ 480.59	\$ 661.19	\$ 69.36	\$ 22.20	\$ 569.63
	53-09-01-209-033.000-015		1A	N	\$ 203,300	\$ 103,405	\$ 99,895	\$ 1.5790	\$ 2.3198	\$ 1,521.32	\$ 2,384.69	\$ 255.50	\$ -	\$ 607.88	\$ 863.37	\$ 69.36	\$ 22.20	\$ 771.81
Monteilh, Eugene Jr & Maria	53-09-02-100-004.019-015	2309	1A	N	\$ 313,800	\$ 167,040	\$ 146,760	\$ 1.5790	\$ 2.3198	\$ 2,235.04	\$ 3,672.84	\$ 393.52	\$ -	\$ 1,044.29	\$ 1,437.80	\$ 69.36	\$ 22.20	\$ 1,346.24
Karim, Amatu Shako	53-09-02-100-004.020-015	2309	1A	N	\$ 322,600	\$ 145,160	\$ 177,440	\$ 1.5790	\$ 2.3198	\$ 2,702.28	\$ 3,804.50	\$ 407.63	\$ -	\$ 694.59	\$ 1,102.22	\$ 69.36	\$ 22.20	\$ 1,010.66
Gramlich, Don & Kathryn	53-09-02-100-004.021-015	2309	1A	N	\$ 242,700	\$ 142,155	\$ 100,545	\$ 1.5790	\$ 2.3198	\$ 1,531.24	\$ 2,519.55	\$ 269.94	\$ -	\$ 718.36	\$ 988.31	\$ 69.36	\$ 22.20	\$ 896.75
Tully, Paul F Jr. & Kathleen A	53-09-02-100-004.022-015	2309	1A	N	\$ 343,400	\$ 177,400	\$ 166,000	\$ 1.5790	\$ 2.3198	\$ 2,528.06	\$ 4,025.12	\$ 431.26	\$ -	\$ 1,065.80	\$ 1,497.06	\$ 69.36	\$ 22.20	\$ 1,405.50
Latimer, Julia Sharon	53-09-02-100-004.023-015	2309	1A	N	\$ 250,500	\$ 119,925	\$ 130,575	\$ 1.5790	\$ 2.3198	\$ 1,988.56	\$ 2,946.43	\$ 315.69	\$ -	\$ 642.18	\$ 957.87	\$ 69.36	\$ 22.20	\$ 866.31
Crespo, Adrian & Maria Cuevillas	53-09-02-100-004.024-015	2309	1A	N	\$ 385,100	\$ 167,035	\$ 218,065	\$ 1.5790	\$ 2.3198	\$ 3,320.96	\$ 4,548.32	\$ 487.32	\$ -	\$ 740.04	\$ 1,227.36	\$ 69.36	\$ 22.20	\$ 1,135.80
Alemneh, Teshome & Mengesha, Tsehay	53-09-02-100-004.025-015	2309	1A	N	\$ 342,200	\$ 152,020	\$ 190,180	\$ 1.5790	\$ 2.3198	\$ 2,896.30	\$ 4,037.77	\$ 432.62	\$ -	\$ 708.84	\$ 1,141.47	\$ 69.36	\$ 22.20	\$ 1,049.91
Chance, Gregory W & Tina K	53-09-02-100-004.026-015	2309	1A	N	\$ 316,600	\$ 143,060	\$ 173,540	\$ 1.5790	\$ 2.3198	\$ 2,642.88	\$ 3,733.10	\$ 399.98	\$ -	\$ 690.24	\$ 1,090.22	\$ 69.36	\$ 22.20	\$ 998.66
Bell, Kathi J	53-09-02-100-004.027-015	2309	1A	N	\$ 276,900	\$ 129,165	\$ 147,735	\$ 1.5790	\$ 2.3198	\$ 2,249.90	\$ 3,260.62	\$ 349.35	\$ -	\$ 661.37	\$ 1,010.72	\$ 69.36	\$ 22.20	\$ 919.16
Sater, Marilyn	53-09-01-300-019.000-015	1171	1A	N	\$ 234,000	\$ 100,825	\$ 133,175	\$ 1.5790	\$ 2.3198	\$ 2,044.70	\$ 3,168.68	\$ 339.50	\$ -	\$ 784.48	\$ 1,123.98	\$ 69.36	\$ 14.76	\$ 1,039.86
Baugh, Ronald	53-09-02-200-007.000-015		1A	N	\$ 2,000	\$ -	\$ 2,000	\$ 1.5790	\$ 2.3198	\$ 31.58	\$ 51.96	\$ 5.57	\$ -	\$ 14.82	\$ 20.38	\$ -	\$ -	\$ 20.38
Baugh, Ronald	53-09-02-200-001.000-015		1A	N	\$ 174,800	\$ -	\$ 174,800	\$ 1.5790	\$ 2.3198	\$ 2,760.08	\$ 4,194.16	\$ 449.37	\$ -	\$ 984.71	\$ 1,434.08	\$ 69.36	\$ 22.20	\$ 1,342.52
Goddard, Heather O	53-09-01-212-015.000-015		1A	N	\$ 146,700	\$ 83,595	\$ 63,105	\$ 1.5790	\$ 2.3198	\$ 961.04	\$ 1,581.36	\$ 169.44	\$ -	\$ 450.88	\$ 620.32	\$ 69.36	\$ 22.20	\$ 528.76
Woolard, Jeff G & Blake A Hutchison	53-09-12-300-025.000-015		1A	N	\$ 161,200	\$ -	\$ 161,200	\$ 1.5790	\$ 2.3198	\$ 2,545.36	\$ 3,990.75	\$ 427.58	\$ -	\$ 1,017.81	\$ 1,445.39	\$ 69.36	\$ 22.20	\$ 1,353.83
Scherer, Richard Devon	53-09-12-300-019.000-015		1A	N	\$ 133,500	\$ 78,975	\$ 54,525	\$ 1.5790	\$ 2.3198	\$ 830.38	\$ 1,366.35	\$ 146.39	\$ -	\$ 389.57	\$ 535.97	\$ 69.36	\$ 14.76	\$ 451.85
Olsen, Eleonore G	53-09-01-212-008.000-015		1A	N	\$ 117,500	\$ 84,025	\$ 33,475	\$ 1.5790	\$ 2.3198	\$ 299.74	\$ 305.73	\$ -	\$ -	\$ 5.99	\$ 5.99	\$ -	\$ -	\$ 5.99
Board Of Commissioners Monroe County, The	53-09-01-401-003.000-015		1A	N	\$ -	\$ -	\$ -	\$ 1.5790	\$ 2.3198	\$ -	\$ -	\$ -	\$ -	\$ -	\$ -	\$ -	\$ -	\$ -
Lettelleir, Ann M	53-09-01-209-047.000-015		1A	N	\$ 177,000	\$ 94,200	\$ 82,800	\$ 1.5790	\$ 2.3198	\$ 1,260.98	\$ 2,071.70	\$ 221.97	\$ -	\$ 588.76	\$ 810.72	\$ 69.36	\$ 14.76	\$ 726.60
Alcorn, Larry E	53-09-12-201-009.000-015		1A	N	\$ 129,100	\$ 77,435	\$ 51,665	\$ 1.5790	\$ 2.3198	\$ 786.82	\$ 1,294.68	\$ 138.72	\$ -	\$ 369.14	\$ 507.86	\$ 69.36	\$ 14.76	\$ 423.74
Hendrix, Suzanne L	53-09-01-209-019.000-015		1A	N	\$ 136,600	\$ 80,060	\$ 56,540	\$ 1.5790	\$ 2.3198	\$ 861.08	\$ 1,416.85	\$ 151.81	\$ -	\$ 403.96	\$ 555.77	\$ 69.36	\$ 14.76	\$ 471.65
Dunn, Kenneth L & Karla R	53-09-01-209-075.000-015		1A	N	\$ 186,300	\$ 97,455	\$ 88,845	\$ 1.5790	\$ 2.3198	\$ 1,353.04	\$ 2,182.38	\$ 233.82	\$ -	\$ 595.52	\$ 829.34	\$ 69.36	\$ 14.76	\$ 745.22
May, Don & Sara	53-09-01-209-059.000-015		1A	N	\$ 127,400	\$ 76,840	\$ 50,560	\$ 1.5790	\$ 2.3198	\$ 770.00	\$ 1,266.98	\$ 135.74	\$ -	\$ 361.24	\$ 496.98	\$ 69.36	\$ 14.76	\$ 412.86
Chambers, Stephen B & Wade, David N	53-09-01-211-034.000-015		1A	N	\$ 167,600	\$ 90,910	\$ 76,690	\$ 1.5790	\$ 2.3198	\$ 1,167.94	\$ 1,921.78	\$ 205.91	\$ -	\$ 547.93	\$ 753.84	\$ 69.36	\$ 14.76	\$ 669.72
Hospitality House Inc	53-09-01-300-033.000-015		1A	N	\$ 5,689,700	\$ -	\$ 5,689,700	\$ 1.5790	\$ 2.3198	\$ 89,840.36	\$ 133,587.21	\$ 14,312.92	\$ -	\$ 29,433.94	\$ 43,746.85	\$ 69.36	\$ 14.76	\$ 43,662.73
Board Of Commissioners Monroe County, The	53-09-01-300-039.000-015		1A	N	\$ -	\$ -	\$ -	\$ 1.5790	\$ 2.3198	\$ -	\$ -	\$ -	\$ -	\$ -	\$ -	\$ -	\$ -	\$ -
Indiana Home Care Corporation	53-01-61-356-010.000-015		1A	N	\$ 507,800	\$ -	\$ 507,800	\$ 1.5790	\$ 2.3198	\$ 8,018.16	\$ 13,193.48	\$ 1,413.59	\$ -	\$ 3,761.73	\$ 5,175.32	\$ 69.36	\$ 37.08	\$ 5,068.88
Gillmore, Alvin E Revocable Trust	53-09-12-201-031.000-015		1A	N	\$ 121,400	\$ 71,740	\$ 49,660	\$ 1.5790	\$ 2.3198	\$ 756.28	\$ 1,244.42	\$ 133.33	\$ -	\$ 354.81	\$ 488.14	\$ 69.36	\$ 14.76	\$ 404.02
Rayl, Joshua D	53-09-01-209-003.000-015		1A	N	\$ 116,400	\$ 72,990	\$ 43,410	\$ 1.5790	\$ 2.3198	\$ 661.10	\$ 1,087.81	\$ 116.55	\$ -	\$ 310.16	\$ 426.71	\$ 69.36	\$ 22.20	\$ 335.15
Glaze, Robert Joseph & Perry, Theresa A	53-09-12-300-036.000-015		1A	N	\$ 142,000	\$ 81,950	\$ 60,050	\$ 1.5790	\$ 2.3198	\$ 914.52	\$ 1,504.80	\$ 161.23	\$ -	\$ 429.05	\$ 590.28	\$ -	\$ -	\$ 590.28
Olsson, S L & Martha S	53-01-63-039-307.000-015	2130	1A	N	\$ 195,300	\$ -	\$ 195,300	\$ 1.5790	\$ 2.3198	\$ 3,083.80	\$ 4,585.36	\$ 491.29	\$ -	\$ 1,010.27	\$ 1,501.56	\$ 69.36	\$ 22.20	\$ 1,410.00
Breidenbach, Andrew P	53-01-63-039-308.000-015	2130	1A	N	\$ 207,500	\$ 104,875	\$ 102,625	\$ 1.5790	\$ 2.3198	\$ 1,562.92	\$ 2,434.69	\$ 260.86	\$ -	\$ 610.91	\$ 871.77	\$ 69.36	\$ 22.20	\$ 780.21
MnM LLC	53-01-63-039-309.000-015	2121	1A	N	\$ 17,800	\$ -	\$ 17,800	\$ 1.5790	\$ 2.3198	\$ 281.06	\$ 462.47	\$ 49.55	\$ -	\$ 131.86	\$ 181.41	\$ -	\$ -	\$ 181.41
Mohney, Maryann	53-01-63-039-310.000-015	2121	1A	N	\$ 21,000	\$ -	\$ 21,000	\$ 1.5790	\$ 2.3198	\$ 331.60	\$ 545.61	\$ 58.46	\$ -	\$ 155.56	\$ 214.01	\$ -	\$ -	\$ 214.01
MnM LLC	53-01-63-039-311.000-015	2121	1A	N	\$ 23,600	\$ -	\$ 23,600	\$ 1.5790	\$ 2.3198	\$ 372.64	\$ 613.17	\$ 65.70	\$ -	\$ 174.83	\$ 240.53	\$ -	\$ -	\$ 240.53
Thurmond, Bradley H	53-01-63-039-312.000-015	2121	1A	N	\$ 221,400	\$ 109,740	\$ 111,660	\$ 1.5790	\$ 2.3198	\$ 1,700.50	\$ 2,600.11	\$ 278.58	\$ -	\$ 621.03	\$ 899.61	\$ 69.36	\$ 22.20	\$ 808.05
Latta, John C	53-01-63-039-313.000-015	2121	1A	N	\$ 186,000	\$ 97,350	\$ 88,650	\$ 1.5790	\$ 2.3198	\$ 1,350.08	\$ 2,178.81	\$ 233.44	\$ -	\$ 595.29	\$ 828.73	\$ 69.36	\$ 22.20	\$ 737.17
Fieldstone Community Assoc Inc	53-09-02-200-091.000-015	1603	1A	N	\$ -	\$ -	\$ -	\$ 1.5790	\$ 2.3198	\$ -	\$ -	\$ -	\$ -	\$ -	\$ -	\$ -	\$ -	\$ -
Fieldstone Community Assoc Inc	53-09-02-200-190.000-015	1603	1A	N	\$ -	\$ -	\$ -	\$ 1.5790	\$ 2.3198	\$ -	\$ -	\$ -	\$ -	\$ -	\$ -	\$ -	\$ -	\$ -
Burch, Robert D & Erma M	53-09-02-200-104.000-015		1A	N	\$ 170,300	\$ 91,855	\$ 78,445	\$ 1.5790	\$ 2.3198	\$ 1,194.66	\$ 1,965.74	\$ 210.61	\$ -	\$ 560.47	\$ 771.08	\$ 69.36	\$ 22.20	\$ 679.52
Combs, Judith A	53-09-02-202-026.000-015	2411	1A	N	\$ 165,500	\$ 101,175	\$ 64,325	\$ 1.5790	\$ 2.3198	\$ 531.92	\$ 542.56	\$ -	\$ -	\$ 10.64	\$ 10.64	\$ 69.36	\$ 22.20	\$ (80.92)
Moss, Sandra K	53-09-02-202-001.000-015	1459	1A	N	\$ 159,500	\$ 88,075	\$ 71,425	\$ 1.5790	\$ 2.3198	\$ 1,087.76	\$ 1,789.84	\$ 191.77	\$ -	\$ 510.31	\$ 702.08	\$ 69.36	\$ 22.20	\$ 610.52

City of Bloomington

Area #1A: South-West Annexation Area - Tax Impacts Analysis



Note (1): This section shows the inc/(dec) in tax bills due to differences between township fire protection rates and the Monroe Fire Protection District fire rate

Owner Name	Parcel #	Waiver	Annexation Area	AG	2020 Pay 2021 Gross AV	2020 Pay 2021 Deductions /Exemptions	2020 Pay 2021 NAV	Pre-Annex 2020 Pay 2021 Prop Tax Rate	Post-Annex Prop Tax Rate	Pre-Annex Tax Bill	Post-Annex Tax Bill	Net Tax Bill Increase Due Solely to AV Growth (12% - Aggregate over 4 years)	Net Tax Bill Increase Due to Difference Between Fire Rates (1)	Net Tax Bill Increase Due to Annexation	Total Post-Annexation Net Tax Bill Increase	Benefit 1 Yearly Sewer Bill Savings (@ 4000 Gal/Month)	Benefit 2 Yearly Fire Protection (Water Surcharge) Savings	Post-Annex Tax Bill Inc/(Dec) Net of Benefits
Olivera, Francis P IV & Laura A	53-09-02-202-022.000-015		1A	N	\$ 176,900	\$ 94,165	\$ 82,735	\$ 1.5790	\$ 2.3198	\$ 1,260.00	\$ 2,070.51	\$ 221.84	\$ -	\$ 588.67	\$ 810.51	\$ 69.36	\$ 22.20	\$ 718.95
Bennett, Beth A	53-09-02-202-017.000-015		1A	N	\$ 180,800	\$ 92,530	\$ 88,270	\$ 1.5790	\$ 2.3198	\$ 1,344.28	\$ 2,120.16	\$ 227.15	\$ -	\$ 548.72	\$ 775.88	\$ 69.36	\$ 22.20	\$ 684.32
Dominguez, Diana L & Angel	53-09-02-202-016.000-015		1A	N	\$ 174,500	\$ 93,325	\$ 81,175	\$ 1.5790	\$ 2.3198	\$ 1,236.24	\$ 2,034.16	\$ 217.95	\$ -	\$ 579.97	\$ 797.92	\$ 69.36	\$ 22.20	\$ 706.36
Wenzel, Kevin C	53-09-02-202-027.000-015		1A	N	\$ 166,900	\$ 90,665	\$ 76,235	\$ 1.5790	\$ 2.3198	\$ 1,161.00	\$ 1,910.36	\$ 204.68	\$ -	\$ 544.69	\$ 749.36	\$ 69.36	\$ 22.20	\$ 657.80
Druding, Ronald K & Jennifer L	53-09-01-211-028.000-015		1A	N	\$ 128,300	\$ -	\$ 128,300	\$ 1.5790	\$ 2.3198	\$ 2,025.86	\$ 3,012.30	\$ 322.75	\$ -	\$ 663.69	\$ 986.44	\$ 69.36	\$ 14.76	\$ 902.32
Kirchgassner, James J & Sansone-Kirchgassner, Vicki E	53-09-02-202-002.000-015		1A	N	\$ 180,500	\$ -	\$ 180,500	\$ 1.5790	\$ 2.3198	\$ 2,850.10	\$ 4,237.88	\$ 454.06	\$ -	\$ 933.72	\$ 1,387.78	\$ 69.36	\$ 22.20	\$ 1,296.22
Nistelbeck, Kimberly E	53-09-02-202-012.000-015		1A	N	\$ 165,700	\$ 90,245	\$ 75,455	\$ 1.5790	\$ 2.3198	\$ 1,149.12	\$ 1,890.84	\$ 202.60	\$ -	\$ 539.12	\$ 741.72	\$ 69.36	\$ 22.20	\$ 650.16
Haywood, Stephen M & Deborah I/e; Riker, Stephanie Sue	53-09-02-202-004.000-015		1A	N	\$ 180,300	\$ 95,355	\$ 84,945	\$ 1.5790	\$ 2.3198	\$ 1,293.64	\$ 2,110.97	\$ 226.17	\$ -	\$ 591.16	\$ 817.33	\$ 69.36	\$ 22.20	\$ 725.77
Morris, Bryan	53-09-02-202-018.000-015		1A	N	\$ 188,200	\$ 98,015	\$ 90,185	\$ 1.5790	\$ 2.3198	\$ 1,373.44	\$ 2,201.75	\$ 235.90	\$ -	\$ 592.41	\$ 828.31	\$ 69.36	\$ 22.20	\$ 736.75
Beasley, Leigh Ann	53-09-02-202-005.000-015		1A	N	\$ 173,600	\$ 93,010	\$ 80,590	\$ 1.5790	\$ 2.3198	\$ 1,227.32	\$ 2,019.51	\$ 216.38	\$ -	\$ 575.81	\$ 792.19	\$ 69.36	\$ 22.20	\$ 700.63
Gootee, Ashley M	53-09-02-202-025.000-015		1A	N	\$ 181,600	\$ 95,810	\$ 85,790	\$ 1.5790	\$ 2.3198	\$ 1,306.52	\$ 2,126.45	\$ 227.84	\$ -	\$ 592.10	\$ 819.93	\$ 69.36	\$ 22.20	\$ 728.37
Maynen, Jeffrey D & Dawn M	53-09-02-202-008.000-015		1A	N	\$ 207,400	\$ 101,840	\$ 105,560	\$ 1.5790	\$ 2.3198	\$ 1,607.60	\$ 2,436.73	\$ 261.07	\$ -	\$ 568.05	\$ 829.13	\$ 69.36	\$ 22.20	\$ 737.57
George, Elizabeth A	53-04-36-302-026.000-011		1A	N	\$ 98,200	\$ 66,620	\$ 31,580	\$ 1.7781	\$ 2.4986	\$ 540.28	\$ 850.34	\$ 91.12	\$ -	\$ 218.94	\$ 310.06	\$ 69.36	\$ 22.20	\$ 218.50
Lally, Patrick & Lisa	53-04-36-303-065.000-011		1A	N	\$ 186,300	\$ 97,105	\$ 89,195	\$ 1.7781	\$ 2.4986	\$ 1,526.00	\$ 2,075.35	\$ 222.35	\$ -	\$ 327.00	\$ 549.35	\$ 69.36	\$ 22.20	\$ 457.79
Sturgis, Melva Lynn	53-04-36-100-017.000-011	2384	1A	N	\$ 96,200	\$ 65,920	\$ 30,280	\$ 1.7781	\$ 2.4986	\$ 518.04	\$ 815.34	\$ 87.37	\$ -	\$ 209.94	\$ 297.30	\$ 69.36	\$ 22.20	\$ 205.74
Carter, Annette M	53-04-36-100-021.000-011		1A	N	\$ 80,300	\$ 60,355	\$ 19,945	\$ 1.7781	\$ 2.4986	\$ 341.24	\$ 537.04	\$ 57.53	\$ -	\$ 138.27	\$ 195.80	\$ 69.36	\$ 22.20	\$ 104.24
Stokem, Edward K & Norma F	53-04-36-302-010.000-011		1A	N	\$ 118,400	\$ 82,890	\$ 35,510	\$ 1.7781	\$ 2.4986	\$ 607.52	\$ 956.15	\$ 102.44	\$ -	\$ 246.19	\$ 348.63	\$ 69.36	\$ 22.20	\$ 257.07
John E Byers LLC	53-04-36-303-090.000-011		1A	N	\$ 107,600	\$ -	\$ 107,600	\$ 1.7781	\$ 2.4986	\$ 1,913.24	\$ 2,410.24	\$ 258.24	\$ -	\$ 238.76	\$ 497.00	\$ 69.36	\$ 22.20	\$ 405.44
Vibbart, Ruie & Jeanson , Mary F Rev Trust	53-04-36-303-024.000-011		1A	N	\$ 142,600	\$ 91,550	\$ 51,050	\$ 1.7781	\$ 2.4986	\$ 612.80	\$ 625.06	\$ -	\$ -	\$ 12.26	\$ 12.26	\$ 69.36	\$ 22.20	\$ (79.30)
Axson, Ralph J & Patty	53-00-70-084-000.000-011		1A	N	\$ 149,100	\$ 80,875	\$ 68,225	\$ 1.7781	\$ 2.4986	\$ 1,168.32	\$ 1,696.78	\$ 181.80	\$ -	\$ 346.66	\$ 528.46	\$ 69.36	\$ 22.20	\$ 436.90
Indiana University Health Bloomington Inc	53-04-25-100-048.000-011		1A	N	\$ 40,800	\$ -	\$ 40,800	\$ 1.7781	\$ 2.4986	\$ 725.46	\$ 1,141.78	\$ 122.33	\$ -	\$ 293.98	\$ 416.32	\$ -	\$ -	\$ 416.32
Monroe County Commissioners	53-04-25-100-026.000-011		1A	N	\$ -	\$ -	\$ -	\$ 1.7781	\$ 2.4986	\$ -	\$ -	\$ -	\$ -	\$ -	\$ -	\$ -	\$ -	\$ -
Monroe County Commissioners	53-04-25-100-039.000-011		1A	N	\$ -	\$ -	\$ -	\$ 1.7781	\$ 2.4986	\$ -	\$ -	\$ -	\$ -	\$ -	\$ -	\$ -	\$ -	\$ -
Indiana University Health Bloomington Inc	53-04-25-101-005.000-011		1A	N	\$ 77,600	\$ -	\$ 77,600	\$ 1.7781	\$ 2.4986	\$ 1,379.80	\$ 2,171.61	\$ 232.67	\$ -	\$ 559.14	\$ 791.81	\$ -	\$ -	\$ 791.81
Monroe Co Commissioners	53-00-73-064-003.000-011		1A	N	\$ -	\$ -	\$ -	\$ 1.7781	\$ 2.4986	\$ -	\$ -	\$ -	\$ -	\$ -	\$ -	\$ -	\$ -	\$ -
Indiana University Health Bloomington Inc	53-04-25-101-001.000-011		1A	N	\$ 2,880,000	\$ 2,880,000	\$ -	\$ 1.7781	\$ 2.4986	\$ -	\$ -	\$ -	\$ -	\$ -	\$ -	\$ 69.36	\$ 37.08	\$ (106.44)
Indiana University Health Bloomington Inc	53-04-25-101-004.099-011		1A	N	\$ -	\$ -	\$ -	\$ 1.7781	\$ 2.4986	\$ -	\$ -	\$ -	\$ -	\$ -	\$ -	\$ -	\$ -	\$ -
Great Oak Tree LLC	53-04-35-100-002.000-011	2188	1A	N	\$ 4,219,400	\$ -	\$ 4,219,400	\$ 1.7781	\$ 2.4986	\$ 75,025.16	\$ 118,078.61	\$ 12,651.28	\$ -	\$ 30,402.17	\$ 43,053.45	\$ 69.36	\$ 37.08	\$ 42,947.01
Board Of Commissioners Of Ivy Tech State College	53-04-35-400-006.000-011		1A	N	\$ -	\$ -	\$ -	\$ 1.7781	\$ 2.4986	\$ -	\$ -	\$ -	\$ -	\$ -	\$ -	\$ -	\$ -	\$ -
YMCA of Monroe County Inc	53-00-72-815-021.000-011	2311	1A	N	\$ 191,500	\$ 191,500	\$ -	\$ 1.7781	\$ 2.4986	\$ -	\$ -	\$ -	\$ -	\$ -	\$ -	\$ -	\$ -	\$ -
Emily, William K & Emily, W Shane	53-04-35-101-007.000-011	1414	1A	N	\$ 378,600	\$ -	\$ 378,600	\$ 1.7781	\$ 2.4986	\$ 6,731.88	\$ 10,595.00	\$ 1,135.18	\$ -	\$ 2,727.95	\$ 3,863.12	\$ 69.36	\$ 22.20	\$ 3,771.56
Double Hunt Properties LLC	53-04-26-401-010.000-011	1488	1A	N	\$ 725,100	\$ -	\$ 725,100	\$ 1.7781	\$ 2.4986	\$ 12,893.00	\$ 20,291.70	\$ 2,174.11	\$ -	\$ 5,224.59	\$ 7,398.70	\$ -	\$ -	\$ 7,398.70
TF Realty Bloomington LLC	53-04-26-401-011.000-011	1507	1A	N	\$ 1,865,600	\$ -	\$ 1,865,600	\$ 1.7781	\$ 2.4986	\$ 33,172.24	\$ 52,208.24	\$ 5,593.74	\$ -	\$ 13,442.26	\$ 19,036.00	\$ 69.36	\$ 37.08	\$ 18,929.56
The Better Way Storage LLC	53-04-26-401-017.000-011	1524	1A	N	\$ 619,300	\$ -	\$ 619,300	\$ 1.7781	\$ 2.4986	\$ 11,011.76	\$ 17,330.92	\$ 1,856.88	\$ -	\$ 4,462.28	\$ 6,319.16	\$ -	\$ -	\$ 6,319.16
Proveli LLC	53-04-35-101-008.000-011		1A	N	\$ 32,500	\$ -	\$ 32,500	\$ 1.7781	\$ 2.4986	\$ 577.88	\$ 909.50	\$ 97.45	\$ -	\$ 234.18	\$ 331.62	\$ -	\$ -	\$ 331.62
JRBDA Holding Co LLC	53-04-26-401-006.088-011	2322	1A	N	\$ -	\$ -	\$ -	\$ 1.7781	\$ 2.4986	\$ -	\$ -	\$ -	\$ -	\$ -	\$ -	\$ -	\$ -	\$ -
Davis, Ronald D	53-00-72-815-024.001-011	2399	1A	N	\$ -	\$ -	\$ -	\$ 1.7781	\$ 2.4986	\$ -	\$ -	\$ -	\$ -	\$ -	\$ -	\$ -	\$ -	\$ -
Proveli LLC	53-00-72-815-015.001-011		1A	N	\$ -	\$ -	\$ -	\$ 1.7781	\$ 2.4986	\$ -	\$ -	\$ -	\$ -	\$ -	\$ -	\$ -	\$ -	\$ -
Board Of Commissioners Of Monroe Co	53-04-36-201-003.000-011		1A	N	\$ -	\$ -	\$ -	\$ 1.7781	\$ 2.4986	\$ -	\$ -	\$ -	\$ -	\$ -	\$ -	\$ -	\$ -	\$ -
Fichter, Benjamin R	53-04-36-303-049.000-011		1A	N	\$ 107,600	\$ 69,910	\$ 37,690	\$ 1.7781	\$ 2.4986	\$ 644.84	\$ 1,014.87	\$ 108.74	\$ -	\$ 261.29	\$ 370.03	\$ 69.36	\$ 22.20	\$ 278.47
Sowders, Phyllis A & Byers, Tracy L & Goodall, Shannon L	53-04-36-303-093.000-011		1A	N	\$ 149,300	\$ 84,505	\$ 64,795	\$ 1.7781	\$ 2.4986	\$ 1,108.56	\$ 1,672.15	\$ 179.15	\$ -	\$ 384.44	\$ 563.59	\$ 69.36	\$ 22.20	\$ 472.03
Small Town Properties LLC	53-04-36-302-014.000-011		1A	N	\$ 88,200	\$ -	\$ 88,200	\$ 1.7781	\$ 2.4986	\$ 1,568.28	\$ 1,975.68	\$ 211.68	\$ -	\$ 195.72	\$ 407.40	\$ 69.36	\$ 22.20	\$ 315.84
Terkhorn, Lorelei Elaine	53-04-36-303-027.000-011		1A	N	\$ 129,300	\$ -	\$ 129,300	\$ 1.7781	\$ 2.4986	\$ 2,299.08	\$ 2,896.32	\$ 310.32	\$ -	\$ 286.92	\$ 597.24	\$ 69.36	\$ 22.20	\$ 505.68
Scroggins, Donald E & Diana S	53-09-02-101-008.000-015		1A	N	\$ 153,000	\$ 99,100	\$ 53,900	\$ 1.5790	\$ 2.3198	\$ 729.36	\$ 743.95	\$ -	\$ -	\$ 14.59	\$ 14.59	\$ 69.36	\$ 22.20	\$ (76.97)
Niswander, Gilbert W & Nancy A	53-09-01-212-024.000-015		1A	N	\$ 181,500	\$ 92,775	\$ 88,725	\$ 1.5790	\$ 2.3198	\$ 1,351.22	\$ 2,128.50	\$ 228.05	\$ -	\$ 549.22	\$ 777.28	\$ 69.36	\$ 14.76	\$ 693.16
Durnal, Robert J. & Phyllis A.	53-09-01-212-031.000-015		1A	N	\$ 174,800	\$ 103,975	\$ 70,825	\$ 1.5790	\$ 2.3198	\$ 969.84	\$ 989.24	\$ -	\$ -	\$ 19.40	\$ 19.40	\$ 69.36	\$ 22.20	\$ (72.16)

City of Bloomington

Area #1A: South-West Annexation Area - Tax Impacts Analysis

Note (1): This section shows the inc/(dec) in tax bills due to differences between township fire protection rates and the Monroe Fire Protection District fire rate

Owner Name	Parcel #	Waiver	Annexation Area	AG	2020 Pay 2021 Gross AV	2020 Pay 2021 Deductions /Exemptions	2020 Pay 2021 NAV	Pre-Annex 2020 Pay 2021 Prop Tax Rate	Post-Annex Prop Tax Rate	Pre-Annex Tax Bill	Post-Annex Tax Bill	Net Tax Bill Increase Due Solely to AV Growth (12% - Aggregate over 4 years)	Net Tax Bill Increase Due to Difference Between Fire Rates (1)	Net Tax Bill Increase Due to Annexation	Total Post-Annexation Net Tax Bill Increase	Benefit 1 Yearly Sewer Bill Savings (@ 4000 Gal/Month)	Benefit 2 Yearly Fire Protection (Water Surcharge) Savings	Post-Annex Tax Bill Inc/(Dec) Net of Benefits
Boltinghouse, Robert S & Aleta D	53-09-01-213-038.000-015		1A	N	\$ 121,500	\$ -	\$ 121,500	\$ 1.5790	\$ 2.3198	\$ 1,918.48	\$ 2,852.65	\$ 305.64	\$ -	\$ 628.52	\$ 934.17	\$ 69.36	\$ 14.76	\$ 850.05
Shook, Shane William; Harris, Melissa	53-09-12-300-063.000-015		1A	N	\$ 188,900	\$ 94,865	\$ 94,035	\$ 1.5790	\$ 2.3198	\$ 1,436.00	\$ 2,279.42	\$ 244.22	\$ -	\$ 599.20	\$ 843.42	\$ 69.36	\$ 14.76	\$ 759.30
John E Byers LLC	53-09-01-212-023.000-015		1A	N	\$ 143,900	\$ -	\$ 143,900	\$ 1.5790	\$ 2.3198	\$ 2,272.18	\$ 3,379.32	\$ 362.07	\$ -	\$ 745.07	\$ 1,107.14	\$ 69.36	\$ 14.76	\$ 1,023.02
Curtis, Dwight T & Cleta	53-09-01-212-017.000-015		1A	N	\$ 133,700	\$ 76,045	\$ 57,655	\$ 1.5790	\$ 2.3198	\$ 878.04	\$ 1,444.78	\$ 154.81	\$ -	\$ 411.94	\$ 566.74	\$ 69.36	\$ 14.76	\$ 482.62
Dutton, Carol J Trust	53-09-12-201-030.000-015		1A	N	\$ 174,900	\$ 104,465	\$ 70,435	\$ 1.5790	\$ 2.3198	\$ 1,016.76	\$ 1,037.10	\$ -	\$ -	\$ 20.34	\$ 20.34	\$ 69.36	\$ 14.76	\$ (63.78)
Public Investment Corp	53-09-12-400-044.000-015		1A	N	\$ 69,300	\$ -	\$ 69,300	\$ 1.5790	\$ 2.3198	\$ 1,094.24	\$ 1,800.53	\$ 192.91	\$ -	\$ 513.37	\$ 706.29	\$ -	\$ -	\$ 706.29
Covarrubias, Rocio Del Carmen Chavez	53-09-02-100-004.028-015	2309	1A	N	\$ 302,000	\$ 137,950	\$ 164,050	\$ 1.5790	\$ 2.3198	\$ 2,498.36	\$ 3,559.34	\$ 381.36	\$ -	\$ 679.62	\$ 1,060.98	\$ 69.36	\$ 22.20	\$ 969.42
Pamidighantam, Sudhakar & Bharathi	53-09-02-100-004.029-015	2309	1A	N	\$ 286,600	\$ 132,560	\$ 154,040	\$ 1.5790	\$ 2.3198	\$ 2,345.92	\$ 3,376.07	\$ 361.72	\$ -	\$ 668.42	\$ 1,030.15	\$ 69.36	\$ 22.20	\$ 938.59
Bradshaw, Lloyd M & Janice R	53-09-02-100-004.030-015	2309	1A	N	\$ 245,800	\$ 118,280	\$ 127,520	\$ 1.5790	\$ 2.3198	\$ 1,942.04	\$ 2,890.49	\$ 309.69	\$ -	\$ 638.76	\$ 948.45	\$ 69.36	\$ 22.20	\$ 856.89
Allen, Tracy L	53-09-02-100-004.031-015	2309	1A	N	\$ 302,900	\$ 138,265	\$ 164,635	\$ 1.5790	\$ 2.3198	\$ 2,507.28	\$ 3,570.04	\$ 382.50	\$ -	\$ 680.26	\$ 1,062.76	\$ 69.36	\$ 22.20	\$ 971.20
Germand, John T & Jennifer M	53-09-02-100-004.032-015	2309	1A	N	\$ 383,300	\$ 166,405	\$ 216,895	\$ 1.5790	\$ 2.3198	\$ 3,303.16	\$ 4,526.89	\$ 485.02	\$ -	\$ 738.71	\$ 1,223.73	\$ -	\$ -	\$ 1,223.73
Porta, Anthony & Amanda-Lynn	53-09-02-100-004.033-015	2309	1A	N	\$ 371,300	\$ 162,205	\$ 209,095	\$ 1.5790	\$ 2.3198	\$ 3,184.36	\$ 4,384.07	\$ 469.72	\$ -	\$ 730.00	\$ 1,199.71	\$ 69.36	\$ 22.20	\$ 1,108.15
Kyger, Annie	53-09-02-100-004.034-015	2309	1A	N	\$ 324,200	\$ 145,720	\$ 178,480	\$ 1.5790	\$ 2.3198	\$ 2,718.12	\$ 3,823.55	\$ 409.67	\$ -	\$ 695.76	\$ 1,105.43	\$ 69.36	\$ 22.20	\$ 1,013.87
Murty, John & Cassandra J.C.	53-09-02-100-004.035-015	2309	1A	N	\$ 285,500	\$ 132,175	\$ 153,325	\$ 1.5790	\$ 2.3198	\$ 2,335.04	\$ 3,362.97	\$ 360.32	\$ -	\$ 667.61	\$ 1,027.93	\$ 69.36	\$ 22.20	\$ 936.37
Voorhees, John K	53-09-02-100-004.036-015	2309	1A	N	\$ 233,200	\$ 113,870	\$ 119,330	\$ 1.5790	\$ 2.3198	\$ 1,817.32	\$ 2,740.55	\$ 293.64	\$ -	\$ 629.59	\$ 923.23	\$ 69.36	\$ 22.20	\$ 831.67
Clark, Melissa A	53-09-02-100-004.037-015	2309	1A	N	\$ 318,900	\$ 143,865	\$ 175,035	\$ 1.5790	\$ 2.3198	\$ 2,665.64	\$ 3,760.46	\$ 402.90	\$ -	\$ 691.92	\$ 1,094.82	\$ 69.36	\$ 22.20	\$ 1,003.26
Seit, Riza	53-09-02-100-004.038-015	2309	1A	N	\$ 322,300	\$ 145,055	\$ 177,245	\$ 1.5790	\$ 2.3198	\$ 2,699.32	\$ 3,800.92	\$ 407.23	\$ -	\$ 694.37	\$ 1,101.60	\$ 69.36	\$ 22.20	\$ 1,010.04
Goode, Jeffrey L	53-09-02-100-004.039-015	2309	1A	N	\$ 302,300	\$ 135,055	\$ 167,245	\$ 1.5790	\$ 2.3198	\$ 2,547.02	\$ 3,566.14	\$ 382.08	\$ -	\$ 637.04	\$ 1,019.12	\$ 69.36	\$ 22.20	\$ 927.56
Briggs, Andrew & Janice	53-09-02-100-004.040-015	2309	1A	N	\$ 362,700	\$ 159,195	\$ 203,505	\$ 1.5790	\$ 2.3198	\$ 3,099.24	\$ 4,281.74	\$ 458.76	\$ -	\$ 723.74	\$ 1,182.50	\$ 69.36	\$ 22.20	\$ 1,090.94
Edwards, Zachary & Erin	53-09-02-100-004.041-015	2309	1A	N	\$ 352,800	\$ 155,730	\$ 197,070	\$ 1.5790	\$ 2.3198	\$ 3,001.24	\$ 4,163.90	\$ 446.13	\$ -	\$ 716.54	\$ 1,162.66	\$ 69.36	\$ 22.20	\$ 1,071.10
De La Garza, Max & Amy M	53-09-02-100-004.042-015	2309	1A	N	\$ 344,200	\$ 152,720	\$ 191,480	\$ 1.5790	\$ 2.3198	\$ 2,916.10	\$ 4,061.57	\$ 435.18	\$ -	\$ 710.30	\$ 1,145.47	\$ 69.36	\$ 22.20	\$ 1,053.91
Schuetz, Thomas R & Betty A	53-09-01-209-007.000-015		1A	N	\$ 152,100	\$ 82,310	\$ 69,790	\$ 1.5790	\$ 2.3198	\$ 1,063.14	\$ 1,749.34	\$ 187.43	\$ -	\$ 498.77	\$ 686.20	\$ 69.36	\$ 14.76	\$ 602.08
Grisson, Michelle R	53-09-01-202-015.000-015		1A	N	\$ 140,400	\$ 78,390	\$ 62,010	\$ 1.5790	\$ 2.3198	\$ 944.36	\$ 1,553.90	\$ 166.49	\$ -	\$ 443.06	\$ 609.54	\$ 69.36	\$ 14.76	\$ 525.42
Dunbar, James E. & Barbara J.	53-09-02-101-007.000-015		1A	N	\$ 171,900	\$ 92,380	\$ 79,520	\$ 1.5790	\$ 2.3198	\$ 1,211.04	\$ 1,992.68	\$ 213.49	\$ -	\$ 568.15	\$ 781.64	\$ 69.36	\$ 22.20	\$ 690.08
Crowe, Jimmie Keith & Rhonda Lynn Revocable Trust	53-09-02-100-004.043-015	2309	1A	N	\$ 436,600	\$ 185,060	\$ 251,540	\$ 1.5790	\$ 2.3198	\$ 3,830.76	\$ 5,161.22	\$ 552.99	\$ -	\$ 777.47	\$ 1,330.46	\$ 69.36	\$ 22.20	\$ 1,238.90
Bynum, Christopher W	53-09-02-100-004.044-015	2309	1A	N	\$ 340,400	\$ 176,350	\$ 164,050	\$ 1.5790	\$ 2.3198	\$ 2,498.36	\$ 3,989.42	\$ 427.44	\$ -	\$ 1,063.62	\$ 1,491.06	\$ 69.36	\$ 22.20	\$ 1,399.50
Deay, Lucas	53-09-02-100-004.045-015	2309	1A	N	\$ 326,200	\$ 146,420	\$ 179,780	\$ 1.5790	\$ 2.3198	\$ 2,737.92	\$ 3,847.35	\$ 412.22	\$ -	\$ 697.21	\$ 1,109.43	\$ 69.36	\$ 22.20	\$ 1,017.87
Cabezas, Jorge E Vasquez & Stephanie M Willis	53-09-02-100-004.046-015	2309	1A	N	\$ 349,600	\$ 154,610	\$ 194,990	\$ 1.5790	\$ 2.3198	\$ 2,969.56	\$ 4,125.83	\$ 442.06	\$ -	\$ 714.22	\$ 1,156.27	\$ 69.36	\$ 22.20	\$ 1,064.71
Ghuloum, Mohammad	53-09-02-100-004.047-015	2309	1A	N	\$ 303,000	\$ -	\$ 303,000	\$ 1.5790	\$ 2.3198	\$ 4,784.36	\$ 7,114.00	\$ 762.21	\$ -	\$ 1,567.43	\$ 2,329.64	\$ 69.36	\$ 22.20	\$ 2,238.08
Morgan, Douglas N & Kendra J	53-09-02-100-004.048-015	2309	1A	N	\$ 322,200	\$ 145,020	\$ 177,180	\$ 1.5790	\$ 2.3198	\$ 2,698.32	\$ 3,799.75	\$ 407.12	\$ -	\$ 694.30	\$ 1,101.43	\$ 69.36	\$ 22.20	\$ 1,009.87
Cannon, Tiffani L	53-09-02-100-004.049-015	2309	1A	N	\$ 342,500	\$ 152,125	\$ 190,375	\$ 1.5790	\$ 2.3198	\$ 2,899.28	\$ 4,041.33	\$ 433.00	\$ -	\$ 709.05	\$ 1,142.05	\$ 69.36	\$ 22.20	\$ 1,050.49
Acres, Jill E	53-09-02-100-004.050-015	2309	1A	N	\$ 214,300	\$ 104,255	\$ 110,045	\$ 1.5790	\$ 2.3198	\$ 1,675.90	\$ 2,518.84	\$ 269.87	\$ -	\$ 573.07	\$ 842.94	\$ 69.36	\$ 22.20	\$ 751.38
Petrina, Renee M & Maksil, Adam M	53-09-02-100-004.051-015	2309	1A	N	\$ 310,100	\$ 140,785	\$ 169,315	\$ 1.5790	\$ 2.3198	\$ 2,578.54	\$ 3,655.74	\$ 391.69	\$ -	\$ 685.51	\$ 1,077.20	\$ 69.36	\$ 22.20	\$ 985.64
Goode, Jeffrey L	53-09-02-100-004.052-015	2309	1A	N	\$ 297,800	\$ -	\$ 297,800	\$ 1.5790	\$ 2.3198	\$ 4,702.26	\$ 6,991.92	\$ 749.13	\$ -	\$ 1,540.52	\$ 2,289.66	\$ 69.36	\$ 22.20	\$ 2,198.10
Goode, Jeffrey L	53-09-02-100-004.053-015	2309	1A	N	\$ 246,200	\$ -	\$ 246,200	\$ 1.5790	\$ 2.3198	\$ 3,887.50	\$ 5,780.42	\$ 619.33	\$ -	\$ 1,273.59	\$ 1,892.92	\$ 69.36	\$ 22.20	\$ 1,801.36
Shankar, Anurag & Lisa Ensman	53-09-02-100-004.054-015	2309	1A	N	\$ 310,900	\$ 141,065	\$ 169,835	\$ 1.5790	\$ 2.3198	\$ 2,586.46	\$ 3,665.25	\$ 392.70	\$ -	\$ 686.09	\$ 1,078.79	\$ 69.36	\$ 22.20	\$ 987.23
Parodi, Christopher	53-09-02-100-004.055-015	2309	1A	N	\$ 285,100	\$ 132,035	\$ 153,065	\$ 1.5790	\$ 2.3198	\$ 2,331.08	\$ 3,358.21	\$ 359.81	\$ -	\$ 667.32	\$ 1,027.13	\$ 69.36	\$ 22.20	\$ 935.57
Green, Jonathan R & Lindsay	53-09-02-100-004.056-015	2309	1A	N	\$ 375,600	\$ 163,710	\$ 211,890	\$ 1.5790	\$ 2.3198	\$ 3,226.92	\$ 4,435.26	\$ 475.21	\$ -	\$ 733.13	\$ 1,208.34	\$ 69.36	\$ 22.20	\$ 1,116.78
Rice, Deborah A	53-09-02-100-004.057-015	2309	1A	N	\$ 269,100	\$ 126,435	\$ 142,665	\$ 1.5790	\$ 2.3198	\$ 2,172.68	\$ 3,167.80	\$ 339.41	\$ -	\$ 655.71	\$ 995.12	\$ 69.36	\$ 22.20	\$ 903.56
Baugh, Kyle L & Blair A	53-09-02-100-004.058-015	2309	1A	N	\$ 305,500	\$ 139,175	\$ 166,325	\$ 1.5790	\$ 2.3198	\$ 2,533.00	\$ 3,600.99	\$ 385.82	\$ -	\$ 682.17	\$ 1,067.99	\$ 69.36	\$ 22.20	\$ 976.43
Shonk, Gregory & Bowden, Mica E	53-09-02-100-004.059-015	2309	1A	N	\$ 230,100	\$ 112,785	\$ 117,315	\$ 1.5790	\$ 2.3198	\$ 1,786.62	\$ 2,703.66	\$ 289.68	\$ -	\$ 627.35	\$ 917.04	\$ 69.36	\$ 22.20	\$ 825.48
John E Byers LLC	53-09-01-209-045.000-015		1A	N	\$ 139,600	\$ -	\$ 139,600	\$ 1.5790	\$ 2.3198	\$ 2,204.28	\$ 3,280.11	\$ 351.44	\$ -	\$ 724.39	\$ 1,075.83	\$ 69.36	\$ 14.76	\$ 991.71
Sellars, Richard Lee	53-09-01-209-057.000-015		1A	N	\$ 133,700	\$ 90,045	\$ 43,655	\$ 1.5790	\$ 2.3198	\$ 320.24	\$ 326.64	\$ -	\$ -	\$ 6.40	\$ 6.40	\$ 69.36	\$ 22.20	\$ (85.16)
Crow, Russell Dean & Shipley-crow , Lynn	53-09-12-201-036.000-015		1A	N	\$ 201,000	\$ 97,735	\$ 103,265	\$ 1.5790	\$ 2.3198	\$ 1,578.76	\$ 2,478.35	\$ 265.54	\$ -	\$ 634.04	\$ 899.59	\$ 69.36	\$ 22.20	\$ 808.03
Harrison, Paul & Sarah	53-09-02-400-009.067-015	2309	1A	N	\$ 435,600	\$ 184,710	\$ 250,890	\$ 1.5790	\$ 2.3198	\$ 3,820.88	\$ 5,149.32	\$ 551.72	\$ -	\$ 776.73	\$ 1,328.44	\$ 69.36	\$ 22.20	\$ 1,236.88
Szatkowski, Dea Kay	53-09-02-400-009.068-015	2309	1A	N	\$ 257,800	\$ 122,480	\$ 135,320	\$ 1.5790	\$ 2.3198	\$ 2,060.82	\$ 3,033.30	\$ 324.99	\$ -	\$ 647.49	\$ 972.48	\$ 69.36	\$ 22.20	\$ 880.92
Woodbury, Shawn M & Wendy M	53-09-02-400-009.069-015	2309	1A	N	\$ 309,500	\$ 140,575	\$ 168,925	\$ 1.5790	\$ 2.3198	\$ 2,572.60	\$ 3,648.60	\$ 390.92	\$ -	\$ 685.07	\$ 1,076.00	\$ 69.36	\$ 22.20	\$ 984.44
Lannan, Ronald & McKeen, Susan K	53-09-02-400-009.070-015	2309	1A	N	\$ 355,500	\$ 156,675	\$ 198,825	\$ 1.5790	\$ 2.3198	\$ 3,027.96	\$ 4,196.04	\$ 449.58	\$ -	\$ 718.51	\$ 1,168.08	\$ 69.36	\$ 22.20	\$ 1,076.52
Jaekel, Chad Richard & Stacey	53-09-02-400-009.071-015	2309	1A	N	\$ 329,100	\$ 144,435	\$ 184,665	\$ 1.5790	\$ 2.3198	\$ 2,812.32	\$ 3,885.10	\$ 416.26	\$ -	\$ 656.51	\$ 1,072.78	\$ 69.36	\$ 22.20	\$ 981.22
Hahn, Boyd N & Mary Catherine	53-09-02-400-009.072-015	2309	1A	N	\$ 298,100	\$ 136,585	\$ 161,515	\$ 1.5790	\$ 2.3198	\$ 2,459.76	\$ 3,512.93	\$ 376.39	\$ -	\$ 676.78	\$ 1,053.17	\$ 69.36	\$ 22.20	\$ 961.61

City of Bloomington

Area #1A: South-West Annexation Area - Tax Impacts Analysis



Note (1): This section shows the inc/(dec) in tax bills due to differences between township fire protection rates and the Monroe Fire Protection District fire rate

Owner Name	Parcel #	Waiver	Annexation Area	AG	2020 Pay 2021 Gross AV	2020 Pay 2021 Deductions /Exemptions	2020 Pay 2021 NAV	Pre-Annex 2020 Pay 2021 Prop Tax Rate	Post-Annex Prop Tax Rate	Pre-Annex Tax Bill	Post-Annex Tax Bill	Net Tax Bill Increase Due Solely to AV Growth (12% - Aggregate over 4 years)	Net Tax Bill Increase Due to Difference Between Fire Rates (1)	Net Tax Bill Increase Due to Annexation	Total Post-Annexation Net Tax Bill Increase	Benefit 1 Yearly Sewer Bill Savings (@ 4000 Gal/Month)	Benefit 2 Yearly Fire Protection (Water Surcharge) Savings	Post-Annex Tax Bill Inc/(Dec) Net of Benefits
Davis, Kenneth L III & Imani L Largin	53-09-02-400-009.073-015	2309	1A	N	\$ 324,700	\$ 145,895	\$ 178,805	\$ 1.5790	\$ 2.3198	\$ 2,723.08	\$ 3,829.50	\$ 410.31	\$ -	\$ 696.11	\$ 1,106.42	\$ 69.36	\$ 22.20	\$ 1,014.86
Goode, Jeffrey L	53-09-02-400-009.074-015	2309	1A	N	\$ 310,700	\$ -	\$ 310,700	\$ 1.5790	\$ 2.3198	\$ 4,905.96	\$ 7,294.79	\$ 781.58	\$ -	\$ 1,607.24	\$ 2,388.83	\$ 69.36	\$ 22.20	\$ 2,297.27
Kuhlman, James R & Thuong T Kuhlman-Vu	53-09-02-400-009.075-015	2309	1A	N	\$ 337,800	\$ 150,480	\$ 187,320	\$ 1.5790	\$ 2.3198	\$ 2,852.74	\$ 3,985.39	\$ 427.00	\$ -	\$ 705.65	\$ 1,132.65	\$ 69.36	\$ 22.20	\$ 1,041.09
Key, Deandra L & Kinser, Jesse	53-09-02-400-009.076-015	2309	1A	N	\$ 303,000	\$ 135,300	\$ 167,700	\$ 1.5790	\$ 2.3198	\$ 2,553.96	\$ 3,574.47	\$ 382.98	\$ -	\$ 637.54	\$ 1,020.51	\$ 69.36	\$ 22.20	\$ 928.95
Lawrie, Steven D & McEwen, Karen L	53-09-02-400-009.077-015	2309	1A	N	\$ 301,100	\$ 137,635	\$ 163,465	\$ 1.5790	\$ 2.3198	\$ 2,489.44	\$ 3,548.63	\$ 380.21	\$ -	\$ 678.98	\$ 1,059.19	\$ 69.36	\$ 22.20	\$ 967.63
Ball, Dennis James & Nikki Jenise	53-09-02-400-009.078-015	2309	1A	N	\$ 357,500	\$ 182,335	\$ 175,165	\$ 1.5790	\$ 2.3198	\$ 2,667.64	\$ 4,192.93	\$ 449.25	\$ -	\$ 1,076.04	\$ 1,525.29	\$ 69.36	\$ 22.20	\$ 1,433.73
Sanchez-Figueroa, Noel & Norma Garrafa	53-09-02-400-009.079-015	2309	1A	N	\$ 300,200	\$ 162,280	\$ 137,920	\$ 1.5790	\$ 2.3198	\$ 2,100.42	\$ 3,456.12	\$ 370.29	\$ -	\$ 985.41	\$ 1,355.70	\$ 69.36	\$ 22.20	\$ 1,264.14
Perez, Roberto	53-09-02-400-009.080-015	2309	1A	N	\$ 267,900	\$ 126,015	\$ 141,885	\$ 1.5790	\$ 2.3198	\$ 2,160.80	\$ 3,153.51	\$ 337.87	\$ -	\$ 654.84	\$ 992.71	\$ 69.36	\$ 22.20	\$ 901.15
Lee, J Carlyle & Nina B Revocable Trust	53-09-02-400-009.138-015	2309	1A	N	\$ 346,900	\$ 150,665	\$ 196,235	\$ 1.5790	\$ 2.3198	\$ 2,988.52	\$ 4,096.93	\$ 438.95	\$ -	\$ 669.45	\$ 1,108.41	\$ 69.36	\$ 22.20	\$ 1,016.85
Mann, Julia A	53-09-02-400-009.139-015	2309	1A	N	\$ 336,100	\$ 149,885	\$ 186,215	\$ 1.5790	\$ 2.3198	\$ 2,835.92	\$ 3,965.17	\$ 424.84	\$ -	\$ 704.41	\$ 1,129.25	\$ 69.36	\$ 22.20	\$ 1,037.69
Downard, Jesse J & Dedra A Cole	53-09-02-400-009.140-015	2309	1A	N	\$ 346,600	\$ 178,520	\$ 168,080	\$ 1.5790	\$ 2.3198	\$ 2,559.72	\$ 4,063.21	\$ 435.35	\$ -	\$ 1,068.14	\$ 1,503.49	\$ 69.36	\$ 22.20	\$ 1,411.93
Gerwig, Mark K	53-09-02-400-009.141-015	2309	1A	N	\$ 379,100	\$ 161,935	\$ 217,165	\$ 1.5790	\$ 2.3198	\$ 3,307.28	\$ 4,480.15	\$ 480.02	\$ -	\$ 692.85	\$ 1,172.87	\$ 69.36	\$ 22.20	\$ 1,081.31
Davey, Erin L & James C Wojan	53-09-02-400-009.142-015	2309	1A	N	\$ 383,800	\$ 166,580	\$ 217,220	\$ 1.5790	\$ 2.3198	\$ 3,308.10	\$ 4,532.84	\$ 485.65	\$ -	\$ 739.08	\$ 1,224.74	\$ 69.36	\$ 22.20	\$ 1,133.18
Schettler, Stephen J	53-09-02-400-009.143-015	2309	1A	N	\$ 325,900	\$ 146,315	\$ 179,585	\$ 1.5790	\$ 2.3198	\$ 2,734.96	\$ 3,843.77	\$ 411.83	\$ -	\$ 696.98	\$ 1,108.81	\$ 69.36	\$ 22.20	\$ 1,017.25
Zerr, Robert M & Deborah L	53-09-02-400-009.144-015	2309	1A	N	\$ 373,600	\$ 163,010	\$ 210,590	\$ 1.5790	\$ 2.3198	\$ 3,207.14	\$ 4,411.46	\$ 472.66	\$ -	\$ 731.66	\$ 1,204.32	\$ 69.36	\$ 22.20	\$ 1,112.76
Brucker, Gabriel B & Courtney	53-09-02-400-009.145-015	2309	1A	N	\$ 371,500	\$ 162,275	\$ 209,225	\$ 1.5790	\$ 2.3198	\$ 3,186.34	\$ 4,386.46	\$ 469.98	\$ -	\$ 730.14	\$ 1,200.12	\$ 69.36	\$ 22.20	\$ 1,108.56
Barnett, William D & Rebecca S	53-09-02-400-009.146-015	2309	1A	N	\$ 314,600	\$ 139,360	\$ 175,240	\$ 1.5790	\$ 2.3198	\$ 2,668.78	\$ 3,712.53	\$ 397.77	\$ -	\$ 645.98	\$ 1,043.75	\$ 69.36	\$ 22.20	\$ 952.19
Hussain, Tassawar	53-09-02-400-009.147-015	2309	1A	N	\$ 385,800	\$ 167,105	\$ 218,695	\$ 1.5790	\$ 2.3198	\$ 3,330.56	\$ 4,551.23	\$ 487.62	\$ -	\$ 733.04	\$ 1,220.67	\$ 69.36	\$ 22.20	\$ 1,129.11
Doig, Michael & Wendy	53-09-02-400-009.148-015	2309	1A	N	\$ 287,400	\$ 132,840	\$ 154,560	\$ 1.5790	\$ 2.3198	\$ 2,353.84	\$ 3,385.58	\$ 362.74	\$ -	\$ 669.00	\$ 1,031.74	\$ 69.36	\$ 22.20	\$ 940.18
Phelps, Michael W & Tina S	53-09-02-400-009.149-015	2309	1A	N	\$ 371,700	\$ 149,160	\$ 222,540	\$ 1.5790	\$ 2.3198	\$ 3,405.44	\$ 4,801.83	\$ 514.48	\$ -	\$ 881.90	\$ 1,396.39	\$ 69.36	\$ 22.20	\$ 1,304.83
Hero, Ashley	53-09-01-202-005.000-015		1A	N	\$ 121,200	\$ 71,495	\$ 49,705	\$ 1.5790	\$ 2.3198	\$ 757.26	\$ 1,246.03	\$ 133.51	\$ -	\$ 355.26	\$ 488.77	\$ 69.36	\$ 14.76	\$ 404.65
Reynolds, James H & Margaret R	53-09-01-302-010.000-015		1A	N	\$ 79,700	\$ 74,145	\$ 5,555	\$ 1.5790	\$ 2.3198	\$ 44.34	\$ 45.23	\$ -	\$ -	\$ 0.89	\$ 0.89	\$ 69.36	\$ 22.20	\$ (90.67)
Jones, Charles Larry & Shirley E	53-09-01-211-038.000-015		1A	N	\$ 126,400	\$ 73,175	\$ 53,225	\$ 1.5790	\$ 2.3198	\$ 811.08	\$ 1,334.60	\$ 142.99	\$ -	\$ 380.52	\$ 523.52	\$ 69.36	\$ 22.20	\$ 431.96
Burks, John C & Janet L	53-09-01-211-032.000-015		1A	N	\$ 154,700	\$ 97,185	\$ 57,515	\$ 1.5790	\$ 2.3198	\$ 460.02	\$ 469.22	\$ -	\$ -	\$ 9.20	\$ 9.20	\$ 69.36	\$ 22.20	\$ (82.36)
Lindsey, Mildred Maxine	53-09-01-210-011.000-015		1A	N	\$ 153,100	\$ 96,835	\$ 56,265	\$ 1.5790	\$ 2.3198	\$ 434.20	\$ 442.88	\$ -	\$ -	\$ 8.68	\$ 8.68	\$ 69.36	\$ 22.20	\$ (82.88)
Garrett, Joshua Kyle	53-09-01-211-026.000-015		1A	N	\$ 160,300	\$ 88,355	\$ 71,945	\$ 1.5790	\$ 2.3198	\$ 1,095.68	\$ 1,802.86	\$ 193.16	\$ -	\$ 514.03	\$ 707.18	\$ 69.36	\$ 14.76	\$ 623.06
Bridges, William R & Marilyn B	53-09-01-209-049.000-015		1A	N	\$ 163,000	\$ 89,125	\$ 73,875	\$ 1.5790	\$ 2.3198	\$ 1,125.08	\$ 1,851.24	\$ 198.35	\$ -	\$ 527.81	\$ 726.16	\$ 69.36	\$ 14.76	\$ 642.04
Arthur, Jessica K	53-09-01-211-008.000-015		1A	N	\$ 116,900	\$ 73,165	\$ 43,735	\$ 1.5790	\$ 2.3198	\$ 666.06	\$ 1,095.96	\$ 117.42	\$ -	\$ 312.48	\$ 429.90	\$ 69.36	\$ 14.76	\$ 345.78
Jordan, George B	53-09-02-301-001.000-015		1A	N	\$ 173,200	\$ 78,240	\$ 94,960	\$ 1.5790	\$ 2.3198	\$ 1,467.92	\$ 2,415.40	\$ 258.79	\$ -	\$ 688.69	\$ 947.48	\$ 69.36	\$ 22.20	\$ 855.92
Carnegie, Scott A & Stephanie R	53-09-02-301-002.000-015		1A	N	\$ 246,700	\$ 105,365	\$ 141,335	\$ 1.5790	\$ 2.3198	\$ 2,171.94	\$ 3,358.74	\$ 359.86	\$ -	\$ 826.94	\$ 1,186.80	\$ 69.36	\$ 37.08	\$ 1,080.36
McGlothlin, Kyle	53-09-02-202-013.000-015		1A	N	\$ 202,600	\$ 103,160	\$ 99,440	\$ 1.5790	\$ 2.3198	\$ 1,514.40	\$ 2,376.38	\$ 254.62	\$ -	\$ 607.36	\$ 861.98	\$ 69.36	\$ 22.20	\$ 770.42
Fox, Jennifer J	53-09-02-202-009.000-015		1A	N	\$ 174,300	\$ 93,255	\$ 81,045	\$ 1.5790	\$ 2.3198	\$ 1,234.26	\$ 2,030.90	\$ 217.59	\$ -	\$ 579.06	\$ 796.64	\$ 69.36	\$ 22.20	\$ 705.08
Martin, Shayna K	53-09-02-202-014.000-015		1A	N	\$ 196,200	\$ 100,920	\$ 95,280	\$ 1.5790	\$ 2.3198	\$ 1,451.04	\$ 2,300.21	\$ 246.46	\$ -	\$ 602.71	\$ 849.17	\$ 69.36	\$ 22.20	\$ 757.61
Myers, Charles H II	53-09-02-202-021.000-015		1A	N	\$ 171,300	\$ -	\$ 171,300	\$ 1.5790	\$ 2.3198	\$ 2,704.84	\$ 4,021.88	\$ 430.92	\$ -	\$ 886.12	\$ 1,317.04	\$ 69.36	\$ 22.20	\$ 1,225.48
Rigsby, Arthur H Jr	53-09-02-202-011.000-015		1A	N	\$ 164,800	\$ 103,825	\$ 60,975	\$ 1.5790	\$ 2.3198	\$ 758.30	\$ 773.47	\$ -	\$ -	\$ 15.17	\$ 15.17	\$ 69.36	\$ 22.20	\$ (76.39)
Stewart, Amy M	53-09-02-202-023.000-015	1721	1A	N	\$ 152,600	\$ 85,660	\$ 66,940	\$ 1.5790	\$ 2.3198	\$ 1,019.44	\$ 1,677.45	\$ 179.73	\$ -	\$ 478.28	\$ 658.01	\$ 69.36	\$ 22.20	\$ 566.45
Knight, Patricia	53-09-02-202-028.000-015		1A	N	\$ 165,700	\$ 87,245	\$ 78,455	\$ 1.5790	\$ 2.3198	\$ 1,194.80	\$ 1,940.47	\$ 207.92	\$ -	\$ 537.75	\$ 745.67	\$ 69.36	\$ 22.20	\$ 654.11
Roane, Scott A & Jenise A	53-09-02-202-007.000-015		1A	N	\$ 187,800	\$ 97,980	\$ 89,820	\$ 1.5790	\$ 2.3198	\$ 1,367.90	\$ 2,200.23	\$ 235.73	\$ -	\$ 596.60	\$ 832.33	\$ 69.36	\$ 22.20	\$ 740.77
O'Connor, Eleanor Caldwell	53-09-02-202-003.000-015		1A	N	\$ 160,900	\$ 88,565	\$ 72,335	\$ 1.5790	\$ 2.3198	\$ 1,101.60	\$ 1,812.64	\$ 194.21	\$ -	\$ 516.83	\$ 711.04	\$ 69.36	\$ 22.20	\$ 619.48
Adams, Chase A	53-09-02-202-006.000-015		1A	N	\$ 172,000	\$ 92,135	\$ 79,865	\$ 1.5790	\$ 2.3198	\$ 1,216.28	\$ 2,001.35	\$ 214.43	\$ -	\$ 570.63	\$ 785.07	\$ 69.36	\$ 22.20	\$ 693.51
State Of Indiana	53-09-02-202-015.000-015		1A	N	\$ -	\$ -	\$ -	\$ 1.5790	\$ 2.3198	\$ -	\$ -	\$ -	\$ -	\$ -	\$ -	\$ -	\$ -	\$ -
M & M Wiley Property LLC (1/4%) & Hays, Donald L & J Margie Revocable Living Tru	53-09-02-300-011.000-015		1A	N	\$ 112,800	\$ -	\$ 112,800	\$ 1.5790	\$ 2.3198	\$ 1,781.12	\$ 2,930.73	\$ 314.01	\$ -	\$ 835.60	\$ 1,149.61	\$ -	\$ -	\$ 1,149.61
Candlewood Lane LLC	53-09-02-300-094.000-015		1A	Y	\$ 9,200	\$ -	\$ 9,200	\$ 1.5790	\$ 2.3198	\$ 145.28	\$ 145.28	\$ 70.72	\$ -	\$ -	\$ 70.72	\$ -	\$ -	\$ 70.72
Carnegie, Scott A & Stephanie R	53-09-02-300-003.000-015		1A	N	\$ 78,200	\$ -	\$ 78,200	\$ 1.5790	\$ 2.3198	\$ 1,234.78	\$ 2,031.77	\$ 217.69	\$ -	\$ 579.30	\$ 796.99	\$ -	\$ -	\$ 796.99
Cochrane, Clyde S III & Shari L Foust	53-09-02-300-044.000-015		1A	N	\$ 26,100	\$ -	\$ 26,100	\$ 1.5790	\$ 2.3198	\$ 412.12	\$ 678.12	\$ 72.66	\$ -	\$ 193.35	\$ 266.00	\$ -	\$ -	\$ 266.00
Camden, Barbara J	53-09-02-300-053.000-015		1A	N	\$ 225,800	\$ 111,280	\$ 114,520	\$ 1.5790	\$ 2.3198	\$ 1,744.06	\$ 2,652.47	\$ 284.19	\$ -	\$ 624.22	\$ 908.41	\$ 69.36	\$ 37.08	\$ 801.97
Candlewood Lane LLC	53-09-02-300-054.000-015		1A	N	\$ 2,000	\$ -	\$ 2,000	\$ 1.5790	\$ 2.3198	\$ 31.58	\$ 51.96	\$ 5.57	\$ -	\$ 14.82	\$ 20.38	\$ -	\$ -	\$ 20.38
Ball, Derrick J	53-04-36-302-007.000-011		1A	N	\$ 126,700	\$ 75,755	\$ 50,945	\$ 1.7781	\$ 2.4986	\$ 871.60	\$ 1,371.75	\$ 146.96	\$ -	\$ 353.19	\$ 500.15	\$ 69.36	\$ 22.20	\$ 408.59
Sinders, Christopher A; Sinderson, James E & Elizabeth	53-04-36-302-017.000-011		1A	N	\$ 97,600	\$ -	\$ 97,600	\$ 1.7781	\$ 2.4986	\$ 1,735.44	\$ 2,186.24	\$ 234.24	\$ -	\$ 216.56	\$ 450.80	\$ 69.36	\$ 22.20	\$ 359.24

City of Bloomington

Area #1A: South-West Annexation Area - Tax Impacts Analysis



Note (1): This section shows the inc/(dec) in tax bills due to differences between township fire protection rates and the Monroe Fire Protection District fire rate

Owner Name	Parcel #	Waiver	Annexation Area	AG	2020 Pay 2021 Gross AV	2020 Pay 2021 Deductions /Exemptions	2020 Pay 2021 NAV	Pre-Annex 2020 Pay 2021 Prop Tax Rate	Post-Annex Prop Tax Rate	Pre-Annex Tax Bill	Post-Annex Tax Bill	Net Tax Bill Increase Due Solely to AV Growth (12% - Aggregate over 4 years)	Net Tax Bill Increase Due to Difference Between Fire Rates (1)	Net Tax Bill Increase Due to Annexation	Total Post-Annexation Net Tax Bill Increase	Benefit 1 Yearly Sewer Bill Savings (@ 4000 Gal/Month)	Benefit 2 Yearly Fire Protection (Water Surcharge) Savings	Post-Annex Tax Bill Inc/(Dec) Net of Benefits
Board Of Commissioners Monroe County, The	53-04-36-302-016.000-011		1A	N	\$ -	\$ -	\$ -	\$ 1.7781	\$ 2.4986	\$ -	\$ -	\$ -	\$ -	\$ -	\$ -	\$ -	\$ -	\$ -
Herendeen, Logan	53-04-36-303-045.000-011		1A	N	\$ 149,000	\$ 84,400	\$ 64,600	\$ 1.7781	\$ 2.4986	\$ 1,105.20	\$ 1,668.80	\$ 178.80	\$ -	\$ 384.80	\$ 563.60	\$ 69.36	\$ 22.20	\$ 472.04
Shifflet, Peggy S	53-04-36-302-022.000-011		1A	N	\$ 111,400	\$ 68,240	\$ 43,160	\$ 1.7781	\$ 2.4986	\$ 738.40	\$ 1,162.14	\$ 124.51	\$ -	\$ 299.23	\$ 423.74	\$ 69.36	\$ 22.20	\$ 332.18
Cowden, Donald L Revocable Trust	53-04-36-400-022.000-011	1218	1A	N	\$ 81,200	\$ -	\$ 81,200	\$ 1.7781	\$ 2.4986	\$ 1,443.82	\$ 2,272.36	\$ 243.47	\$ -	\$ 585.07	\$ 828.54	\$ -	\$ -	\$ 828.54
JSD Enterprises LLC	53-00-71-194-000.000-011	1218	1A	N	\$ 821,700	\$ -	\$ 821,700	\$ 1.7781	\$ 2.4986	\$ 14,610.64	\$ 22,995.02	\$ 2,463.75	\$ -	\$ 5,920.63	\$ 8,384.38	\$ 69.36	\$ 22.20	\$ 8,292.82
Cowden, Donald L Revocable Trust	53-04-36-400-022.002-011	1218	1A	N	\$ 22,200	\$ -	\$ 22,200	\$ 1.7781	\$ 2.4986	\$ 394.74	\$ 621.26	\$ 66.56	\$ -	\$ 159.96	\$ 226.52	\$ -	\$ -	\$ 226.52
Smock, Mary A	53-04-36-303-052.000-011		1A	N	\$ 121,100	\$ 70,235	\$ 50,865	\$ 1.7781	\$ 2.4986	\$ 872.92	\$ 1,373.85	\$ 147.20	\$ -	\$ 353.73	\$ 500.93	\$ 69.36	\$ 22.20	\$ 409.37
Weidner, Tamela S; & Walker, Pamela J & Walker, Terry L	53-04-36-302-019.000-011	2458	1A	N	\$ 107,300	\$ 69,805	\$ 37,495	\$ 1.7781	\$ 2.4986	\$ 641.48	\$ 1,009.60	\$ 108.16	\$ -	\$ 259.96	\$ 368.12	\$ 69.36	\$ 22.20	\$ 276.56
Wright, Chesley C. & Martha	53-04-36-303-062.000-011		1A	N	\$ 122,700	\$ 85,040	\$ 37,660	\$ 1.7781	\$ 2.4986	\$ 372.16	\$ 379.60	\$ -	\$ -	\$ 7.44	\$ 7.44	\$ 69.36	\$ 22.20	\$ (84.12)
Riess, Kylie N	53-04-36-303-091.000-011		1A	N	\$ 148,300	\$ 84,155	\$ 64,145	\$ 1.7781	\$ 2.4986	\$ 1,097.44	\$ 1,660.95	\$ 177.95	\$ -	\$ 385.56	\$ 563.51	\$ 69.36	\$ 22.20	\$ 471.95
Riggs, Burton E. & Barbara A.	53-04-36-303-014.000-011		1A	N	\$ 118,200	\$ 84,515	\$ 33,685	\$ 1.7781	\$ 2.4986	\$ 243.00	\$ 247.86	\$ -	\$ -	\$ 4.86	\$ 4.86	\$ 69.36	\$ 22.20	\$ (86.70)
Strawn, Benjamin F	53-04-36-303-026.000-011		1A	N	\$ 108,900	\$ 70,365	\$ 38,535	\$ 1.7781	\$ 2.4986	\$ 659.28	\$ 1,037.61	\$ 111.17	\$ -	\$ 267.16	\$ 378.33	\$ 69.36	\$ 22.20	\$ 286.77
Sexton, Richard L & Beth Ann	53-04-36-303-061.000-011		1A	N	\$ 129,800	\$ 74,505	\$ 55,295	\$ 1.7781	\$ 2.4986	\$ 946.36	\$ 1,462.14	\$ 156.65	\$ -	\$ 359.13	\$ 515.78	\$ 69.36	\$ 22.20	\$ 424.22
Dye, Edward R & Dye, Thomas J	53-09-12-201-045.000-015		1A	N	\$ 130,800	\$ -	\$ 130,800	\$ 1.5790	\$ 2.3198	\$ 2,065.32	\$ 3,071.00	\$ 329.04	\$ -	\$ 676.64	\$ 1,005.68	\$ 69.36	\$ 22.20	\$ 914.12
Kemp, Dustin & Conrad, Sara	53-09-01-213-033.000-015		1A	N	\$ 146,800	\$ 83,630	\$ 63,170	\$ 1.5790	\$ 2.3198	\$ 962.04	\$ 1,582.97	\$ 169.60	\$ -	\$ 451.33	\$ 620.93	\$ 69.36	\$ 22.20	\$ 529.37
Public Investment Corporation	53-09-12-400-028.000-015	1389	1A	N	\$ 23,000	\$ -	\$ 23,000	\$ 1.5790	\$ 2.3198	\$ 363.16	\$ 597.58	\$ 64.03	\$ -	\$ 170.39	\$ 234.42	\$ -	\$ -	\$ 234.42
Shaffer, Shane D & Alyssa E	53-09-01-302-002.000-015		1A	N	\$ 133,600	\$ 3,000	\$ 130,600	\$ 1.5790	\$ 2.3198	\$ 2,062.16	\$ 3,122.30	\$ 334.53	\$ -	\$ 725.61	\$ 1,060.14	\$ 69.36	\$ 22.20	\$ 968.58
Schooley, Scott B & April S	53-09-01-213-018.000-015		1A	N	\$ 118,800	\$ 73,830	\$ 44,970	\$ 1.5790	\$ 2.3198	\$ 684.86	\$ 1,126.89	\$ 120.73	\$ -	\$ 321.30	\$ 442.03	\$ 69.36	\$ 14.76	\$ 357.91
Peach, Nathan D & Randi R	53-09-01-211-035.000-015		1A	N	\$ 173,300	\$ 91,645	\$ 81,655	\$ 1.5790	\$ 2.3198	\$ 1,243.88	\$ 2,003.66	\$ 214.69	\$ -	\$ 545.09	\$ 759.78	\$ 69.36	\$ 14.76	\$ 675.66
Public Investment Corp.	53-09-12-400-056.000-015		1A	N	\$ 39,600	\$ -	\$ 39,600	\$ 1.5790	\$ 2.3198	\$ 625.28	\$ 1,028.87	\$ 110.24	\$ -	\$ 293.36	\$ 403.59	\$ -	\$ -	\$ 403.59
Lashbrooks, Laura Kay	53-09-01-213-040.000-015		1A	N	\$ 129,600	\$ 76,735	\$ 52,865	\$ 1.5790	\$ 2.3198	\$ 805.10	\$ 1,324.75	\$ 141.94	\$ -	\$ 377.71	\$ 519.65	\$ 69.36	\$ 14.76	\$ 435.53
Foret Claire Properties LLC	53-09-12-100-018.000-015	1151	1A	N	\$ 335,800	\$ -	\$ 335,800	\$ 1.5790	\$ 2.3198	\$ 5,302.28	\$ 8,724.64	\$ 934.78	\$ -	\$ 2,487.58	\$ 3,422.36	\$ 69.36	\$ 14.76	\$ 3,338.24
Thomas, Harold J. & Joyce A.	53-09-01-212-002.000-015		1A	N	\$ 130,600	\$ 91,960	\$ 38,640	\$ 1.5790	\$ 2.3198	\$ 277.80	\$ 283.36	\$ -	\$ -	\$ 5.56	\$ 5.56	\$ 69.36	\$ 14.76	\$ (78.56)
Grimes, Jennifer N	53-09-02-400-009.060-015	2309	1A	N	\$ 304,600	\$ 135,860	\$ 168,740	\$ 1.5790	\$ 2.3198	\$ 2,569.78	\$ 3,593.52	\$ 385.02	\$ -	\$ 638.72	\$ 1,023.74	\$ 69.36	\$ 22.20	\$ 932.18
Knickerbocker, Sterling & Kathy L	53-09-02-400-009.061-015	2309	1A	N	\$ 321,100	\$ 144,635	\$ 176,465	\$ 1.5790	\$ 2.3198	\$ 2,687.44	\$ 3,786.65	\$ 405.72	\$ -	\$ 693.50	\$ 1,099.21	\$ -	\$ -	\$ 1,099.21
Caballero Pizano, Miguel A & Caballero, Diana Aleman De	53-09-02-400-009.062-015	2309	1A	N	\$ 290,100	\$ 133,785	\$ 156,315	\$ 1.5790	\$ 2.3198	\$ 2,380.56	\$ 3,417.72	\$ 366.19	\$ -	\$ 670.97	\$ 1,037.16	\$ 69.36	\$ 22.20	\$ 945.60
Alford, Laura A	53-09-02-100-004.063-015	2309	1A	N	\$ 330,800	\$ 148,030	\$ 182,770	\$ 1.5790	\$ 2.3198	\$ 2,783.46	\$ 3,902.08	\$ 418.07	\$ -	\$ 700.55	\$ 1,118.62	\$ 69.36	\$ 22.20	\$ 1,027.06
Collins, David Christopher & Angela Sue	53-09-02-100-004.064-015	2309	1A	N	\$ 368,300	\$ 161,155	\$ 207,145	\$ 1.5790	\$ 2.3198	\$ 3,154.68	\$ 4,348.37	\$ 465.89	\$ -	\$ 727.80	\$ 1,193.69	\$ 69.36	\$ 22.20	\$ 1,102.13
Silwal, Narayan	53-09-02-100-004.065-015	2309	1A	N	\$ 292,400	\$ 134,590	\$ 157,810	\$ 1.5790	\$ 2.3198	\$ 2,403.32	\$ 3,445.08	\$ 369.11	\$ -	\$ 672.65	\$ 1,041.76	\$ 69.36	\$ 22.20	\$ 950.20
Kiser, Thomas A & Janet S	53-09-02-400-009.066-015	2309	1A	N	\$ 259,500	\$ 120,075	\$ 139,425	\$ 1.5790	\$ 2.3198	\$ 2,123.34	\$ 3,056.78	\$ 327.51	\$ -	\$ 605.93	\$ 933.44	\$ 69.36	\$ 22.20	\$ 841.88
Vandeventer, Martie L	53-09-01-302-019.000-015		1A	N	\$ 128,700	\$ 77,295	\$ 51,405	\$ 1.5790	\$ 2.3198	\$ 782.86	\$ 1,288.17	\$ 138.03	\$ -	\$ 367.29	\$ 505.31	\$ 69.36	\$ 14.76	\$ 421.19
Bargo, Carolyn S	53-09-12-201-017.000-015		1A	N	\$ 138,600	\$ 94,760	\$ 43,840	\$ 1.5790	\$ 2.3198	\$ 573.44	\$ 584.91	\$ -	\$ -	\$ 11.47	\$ 11.47	\$ 69.36	\$ 14.76	\$ (72.65)
Steury, Nickiah	53-09-01-209-021.000-015		1A	N	\$ 162,100	\$ 88,985	\$ 73,115	\$ 1.5790	\$ 2.3198	\$ 1,113.48	\$ 1,832.19	\$ 196.31	\$ -	\$ 522.40	\$ 718.71	\$ 69.36	\$ 22.20	\$ 627.15
Walker, Nicholas A & Bethany B	53-09-02-400-009.081-015	2309	1A	N	\$ 291,700	\$ 3,000	\$ 288,700	\$ 1.5790	\$ 2.3198	\$ 4,558.56	\$ 6,845.46	\$ 733.44	\$ -	\$ 1,553.46	\$ 2,286.90	\$ 69.36	\$ 22.20	\$ 2,195.34
Dills, Adam C & Katlynn C	53-09-02-400-009.082-015	2309	1A	N	\$ 412,900	\$ 176,765	\$ 236,135	\$ 1.5790	\$ 2.3198	\$ 3,596.16	\$ 4,879.16	\$ 522.76	\$ -	\$ 760.24	\$ 1,283.00	\$ 69.36	\$ 22.20	\$ 1,191.44
Brown, Andrew W & Bohan, Thomas W	53-09-02-400-009.083-015	2309	1A	N	\$ 358,300	\$ 157,655	\$ 200,645	\$ 1.5790	\$ 2.3198	\$ 3,055.68	\$ 4,229.36	\$ 453.14	\$ -	\$ 720.54	\$ 1,173.68	\$ 69.36	\$ 22.20	\$ 1,082.12
Stonechase Homeowners Association, Inc	53-09-02-100-004.091-015	2309	1A	N	\$ -	\$ -	\$ -	\$ 1.5790	\$ 2.3198	\$ -	\$ -	\$ -	\$ -	\$ -	\$ -	\$ -	\$ -	\$ -
Stonechase Homeowners Association, Inc	53-09-02-100-004.092-015	2309	1A	N	\$ -	\$ -	\$ -	\$ 1.5790	\$ 2.3198	\$ -	\$ -	\$ -	\$ -	\$ -	\$ -	\$ -	\$ -	\$ -
Stonechase Homeowners Association, Inc	53-09-02-100-004.093-015	2309	1A	N	\$ -	\$ -	\$ -	\$ 1.5790	\$ 2.3198	\$ -	\$ -	\$ -	\$ -	\$ -	\$ -	\$ -	\$ -	\$ -
Stonechase Homeowners Association, Inc	53-09-02-100-004.094-015	2309	1A	N	\$ -	\$ -	\$ -	\$ 1.5790	\$ 2.3198	\$ -	\$ -	\$ -	\$ -	\$ -	\$ -	\$ -	\$ -	\$ -
Stonechase Homeowners Association, Inc	53-09-02-100-004.095-015	2309	1A	N	\$ -	\$ -	\$ -	\$ 1.5790	\$ 2.3198	\$ -	\$ -	\$ -	\$ -	\$ -	\$ -	\$ -	\$ -	\$ -
Stonechase Homeowners Association, Inc	53-09-02-100-004.096-015	2309	1A	N	\$ -	\$ -	\$ -	\$ 1.5790	\$ 2.3198	\$ -	\$ -	\$ -	\$ -	\$ -	\$ -	\$ -	\$ -	\$ -
Stonechase Homeowners Association, Inc	53-09-02-100-004.097-015	2309	1A	N	\$ -	\$ -	\$ -	\$ 1.5790	\$ 2.3198	\$ -	\$ -	\$ -	\$ -	\$ -	\$ -	\$ -	\$ -	\$ -
Stonechase Homeowners Association, Inc	53-09-02-100-004.098-015	2309	1A	N	\$ -	\$ -	\$ -	\$ 1.5790	\$ 2.3198	\$ -	\$ -	\$ -	\$ -	\$ -	\$ -	\$ -	\$ -	\$ -

City of Bloomington

Area #1A: South-West Annexation Area - Tax Impacts Analysis

Note (1): This section shows the inc/(dec) in tax bills due to differences between township fire protection rates and the Monroe Fire Protection District fire rate

Owner Name	Parcel #	Waiver	Annexation Area	AG	2020 Pay 2021 Gross AV	2020 Pay 2021 Deductions /Exemptions	2020 Pay 2021 NAV	Pre-Annex 2020 Pay 2021 Prop Tax Rate	Post-Annex Prop Tax Rate	Pre-Annex Tax Bill	Post-Annex Tax Bill	Net Tax Bill Increase Due Solely to AV Growth (12% - Aggregate over 4 years)	Net Tax Bill Increase Due to Difference Between Fire Rates (1)	Net Tax Bill Increase Due to Annexation	Total Post-Annexation Net Tax Bill Increase	Benefit 1 Yearly Sewer Bill Savings (@ 4000 Gal/Month)	Benefit 2 Yearly Fire Protection (Water Surcharge) Savings	Post-Annex Tax Bill Inc/(Dec) Net of Benefits
Stonechase Homeowners Association, Inc	53-09-02-100-004.099-015	2309	1A	N	\$ -	\$ -	\$ -	\$ 1.5790	\$ 2.3198	\$ -	\$ -	\$ -	\$ -	\$ -	\$ -	\$ -	\$ -	\$ -
Morrow, John R & Christine A Morrow	53-09-02-400-009.150-015	2309	1A	N	\$ 308,900	\$ 140,365	\$ 168,535	\$ 1.5790	\$ 2.3198	\$ 2,566.68	\$ 3,641.45	\$ 390.15	\$ -	\$ 684.62	\$ 1,074.77	\$ 69.36	\$ 22.20	\$ 983.21
Gupta, Abhishek & Amrutha Asthana	53-09-02-400-009.151-015	2309	1A	N	\$ 341,600	\$ 3,000	\$ 338,600	\$ 1.5790	\$ 2.3198	\$ 5,346.48	\$ 8,017.04	\$ 858.97	\$ -	\$ 1,811.59	\$ 2,670.56	\$ 69.36	\$ 22.20	\$ 2,579.00
Bauer, Craig & Leigh Ann	53-09-02-400-009.152-015	2309	1A	N	\$ 319,000	\$ 143,900	\$ 175,100	\$ 1.5790	\$ 2.3198	\$ 2,666.64	\$ 3,761.66	\$ 403.03	\$ -	\$ 691.98	\$ 1,095.02	\$ 69.36	\$ 22.20	\$ 1,003.46
Ames, Philip R & Romanyshak, Lesya	53-09-02-400-009.153-015	2309	1A	N	\$ 336,100	\$ 149,885	\$ 186,215	\$ 1.5790	\$ 2.3198	\$ 2,835.92	\$ 3,965.17	\$ 424.84	\$ -	\$ 704.41	\$ 1,129.25	\$ 69.36	\$ 22.20	\$ 1,037.69
Degener, Kyle G & Courtney M	53-09-02-400-009.154-015	2309	1A	N	\$ 393,700	\$ 170,045	\$ 223,655	\$ 1.5790	\$ 2.3198	\$ 3,406.10	\$ 4,650.67	\$ 498.29	\$ -	\$ 746.28	\$ 1,244.57	\$ 69.36	\$ 22.20	\$ 1,153.01
Fassino, John & Karen	53-09-02-400-009.155-015	2309	1A	N	\$ 341,500	\$ 151,775	\$ 189,725	\$ 1.5790	\$ 2.3198	\$ 2,889.38	\$ 4,029.43	\$ 431.72	\$ -	\$ 708.33	\$ 1,140.05	\$ 69.36	\$ 22.20	\$ 1,048.49
Pirani, Badruddin & Ashley	53-09-02-400-009.156-015	2309	1A	N	\$ 340,600	\$ 151,460	\$ 189,140	\$ 1.5790	\$ 2.3198	\$ 2,880.46	\$ 4,018.72	\$ 430.58	\$ -	\$ 707.68	\$ 1,138.26	\$ 69.36	\$ 22.20	\$ 1,046.70
Coons, Daniel & Lisa	53-09-02-400-009.157-015	2309	1A	N	\$ 444,200	\$ 187,720	\$ 256,480	\$ 1.5790	\$ 2.3198	\$ 3,906.00	\$ 5,251.68	\$ 562.69	\$ -	\$ 782.99	\$ 1,345.68	\$ 69.36	\$ 22.20	\$ 1,254.12
Qiao, Yi	53-09-02-400-009.158-015	2309	1A	N	\$ 369,600	\$ 161,610	\$ 207,990	\$ 1.5790	\$ 2.3198	\$ 3,167.52	\$ 4,363.85	\$ 467.56	\$ -	\$ 728.77	\$ 1,196.33	\$ 69.36	\$ 22.20	\$ 1,104.77
Taylor, Rodney J & Rebekah R	53-09-02-400-009.159-015	2309	1A	N	\$ 431,900	\$ 183,415	\$ 248,485	\$ 1.5790	\$ 2.3198	\$ 3,784.24	\$ 5,105.28	\$ 546.99	\$ -	\$ 774.05	\$ 1,321.04	\$ 69.36	\$ 22.20	\$ 1,229.48
Wible, Ronald L & Sandra J	53-09-02-400-009.160-015	2309	1A	N	\$ 369,800	\$ 186,640	\$ 183,160	\$ 1.5790	\$ 2.3198	\$ 2,789.40	\$ 4,339.30	\$ 464.92	\$ -	\$ 1,084.98	\$ 1,549.90	\$ 69.36	\$ 22.20	\$ 1,458.34
Ahmed, Mahbub; Laurel, Arjumand	53-09-02-400-009.161-015	2309	1A	N	\$ 384,000	\$ 166,650	\$ 217,350	\$ 1.5790	\$ 2.3198	\$ 3,310.08	\$ 4,535.23	\$ 485.92	\$ -	\$ 739.23	\$ 1,225.15	\$ 69.36	\$ 22.20	\$ 1,133.59
McDaniel, Alvin & Peggy	53-09-02-101-004.000-015		1A	N	\$ 138,400	\$ 119,475	\$ 18,925	\$ 1.5790	\$ 2.3198	\$ 201.00	\$ 474.25	\$ 50.81	\$ -	\$ 222.43	\$ 273.25	\$ 69.36	\$ 22.20	\$ 181.69
John E Byers LLC	53-09-01-213-032.000-015		1A	N	\$ 133,200	\$ -	\$ 133,200	\$ 1.5790	\$ 2.3198	\$ 2,103.24	\$ 3,127.34	\$ 335.07	\$ -	\$ 689.03	\$ 1,024.10	\$ 69.36	\$ 22.20	\$ 932.54
Thompson, Raymond H. Jr. & Nancy Lee	53-09-02-400-009.162-015	2309	1A	N	\$ 253,900	\$ 121,115	\$ 132,785	\$ 1.5790	\$ 2.3198	\$ 2,022.22	\$ 2,986.89	\$ 320.02	\$ -	\$ 644.65	\$ 964.67	\$ 69.36	\$ 22.20	\$ 873.11
Ragonese, Thomas M & Sarah M	53-09-02-400-009.163-015	2309	1A	N	\$ 380,300	\$ 165,355	\$ 214,945	\$ 1.5790	\$ 2.3198	\$ 3,273.44	\$ 4,491.18	\$ 481.19	\$ -	\$ 736.55	\$ 1,217.74	\$ 69.36	\$ 22.20	\$ 1,126.18
Long, Thomas P & Karen A	53-09-02-400-009.164-015	2309	1A	N	\$ 273,700	\$ 128,045	\$ 145,655	\$ 1.5790	\$ 2.3198	\$ 2,218.22	\$ 3,222.55	\$ 345.28	\$ -	\$ 659.05	\$ 1,004.33	\$ 69.36	\$ 22.20	\$ 912.77
Dalkilic, Mehmet M	53-09-02-400-009.165-015	2309	1A	N	\$ 345,800	\$ 153,280	\$ 192,520	\$ 1.5790	\$ 2.3198	\$ 2,931.94	\$ 4,080.60	\$ 437.20	\$ -	\$ 711.46	\$ 1,148.66	\$ 69.36	\$ 22.20	\$ 1,057.10
Hutchinson, Christopher L & Krista N	53-09-02-400-009.166-015	2309	1A	N	\$ 273,700	\$ 128,045	\$ 145,655	\$ 1.5790	\$ 2.3198	\$ 2,218.22	\$ 3,222.55	\$ 345.28	\$ -	\$ 659.05	\$ 1,004.33	\$ 69.36	\$ 22.20	\$ 912.77
Rayzor, Natalia & Jeffrey S	53-09-02-400-009.167-015	2309	1A	N	\$ 318,600	\$ 143,760	\$ 174,840	\$ 1.5790	\$ 2.3198	\$ 2,662.68	\$ 3,756.90	\$ 402.53	\$ -	\$ 691.69	\$ 1,094.22	\$ 69.36	\$ 22.20	\$ 1,002.66
Jarman, James K	53-09-02-400-009.168-015	2309	1A	N	\$ 340,400	\$ 151,390	\$ 189,010	\$ 1.5790	\$ 2.3198	\$ 2,878.48	\$ 4,016.33	\$ 430.32	\$ -	\$ 707.54	\$ 1,137.85	\$ 69.36	\$ 22.20	\$ 1,046.29
Perry, Fred W & Angela L	53-09-02-400-009.169-015	2309	1A	N	\$ 326,900	\$ 146,665	\$ 180,235	\$ 1.5790	\$ 2.3198	\$ 2,744.84	\$ 3,855.67	\$ 413.10	\$ -	\$ 697.73	\$ 1,110.83	\$ 69.36	\$ 22.20	\$ 1,019.27
Moss, Kellie J	53-09-02-400-009.170-015	2309	1A	N	\$ 366,100	\$ 160,385	\$ 205,715	\$ 1.5790	\$ 2.3198	\$ 3,132.88	\$ 4,322.20	\$ 463.10	\$ -	\$ 726.22	\$ 1,189.32	\$ 69.36	\$ 22.20	\$ 1,097.76
O'Brien, Dennis	53-09-01-300-005.000-015		1A	N	\$ 110,500	\$ 67,925	\$ 42,575	\$ 1.5790	\$ 2.3198	\$ 648.40	\$ 1,066.89	\$ 114.31	\$ -	\$ 304.18	\$ 418.49	\$ -	\$ -	\$ 418.49
McGlothlin, Johnny D; McGlothlin, Jerry D Sr; w/l/e McGlothlin, Betty Louise	53-09-01-209-069.000-015		1A	N	\$ 144,600	\$ 79,685	\$ 64,915	\$ 1.5790	\$ 2.3198	\$ 988.88	\$ 1,627.17	\$ 174.34	\$ -	\$ 463.95	\$ 638.29	\$ 69.36	\$ 22.20	\$ 546.73
Wagoner, Betty L	53-09-01-211-004.000-015		1A	N	\$ 136,800	\$ 119,090	\$ 17,710	\$ 1.5790	\$ 2.3198	\$ 269.72	\$ 443.79	\$ 47.55	\$ -	\$ 126.53	\$ 174.07	\$ 69.36	\$ 14.76	\$ 89.95
Lawmaster, Kathy C	53-09-01-213-009.000-015		1A	N	\$ 165,200	\$ 87,070	\$ 78,130	\$ 1.5790	\$ 2.3198	\$ 1,189.86	\$ 1,934.52	\$ 207.28	\$ -	\$ 537.38	\$ 744.66	\$ 69.36	\$ 14.76	\$ 660.54
Ziaee, Yadi	53-09-02-100-008.000-015		1A	N	\$ 84,100	\$ 49,654	\$ 34,446	\$ 1.5790	\$ 2.3198	\$ 534.12	\$ 878.88	\$ 94.18	\$ -	\$ 250.59	\$ 344.76	\$ 69.36	\$ 22.20	\$ 253.20
Knioia, Juliette	53-09-01-211-024.000-015		1A	N	\$ 188,300	\$ 98,155	\$ 90,145	\$ 1.5790	\$ 2.3198	\$ 1,372.84	\$ 2,206.18	\$ 236.37	\$ -	\$ 596.97	\$ 833.34	\$ 69.36	\$ 22.20	\$ 741.78
Daniel, Charlotte Curry & The Charlotte Curry Daniel Brashaber Revocable Living LSF9 MASTER PARTICIPATION TRUST	53-09-01-209-018.000-015		1A	N	\$ 121,900	\$ -	\$ 121,900	\$ 1.5790	\$ 2.3198	\$ 1,924.80	\$ 2,862.04	\$ 306.65	\$ -	\$ 630.59	\$ 937.24	\$ 69.36	\$ 22.20	\$ 845.68
Dougan, Susan J	53-09-01-209-062.000-015		1A	N	\$ 157,100	\$ 87,235	\$ 69,865	\$ 1.5790	\$ 2.3198	\$ 1,064.00	\$ 1,750.74	\$ 187.58	\$ -	\$ 499.16	\$ 686.74	\$ 69.36	\$ 22.20	\$ 595.18
Mosier, Bonnie R	53-09-01-209-016.000-015		1A	N	\$ 141,900	\$ 81,915	\$ 59,985	\$ 1.5790	\$ 2.3198	\$ 390.60	\$ 1,503.15	\$ 161.05	\$ -	\$ 951.50	\$ 1,112.55	\$ 69.36	\$ 14.76	\$ 1,028.43
Allen, Marlye E & Michael D	53-04-36-303-015.000-011		1A	N	\$ 153,600	\$ 86,010	\$ 67,590	\$ 1.7781	\$ 2.4986	\$ 1,156.36	\$ 1,720.32	\$ 184.32	\$ -	\$ 379.64	\$ 563.96	\$ 69.36	\$ 22.20	\$ 472.40
Town Of Ellettsville Board Of Trustees	53-04-36-100-031.000-011		1A	N	\$ -	\$ -	\$ -	\$ 1.7781	\$ 2.4986	\$ -	\$ -	\$ -	\$ -	\$ -	\$ -	\$ 69.36	\$ 478.32	\$ (547.68)
Monroe County Commissioners	53-04-25-300-012.000-011		1A	N	\$ -	\$ -	\$ -	\$ 1.7781	\$ 2.4986	\$ -	\$ -	\$ -	\$ -	\$ -	\$ -	\$ -	\$ -	\$ -
EN Investments LLC	53-04-36-100-040.000-011		1A	N	\$ 1,205,600	\$ -	\$ 1,205,600	\$ 1.7781	\$ 2.4986	\$ 21,436.76	\$ 27,005.44	\$ 2,893.44	\$ -	\$ 2,675.24	\$ 5,568.68	\$ -	\$ -	\$ 5,568.68
Board Of Commissioners Of Monroe Co	53-04-36-100-028.000-011		1A	N	\$ -	\$ -	\$ -	\$ 1.7781	\$ 2.4986	\$ -	\$ -	\$ -	\$ -	\$ -	\$ -	\$ -	\$ -	\$ -
Pridemore, Diana	53-04-36-301-014.000-011		1A	N	\$ 104,200	\$ 68,720	\$ 35,480	\$ 1.7781	\$ 2.4986	\$ 607.00	\$ 955.35	\$ 102.37	\$ -	\$ 245.99	\$ 348.35	\$ 69.36	\$ 22.20	\$ 256.79
Johnson, William L & Marilyn	53-04-36-303-068.000-011	2457	1A	N	\$ 135,600	\$ 79,710	\$ 55,890	\$ 1.7781	\$ 2.4986	\$ 956.20	\$ 1,504.92	\$ 161.25	\$ -	\$ 387.48	\$ 548.72	\$ 69.36	\$ 22.20	\$ 457.16
Hoesman, Debra R	53-04-36-303-084.000-011		1A	N	\$ 140,500	\$ 81,425	\$ 59,075	\$ 1.7781	\$ 2.4986	\$ 584.26	\$ 1,573.60	\$ 168.60	\$ -	\$ 820.74	\$ 989.34	\$ 69.36	\$ 22.20	\$ 897.78
Orman, James B & Kara L	53-04-36-303-019.000-011		1A	N	\$ 162,700	\$ 89,020	\$ 73,680	\$ 1.7781	\$ 2.4986	\$ 1,260.56	\$ 1,816.65	\$ 194.65	\$ -	\$ 361.44	\$ 556.09	\$ 69.36	\$ 22.20	\$ 464.53
Huntoon, Harry E & Marilyn L	53-04-36-303-108.000-011		1A	N	\$ 136,300	\$ 76,500	\$ 59,800	\$ 1.7781	\$ 2.4986	\$ 1,023.96	\$ 1,548.38	\$ 165.90	\$ -	\$ 358.52	\$ 524.42	\$ 69.36	\$ 22.20	\$ 432.86
State Of Indiana	53-04-35-400-003.000-011		1A	N	\$ -	\$ -	\$ -	\$ 1.7781	\$ 2.4986	\$ -	\$ -	\$ -	\$ -	\$ -	\$ -	\$ -	\$ -	\$ -
Foster, Chris	53-04-36-200-001.000-011		1A	N	\$ 32,000	\$ -	\$ 32,000	\$ 1.7781	\$ 2.4986	\$ 569.00	\$ 717.92	\$ 76.92	\$ -	\$ 72.00	\$ 148.92	\$ 69.36	\$ 22.20	\$ 57.36
Dalton, Jessica L	53-04-36-100-020.000-011	1156	1A	N	\$ 145,000	\$ 83,000	\$ 62,000	\$ 1.7781	\$ 2.4986	\$ 1,060.72	\$ 1,624.00	\$ 174.00	\$ -	\$ 389.28	\$ 563.28	\$ 69.36	\$ 22.20	\$ 471.72

City of Bloomington

Area #1A: South-West Annexation Area - Tax Impacts Analysis

Note (1): This section shows the inc/(dec) in tax bills due to differences between township fire protection rates and the Monroe Fire Protection District fire rate

Owner Name	Parcel #	Waiver	Annexation Area	AG	2020 Pay 2021 Gross AV	2020 Pay 2021 Deductions /Exemptions	2020 Pay 2021 NAV	Pre-Annex 2020 Pay 2021 Prop Tax Rate	Post-Annex Prop Tax Rate	Pre-Annex Tax Bill	Post-Annex Tax Bill	Net Tax Bill Increase Due Solely to AV Growth (12% - Aggregate over 4 years)	Net Tax Bill Increase Due to Difference Between Fire Rates (1)	Net Tax Bill Increase Due to Annexation	Total Post-Annexation Net Tax Bill Increase	Benefit 1 Yearly Sewer Bill Savings (@ 4000 Gal/Month)	Benefit 2 Yearly Fire Protection (Water Surcharge) Savings	Post-Annex Tax Bill Inc/(Dec) Net of Benefits
Board Of Commissioners Monroe County, The	53-04-36-400-024.000-011		1A	N	\$ -	\$ -	\$ -	\$ 1.7781	\$ 2.4986	\$ -	\$ -	\$ -	\$ -	\$ -	\$ -	\$ -	\$ -	\$ -
Highland Faith Assembly Of God, Trustees Of	53-04-35-400-007.000-011	2507	1A	N	\$ 268,000	\$ 268,000	\$ -	\$ 1.7781	\$ 2.4986	\$ -	\$ -	\$ -	\$ -	\$ -	\$ -	\$ -	\$ -	\$ -
Oeding, Sheila K	53-04-36-100-026.000-011		1A	N	\$ 130,600	\$ 88,960	\$ 41,640	\$ 1.7781	\$ 2.4986	\$ 448.66	\$ 457.63	\$ -	\$ -	\$ 8.97	\$ 8.97	\$ 69.36	\$ 22.20	\$ (91.56)
Axsom, William L & Kathleen	53-09-01-211-037.000-015		1A	N	\$ 167,300	\$ 87,410	\$ 79,890	\$ 1.5790	\$ 2.3198	\$ 1,220.42	\$ 2,008.15	\$ 215.16	\$ -	\$ 572.57	\$ 787.73	\$ 69.36	\$ 14.76	\$ 703.61
Kay, Hannah R	53-09-01-213-015.000-015		1A	N	\$ 158,600	\$ 87,270	\$ 71,330	\$ 1.5790	\$ 2.3198	\$ 1,086.30	\$ 1,787.46	\$ 191.52	\$ -	\$ 509.64	\$ 701.16	\$ 69.36	\$ 22.20	\$ 609.60
Heckard, Casey	53-09-01-211-018.000-015		1A	N	\$ 133,900	\$ 79,115	\$ 54,785	\$ 1.5790	\$ 2.3198	\$ 834.34	\$ 1,372.85	\$ 147.09	\$ -	\$ 391.43	\$ 538.51	\$ 69.36	\$ 22.20	\$ 446.95
Whitehall Associates	53-09-01-100-034.000-015		1A	N	\$ 167,500	\$ -	\$ 167,500	\$ 1.5790	\$ 2.3198	\$ 2,644.82	\$ 4,351.93	\$ 466.28	\$ -	\$ 1,240.83	\$ 1,707.11	\$ -	\$ -	\$ 1,707.11
Mirwec Film, Inc.	53-09-01-101-001.000-015		1A	N	\$ 2,020,700	\$ -	\$ 2,020,700	\$ 1.5790	\$ 2.3198	\$ 31,906.84	\$ 52,501.12	\$ 5,625.12	\$ -	\$ 14,969.16	\$ 20,594.28	\$ 69.36	\$ 37.08	\$ 20,487.84
Autovest LLC	53-09-01-101-003.000-015		1A	N	\$ 1,262,500	\$ -	\$ 1,262,500	\$ 1.5790	\$ 2.3198	\$ 19,934.88	\$ 32,801.83	\$ 3,514.48	\$ -	\$ 9,352.47	\$ 12,866.95	\$ 69.36	\$ 118.68	\$ 12,678.91
Autovest II LLC	53-09-01-101-002.000-015		1A	N	\$ 783,000	\$ -	\$ 783,000	\$ 1.5790	\$ 2.3198	\$ 12,363.56	\$ 20,343.63	\$ 2,179.67	\$ -	\$ 5,800.40	\$ 7,980.07	\$ -	\$ -	\$ 7,980.07
Board Of Commissioners Monroe Co	53-09-01-100-001.000-015		1A	N	\$ -	\$ -	\$ -	\$ 1.5790	\$ 2.3198	\$ -	\$ -	\$ -	\$ -	\$ -	\$ -	\$ -	\$ -	\$ -
Cage, Leah M	53-09-01-210-003.000-015		1A	N	\$ 144,400	\$ 82,790	\$ 61,610	\$ 1.5790	\$ 2.3198	\$ 938.28	\$ 1,543.88	\$ 165.41	\$ -	\$ 440.18	\$ 605.60	\$ 69.36	\$ 14.76	\$ 521.48
Martin, James F. & Susan M.	53-09-02-300-004.000-015		1A	N	\$ 158,800	\$ 84,410	\$ 74,390	\$ 1.5790	\$ 2.3198	\$ 1,133.58	\$ 1,865.25	\$ 199.85	\$ -	\$ 531.82	\$ 731.67	\$ 69.36	\$ 14.76	\$ 647.55
Bruce, Rex A. & Norma J.	53-09-01-209-071.000-015		1A	N	\$ 112,100	\$ 68,485	\$ 43,615	\$ 1.5790	\$ 2.3198	\$ 472.44	\$ 1,092.95	\$ 117.11	\$ -	\$ 503.40	\$ 620.51	\$ 69.36	\$ 14.76	\$ 536.39
Lean On Me Properties LLC	53-09-01-213-043.000-015		1A	N	\$ 141,900	\$ -	\$ 141,900	\$ 1.5790	\$ 2.3198	\$ 2,240.60	\$ 3,332.11	\$ 357.01	\$ -	\$ 734.50	\$ 1,091.51	\$ 69.36	\$ 22.20	\$ 999.95
Haney, Frank T & Katherine E	53-09-01-213-008.000-015		1A	N	\$ 140,500	\$ 81,425	\$ 59,075	\$ 1.5790	\$ 2.3198	\$ 899.68	\$ 1,480.37	\$ 158.61	\$ -	\$ 422.08	\$ 580.69	\$ 69.36	\$ 14.76	\$ 496.57
Sierra, Mireya Rivera	53-09-01-213-023.000-015		1A	N	\$ 145,600	\$ 83,210	\$ 62,390	\$ 1.5790	\$ 2.3198	\$ 950.16	\$ 1,563.44	\$ 167.52	\$ -	\$ 445.77	\$ 613.28	\$ -	\$ -	\$ 613.28
Mundy, Zachariah J	53-09-01-213-041.000-015		1A	N	\$ 154,500	\$ 86,325	\$ 68,175	\$ 1.5790	\$ 2.3198	\$ 1,038.24	\$ 1,708.39	\$ 183.04	\$ -	\$ 487.11	\$ 670.15	\$ 69.36	\$ 22.20	\$ 578.59
The Revocable Trust Agreement of Mobley, Joan	53-09-01-300-044.000-015		1A	N	\$ 213,700	\$ 54,538	\$ 159,162	\$ 1.5790	\$ 2.3198	\$ 2,502.44	\$ 3,778.44	\$ 404.82	\$ -	\$ 871.18	\$ 1,276.00	\$ 69.36	\$ 14.76	\$ 1,191.88
Webster, Gregory B	53-09-11-100-005.000-015		1A	N	\$ 113,300	\$ 67,680	\$ 45,620	\$ 1.5790	\$ 2.3198	\$ 696.72	\$ 1,146.41	\$ 122.82	\$ -	\$ 326.87	\$ 449.69	\$ 69.36	\$ 14.76	\$ 365.57
Gentry Services LLC	53-09-02-200-178.000-015		1A	N	\$ 35,000	\$ -	\$ 35,000	\$ 1.5790	\$ 2.3198	\$ 552.64	\$ 909.36	\$ 97.43	\$ -	\$ 259.29	\$ 356.72	\$ 69.36	\$ 22.20	\$ 265.16
Gentry Services LLC	53-09-02-300-093.000-015		1A	Y	\$ 500	\$ -	\$ 500	\$ 1.5790	\$ 2.3198	\$ 7.90	\$ 7.90	\$ 3.84	\$ -	\$ -	\$ 3.84	\$ -	\$ -	\$ 3.84
Mohney Homes Inc.	53-09-02-200-174.000-015	2037	1A	N	\$ -	\$ -	\$ -	\$ 1.5790	\$ 2.3198	\$ -	\$ -	\$ -	\$ -	\$ -	\$ -	\$ -	\$ -	\$ -
Shaw, Robert V & Nancy L	53-09-11-100-002.000-015		1A	N	\$ 75,600	\$ -	\$ 75,600	\$ 1.5790	\$ 2.3198	\$ 1,193.72	\$ 1,964.21	\$ 210.45	\$ -	\$ 560.04	\$ 770.49	\$ 69.36	\$ 22.20	\$ 678.93
Western Liberty LLC	53-09-12-101-012.000-015		1A	N	\$ 3,139,000	\$ -	\$ 3,139,000	\$ 1.5790	\$ 2.3198	\$ 49,564.80	\$ 81,556.40	\$ 8,738.19	\$ -	\$ 23,253.42	\$ 31,991.60	\$ 69.36	\$ 118.68	\$ 31,803.56
Dewar, Valerie J	53-09-01-210-001.000-015		1A	N	\$ 141,700	\$ -	\$ 141,700	\$ 1.5790	\$ 2.3198	\$ 2,237.44	\$ 3,326.91	\$ 356.45	\$ -	\$ 733.02	\$ 1,089.47	\$ 69.36	\$ 14.76	\$ 1,005.35
Lee, William R Jr & Amy D	53-09-02-201-005.000-015	1805	1A	N	\$ 211,200	\$ 106,170	\$ 105,030	\$ 1.5790	\$ 2.3198	\$ 1,599.52	\$ 2,478.73	\$ 265.59	\$ -	\$ 613.62	\$ 879.21	\$ 69.36	\$ 22.20	\$ 787.65
Shahadey, Michael A & Melissa	53-09-02-201-006.000-015	1673	1A	N	\$ 264,500	\$ 149,785	\$ 114,715	\$ 1.5790	\$ 2.3198	\$ 1,747.04	\$ 2,874.65	\$ 308.00	\$ -	\$ 819.61	\$ 1,127.61	\$ 69.36	\$ 22.20	\$ 1,036.05
McGlasson, Jorja	53-09-02-201-001.000-015		1A	N	\$ 235,100	\$ 114,535	\$ 120,565	\$ 1.5790	\$ 2.3198	\$ 1,836.12	\$ 2,763.16	\$ 296.06	\$ -	\$ 630.98	\$ 927.04	\$ 69.36	\$ 22.20	\$ 835.48
Junken, Jedidiah D & Melissa J	53-09-02-201-012.000-015	1673	1A	N	\$ 219,600	\$ 109,110	\$ 110,490	\$ 1.5790	\$ 2.3198	\$ 1,682.68	\$ 2,578.69	\$ 276.29	\$ -	\$ 619.72	\$ 896.01	\$ 69.36	\$ 22.20	\$ 804.45
Loar, Bradley S & Valenda L	53-09-02-201-010.000-015		1A	N	\$ 161,200	\$ 88,670	\$ 72,530	\$ 1.5790	\$ 2.3198	\$ 1,104.58	\$ 1,817.54	\$ 194.74	\$ -	\$ 518.21	\$ 712.96	\$ 69.36	\$ 22.20	\$ 621.40
Clemens, Kevin	53-09-02-201-002.000-015		1A	N	\$ 186,900	\$ 97,665	\$ 89,235	\$ 1.5790	\$ 2.3198	\$ 1,358.98	\$ 2,189.52	\$ 234.59	\$ -	\$ 595.95	\$ 830.54	\$ 69.36	\$ 22.20	\$ 738.98
Younger, April K	53-09-02-201-015.000-015	2412	1A	N	\$ 143,800	\$ 82,580	\$ 61,220	\$ 1.5790	\$ 2.3198	\$ 932.32	\$ 1,534.10	\$ 164.36	\$ -	\$ 437.42	\$ 601.78	\$ 69.36	\$ 22.20	\$ 510.22
Huter, Thomas B & Sharon K	53-09-02-201-004.000-015		1A	N	\$ 159,400	\$ -	\$ 159,400	\$ 1.5790	\$ 2.3198	\$ 2,516.92	\$ 3,742.48	\$ 400.98	\$ -	\$ 824.58	\$ 1,225.56	\$ 69.36	\$ 22.20	\$ 1,134.00
Porter, Diana L	53-09-02-201-009.000-015		1A	N	\$ 167,300	\$ 90,805	\$ 76,495	\$ 1.5790	\$ 2.3198	\$ 1,164.96	\$ 1,916.88	\$ 205.37	\$ -	\$ 546.55	\$ 751.92	\$ 69.36	\$ 22.20	\$ 660.36
Wagner, Rune & Jessica	53-09-02-400-009.171-015	2309	1A	N	\$ 334,300	\$ 149,255	\$ 185,045	\$ 1.5790	\$ 2.3198	\$ 2,818.10	\$ 3,943.73	\$ 422.54	\$ -	\$ 703.10	\$ 1,125.63	\$ 69.36	\$ 22.20	\$ 1,034.07
Pienkos, Jules E & Sarah E	53-09-02-400-009.172-015	2309	1A	N	\$ 339,700	\$ 151,145	\$ 188,555	\$ 1.5790	\$ 2.3198	\$ 2,871.56	\$ 4,008.02	\$ 429.44	\$ -	\$ 707.02	\$ 1,136.46	\$ 69.36	\$ 22.20	\$ 1,044.90
Bramwell, Michann A & Orville D	53-09-02-400-009.173-015	2309	1A	N	\$ 376,700	\$ 164,095	\$ 212,605	\$ 1.5790	\$ 2.3198	\$ 3,237.82	\$ 4,448.35	\$ 476.62	\$ -	\$ 733.92	\$ 1,210.53	\$ 69.36	\$ 22.20	\$ 1,118.97
Nowacki, Elliott Carson	53-09-02-400-009.174-015	2309	1A	N	\$ 326,100	\$ 146,385	\$ 179,715	\$ 1.5790	\$ 2.3198	\$ 2,736.92	\$ 3,846.16	\$ 412.09	\$ -	\$ 697.15	\$ 1,109.24	\$ 69.36	\$ 22.20	\$ 1,017.68
Thomas, Carven & Lisa	53-09-02-400-009.175-015	2309	1A	N	\$ 352,500	\$ 146,105	\$ 206,395	\$ 1.5790	\$ 2.3198	\$ 3,156.82	\$ 4,468.62	\$ 478.77	\$ -	\$ 833.02	\$ 1,311.80	\$ 69.36	\$ 22.20	\$ 1,220.24
Seymour, Kenneth A Jr & Rhonda J	53-09-02-400-009.176-015	2309	1A	N	\$ 351,200	\$ 152,170	\$ 199,030	\$ 1.5790	\$ 2.3198	\$ 3,031.08	\$ 4,148.11	\$ 444.45	\$ -	\$ 672.59	\$ 1,117.03	\$ 69.36	\$ 22.20	\$ 1,025.47
Peterson, Christopher Todd & Arlene D	53-09-02-400-009.177-015	2309	1A	N	\$ 319,500	\$ 144,075	\$ 175,425	\$ 1.5790	\$ 2.3198	\$ 2,671.60	\$ 3,767.61	\$ 403.67	\$ -	\$ 692.33	\$ 1,096.01	\$ 69.36	\$ 22.20	\$ 1,004.45
Ligmanowski, Lacey	53-09-02-400-009.178-015	2309	1A	N	\$ 350,600	\$ 154,960	\$ 195,640	\$ 1.5790	\$ 2.3198	\$ 2,979.46	\$ 4,137.73	\$ 443.33	\$ -	\$ 714.94	\$ 1,158.27	\$ 69.36	\$ 22.20	\$ 1,066.71
Pandolfo, William & Selina	53-09-02-400-009.179-015	2309	1A	N	\$ 277,300	\$ 129,305	\$ 147,995	\$ 1.5790	\$ 2.3198	\$ 2,253.86	\$ 3,265.37	\$ 349.85	\$ -	\$ 661.66	\$ 1,011.51	\$ 69.36	\$ 22.20	\$ 919.95
Hill, Larry E Jr & Jennifer R	53-09-02-400-009.180-015	2309	1A	N	\$ 357,100	\$ 147,015	\$ 210,085	\$ 1.5790	\$ 2.3198	\$ 3,214.12	\$ 4,551.53	\$ 487.66	\$ -	\$ 849.75	\$ 1,337.41	\$ 69.36	\$ 22.20	\$ 1,245.85
Freeman, James R & Croy, Samantha	53-09-02-400-009.181-015	2309	1A	N	\$ 274,700	\$ 128,395	\$ 146,305	\$ 1.5790	\$ 2.3198	\$ 2,228.12	\$ 3,234.45	\$ 346.55	\$ -	\$ 659.77	\$ 1,006.33	\$ 69.36	\$ 22.20	\$ 914.77
Stonechase Homeowners Association, Inc	53-09-02-400-009.996-015	2309	1A	N	\$ -	\$ -	\$ -	\$ 1.5790	\$ 2.3198	\$ -	\$ -	\$ -	\$ -	\$ -	\$ -	\$ -	\$ -	\$ -
Stonechase Homeowners Association, Inc	53-09-02-400-009.997-015	2309	1A	N	\$ -	\$ -	\$ -	\$ 1.5790	\$ 2.3198	\$ -	\$ -	\$ -	\$ -	\$ -	\$ -	\$ -	\$ -	\$ -
Stonechase Homeowners Association, Inc	53-09-02-400-009.998-015	2309	1A	N	\$ -	\$ -	\$ -	\$ 1.5790	\$ 2.3198	\$ -	\$ -	\$ -	\$ -	\$ -	\$ -	\$ -	\$ -	\$ -

City of Bloomington

Area #1A: South-West Annexation Area - Tax Impacts Analysis

Note (1): This section shows the inc/(dec) in tax bills due to differences between township fire protection rates and the Monroe Fire Protection District fire rate

Owner Name	Parcel #	Waiver	Annexation Area	AG	2020 Pay 2021 Gross AV	2020 Pay 2021 Deductions /Exemptions	2020 Pay 2021 NAV	Pre-Annex 2020 Pay 2021 Prop Tax Rate	Post-Annex Prop Tax Rate	Pre-Annex Tax Bill	Post-Annex Tax Bill	Net Tax Bill Increase Due Solely to AV Growth (12% - Aggregate over 4 years)	Net Tax Bill Increase Due to Difference Between Fire Rates (1)	Net Tax Bill Increase Due to Annexation	Total Post-Annexation Net Tax Bill Increase	Benefit 1 Yearly Sewer Bill Savings (@ 4000 Gal/Month)	Benefit 2 Yearly Fire Protection (Water Surcharge) Savings	Post-Annex Tax Bill Inc/(Dec) Net of Benefits
Stonechase Homeowners Association, Inc	53-09-02-400-009.999-015	2309	1A	N	\$ -	\$ -	\$ -	\$ 1.5790	\$ 2.3198	\$ -	\$ -	\$ -	\$ -	\$ -	\$ -	\$ -	\$ -	\$ -
Stonechase Homeowners Association, Inc	53-09-02-400-009.000-015	2309	1A	N	\$ -	\$ -	\$ -	\$ 1.5790	\$ 2.3198	\$ -	\$ -	\$ -	\$ -	\$ -	\$ -	\$ -	\$ -	\$ -
Shertz, Kenneth L	53-09-01-210-008.000-015		1A	N	\$ 120,100	\$ 71,285	\$ 48,815	\$ 1.5790	\$ 2.3198	\$ 743.42	\$ 1,223.26	\$ 131.07	\$ -	\$ 348.77	\$ 479.84	\$ 69.36	\$ 14.76	\$ 395.72
Fox, Fraya J	53-09-12-201-042.000-015		1A	N	\$ 164,600	\$ 89,825	\$ 74,775	\$ 1.5790	\$ 2.3198	\$ 1,138.76	\$ 1,873.78	\$ 200.76	\$ -	\$ 534.26	\$ 735.02	\$ 69.36	\$ 14.76	\$ 650.90
Winks, Gregory J Sr & Vickie L Winks Revocable Living Trust	53-09-01-212-003.000-015		1A	N	\$ 162,200	\$ 103,020	\$ 59,180	\$ 1.5790	\$ 2.3198	\$ 901.28	\$ 919.31	\$ -	\$ -	\$ 18.03	\$ 18.03	\$ 69.36	\$ 14.76	\$ (66.09)
Whaley, Teri S	53-09-02-101-012.000-015		1A	N	\$ 227,300	\$ 106,390	\$ 120,910	\$ 1.5790	\$ 2.3198	\$ 1,845.24	\$ 2,770.72	\$ 296.86	\$ -	\$ 628.62	\$ 925.48	\$ 69.36	\$ 22.20	\$ 833.92
Nguyen, Thanh V & Ha N	53-09-02-100-003.100-015	2309	1A	N	\$ 260,800	\$ 120,530	\$ 140,270	\$ 1.5790	\$ 2.3198	\$ 2,136.20	\$ 3,072.24	\$ 329.16	\$ -	\$ 606.88	\$ 936.04	\$ 69.36	\$ 22.20	\$ 844.48
Stinson, Jon P & Ashley S	53-09-02-100-003.101-015	2309	1A	N	\$ 307,900	\$ 140,015	\$ 167,885	\$ 1.5790	\$ 2.3198	\$ 2,556.76	\$ 3,629.55	\$ 388.88	\$ -	\$ 683.91	\$ 1,072.79	\$ 69.36	\$ 22.20	\$ 981.23
Sejmanovic, Enver & Gleda	53-09-02-100-003.102-015	2309	1A	N	\$ 295,200	\$ 132,570	\$ 162,630	\$ 1.5790	\$ 2.3198	\$ 2,476.74	\$ 3,481.65	\$ 373.04	\$ -	\$ 631.87	\$ 1,004.91	\$ 69.36	\$ 22.20	\$ 913.35
Fulk, William D & Sarah L Revocable Living Trust	53-09-02-100-003.103-015	2309	1A	N	\$ 329,400	\$ 144,540	\$ 184,860	\$ 1.5790	\$ 2.3198	\$ 2,815.28	\$ 3,888.66	\$ 416.64	\$ -	\$ 656.74	\$ 1,073.38	\$ 69.36	\$ 22.20	\$ 981.82
Romoser, Amy	53-09-02-100-003.104-015	2309	1A	N	\$ 380,300	\$ 158,250	\$ 222,050	\$ 1.5790	\$ 2.3198	\$ 3,391.36	\$ 4,702.32	\$ 503.82	\$ -	\$ 807.14	\$ 1,310.96	\$ 69.36	\$ 22.20	\$ 1,219.40
Amerigas, Propane L P	53-09-12-100-014.000-015		1A	N	\$ 150,100	\$ -	\$ 150,100	\$ 1.5790	\$ 2.3198	\$ 2,370.08	\$ 3,899.85	\$ 417.84	\$ -	\$ 1,111.93	\$ 1,529.77	\$ 69.36	\$ 22.20	\$ 1,438.21
Jackson, Ross A & Arlena F	53-09-01-209-030.000-015		1A	N	\$ 162,800	\$ 86,230	\$ 76,570	\$ 1.5790	\$ 2.3198	\$ 1,166.12	\$ 1,905.94	\$ 204.20	\$ -	\$ 535.62	\$ 739.82	\$ 69.36	\$ 14.76	\$ 655.70
Public Investment Corporation	53-09-12-200-019.000-015		1A	N	\$ 28,000	\$ -	\$ 28,000	\$ 1.5790	\$ 2.3198	\$ 442.12	\$ 727.49	\$ 77.94	\$ -	\$ 207.42	\$ 285.37	\$ -	\$ -	\$ 285.37
Board Of Commissioners Monroe County, The	53-09-12-200-020.000-015		1A	N	\$ -	\$ -	\$ -	\$ 1.5790	\$ 2.3198	\$ -	\$ -	\$ -	\$ -	\$ -	\$ -	\$ -	\$ -	\$ -
Newforth, Craig & Marcia	53-09-12-200-015.000-015		1A	N	\$ 102,900	\$ -	\$ 102,900	\$ 1.5790	\$ 2.3198	\$ 1,624.80	\$ 2,459.75	\$ 263.54	\$ -	\$ 571.40	\$ 834.95	\$ 69.36	\$ 22.20	\$ 743.39
McGee, Louis M Jr Revocable Trust	53-09-01-209-076.000-015		1A	N	\$ 210,900	\$ 106,065	\$ 104,835	\$ 1.5790	\$ 2.3198	\$ 1,596.56	\$ 2,475.15	\$ 265.19	\$ -	\$ 613.40	\$ 878.59	\$ 69.36	\$ 14.76	\$ 794.47
Crow, Marie Yvonne	53-09-12-201-025.000-015		1A	N	\$ 145,500	\$ 83,175	\$ 62,325	\$ 1.5790	\$ 2.3198	\$ 949.16	\$ 1,561.80	\$ 167.34	\$ -	\$ 445.30	\$ 612.64	\$ 69.36	\$ 14.76	\$ 528.52
Lopez, Linda	53-09-01-211-019.000-015		1A	N	\$ 119,500	\$ 74,075	\$ 45,425	\$ 1.5790	\$ 2.3198	\$ 691.80	\$ 1,138.31	\$ 121.96	\$ -	\$ 324.55	\$ 446.51	\$ 69.36	\$ 14.76	\$ 362.39
Public Investment Corporation	53-09-12-200-027.000-015		1A	N	\$ 27,500	\$ -	\$ 27,500	\$ 1.5790	\$ 2.3198	\$ 434.22	\$ 714.50	\$ 76.55	\$ -	\$ 203.72	\$ 280.28	\$ -	\$ -	\$ 280.28
Thompson, David A	53-09-12-200-026.000-015	2138	1A	N	\$ 63,200	\$ -	\$ 63,200	\$ 1.5790	\$ 2.3198	\$ 997.92	\$ 1,490.35	\$ 159.68	\$ -	\$ 332.75	\$ 492.43	\$ 69.36	\$ 37.08	\$ 385.99
Cullison, Jacqueline L	53-09-01-202-011.000-015		1A	N	\$ 115,300	\$ 72,605	\$ 42,695	\$ 1.5790	\$ 2.3198	\$ 650.20	\$ 1,069.88	\$ 114.62	\$ -	\$ 305.06	\$ 419.68	\$ 69.36	\$ 14.76	\$ 335.56
Ridge, Scott D & Loretta S	53-09-02-101-013.000-015		1A	N	\$ 198,400	\$ 101,690	\$ 96,710	\$ 1.5790	\$ 2.3198	\$ 1,472.82	\$ 2,326.38	\$ 249.25	\$ -	\$ 604.31	\$ 853.56	\$ 69.36	\$ 22.20	\$ 762.00
Walker, Joyce Ann	53-09-01-211-006.000-015		1A	N	\$ 180,900	\$ 60,925	\$ 119,975	\$ 1.5790	\$ 2.3198	\$ 1,877.84	\$ 2,863.59	\$ 306.81	\$ -	\$ 678.93	\$ 985.75	\$ -	\$ -	\$ 985.75
McGarvey, Michelle	53-09-02-200-004.000-015		1A	N	\$ 176,600	\$ 103,540	\$ 73,060	\$ 1.5790	\$ 2.3198	\$ 1,112.64	\$ 1,830.80	\$ 196.15	\$ -	\$ 522.01	\$ 718.16	\$ 69.36	\$ 22.20	\$ 626.60
Cassani, Reinaldo & Tabitha Truax	53-09-01-300-018.000-015		1A	N	\$ 112,000	\$ 71,450	\$ 40,550	\$ 1.5790	\$ 2.3198	\$ 617.54	\$ 1,016.14	\$ 108.87	\$ -	\$ 289.73	\$ 398.60	\$ 69.36	\$ 14.76	\$ 314.48
Commons, @ Curry Homeowners	53-09-01-304-020.000-015		1A	N	\$ -	\$ -	\$ -	\$ 1.5790	\$ 2.3198	\$ -	\$ -	\$ -	\$ -	\$ -	\$ -	\$ -	\$ -	\$ -
King, David F & Turpin, Kathy Jo	53-09-02-100-024.000-015		1A	N	\$ 131,300	\$ 73,560	\$ 57,740	\$ 1.5790	\$ 2.3198	\$ 881.96	\$ 1,451.25	\$ 155.49	\$ -	\$ 413.79	\$ 569.29	\$ 69.36	\$ 22.20	\$ 477.73
Gray, David M. & Virginia L.	53-09-01-302-018.000-015		1A	N	\$ 94,600	\$ 65,360	\$ 29,240	\$ 1.5790	\$ 2.3198	\$ 445.30	\$ 732.72	\$ 78.51	\$ -	\$ 208.91	\$ 287.42	\$ 69.36	\$ 14.76	\$ 203.30
Miller, Richard A & Sandra J	53-09-01-211-016.000-015		1A	N	\$ 168,700	\$ 88,295	\$ 80,405	\$ 1.5790	\$ 2.3198	\$ 1,224.52	\$ 1,976.17	\$ 211.74	\$ -	\$ 539.91	\$ 751.65	\$ 69.36	\$ 14.76	\$ 667.53
Vanarsdale, Bryan C & Allison	53-09-01-211-042.000-015	1792	1A	N	\$ 140,000	\$ 81,250	\$ 58,750	\$ 1.5790	\$ 2.3198	\$ 894.72	\$ 1,472.22	\$ 157.74	\$ -	\$ 419.76	\$ 577.50	\$ 69.36	\$ 14.76	\$ 493.38
Robinson, Patricia Sue	53-09-01-209-025.000-015		1A	N	\$ 139,800	\$ 81,180	\$ 58,620	\$ 1.5790	\$ 2.3198	\$ 892.74	\$ 1,468.95	\$ 157.38	\$ -	\$ 418.83	\$ 576.21	\$ 69.36	\$ 14.76	\$ 492.09
Smith, Robert B	53-09-11-100-001.000-015		1A	N	\$ 74,800	\$ -	\$ 74,800	\$ 1.5790	\$ 2.3198	\$ 1,181.08	\$ 1,756.20	\$ 188.16	\$ -	\$ 386.95	\$ 575.12	\$ 69.36	\$ 14.76	\$ 491.00
Hieftje, Jacob S	53-09-01-211-022.000-015		1A	N	\$ 159,800	\$ 88,180	\$ 71,620	\$ 1.5790	\$ 2.3198	\$ 1,090.72	\$ 1,794.72	\$ 192.28	\$ -	\$ 511.71	\$ 704.00	\$ 69.36	\$ 14.76	\$ 619.88
Grossnickle, Pamela Lynn	53-09-01-209-005.000-015		1A	N	\$ 139,300	\$ 81,005	\$ 58,295	\$ 1.5790	\$ 2.3198	\$ 887.80	\$ 1,460.80	\$ 156.51	\$ -	\$ 416.50	\$ 573.00	\$ 69.36	\$ 14.76	\$ 488.88
McConnell, Joyce A	53-09-01-202-006.000-015		1A	N	\$ 154,100	\$ 100,185	\$ 53,915	\$ 1.5790	\$ 2.3198	\$ 382.32	\$ 389.97	\$ -	\$ -	\$ 7.65	\$ 7.65	\$ 69.36	\$ 14.76	\$ (76.47)
Halliday, Anthony R	53-09-12-201-029.000-015		1A	N	\$ 132,700	\$ 130,135	\$ 2,565	\$ 1.5790	\$ 2.3198	\$ 39.06	\$ 64.28	\$ 6.89	\$ -	\$ 18.33	\$ 25.22	\$ 69.36	\$ 22.20	\$ (66.34)
City Of Bloomington	53-04-36-202-003.000-011		1A	N	\$ -	\$ -	\$ -	\$ 1.7781	\$ 2.4986	\$ -	\$ -	\$ -	\$ -	\$ -	\$ -	\$ -	\$ -	\$ -
Floyd, Steve L & Janet L	53-04-36-303-082.000-011		1A	N	\$ 119,100	\$ -	\$ 119,100	\$ 1.7781	\$ 2.4986	\$ 2,117.72	\$ 2,667.84	\$ 285.84	\$ -	\$ 264.28	\$ 550.12	\$ 69.36	\$ 22.20	\$ 458.56
Oshkosh LLC	53-04-36-203-001.000-011		1A	N	\$ 11,500	\$ -	\$ 11,500	\$ 1.7781	\$ 2.4986	\$ 204.48	\$ 321.82	\$ 34.48	\$ -	\$ 82.86	\$ 117.34	\$ -	\$ -	\$ 117.34
Oshkosh LLC	53-04-36-204-002.000-011		1A	N	\$ 64,000	\$ -	\$ 64,000	\$ 1.7781	\$ 2.4986	\$ 1,137.98	\$ 1,791.02	\$ 191.90	\$ -	\$ 461.15	\$ 653.04	\$ -	\$ -	\$ 653.04
Mackinac LLC	53-04-36-204-001.000-011		1A	N	\$ 3,285,700	\$ -	\$ 3,285,700	\$ 1.7781	\$ 2.4986	\$ 58,423.04	\$ 91,949.31	\$ 9,851.71	\$ -	\$ 23,674.56	\$ 33,526.27	\$ -	\$ -	\$ 33,526.27
Dillman, Mary Lynn	53-04-36-303-067.000-011		1A	N	\$ 126,100	\$ 76,385	\$ 49,715	\$ 1.7781	\$ 2.4986	\$ 850.56	\$ 1,338.65	\$ 143.43	\$ -	\$ 344.66	\$ 488.09	\$ 69.36	\$ 22.20	\$ 396.53
Moore, Ryan David	53-04-36-301-017.000-011		1A	N	\$ 151,200	\$ 99,170	\$ 52,030	\$ 1.7781	\$ 2.4986	\$ 890.16	\$ 907.96	\$ -	\$ -	\$ 17.80	\$ 17.80	\$ 69.36	\$ 22.20	\$ (73.76)
Garden Hill Mobile Home Park LLC	53-04-36-100-039.000-011		1A	N	\$ 2,240,600	\$ -	\$ 2,240,600	\$ 1.7781	\$ 2.4986	\$ 39,840.12	\$ 50,189.44	\$ 5,377.44	\$ -	\$ 4,971.88	\$ 10,349.32	\$ 69.36	\$ 478.32	\$ 9,801.64
Board Of Commissioners Of	53-04-36-100-010.000-011		1A	N	\$ -	\$ -	\$ -	\$ 1.7781	\$ 2.4986	\$ -	\$ -	\$ -	\$ -	\$ -	\$ -	\$ -	\$ -	\$ -
Allgood, Thomas J Jr	53-04-36-302-001.000-011		1A	N	\$ 107,200	\$ 66,770	\$ 40,430	\$ 1.7781	\$ 2.4986	\$ 691.70	\$ 1,088.64	\$ 116.65	\$ -	\$ 280.29	\$ 396.94	\$ 69.36	\$ 22.20	\$ 305.38
Losee, Daryl D & Sherri G	53-04-36-303-033.000-011		1A	N	\$ 128,800	\$ 74,330	\$ 54,470	\$ 1.7781	\$ 2.4986	\$ 931.90	\$ 1,442.55	\$ 154.55	\$ -	\$ 356.10	\$ 510.65	\$ 69.36	\$ 22.20	\$ 419.09
Stoneridge Baptist Church Inc	53-04-36-400-023.000-011		1A	N	\$ 498,100	\$ 498,100	\$ -	\$ 1.7781	\$ 2.4986	\$ -	\$ -	\$ -	\$ -	\$ -	\$ -	\$ 69.36	\$ 37.08	\$ (106.44)
MacKay, Dr Allan A	53-04-36-400-012.000-011		1A	N	\$ 638,100	\$ -	\$ 638,100	\$ 1.7781	\$ 2.4986	\$ 11,346.06	\$ 17,857.03	\$ 1,913.25	\$ -	\$ 4,597.72	\$ 6,510.97	\$ -	\$ -	\$ 6,510.97

City of Bloomington

Area #1A: South-West Annexation Area - Tax Impacts Analysis

Note (1): This section shows the inc/(dec) in tax bills due to differences between township fire protection rates and the Monroe Fire Protection District fire rate

Owner Name	Parcel #	Waiver	Annexation Area	AG	2020 Pay 2021 Gross AV	2020 Pay 2021 Deductions /Exemptions	2020 Pay 2021 NAV	Pre-Annex 2020 Pay 2021 Prop Tax Rate	Post-Annex Prop Tax Rate	Pre-Annex Tax Bill	Post-Annex Tax Bill	Net Tax Bill Increase Due Solely to AV Growth (12% - Aggregate over 4 years)	Net Tax Bill Increase Due to Difference Between Fire Rates (1)	Net Tax Bill Increase Due to Annexation	Total Post-Annexation Net Tax Bill Increase	Benefit 1 Yearly Sewer Bill Savings (@ 4000 Gal/Month)	Benefit 2 Yearly Fire Protection (Water Surcharge) Savings	Post-Annex Tax Bill Inc/(Dec) Net of Benefits
Board Of Commissioners Monroe County, The	53-04-36-400-011.000-011		1A	N	\$ -	\$ -	\$ -	\$ 1.7781	\$ 2.4986	\$ -	\$ -	\$ -	\$ -	\$ -	\$ -	\$ -	\$ -	\$ -
Moore, David A; Bultman, Marilyn J; & Moore, Eric J; W/L/E Moore, Mary E	53-04-36-302-008.000-011		1A	N	\$ 86,700	\$ 73,595	\$ 13,105	\$ 1.7781	\$ 2.4986	\$ 118.52	\$ 120.89	\$ -	\$ -	\$ 2.37	\$ 2.37	\$ 69.36	\$ 22.20	\$ (89.19)
Massey, Christopher	53-04-36-303-047.000-011		1A	N	\$ 91,700	\$ -	\$ 91,700	\$ 1.7781	\$ 2.4986	\$ 1,630.52	\$ 2,054.08	\$ 220.08	\$ -	\$ 203.48	\$ 423.56	\$ -	\$ -	\$ 423.56
Monroe County Board of Commissioners	53-04-25-400-022.000-011	2293	1A	N	\$ -	\$ -	\$ -	\$ 1.7781	\$ 2.4986	\$ -	\$ -	\$ -	\$ -	\$ -	\$ -	\$ 69.36	\$ 74.16	\$ (143.52)
Acacia Investments LLC & Texin LLC	53-04-25-400-020.000-011		1A	N	\$ 183,300	\$ -	\$ 183,300	\$ 1.7781	\$ 2.4986	\$ 3,259.26	\$ 5,129.59	\$ 549.60	\$ -	\$ 1,320.73	\$ 1,870.33	\$ -	\$ -	\$ 1,870.33
Highland Village Church Of Christ, Trustees Of	53-04-36-300-001.001-011		1A	N	\$ 295,500	\$ 295,500	\$ -	\$ 1.7781	\$ 2.4986	\$ -	\$ -	\$ -	\$ -	\$ -	\$ -	\$ 69.36	\$ 22.20	\$ (91.56)
Board Of Commissioners Of	53-09-01-100-041.000-015		1A	N	\$ -	\$ -	\$ -	\$ 1.5790	\$ 2.3198	\$ -	\$ -	\$ -	\$ -	\$ -	\$ -	\$ -	\$ -	\$ -
Baxter Pharmaceutical Solutions LLC Atn Knudsen Tx Dept	53-09-01-100-040.000-015		1A	N	\$ 18,835,800	\$ -	\$ 18,835,800	\$ 1.5790	\$ 2.3198	\$ 297,417.28	\$ 489,385.18	\$ 52,434.13	\$ -	\$ 139,533.77	\$ 191,967.90	\$ -	\$ -	\$ 191,967.90
Brinegar, Maurice	53-09-01-209-046.000-015	1771	1A	N	\$ 137,000	\$ 94,200	\$ 42,800	\$ 1.5790	\$ 2.3198	\$ 446.40	\$ 455.33	\$ -	\$ -	\$ 8.93	\$ 8.93	\$ 69.36	\$ 14.76	\$ (75.19)
Small Town Properties LLC	53-09-01-213-036.000-015		1A	N	\$ 121,500	\$ -	\$ 121,500	\$ 1.5790	\$ 2.3198	\$ 1,918.48	\$ 2,852.65	\$ 305.64	\$ -	\$ 628.52	\$ 934.17	\$ 69.36	\$ 14.76	\$ 850.05
James, Nusawan	53-09-01-202-030.000-015		1A	N	\$ 144,100	\$ 3,000	\$ 141,100	\$ 1.5790	\$ 2.3198	\$ 2,227.96	\$ 3,368.82	\$ 360.95	\$ -	\$ 779.92	\$ 1,140.86	\$ 69.36	\$ 22.20	\$ 1,049.30
Myers, Dale	53-09-11-100-004.000-015		1A	N	\$ 95,100	\$ 29,600	\$ 65,500	\$ 1.5790	\$ 2.3198	\$ 1,028.42	\$ 1,692.21	\$ 181.31	\$ -	\$ 482.48	\$ 663.79	\$ -	\$ -	\$ 663.79
Monroe Co Community School Corp	53-09-11-103-011.000-015	1437	1A	N	\$ -	\$ -	\$ -	\$ 1.5790	\$ 2.3198	\$ -	\$ -	\$ -	\$ -	\$ -	\$ -	\$ 69.36	\$ 118.68	\$ (188.04)
Calhoun, Erin	53-09-11-102-026.000-015	2189	1A	N	\$ 213,700	\$ 107,045	\$ 106,655	\$ 1.5790	\$ 2.3198	\$ 1,624.28	\$ 2,508.48	\$ 268.77	\$ -	\$ 615.43	\$ 884.20	\$ 69.36	\$ 22.20	\$ 792.64
Mitchner, Jennifer J & Rick L	53-09-11-102-027.000-015	2064	1A	N	\$ 226,000	\$ 111,350	\$ 114,650	\$ 1.5790	\$ 2.3198	\$ 1,746.04	\$ 2,654.86	\$ 284.45	\$ -	\$ 624.37	\$ 908.82	\$ 69.36	\$ 22.20	\$ 817.26
Young, Michael J	53-09-11-102-015.000-015	1746	1A	N	\$ 208,900	\$ 102,050	\$ 106,850	\$ 1.5790	\$ 2.3198	\$ 1,627.76	\$ 2,467.26	\$ 264.35	\$ -	\$ 575.15	\$ 839.50	\$ 69.36	\$ 22.20	\$ 747.94
Piercy, Joseph F & Marcilla A	53-09-11-102-010.000-015	1743	1A	N	\$ 212,400	\$ 105,190	\$ 107,210	\$ 1.5790	\$ 2.3198	\$ 1,633.28	\$ 2,474.61	\$ 265.13	\$ -	\$ 576.20	\$ 841.33	\$ 69.36	\$ 22.20	\$ 749.77
Martin, Aleksandr B & Elizabeth A	53-09-11-102-017.000-015	1693	1A	N	\$ 204,800	\$ 103,755	\$ 101,045	\$ 1.5790	\$ 2.3198	\$ 1,538.84	\$ 2,397.13	\$ 256.83	\$ -	\$ 601.47	\$ 858.29	\$ -	\$ -	\$ 858.29
Keithly, Scott J	53-09-11-102-003.000-015	1745	1A	N	\$ 187,300	\$ 122,765	\$ 64,535	\$ 1.5790	\$ 2.3198	\$ 982.82	\$ 1,617.17	\$ 173.26	\$ -	\$ 461.09	\$ 634.35	\$ 69.36	\$ 22.20	\$ 542.79
Mitchell, Michael C & Gail A	53-09-11-102-016.000-015	1746	1A	N	\$ 192,200	\$ 99,345	\$ 92,855	\$ 1.5790	\$ 2.3198	\$ 1,414.12	\$ 2,247.20	\$ 240.78	\$ -	\$ 592.30	\$ 833.08	\$ 69.36	\$ 22.20	\$ 741.52
Knies, Lynette Rae	53-09-11-102-014.000-015	2110	1A	N	\$ 239,800	\$ 114,640	\$ 125,160	\$ 1.5790	\$ 2.3198	\$ 1,906.88	\$ 2,806.33	\$ 300.67	\$ -	\$ 598.78	\$ 899.45	\$ 69.36	\$ 22.20	\$ 807.89
DeFore, Nicholas J & TessaL	53-09-11-102-028.000-015	2022	1A	N	\$ 259,300	\$ 122,655	\$ 136,645	\$ 1.5790	\$ 2.3198	\$ 2,081.00	\$ 3,040.33	\$ 325.74	\$ -	\$ 633.59	\$ 959.33	\$ 69.36	\$ 22.20	\$ 867.77
Rodriguez, Sarah E	53-09-11-102-021.000-015	2189	1A	N	\$ 229,400	\$ 112,540	\$ 116,860	\$ 1.5790	\$ 2.3198	\$ 1,779.68	\$ 2,695.32	\$ 288.78	\$ -	\$ 626.86	\$ 915.64	\$ 69.36	\$ 22.20	\$ 824.08
Ballmer, Adam	53-09-11-102-013.000-015	2101	1A	N	\$ 198,900	\$ 101,865	\$ 97,035	\$ 1.5790	\$ 2.3198	\$ 1,477.76	\$ 2,332.33	\$ 249.89	\$ -	\$ 604.68	\$ 854.57	\$ 69.36	\$ 22.20	\$ 763.01
Roberts, Faron	53-09-11-102-011.000-015	1746	1A	N	\$ 208,000	\$ 105,050	\$ 102,950	\$ 1.5790	\$ 2.3198	\$ 1,567.84	\$ 2,440.64	\$ 261.50	\$ -	\$ 611.30	\$ 872.80	\$ -	\$ -	\$ 872.80
Anderson, Julie R	53-09-01-210-006.000-015		1A	N	\$ 150,000	\$ 84,750	\$ 65,250	\$ 1.5790	\$ 2.3198	\$ 993.72	\$ 1,635.10	\$ 175.19	\$ -	\$ 466.19	\$ 641.38	\$ 69.36	\$ 14.76	\$ 557.26
Gentry Services LLC	53-09-02-200-189.000-015		1A	N	\$ 79,900	\$ -	\$ 79,900	\$ 1.5790	\$ 2.3198	\$ 1,261.62	\$ 2,075.93	\$ 222.42	\$ -	\$ 591.89	\$ 814.31	\$ -	\$ -	\$ 814.31
M & M Wiley Property LLC (1/4%) & Hays, Donald L & J Margie Revocable Living Tru	53-09-02-300-081.000-015		1A	Y	\$ 11,400	\$ -	\$ 11,400	\$ 1.5790	\$ 2.3198	\$ 180.00	\$ 180.00	\$ 87.66	\$ -	\$ -	\$ 87.66	\$ -	\$ -	\$ 87.66
Smithville Telephone Co Inc	53-09-02-300-002.000-015		1A	N	\$ 4,000	\$ -	\$ 4,000	\$ 1.5790	\$ 2.3198	\$ 63.16	\$ 103.93	\$ 11.13	\$ -	\$ 29.63	\$ 40.77	\$ -	\$ -	\$ 40.77
Monroe County Humane Association Inc	53-09-02-300-090.000-015	2502	1A	N	\$ 25,900	\$ -	\$ 25,900	\$ 1.5790	\$ 2.3198	\$ 408.96	\$ 672.92	\$ 72.10	\$ -	\$ 191.87	\$ 263.96	\$ -	\$ -	\$ 263.96
Wong, Timothy	53-01-63-041-101.000-015	2331	1A	N	\$ 167,100	\$ 90,735	\$ 76,365	\$ 1.5790	\$ 2.3198	\$ 1,162.98	\$ 1,913.63	\$ 205.04	\$ -	\$ 545.62	\$ 750.65	\$ -	\$ -	\$ 750.65
Robbins, Logan A	53-01-63-041-102.000-015	2331	1A	N	\$ 164,500	\$ 89,825	\$ 74,675	\$ 1.5790	\$ 2.3198	\$ 1,137.24	\$ 1,871.28	\$ 200.49	\$ -	\$ 533.55	\$ 734.04	\$ 69.36	\$ 22.20	\$ 642.48
Smith, Lawrence R & Jacomina H	53-01-63-041-103.000-015	2331	1A	N	\$ 156,100	\$ 86,885	\$ 69,215	\$ 1.5790	\$ 2.3198	\$ 644.54	\$ 1,734.46	\$ 185.84	\$ -	\$ 904.08	\$ 1,089.92	\$ 69.36	\$ 22.20	\$ 998.36
Apple, Karen S	53-01-63-041-104.000-015	2331	1A	N	\$ 164,100	\$ 89,685	\$ 74,415	\$ 1.5790	\$ 2.3198	\$ 1,133.28	\$ 1,864.76	\$ 199.80	\$ -	\$ 531.68	\$ 731.48	\$ 69.36	\$ 22.20	\$ 639.92
Rigsby, Janice N	53-01-63-041-105.000-015	2331	1A	N	\$ 155,300	\$ 100,605	\$ 54,695	\$ 1.5790	\$ 2.3198	\$ 675.16	\$ 688.66	\$ -	\$ -	\$ 13.50	\$ 13.50	\$ 69.36	\$ 22.20	\$ (78.06)
Day, Mary Jo	53-01-63-041-106.000-015	2331	1A	N	\$ 162,600	\$ 103,160	\$ 59,440	\$ 1.5790	\$ 2.3198	\$ 499.34	\$ 509.33	\$ -	\$ -	\$ 9.99	\$ 9.99	\$ 69.36	\$ 22.20	\$ (81.57)
Sears, Brenda Joan	53-01-63-041-107.000-015	2331	1A	N	\$ 156,100	\$ 83,885	\$ 72,215	\$ 1.5790	\$ 2.3198	\$ 1,099.78	\$ 1,809.64	\$ 193.89	\$ -	\$ 515.97	\$ 709.86	\$ 69.36	\$ 22.20	\$ 618.30
Matlock, Brenda & Ricky	53-01-63-041-108.000-015	2331	1A	N	\$ 164,100	\$ 86,685	\$ 77,415	\$ 1.5790	\$ 2.3198	\$ 1,178.96	\$ 1,921.42	\$ 205.87	\$ -	\$ 536.59	\$ 742.46	\$ 69.36	\$ 22.20	\$ 650.90
Bruce, Delmar K & Linda M	53-01-63-041-109.000-015	2331	1A	N	\$ 157,900	\$ 87,515	\$ 70,385	\$ 1.5790	\$ 2.3198	\$ 1,071.92	\$ 1,763.77	\$ 188.97	\$ -	\$ 502.88	\$ 691.85	\$ 69.36	\$ 22.20	\$ 600.29
Daniel, Nancy L	53-01-63-041-110.000-015	2331	1A	N	\$ 164,500	\$ 89,825	\$ 74,675	\$ 1.5790	\$ 2.3198	\$ 1,137.24	\$ 1,871.28	\$ 200.49	\$ -	\$ 533.55	\$ 734.04	\$ 69.36	\$ 22.20	\$ 642.48
Sparks, Chad R	53-01-63-041-111.000-015	2331	1A	N	\$ 163,500	\$ 89,475	\$ 74,025	\$ 1.5790	\$ 2.3198	\$ 1,127.34	\$ 1,854.99	\$ 198.75	\$ -	\$ 528.90	\$ 727.65	\$ 69.36	\$ 22.20	\$ 636.09
Boyer, Robert L & Patricia M	53-01-63-041-112.000-015	2331	1A	N	\$ 169,900	\$ 88,715	\$ 81,185	\$ 1.5790	\$ 2.3198	\$ 1,236.40	\$ 1,990.44	\$ 213.26	\$ -	\$ 540.78	\$ 754.04	\$ 69.36	\$ 22.20	\$ 662.48
Lenn, Terry Rance & Vicki Beal	53-01-63-041-113.000-015	2331	1A	N	\$ 167,900	\$ 91,015	\$ 76,885	\$ 1.5790	\$ 2.3198	\$ 1,170.90	\$ 1,926.66	\$ 206.42	\$ -	\$ 549.34	\$ 755.76	\$ 69.36	\$ 22.20	\$ 664.20
Turpen, Joyce; Johnson, Jeffrey	53-01-63-041-114.000-015	2331	1A	N	\$ 163,400	\$ 86,440	\$ 76,960	\$ 1.5790	\$ 2.3198	\$ 1,172.04	\$ 1,913.08	\$ 204.97	\$ -	\$ 536.07	\$ 741.04	\$ 69.36	\$ 22.20	\$ 649.48
Means, Jane E	53-01-63-041-115.000-015	2331	1A	N	\$ 171,100	\$ 92,135	\$ 78,965	\$ 1.5790	\$ 2.3198	\$ 1,202.58	\$ 1,978.79	\$ 212.02	\$ -	\$ 564.19	\$ 776.21	\$ 69.36	\$ 22.20	\$ 684.65
Hay, Roberta	53-01-63-041-116.000-015	2331	1A	N	\$ 172,500	\$ 103,625	\$ 68,875	\$ 1.5790	\$ 2.3198	\$ 1,048.92	\$ 1,069.90	\$ -	\$ -	\$ 20.98	\$ 20.98	\$ 69.36	\$ 22.20	\$ (70.58)

City of Bloomington

Area #1A: South-West Annexation Area - Tax Impacts Analysis



Note (1): This section shows the inc/(dec) in tax bills due to differences between township fire protection rates and the Monroe Fire Protection District fire rate

Owner Name	Parcel #	Waiver	Annexation Area	AG	2020 Pay 2021 Gross AV	2020 Pay 2021 Deductions /Exemptions	2020 Pay 2021 NAV	Pre-Annex 2020 Pay 2021 Prop Tax Rate	Post-Annex Prop Tax Rate	Pre-Annex Tax Bill	Post-Annex Tax Bill	Net Tax Bill Increase Due Solely to AV Growth (12% - Aggregate over 4 years)	Net Tax Bill Increase Due to Difference Between Fire Rates (1)	Net Tax Bill Increase Due to Annexation	Total Post-Annexation Net Tax Bill Increase	Benefit 1 Yearly Sewer Bill Savings (@ 4000 Gal/Month)	Benefit 2 Yearly Fire Protection (Water Surcharge) Savings	Post-Annex Tax Bill Inc/(Dec) Net of Benefits
Grubb, Donald E & Waneta J Revocable Trust	53-01-63-041-117.000-015	2331	1A	N	\$ 173,100	\$ 92,835	\$ 80,265	\$ 1.5790	\$ 2.3198	\$ 1,222.36	\$ 2,011.36	\$ 215.51	\$ -	\$ 573.49	\$ 789.00	\$ 69.36	\$ 22.20	\$ 697.44
WD Real Estate LLC	53-01-63-041-118.000-015	2331	1A	N	\$ 183,700	\$ 96,545	\$ 87,155	\$ 1.5790	\$ 2.3198	\$ 1,327.32	\$ 2,151.45	\$ 230.52	\$ -	\$ 593.61	\$ 824.13	\$ 69.36	\$ 22.20	\$ 732.57
Ray, Michael L Sr	53-01-63-041-119.000-015	2331	1A	N	\$ 172,200	\$ 92,520	\$ 79,680	\$ 1.5790	\$ 2.3198	\$ 1,213.48	\$ 1,996.71	\$ 213.94	\$ -	\$ 569.29	\$ 783.23	\$ 69.36	\$ 22.20	\$ 691.67
Chitty, Breena J	53-01-63-041-120.000-015	2331	1A	N	\$ 176,400	\$ 93,990	\$ 82,410	\$ 1.5790	\$ 2.3198	\$ 1,255.04	\$ 2,064.56	\$ 221.20	\$ -	\$ 588.32	\$ 809.52	\$ 69.36	\$ 22.20	\$ 717.96
Cunningham, Pamela	53-01-63-041-121.000-015	2331	1A	N	\$ 172,700	\$ 92,695	\$ 80,005	\$ 1.5790	\$ 2.3198	\$ 1,218.42	\$ 2,004.86	\$ 214.81	\$ -	\$ 571.62	\$ 786.44	\$ 69.36	\$ 22.20	\$ 694.88
Singh, Manojkumar; Thakur, Snehal	53-01-63-041-122.000-015	2331	1A	N	\$ 171,500	\$ 92,275	\$ 79,225	\$ 1.5790	\$ 2.3198	\$ 1,206.54	\$ 1,985.31	\$ 212.71	\$ -	\$ 566.05	\$ 778.77	\$ 69.36	\$ 22.20	\$ 687.21
Workman, Gerald L Jr & Tammy E	53-01-63-041-123.000-015	2331	1A	N	\$ 171,100	\$ 92,135	\$ 78,965	\$ 1.5790	\$ 2.3198	\$ 1,202.58	\$ 1,978.79	\$ 212.02	\$ -	\$ 564.19	\$ 776.21	\$ 69.36	\$ 22.20	\$ 684.65
Hauss, Sharon A	53-01-63-041-124.000-015	2331	1A	N	\$ 176,800	\$ 105,130	\$ 116,760	\$ 1.5790	\$ 2.3198	\$ 1,091.48	\$ 1,113.31	\$ -	\$ -	\$ 21.83	\$ 21.83	\$ 69.36	\$ 22.20	\$ (69.73)
Wiley, Billy Joe Marvin & Meredith Louise	53-09-02-300-023.000-015		1A	N	\$ 175,400	\$ 132,320	\$ 43,080	\$ 1.5790	\$ 2.3198	\$ -	\$ 1,079.54	\$ 115.67	\$ -	\$ 963.87	\$ 1,079.54	\$ 69.36	\$ 14.76	\$ 995.42
Gentry Services LLC	53-09-02-200-106.000-015		1A	N	\$ 7,400	\$ -	\$ 7,400	\$ 1.5790	\$ 2.3198	\$ 116.84	\$ 192.26	\$ 20.60	\$ -	\$ 54.82	\$ 75.42	\$ -	\$ -	\$ 75.42
Martin, Steven A Rev Living Trust	53-09-02-200-150.000-015		1A	N	\$ 253,300	\$ -	\$ 253,300	\$ 1.5790	\$ 2.3198	\$ 3,999.60	\$ 5,949.37	\$ 637.43	\$ -	\$ 1,312.34	\$ 1,949.77	\$ 69.36	\$ 22.20	\$ 1,858.21
Myers, Charles H II	53-09-02-200-087.000-015		1A	N	\$ 202,700	\$ 102,740	\$ 99,960	\$ 1.5790	\$ 2.3198	\$ 1,522.32	\$ 2,363.49	\$ 253.23	\$ -	\$ 587.94	\$ 841.17	\$ 69.36	\$ 22.20	\$ 749.61
Robertson, Erika Marie	53-09-02-200-135.000-015		1A	N	\$ 178,200	\$ 94,375	\$ 83,825	\$ 1.5790	\$ 2.3198	\$ 1,276.60	\$ 2,078.41	\$ 222.69	\$ -	\$ 579.12	\$ 801.81	\$ 69.36	\$ 22.20	\$ 710.25
Robertson, Erika M	53-09-02-200-018.000-015		1A	Y	\$ 1,300	\$ -	\$ 1,300	\$ 1.5790	\$ 2.3198	\$ 20.53	\$ 20.53	\$ 13.25	\$ -	\$ -	\$ 13.25	\$ -	\$ -	\$ 13.25
Fieldstone Community Assoc Inc	53-09-02-200-128.000-015		1A	N	\$ 1,400	\$ -	\$ 1,400	\$ 1.5790	\$ 2.3198	\$ 22.11	\$ 32.87	\$ 3.52	\$ -	\$ 7.24	\$ 10.76	\$ -	\$ -	\$ 10.76
Moore, Jeffrey A & Laura S	53-09-02-201-017.000-015	1749	1A	N	\$ 247,300	\$ 118,805	\$ 128,495	\$ 1.5790	\$ 2.3198	\$ 1,956.88	\$ 2,908.34	\$ 311.60	\$ -	\$ 639.86	\$ 951.46	\$ 69.36	\$ 22.20	\$ 859.90
Berin, Michael P & Maria M	53-09-02-201-014.000-015	1748	1A	N	\$ 167,500	\$ 90,875	\$ 76,625	\$ 1.5790	\$ 2.3198	\$ 1,166.94	\$ 1,920.14	\$ 205.73	\$ -	\$ 547.47	\$ 753.20	\$ 69.36	\$ 22.20	\$ 661.64
Moghe, Nilesh	53-01-63-041-141.000-015	2331	1A	N	\$ 177,800	\$ 94,480	\$ 83,320	\$ 1.5790	\$ 2.3198	\$ 1,268.90	\$ 2,081.22	\$ 222.98	\$ -	\$ 589.34	\$ 812.32	\$ -	\$ -	\$ 812.32
Clendening, Barbara & Kenneth D & Clendening, Jeffrey D	53-01-63-041-142.000-015	2331	1A	N	\$ 177,800	\$ 106,960	\$ 70,840	\$ 1.5790	\$ 2.3198	\$ 1,078.84	\$ 1,775.19	\$ 190.20	\$ -	\$ 506.14	\$ 696.35	\$ -	\$ -	\$ 696.35
Daniels, Michael J	53-01-63-041-143.000-015	2331	1A	N	\$ 182,500	\$ 135,085	\$ 47,415	\$ 1.5790	\$ 2.3198	\$ 722.08	\$ 1,188.17	\$ 127.31	\$ -	\$ 338.78	\$ 466.09	\$ -	\$ -	\$ 466.09
Ramineni, Sandeep K	53-01-63-041-144.000-015	2331	1A	N	\$ 184,200	\$ 96,720	\$ 87,480	\$ 1.5790	\$ 2.3198	\$ 1,332.26	\$ 2,157.40	\$ 231.16	\$ -	\$ 593.98	\$ 825.14	\$ -	\$ -	\$ 825.14
Dunbar, Carol A	53-01-63-041-145.000-015	2331	1A	N	\$ 179,700	\$ 92,145	\$ 87,555	\$ 1.5790	\$ 2.3198	\$ 1,333.40	\$ 2,107.08	\$ 225.77	\$ -	\$ 547.92	\$ 773.68	\$ -	\$ -	\$ 773.68
Moore, Chad A	53-01-63-041-146.000-015	2331	1A	N	\$ 179,700	\$ 95,145	\$ 84,555	\$ 1.5790	\$ 2.3198	\$ 1,287.72	\$ 2,103.85	\$ 225.42	\$ -	\$ 590.71	\$ 816.13	\$ -	\$ -	\$ 816.13
Cutliff, Randal L & Vicki M	53-01-63-041-149.000-015	2331	1A	N	\$ 170,500	\$ 91,925	\$ 78,575	\$ 1.5790	\$ 2.3198	\$ 1,196.64	\$ 1,969.01	\$ 210.97	\$ -	\$ 561.40	\$ 772.37	\$ -	\$ -	\$ 772.37
Raybould, Jeffrey A & Brooke E	53-09-02-201-016.000-015		1A	N	\$ 167,000	\$ 90,595	\$ 76,405	\$ 1.5790	\$ 2.3198	\$ 1,163.60	\$ 1,914.65	\$ 205.15	\$ -	\$ 545.90	\$ 751.05	\$ 69.36	\$ 22.20	\$ 659.49
Hallard, Jennifer C	53-09-02-201-007.000-015		1A	N	\$ 180,100	\$ 95,285	\$ 84,815	\$ 1.5790	\$ 2.3198	\$ 1,291.68	\$ 2,108.60	\$ 225.93	\$ -	\$ 591.00	\$ 816.92	\$ 69.36	\$ 22.20	\$ 725.36
Werczynski, Mark A & Lavellette A Trust	53-09-02-201-011.000-015		1A	N	\$ 152,500	\$ 85,240	\$ 67,260	\$ 1.5790	\$ 2.3198	\$ 1,024.32	\$ 1,685.47	\$ 180.58	\$ -	\$ 480.57	\$ 661.15	\$ 69.36	\$ 22.20	\$ 569.59
Tegeler, Robert M	53-09-02-201-013.000-015		1A	N	\$ 154,700	\$ 86,395	\$ 68,305	\$ 1.5790	\$ 2.3198	\$ 1,040.24	\$ 1,711.67	\$ 183.40	\$ -	\$ 488.02	\$ 671.43	\$ 69.36	\$ 22.20	\$ 579.87
Srygley, Jeremiah	53-09-02-201-008.000-015	2410	1A	N	\$ 173,700	\$ 93,045	\$ 80,655	\$ 1.5790	\$ 2.3198	\$ 1,228.32	\$ 2,021.14	\$ 216.56	\$ -	\$ 576.26	\$ 792.82	\$ 69.36	\$ 22.20	\$ 701.26
Pani, Alejandrina	53-09-02-201-003.000-015	1772	1A	N	\$ 182,800	\$ 96,230	\$ 86,570	\$ 1.5790	\$ 2.3198	\$ 1,318.40	\$ 2,140.72	\$ 229.36	\$ -	\$ 592.97	\$ 822.32	\$ 69.36	\$ 22.20	\$ 730.76
Sciscoe, Cheryl	53-09-02-200-033.000-015		1A	N	\$ 168,900	\$ 87,035	\$ 81,865	\$ 1.5790	\$ 2.3198	\$ 1,248.88	\$ 2,032.05	\$ 217.72	\$ -	\$ 565.45	\$ 783.17	\$ 69.36	\$ 22.20	\$ 691.61
Brock, Mary Anne	53-09-02-200-059.000-015	1510	1A	N	\$ 167,400	\$ 90,840	\$ 76,560	\$ 1.5790	\$ 2.3198	\$ 1,165.96	\$ 1,918.51	\$ 205.55	\$ -	\$ 547.00	\$ 752.55	\$ 69.36	\$ 22.20	\$ 660.99
Grote, Dale J & Diane	53-09-02-200-001.044-015	1509	1A	N	\$ 142,700	\$ 82,020	\$ 60,680	\$ 1.5790	\$ 2.3198	\$ 924.12	\$ 1,520.58	\$ 162.93	\$ -	\$ 433.53	\$ 596.46	\$ 69.36	\$ 22.20	\$ 504.90
Stroud, Charles Anthony & Michelle D	53-09-02-200-006.001-015		1A	N	\$ 153,200	\$ 85,870	\$ 67,330	\$ 1.5790	\$ 2.3198	\$ 1,025.40	\$ 1,687.24	\$ 180.78	\$ -	\$ 481.05	\$ 661.84	\$ 69.36	\$ 22.20	\$ 570.28
Van Doren, Richard & Susan E	53-09-02-200-045.000-015		1A	N	\$ 199,300	\$ -	\$ 199,300	\$ 1.5790	\$ 2.3198	\$ 3,146.96	\$ 4,679.28	\$ 501.35	\$ -	\$ 1,030.97	\$ 1,532.32	\$ 69.36	\$ 22.20	\$ 1,440.76
Teague, Derek	53-09-02-200-107.000-015	1510	1A	N	\$ 144,500	\$ 107,785	\$ 36,715	\$ 1.5790	\$ 2.3198	\$ 559.14	\$ 920.04	\$ 98.58	\$ -	\$ 262.32	\$ 360.90	\$ 69.36	\$ 22.20	\$ 269.34
Leach, Shirley A	53-09-02-200-013.000-015	1555	1A	N	\$ 163,400	\$ 100,440	\$ 62,960	\$ 1.5790	\$ 2.3198	\$ 413.72	\$ 421.99	\$ -	\$ -	\$ 8.27	\$ 8.27	\$ 69.36	\$ 22.20	\$ (83.29)
McKillen, James M; Monroe, Lara Olivia	53-09-02-200-132.000-015	1529	1A	N	\$ 141,100	\$ -	\$ 141,100	\$ 1.5790	\$ 2.3198	\$ 2,227.96	\$ 3,312.82	\$ 354.95	\$ -	\$ 729.92	\$ 1,084.86	\$ 69.36	\$ 22.20	\$ 993.30
Harvey, John J	53-09-02-200-002.050-015		1A	N	\$ 152,600	\$ 82,660	\$ 69,940	\$ 1.5790	\$ 2.3198	\$ 1,065.12	\$ 1,752.63	\$ 187.79	\$ -	\$ 499.72	\$ 687.51	\$ 69.36	\$ 22.20	\$ 595.95
Higdon, Donald W Jr & Cynthia K	53-09-02-200-146.000-015	1556	1A	N	\$ 191,800	\$ 99,380	\$ 92,420	\$ 1.5790	\$ 2.3198	\$ 1,407.48	\$ 2,247.83	\$ 240.83	\$ -	\$ 599.52	\$ 840.35	\$ 69.36	\$ 22.20	\$ 748.79
Ross, Patricia J (49% interest); Ross, Brian L (49% interest); Ross, Jared L (2% Martin, David A & Pyle, Lindsey C	53-01-63-041-169.000-015	2331	1A	N	\$ 172,400	\$ 89,590	\$ 82,810	\$ 1.5790	\$ 2.3198	\$ 1,261.14	\$ 2,020.19	\$ 216.45	\$ -	\$ 542.61	\$ 759.05	\$ 69.36	\$ 22.20	\$ 667.49
Otto, Tony S; Yoho, Keenan D; w/l/e Otto, Sharon A	53-01-63-041-170.000-015	2331	1A	N	\$ 180,400	\$ 95,390	\$ 85,010	\$ 1.5790	\$ 2.3198	\$ 1,294.64	\$ 2,112.16	\$ 226.30	\$ -	\$ 591.22	\$ 817.52	\$ 69.36	\$ 22.20	\$ 725.96
Cash, Sandra K	53-01-63-041-171.000-015	2331	1A	N	\$ 172,400	\$ 92,590	\$ 79,810	\$ 1.5790	\$ 2.3198	\$ 1,215.44	\$ 1,999.96	\$ 214.28	\$ -	\$ 570.24	\$ 784.52	\$ 69.36	\$ 22.20	\$ 692.96
Deboer, Geert & Gepke	53-01-63-041-172.000-015	2331	1A	N	\$ 180,400	\$ 95,390	\$ 85,010	\$ 1.5790	\$ 2.3198	\$ 1,294.64	\$ 2,112.16	\$ 226.30	\$ -	\$ 591.22	\$ 817.52	\$ 69.36	\$ 22.20	\$ 725.96
Adams, Alvin Sr & Eunice N	53-01-63-041-173.000-015	2331	1A	N	\$ 154,900	\$ 100,465	\$ 54,435	\$ 1.5790	\$ 2.3198	\$ 725.84	\$ 740.36	\$ -	\$ -	\$ 14.52	\$ 14.52	\$ 69.36	\$ 22.20	\$ (77.04)
	53-01-63-041-174.000-015	2331	1A	N	\$ 163,000	\$ -	\$ 163,000	\$ 1.5790	\$ 2.3198	\$ 2,573.76	\$ 3,827.01	\$ 410.04	\$ -	\$ 843.21	\$ 1,253.25	\$ 69.36	\$ 22.20	\$ 1,161.69

City of Bloomington

Area #1A: South-West Annexation Area - Tax Impacts Analysis

Note (1): This section shows the inc/(dec) in tax bills due to differences between township fire protection rates and the Monroe Fire Protection District fire rate

Owner Name	Parcel #	Waiver	Annexation Area	AG	2020 Pay 2021 Gross AV	2020 Pay 2021 Deductions /Exemptions	2020 Pay 2021 NAV	Pre-Annex 2020 Pay 2021 Prop Tax Rate	Post-Annex Prop Tax Rate	Pre-Annex Tax Bill	Post-Annex Tax Bill	Net Tax Bill Increase Due Solely to AV Growth (12% - Aggregate over 4 years)	Net Tax Bill Increase Due to Difference Between Fire Rates (1)	Net Tax Bill Increase Due to Annexation	Total Post-Annexation Net Tax Bill Increase	Benefit 1 Yearly Sewer Bill Savings (@ 4000 Gal/Month)	Benefit 2 Yearly Fire Protection (Water Surcharge) Savings	Post-Annex Tax Bill Inc/(Dec) Net of Benefits
Cruz, Carlos Antonio & Leticia Arizmendi Sanchez	53-01-63-041-175.000-015	2331	1A	N	\$ 156,600	\$ 87,060	\$ 69,540	\$ 1.5790	\$ 2.3198	\$ 1,059.04	\$ 1,742.61	\$ 186.71	\$ -	\$ 496.86	\$ 683.57	\$ 69.36	\$ 22.20	\$ 592.01
De Rivera Lajous, Luis Alberto Nino	53-09-01-209-065.000-015		1A	N	\$ 120,300	\$ -	\$ 120,300	\$ 1.5790	\$ 2.3198	\$ 1,899.54	\$ 2,824.47	\$ 302.62	\$ -	\$ 622.31	\$ 924.93	\$ 69.36	\$ 14.76	\$ 840.81
Himes, Michael Shane II & Kaitlin Michelle	53-09-01-209-063.000-015		1A	N	\$ 181,800	\$ 95,880	\$ 85,920	\$ 1.5790	\$ 2.3198	\$ 1,308.50	\$ 2,128.82	\$ 228.08	\$ -	\$ 592.24	\$ 820.32	\$ 69.36	\$ 14.76	\$ 736.20
Myers, Thomas E	53-09-02-300-001.000-015		1A	N	\$ 396,200	\$ 167,675	\$ 228,525	\$ 1.5790	\$ 2.3198	\$ 3,480.66	\$ 4,693.51	\$ 502.88	\$ -	\$ 709.97	\$ 1,212.85	\$ 69.36	\$ 14.76	\$ 1,128.73
Reid, Jacob A; Lacy, Josie K	53-09-02-200-086.000-015	1585	1A	N	\$ 259,700	\$ 122,970	\$ 136,730	\$ 1.5790	\$ 2.3198	\$ 2,082.30	\$ 3,050.52	\$ 326.85	\$ -	\$ 641.37	\$ 968.22	\$ 69.36	\$ 22.20	\$ 876.66
Kinder, Jennifer L	53-09-02-200-163.000-015	1559	1A	N	\$ 189,900	\$ 3,000	\$ 186,900	\$ 1.5790	\$ 2.3198	\$ 2,951.16	\$ 4,389.39	\$ 470.29	\$ -	\$ 967.94	\$ 1,438.23	\$ 69.36	\$ 22.20	\$ 1,346.67
Emmons, Saben L	53-09-02-200-160.000-015		1A	N	\$ 166,400	\$ 90,490	\$ 75,910	\$ 1.5790	\$ 2.3198	\$ 1,156.06	\$ 1,902.23	\$ 203.81	\$ -	\$ 542.37	\$ 746.17	\$ -	\$ -	\$ 746.17
Green, Jacob M & Christina R	53-09-02-200-159.000-015	1510	1A	N	\$ 183,000	\$ 96,125	\$ 86,875	\$ 1.5790	\$ 2.3198	\$ 1,323.04	\$ 2,137.70	\$ 229.04	\$ -	\$ 585.62	\$ 814.66	\$ 69.36	\$ 22.20	\$ 723.10
Fish, Jason A & Angie L	53-09-02-200-027.000-015		1A	N	\$ 204,200	\$ 103,545	\$ 100,655	\$ 1.5790	\$ 2.3198	\$ 1,532.90	\$ 2,390.01	\$ 256.08	\$ -	\$ 601.03	\$ 857.11	\$ -	\$ -	\$ 857.11
Davis, Amy L	53-09-02-100-003.105-015	2309	1A	N	\$ 282,000	\$ 130,950	\$ 151,050	\$ 1.5790	\$ 2.3198	\$ 2,300.38	\$ 3,321.32	\$ 355.86	\$ -	\$ 665.08	\$ 1,020.94	\$ 69.36	\$ 22.20	\$ 929.38
Helming, Dean	53-09-02-100-003.106-015	2309	1A	N	\$ 307,700	\$ 139,945	\$ 167,755	\$ 1.5790	\$ 2.3198	\$ 2,554.80	\$ 3,627.18	\$ 388.63	\$ -	\$ 683.75	\$ 1,072.38	\$ 69.36	\$ 22.20	\$ 980.82
Johnson, Timothy M & Sara D	53-09-02-100-003.107-015	2309	1A	N	\$ 312,400	\$ 141,590	\$ 170,810	\$ 1.5790	\$ 2.3198	\$ 2,601.32	\$ 3,683.10	\$ 394.61	\$ -	\$ 687.17	\$ 1,081.78	\$ 69.36	\$ 22.20	\$ 990.22
Dunn, Clifford R & Melissa R Johnson	53-09-02-100-003.108-015	2309	1A	N	\$ 357,400	\$ 157,340	\$ 200,060	\$ 1.5790	\$ 2.3198	\$ 3,046.76	\$ 4,218.65	\$ 452.00	\$ -	\$ 719.90	\$ 1,171.89	\$ 69.36	\$ 22.20	\$ 1,080.33
Cauffman, Kelly	53-09-02-400-003.109-015	2309	1A	N	\$ 304,500	\$ 135,825	\$ 168,675	\$ 1.5790	\$ 2.3198	\$ 2,568.80	\$ 3,592.33	\$ 384.89	\$ -	\$ 638.63	\$ 1,023.53	\$ -	\$ -	\$ 1,023.53
Mushir, Nadeem & Nadeem, Fatima	53-09-02-400-003.110-015	2309	1A	N	\$ 324,800	\$ 145,930	\$ 178,870	\$ 1.5790	\$ 2.3198	\$ 2,724.06	\$ 3,830.67	\$ 410.42	\$ -	\$ 696.19	\$ 1,106.61	\$ 69.36	\$ 22.20	\$ 1,015.05
Stogdill, James & Alexis	53-09-02-400-003.111-015	2309	1A	N	\$ 354,800	\$ 156,430	\$ 198,370	\$ 1.5790	\$ 2.3198	\$ 3,021.04	\$ 4,187.71	\$ 448.68	\$ -	\$ 717.99	\$ 1,166.67	\$ 69.36	\$ 22.20	\$ 1,075.11
Stegemoller, Kevin J & Kelly R	53-09-02-400-003.112-015	2309	1A	N	\$ 332,500	\$ 145,625	\$ 186,875	\$ 1.5790	\$ 2.3198	\$ 2,845.96	\$ 3,925.56	\$ 420.60	\$ -	\$ 659.00	\$ 1,079.60	\$ 69.36	\$ 22.20	\$ 988.04
Baker, Sharon L	53-09-02-400-003.113-015	2309	1A	N	\$ 259,900	\$ 123,215	\$ 136,685	\$ 1.5790	\$ 2.3198	\$ 2,081.62	\$ 3,058.30	\$ 327.67	\$ -	\$ 649.01	\$ 976.68	\$ 69.36	\$ 22.20	\$ 885.12
Freeman, Connor & Rubycz, Adriana	53-09-02-400-003.114-015	2309	1A	N	\$ 324,900	\$ 145,440	\$ 179,460	\$ 1.5790	\$ 2.3198	\$ 2,733.04	\$ 3,815.63	\$ 408.81	\$ -	\$ 673.78	\$ 1,082.59	\$ 69.36	\$ 22.20	\$ 991.03
Plunkett, Nicole A	53-09-02-400-003.115-015	2309	1A	N	\$ 333,200	\$ 148,870	\$ 184,330	\$ 1.5790	\$ 2.3198	\$ 2,807.20	\$ 3,930.66	\$ 421.15	\$ -	\$ 702.31	\$ 1,123.46	\$ 69.36	\$ 22.20	\$ 1,031.90
Meek, Brian K & Kammie K	53-09-02-400-003.116-015	2309	1A	N	\$ 443,100	\$ 176,450	\$ 266,650	\$ 1.5790	\$ 2.3198	\$ 4,076.64	\$ 5,601.77	\$ 600.19	\$ -	\$ 924.94	\$ 1,525.13	\$ 69.36	\$ 22.20	\$ 1,433.57
Brosher, James Thomas & Barbara Joy	53-09-02-400-003.117-015	2309	1A	N	\$ 293,300	\$ 134,905	\$ 158,395	\$ 1.5790	\$ 2.3198	\$ 2,412.24	\$ 3,455.79	\$ 370.26	\$ -	\$ 673.29	\$ 1,043.55	\$ 69.36	\$ 22.20	\$ 951.99
Deremiah, Ronald J & Kathy L	53-09-02-400-003.118-015	2309	1A	N	\$ 287,100	\$ 129,735	\$ 157,365	\$ 1.5790	\$ 2.3198	\$ 2,396.56	\$ 3,385.25	\$ 362.71	\$ -	\$ 625.98	\$ 988.69	\$ 69.36	\$ 22.20	\$ 897.13
Good, Logan & Hicks, Ann Theresa	53-09-02-400-003.119-015	2309	1A	N	\$ 211,900	\$ 106,415	\$ 105,485	\$ 1.5790	\$ 2.3198	\$ 1,606.46	\$ 2,487.05	\$ 266.47	\$ -	\$ 614.12	\$ 880.59	\$ 69.36	\$ 22.20	\$ 789.03
Thrasher, Talytha	53-09-02-400-003.120-015	2309	1A	N	\$ 263,800	\$ 124,580	\$ 139,220	\$ 1.5790	\$ 2.3198	\$ 2,120.22	\$ 3,104.71	\$ 332.64	\$ -	\$ 651.85	\$ 984.49	\$ 69.36	\$ 22.20	\$ 892.93
Culpepper, Colette	53-09-02-400-003.121-015	2309	1A	N	\$ 332,800	\$ 148,730	\$ 184,070	\$ 1.5790	\$ 2.3198	\$ 2,803.26	\$ 3,925.88	\$ 420.62	\$ -	\$ 702.00	\$ 1,122.62	\$ 69.36	\$ 22.20	\$ 1,031.06
Reader, Terry L Jr & Caroline Mulhall	53-09-02-400-003.122-015	2309	1A	N	\$ 327,800	\$ 146,980	\$ 180,820	\$ 1.5790	\$ 2.3198	\$ 2,753.76	\$ 3,866.38	\$ 414.25	\$ -	\$ 698.37	\$ 1,112.62	\$ -	\$ -	\$ 1,112.62
Walls, Jamie	53-09-02-400-003.123-015	2309	1A	N	\$ 268,000	\$ 126,050	\$ 141,950	\$ 1.5790	\$ 2.3198	\$ 2,161.80	\$ 3,154.70	\$ 338.00	\$ -	\$ 654.90	\$ 992.90	\$ 69.36	\$ 22.20	\$ 901.34
Akou, Heather M	53-09-02-400-003.124-015	2309	1A	N	\$ 304,800	\$ 138,930	\$ 165,870	\$ 1.5790	\$ 2.3198	\$ 2,526.08	\$ 3,592.65	\$ 384.92	\$ -	\$ 681.65	\$ 1,066.57	\$ 69.36	\$ 22.20	\$ 975.01
Simon, Nathan	53-09-01-202-006.000-015		1A	N	\$ 160,700	\$ -	\$ 160,700	\$ 1.5790	\$ 2.3198	\$ 2,537.44	\$ 3,807.55	\$ 407.95	\$ -	\$ 862.16	\$ 1,270.11	\$ 69.36	\$ 14.76	\$ 1,185.99
Small Town Properties LLC	53-09-01-202-003.000-015		1A	N	\$ 115,600	\$ -	\$ 115,600	\$ 1.5790	\$ 2.3198	\$ 1,825.32	\$ 2,714.12	\$ 290.80	\$ -	\$ 598.00	\$ 888.80	\$ 69.36	\$ 14.76	\$ 804.68
Sink, Mark Alan	53-09-01-202-001.000-015		1A	N	\$ 125,900	\$ 73,315	\$ 52,585	\$ 1.5790	\$ 2.3198	\$ 800.84	\$ 1,317.72	\$ 141.18	\$ -	\$ 375.70	\$ 516.88	\$ 69.36	\$ 22.20	\$ 425.32
Higham, Teresa A & Andrew M	53-09-01-209-064.000-015		1A	N	\$ 218,200	\$ 108,620	\$ 109,580	\$ 1.5790	\$ 2.3198	\$ 1,668.84	\$ 2,562.04	\$ 274.51	\$ -	\$ 618.69	\$ 893.20	\$ 69.36	\$ 14.76	\$ 809.08
Jacobs, Jo Anne	53-09-02-400-003.125-015	2309	1A	N	\$ 266,900	\$ 3,000	\$ 263,900	\$ 1.5790	\$ 2.3198	\$ 4,166.98	\$ 6,251.99	\$ 669.86	\$ -	\$ 1,415.16	\$ 2,085.01	\$ 69.36	\$ 22.20	\$ 1,993.45
Herr, Nathan	53-09-01-211-030.000-015		1A	N	\$ 133,300	\$ 78,905	\$ 54,395	\$ 1.5790	\$ 2.3198	\$ 828.40	\$ 1,363.08	\$ 146.04	\$ -	\$ 388.64	\$ 534.68	\$ 69.36	\$ 22.20	\$ 443.12
Inman, Dennis R & Irene E	53-09-01-302-015.000-015		1A	N	\$ 91,500	\$ -	\$ 91,500	\$ 1.5790	\$ 2.3198	\$ 1,444.78	\$ 2,148.29	\$ 230.17	\$ -	\$ 473.33	\$ 703.51	\$ 69.36	\$ 22.20	\$ 611.95
Stille, Diana E	53-09-02-100-001.000-015		1A	N	\$ 129,300	\$ 77,330	\$ 51,970	\$ 1.5790	\$ 2.3198	\$ 791.48	\$ 1,302.31	\$ 139.53	\$ -	\$ 371.30	\$ 510.83	\$ 69.36	\$ 22.20	\$ 419.27
LTB Holdings LLC	53-09-12-300-031.000-015		1A	N	\$ 189,500	\$ -	\$ 189,500	\$ 1.5790	\$ 2.3198	\$ 2,992.20	\$ 4,455.95	\$ 477.42	\$ -	\$ 986.32	\$ 1,463.75	\$ 69.36	\$ 37.08	\$ 1,357.31
Baker, Eugene	53-09-01-213-013.000-015		1A	N	\$ 130,600	\$ 3,000	\$ 127,600	\$ 1.5790	\$ 2.3198	\$ 2,014.80	\$ 3,018.26	\$ 323.39	\$ -	\$ 680.08	\$ 1,003.46	\$ 69.36	\$ 14.76	\$ 919.34
Blake, Tadd A & Lanelle Joyce	53-09-01-212-026.000-015		1A	N	\$ 164,000	\$ 89,335	\$ 74,665	\$ 1.5790	\$ 2.3198	\$ 499.16	\$ 1,871.03	\$ 200.47	\$ -	\$ 1,171.40	\$ 1,371.87	\$ 69.36	\$ 22.20	\$ 1,280.31
Martin, Joyce M	53-09-01-209-013.000-015		1A	N	\$ 136,500	\$ 77,025	\$ 59,475	\$ 1.5790	\$ 2.3198	\$ 905.76	\$ 1,490.38	\$ 159.68	\$ -	\$ 424.94	\$ 584.62	\$ 69.36	\$ 14.76	\$ 500.50
Homeland Design LLC	53-09-12-300-065.000-015		1A	N	\$ 30,000	\$ -	\$ 30,000	\$ 1.5790	\$ 2.3198	\$ 473.70	\$ 779.45	\$ 83.51	\$ -	\$ 222.24	\$ 305.75	\$ 69.36	\$ 14.76	\$ 221.63
Keller, Lawrence J.	53-09-01-211-031.000-015		1A	N	\$ 157,000	\$ -	\$ 157,000	\$ 1.5790	\$ 2.3198	\$ 2,479.04	\$ 3,686.13	\$ 394.94	\$ -	\$ 812.15	\$ 1,207.09	\$ -	\$ -	\$ 1,207.09
Milhoan, Gary & Barb	53-09-01-302-006.000-015		1A	N	\$ 101,700	\$ -	\$ 101,700	\$ 1.5790	\$ 2.3198	\$ 1,605.84	\$ 2,389.02	\$ 255.97	\$ -	\$ 527.21	\$ 783.18	\$ 69.36	\$ 14.76	\$ 699.06
Payne, Lisa C	53-09-01-211-025.000-015		1A	N	\$ 123,500	\$ 75,300	\$ 48,200	\$ 1.5790	\$ 2.3198	\$ 734.04	\$ 1,207.84	\$ 129.41	\$ -	\$ 344.39	\$ 473.80	\$ 69.36	\$ 22.20	\$ 382.24
Johnson, Reid Cole	53-09-01-209-009.000-015		1A	N	\$ 162,100	\$ 88,985	\$ 73,115	\$ 1.5790	\$ 2.3198	\$ 1,113.48	\$ 1,832.19	\$ 196.31	\$ -	\$ 522.40	\$ 718.71	\$ 69.36	\$ 14.76	\$ 634.59
Reyes, Julio Victor & Kati Lynn	53-09-01-209-056.000-015		1A	N	\$ 178,100	\$ 94,585	\$ 83,515	\$ 1.5790	\$ 2.3198	\$ 1,271.88	\$ 2,084.80	\$ 223.38	\$ -	\$ 589.54	\$ 812.92	\$ 69.36	\$ 14.76	\$ 728.80
Janson, Eleanor M. & Bex , Janet	53-09-01-202-013.000-015		1A	N	\$ 149,700	\$ 84,645	\$ 65,055	\$ 1.5790	\$ 2.3198	\$ 990.74	\$ 1,630.22	\$ 174.67	\$ -	\$ 464.80	\$ 639.48	\$ 69.36	\$ 22.20	\$ 547.92
Daanen, Nicholas	53-09-01-300-031.000-015		1A	N	\$ 93,900	\$ 61,650	\$ 32,250	\$ 1.5790	\$ 2.3198	\$ 495.02	\$ 814.53	\$ 87.27	\$ -	\$ 232.24	\$ 319.51	\$ -	\$ -	\$ 319.51
Cleary, William G	53-09-01-300-012.000-015		1A	N	\$ 95,900	\$ 65,815	\$ 30,085	\$ 1.5790	\$ 2.3198	\$ 458.16	\$ 753.89	\$ 80.77	\$ -	\$ 214.96	\$ 295.73	\$ 69.36	\$ 22.20	\$ 204.17
Goen, Dennis L & Irene	53-09-01-211-040.000-015		1A	N	\$ 149,400	\$ 84,365	\$ 65,035	\$ 1.5790	\$ 2.3198	\$ 990.44	\$ 1,629.70	\$ 174.61	\$ -	\$ 464.66	\$ 639.26	\$ 69.36	\$ 14.76	\$ 555.14
Crider, Steven D. & Lana K.	53-09-01-209-032.000-015		1A															

City of Bloomington

Area #1A: South-West Annexation Area - Tax Impacts Analysis

Note (1): This section shows the inc/(dec) in tax bills due to differences between township fire protection rates and the Monroe Fire Protection District fire rate

Owner Name	Parcel #	Waiver	Annexation Area	AG	2020 Pay 2021 Gross AV	2020 Pay 2021 Deductions /Exemptions	2020 Pay 2021 NAV	Pre-Annex 2020 Pay 2021 Prop Tax Rate	Post-Annex Prop Tax Rate	Pre-Annex Tax Bill	Post-Annex Tax Bill	Net Tax Bill Increase Due Solely to AV Growth (12% - Aggregate over 4 years)	Net Tax Bill Increase Due to Difference Between Fire Rates (1)	Net Tax Bill Increase Due to Annexation	Total Post-Annexation Net Tax Bill Increase	Benefit 1 Yearly Sewer Bill Savings (@ 4000 Gal/Month)	Benefit 2 Yearly Fire Protection (Water Surcharge) Savings	Post-Annex Tax Bill Inc/(Dec) Net of Benefits
Liu, Yan Hua	53-09-12-201-023.000-015		1A	N	\$ 160,300	\$ 88,005	\$ 72,295	\$ 1.5790	\$ 2.3198	\$ 1,101.00	\$ 1,811.63	\$ 194.10	\$ -	\$ 516.53	\$ 710.63	\$ 69.36	\$ 14.76	\$ 626.51
Githiri, Virginia T	53-09-01-213-031.000-015		1A	N	\$ 184,300	\$ 96,755	\$ 87,545	\$ 1.5790	\$ 2.3198	\$ 1,333.24	\$ 2,158.57	\$ 231.27	\$ -	\$ 594.07	\$ 825.33	\$ 69.36	\$ 14.76	\$ 741.21
Hall, James Leroy	53-09-01-302-007.000-015		1A	N	\$ 121,700	\$ 74,845	\$ 46,855	\$ 1.5790	\$ 2.3198	\$ 713.56	\$ 1,174.15	\$ 125.81	\$ -	\$ 334.78	\$ 460.59	\$ -	\$ -	\$ 460.59
Holmstrom, Clay D	53-04-25-300-010.000-011	1808	1A	N	\$ 183,900	\$ 67,810	\$ 116,090	\$ 1.7781	\$ 2.4986	\$ 2,039.44	\$ 3,209.81	\$ 343.91	\$ -	\$ 826.46	\$ 1,170.37	\$ 69.36	\$ 22.20	\$ 1,078.81
Board Of Commissioners Monroe County, The	53-04-25-300-014.000-011		1A	N	\$ -	\$ -	\$ -	\$ 1.7781	\$ 2.4986	\$ -	\$ -	\$ -	\$ -	\$ -	\$ -	\$ -	\$ -	\$ -
Comingore, Scott Edward	53-04-36-303-092.000-011		1A	N	\$ 166,700	\$ 87,595	\$ 79,105	\$ 1.7781	\$ 2.4986	\$ 1,353.38	\$ 1,867.05	\$ 200.05	\$ -	\$ 313.62	\$ 513.67	\$ 69.36	\$ 22.20	\$ 422.11
Johnson, Kathie & Greg S	53-04-36-301-011.000-011		1A	N	\$ 116,400	\$ 86,990	\$ 29,410	\$ 1.7781	\$ 2.4986	\$ 239.14	\$ 243.92	\$ -	\$ -	\$ 4.78	\$ 4.78	\$ 69.36	\$ 22.20	\$ (86.78)
Futurity Real Estate Investments, LLC	53-00-72-224-000.000-011		1A	N	\$ 135,800	\$ -	\$ 135,800	\$ 1.7781	\$ 2.4986	\$ 2,414.66	\$ 3,080.45	\$ 330.05	\$ -	\$ 335.75	\$ 665.79	\$ 69.36	\$ 22.20	\$ 574.23
Munger, Darla Kay	53-04-36-303-066.000-011		1A	N	\$ 127,400	\$ 89,320	\$ 38,080	\$ 1.7781	\$ 2.4986	\$ 651.48	\$ 1,025.36	\$ 109.87	\$ -	\$ 264.01	\$ 373.88	\$ 69.36	\$ 22.20	\$ 282.32
Jacobs, Larry D & Debra C	53-09-01-213-026.000-015		1A	N	\$ 134,400	\$ 76,290	\$ 58,110	\$ 1.5790	\$ 2.3198	\$ 884.98	\$ 1,456.18	\$ 156.02	\$ -	\$ 415.19	\$ 571.20	\$ 69.36	\$ 14.76	\$ 487.08
Freeman, Keith A & Kristina A	53-09-12-201-012.000-015		1A	N	\$ 150,800	\$ 85,030	\$ 65,770	\$ 1.5790	\$ 2.3198	\$ 1,001.64	\$ 1,648.12	\$ 176.58	\$ -	\$ 469.90	\$ 646.48	\$ 69.36	\$ 14.76	\$ 562.36
Arnett, Richard R. & Irene	53-09-02-101-011.000-015		1A	N	\$ 210,200	\$ 105,715	\$ 104,485	\$ 1.5790	\$ 2.3198	\$ 1,591.24	\$ 2,463.57	\$ 263.95	\$ -	\$ 608.38	\$ 872.33	\$ 69.36	\$ 22.20	\$ 780.77
Boruff, Donald & Lucille J.	53-09-01-209-055.000-015		1A	N	\$ 155,300	\$ 97,605	\$ 57,695	\$ 1.5790	\$ 2.3198	\$ 533.78	\$ 544.46	\$ -	\$ -	\$ 10.68	\$ 10.68	\$ 69.36	\$ 14.76	\$ (73.44)
Smith, Samuel J & Abigail L	53-09-01-211-015.000-015		1A	N	\$ 145,400	\$ 83,140	\$ 62,260	\$ 1.5790	\$ 2.3198	\$ 948.18	\$ 1,560.17	\$ 167.16	\$ -	\$ 444.83	\$ 611.99	\$ 69.36	\$ 22.20	\$ 520.43
Beck, Christopher D & Sarah P	53-09-11-102-029.000-015		1A	N	\$ 255,800	\$ 121,710	\$ 134,090	\$ 1.5790	\$ 2.3198	\$ 2,042.08	\$ 3,007.35	\$ 322.22	\$ -	\$ 643.05	\$ 965.27	\$ -	\$ -	\$ 965.27
Carter, Robert K & Ruth Ann	53-09-11-102-006.000-015	1746	1A	N	\$ 201,200	\$ 102,495	\$ 98,705	\$ 1.5790	\$ 2.3198	\$ 1,503.20	\$ 2,354.31	\$ 252.25	\$ -	\$ 598.85	\$ 851.11	\$ -	\$ -	\$ 851.11
Dallas, Sheri A. & Rhett Matthew	53-09-11-102-019.000-015	1744	1A	N	\$ 214,400	\$ 107,290	\$ 107,110	\$ 1.5790	\$ 2.3198	\$ 1,631.20	\$ 2,516.80	\$ 269.65	\$ -	\$ 615.95	\$ 885.60	\$ -	\$ -	\$ 885.60
Myers, Robert M & Alisica D	53-09-11-102-024.000-015	2150	1A	N	\$ 232,500	\$ 113,205	\$ 119,295	\$ 1.5790	\$ 2.3198	\$ 1,816.78	\$ 2,719.22	\$ 291.34	\$ -	\$ 611.10	\$ 902.44	\$ -	\$ -	\$ 902.44
Hagerty, Nathan J & Tanya K	53-09-11-102-025.000-015	1746	1A	N	\$ 210,800	\$ 105,855	\$ 104,945	\$ 1.5790	\$ 2.3198	\$ 1,598.24	\$ 2,468.54	\$ 264.48	\$ -	\$ 605.82	\$ 870.30	\$ -	\$ -	\$ 870.30
Freeman, Keith A & Kristina A	53-09-11-102-002.000-015	1692	1A	N	\$ 233,300	\$ 113,730	\$ 119,570	\$ 1.5790	\$ 2.3198	\$ 1,820.96	\$ 2,736.32	\$ 293.17	\$ -	\$ 622.19	\$ 915.36	\$ -	\$ -	\$ 915.36
Wilbur, Linda Sue & Jochim, Jerald M	53-09-11-102-005.000-015	2096	1A	N	\$ 238,900	\$ 115,690	\$ 123,210	\$ 1.5790	\$ 2.3198	\$ 1,876.40	\$ 2,802.97	\$ 300.31	\$ -	\$ 626.25	\$ 926.57	\$ -	\$ -	\$ 926.57
Conley, Benjamin Ryan & Stephanie	53-09-11-102-009.000-015	2137	1A	N	\$ 228,000	\$ 119,050	\$ 108,950	\$ 1.5790	\$ 2.3198	\$ 1,659.24	\$ 2,671.11	\$ 286.19	\$ -	\$ 725.68	\$ 1,011.87	\$ -	\$ -	\$ 1,011.87
Kay, Tamara L & Christopher Crabtree	53-09-11-102-020.000-015	2049	1A	N	\$ 206,200	\$ 104,420	\$ 101,780	\$ 1.5790	\$ 2.3198	\$ 1,550.04	\$ 2,419.22	\$ 259.21	\$ -	\$ 609.97	\$ 869.18	\$ -	\$ -	\$ 869.18
Pennington, Ronald A	53-09-11-102-008.000-015		1A	N	\$ 184,900	\$ 96,965	\$ 87,935	\$ 1.5790	\$ 2.3198	\$ 1,339.18	\$ 2,165.72	\$ 232.04	\$ -	\$ 594.50	\$ 826.54	\$ -	\$ -	\$ 826.54
Hunter, Susan J & Richard W	53-09-11-102-007.000-015		1A	N	\$ 209,100	\$ 105,120	\$ 103,980	\$ 1.5790	\$ 2.3198	\$ 1,583.54	\$ 2,444.00	\$ 261.86	\$ -	\$ 598.59	\$ 860.46	\$ -	\$ -	\$ 860.46
Pursell, Robert G & Miranda L	53-09-11-102-018.000-015		1A	N	\$ 255,200	\$ 117,545	\$ 137,655	\$ 1.5790	\$ 2.3198	\$ 2,101.16	\$ 3,089.59	\$ 331.03	\$ -	\$ 657.40	\$ 988.43	\$ -	\$ -	\$ 988.43
Leonard, Larry W & Stephanie A	53-09-11-102-023.000-015	2056	1A	N	\$ 191,000	\$ 99,100	\$ 91,900	\$ 1.5790	\$ 2.3198	\$ 1,399.56	\$ 2,238.32	\$ 239.82	\$ -	\$ 598.94	\$ 838.76	\$ -	\$ -	\$ 838.76
Spice, J Brian & Melinda D	53-09-11-102-001.000-015	2109	1A	N	\$ 247,700	\$ 118,595	\$ 129,105	\$ 1.5790	\$ 2.3198	\$ 1,966.18	\$ 2,902.30	\$ 310.97	\$ -	\$ 625.15	\$ 936.12	\$ -	\$ -	\$ 936.12
Fesler, Jonathon B	53-09-11-102-012.000-015	2019	1A	N	\$ 219,200	\$ 101,665	\$ 117,535	\$ 1.5790	\$ 2.3198	\$ 1,796.88	\$ 2,750.35	\$ 294.68	\$ -	\$ 658.80	\$ 953.47	\$ -	\$ -	\$ 953.47
Potter, Maureen E	53-09-11-103-010.000-015	1976	1A	N	\$ 207,800	\$ 101,980	\$ 105,820	\$ 1.5790	\$ 2.3198	\$ 1,611.56	\$ 2,441.48	\$ 261.58	\$ -	\$ 568.34	\$ 829.92	\$ -	\$ -	\$ 829.92
Tucker, William A & Julia E	53-09-11-103-012.000-015	1998	1A	N	\$ 259,900	\$ 121,920	\$ 137,980	\$ 1.5790	\$ 2.3198	\$ 2,101.72	\$ 3,035.70	\$ 325.26	\$ -	\$ 608.72	\$ 933.98	\$ -	\$ -	\$ 933.98
Crum, Benjamin W & Michal L	53-09-11-103-009.000-015	2110	1A	N	\$ 240,700	\$ 114,570	\$ 126,130	\$ 1.5790	\$ 2.3198	\$ 1,922.28	\$ 2,832.54	\$ 303.49	\$ -	\$ 606.77	\$ 910.26	\$ -	\$ -	\$ 910.26
Rajaravivarma,Omshri	53-09-11-103-014.000-015	1940	1A	N	\$ 227,600	\$ 111,385	\$ 116,215	\$ 1.5790	\$ 2.3198	\$ 1,769.88	\$ 2,657.67	\$ 284.75	\$ -	\$ 603.04	\$ 887.79	\$ -	\$ -	\$ 887.79
Cook, Peter T Revocable Living Trust	53-09-11-103-001.000-015	2450	1A	N	\$ 224,400	\$ 110,440	\$ 113,960	\$ 1.5790	\$ 2.3198	\$ 1,735.52	\$ 2,624.99	\$ 281.25	\$ -	\$ 608.22	\$ 889.47	\$ -	\$ -	\$ 889.47
Linn, David C w//e; Linn, David Peter w//e; & Linn, Ethan	53-09-01-212-022.000-015		1A	N	\$ 152,000	\$ -	\$ 152,000	\$ 1.5790	\$ 2.3198	\$ 2,400.08	\$ 3,571.24	\$ 382.63	\$ -	\$ 788.53	\$ 1,171.16	\$ 69.36	\$ 37.08	\$ 1,064.72
Davis, Donald F Sr & Rosemary W	53-09-01-209-024.000-015		1A	N	\$ 168,200	\$ 88,120	\$ 80,080	\$ 1.5790	\$ 2.3198	\$ 1,219.56	\$ 1,970.22	\$ 211.10	\$ -	\$ 539.56	\$ 750.66	\$ 69.36	\$ 14.76	\$ 666.54
Allen, Donald S	53-09-01-213-011.000-015		1A	N	\$ 113,200	\$ -	\$ 113,200	\$ 1.5790	\$ 2.3198	\$ 1,787.44	\$ 2,657.77	\$ 284.76	\$ -	\$ 585.57	\$ 870.33	\$ 69.36	\$ 14.76	\$ 786.21
Arthur, Linda M W / L / E Esther L Parsons	53-09-01-202-031.000-015		1A	N	\$ 166,400	\$ 101,490	\$ 64,910	\$ 1.5790	\$ 2.3198	\$ 449.36	\$ 458.35	\$ -	\$ -	\$ 8.99	\$ 8.99	\$ 69.36	\$ 14.76	\$ (75.13)
Wellman, James Bradley & Elese Fields	53-09-03-103-002.000-015	2273	1A	N	\$ 175,800	\$ 93,430	\$ 82,370	\$ 1.5790	\$ 2.3198	\$ 1,254.44	\$ 2,046.59	\$ 219.27	\$ -	\$ 572.88	\$ 792.15	\$ 69.36	\$ 22.20	\$ 700.59
Reschke, Det Lef A & Laura	53-01-63-041-125.000-015	2332	1A	N	\$ 171,900	\$ 92,415	\$ 79,485	\$ 1.5790	\$ 2.3198	\$ 1,210.50	\$ 1,991.81	\$ 213.40	\$ -	\$ 567.91	\$ 781.31	\$ 69.36	\$ 22.20	\$ 689.75
Huffman, Michael K & Lorrie J	53-01-63-041-126.000-015	2331	1A	N	\$ 171,900	\$ 92,415	\$ 79,485	\$ 1.5790	\$ 2.3198	\$ 1,210.50	\$ 1,991.81	\$ 213.40	\$ -	\$ 567.91	\$ 781.31	\$ 69.36	\$ 22.20	\$ 689.75
Locasto, Christina	53-01-63-041-127.000-015	2333	1A	N	\$ 176,500	\$ 94,025	\$ 82,475	\$ 1.5790	\$ 2.3198	\$ 1,256.04	\$ 2,065.75	\$ 221.33	\$ -	\$ 588.38	\$ 809.71	\$ -	\$ -	\$ 809.71
Glasscock, Glenn E & Marnee J	53-01-63-041-128.000-015	2330	1A	N	\$ 176,500	\$ 94,025	\$ 82,475	\$ 1.5790	\$ 2.3198	\$ 1,256.04	\$ 2,065.75	\$ 221.33	\$ -	\$ 588.38	\$ 809.71	\$ 69.36	\$ 22.20	\$ 718.15
Skirvin, Larry E & Debra K	53-01-63-041-129.000-015	2331	1A	N	\$ 180,400	\$ 107,870	\$ 72,530	\$ 1.5790	\$ 2.3198	\$ 1,104.58	\$ 1,817.54	\$ 194.74	\$ -	\$ 518.21	\$ 712.96	\$ -	\$ -	\$ 712.96
West, Clarence	53-01-63-041-130.000-015	2331	1A	N	\$ 180,900	\$ 95,565	\$ 85,335	\$ 1.5790	\$ 2.3198	\$ 1,299.60	\$ 2,118.11	\$ 226.94	\$ -	\$ 591.58	\$ 818.51	\$ -	\$ -	\$ 818.51
Goode, Jeffrey L	53-01-63-041-131.000-015	2331	1A	N	\$ 173,700	\$ 93,045	\$ 80,655	\$ 1.5790	\$ 2.3198	\$ 1,228.32	\$ 2,021.14	\$ 216.56	\$ -	\$ 576.26	\$ 792.82	\$ -	\$ -	\$ 792.82
Roberts, Erin E	53-01-63-041-132.000-015	2331	1A	N	\$ 173,700	\$ 90,045	\$ 83,655	\$ 1.5790	\$ 2.3198	\$ 1,274.00	\$ 2,035.68	\$ 218.12	\$ -	\$ 543.56	\$ 761.68	\$ -	\$ -	\$ 761.68
Rotino, Tony R & Tammy J	53-01-63-041-133.000-015	2331	1A	N	\$ 173,700	\$ 93,045	\$ 80,655	\$ 1.5790	\$ 2.3198	\$ 1,228.32	\$ 2,021.14	\$ 216.56	\$ -	\$ 576.26	\$ 792.82	\$ -	\$ -	\$ 792.82
Downs, Leneigha S & Charles H	53-01-63-041-134.000-015	2331	1A	N	\$ 173,700	\$ -	\$ 173,700	\$ 1.5790	\$ 2.3198	\$ 2,742.72	\$ 4,078.23	\$ 436.95	\$ -	\$ 898.55	\$ 1,335.51	\$ -	\$ -	\$ 1,335.51
Bell, Laura Ann & James Thomas	53-01-63-041-135.000-015	2331	1A	N	\$ 182,000	\$ 95,950	\$ 86,050	\$ 1.5790	\$ 2.3198	\$ 1,310.48	\$ 2,131.21	\$ 228.34	\$ -	\$ 592.39	\$ 820.73	\$ -	\$ -	\$ 820.73

City of Bloomington

Area #1A: South-West Annexation Area - Tax Impacts Analysis

Note (1): This section shows the inc/(dec) in tax bills due to differences between township fire protection rates and the Monroe Fire Protection District fire rate

Owner Name	Parcel #	Waiver	Annexation Area	AG	2020 Pay 2021 Gross AV	2020 Pay 2021 Deductions /Exemptions	2020 Pay 2021 NAV	Pre-Annex 2020 Pay 2021 Prop Tax Rate	Post-Annex Prop Tax Rate	Pre-Annex Tax Bill	Post-Annex Tax Bill	Net Tax Bill Increase Due Solely to AV Growth (12% - Aggregate over 4 years)	Net Tax Bill Increase Due to Difference Between Fire Rates (1)	Net Tax Bill Increase Due to Annexation	Total Post-Annexation Net Tax Bill Increase	Benefit 1 Yearly Sewer Bill Savings (@ 4000 Gal/Month)	Benefit 2 Yearly Fire Protection (Water Surcharge) Savings	Post-Annex Tax Bill Inc/(Dec) Net of Benefits
Meyer, Jessica E	53-01-63-041-139.000-015	2331	1A	N	\$ 184,200	\$ 96,720	\$ 87,480	\$ 1.5790	\$ 2.3198	\$ 1,332.26	\$ 2,157.40	\$ 231.16	\$ -	\$ 593.98	\$ 825.14	\$ -	\$ -	\$ 825.14
Droppo, Ruth A	53-01-63-041-140.000-015	2331	1A	N	\$ 184,200	\$ 96,720	\$ 87,480	\$ 1.5790	\$ 2.3198	\$ 1,332.26	\$ 2,157.40	\$ 231.16	\$ -	\$ 593.98	\$ 825.14	\$ -	\$ -	\$ 825.14
Hover, Betsy A	53-01-63-041-150.000-015	2331	1A	N	\$ 179,800	\$ 95,180	\$ 84,620	\$ 1.5790	\$ 2.3198	\$ 1,288.70	\$ 2,105.02	\$ 225.53	\$ -	\$ 590.79	\$ 816.32	\$ -	\$ -	\$ 816.32
Wible, Dale H & Amy D	53-01-63-041-151.000-015	2331	1A	N	\$ 163,600	\$ 89,510	\$ 74,090	\$ 1.5790	\$ 2.3198	\$ 1,128.34	\$ 1,856.63	\$ 198.93	\$ -	\$ 529.36	\$ 728.29	\$ 69.36	\$ 22.20	\$ 636.73
Brown, Teretha J	53-01-63-041-152.000-015	2331	1A	N	\$ 163,600	\$ 89,510	\$ 74,090	\$ 1.5790	\$ 2.3198	\$ 1,128.34	\$ 1,856.63	\$ 198.93	\$ -	\$ 529.36	\$ 728.29	\$ 69.36	\$ 22.20	\$ 636.73
Falkenthal Family Trust	53-01-63-041-154.000-015	2331	1A	N	\$ 210,600	\$ 102,960	\$ 107,640	\$ 1.5790	\$ 2.3198	\$ 1,639.28	\$ 2,474.82	\$ 265.16	\$ -	\$ 570.38	\$ 835.54	\$ -	\$ -	\$ 835.54
McGill, Kelly L	53-01-63-041-155.000-015	2331	1A	N	\$ 163,600	\$ 89,510	\$ 74,090	\$ 1.5790	\$ 2.3198	\$ 1,128.34	\$ 1,856.63	\$ 198.93	\$ -	\$ 529.36	\$ 728.29	\$ 69.36	\$ 22.20	\$ 636.73
Fulford, Mary L	53-01-63-041-156.000-015	2331	1A	N	\$ 163,600	\$ 89,510	\$ 74,090	\$ 1.5790	\$ 2.3198	\$ 1,128.34	\$ 1,856.63	\$ 198.93	\$ -	\$ 529.36	\$ 728.29	\$ 69.36	\$ 22.20	\$ 636.73
Richardson, Betty J	53-01-63-041-157.000-015	2331	1A	N	\$ 161,500	\$ 88,775	\$ 72,725	\$ 1.5790	\$ 2.3198	\$ 1,107.56	\$ 1,822.41	\$ 195.26	\$ -	\$ 519.60	\$ 714.85	\$ -	\$ -	\$ 714.85
Sego, Daphne D & Barry L	53-01-63-041-158.000-015	2331	1A	N	\$ 161,500	\$ 85,775	\$ 75,725	\$ 1.5790	\$ 2.3198	\$ 1,153.24	\$ 1,890.47	\$ 202.55	\$ -	\$ 534.68	\$ 737.23	\$ -	\$ -	\$ 737.23
McMillan, Morgan & Paola M Hernandez	53-01-63-041-159.000-015	2331	1A	N	\$ 172,800	\$ 92,730	\$ 80,070	\$ 1.5790	\$ 2.3198	\$ 1,219.40	\$ 2,006.46	\$ 214.97	\$ -	\$ 572.09	\$ 787.06	\$ -	\$ -	\$ 787.06
Yukawa, Richard K	53-01-63-041-160.000-015	2331	1A	N	\$ 172,800	\$ 92,730	\$ 80,070	\$ 1.5790	\$ 2.3198	\$ 1,219.40	\$ 2,006.46	\$ 214.97	\$ -	\$ 572.09	\$ 787.06	\$ -	\$ -	\$ 787.06
Snoddy, Catherine H	53-01-63-041-161.000-015	2331	1A	N	\$ 171,600	\$ 92,310	\$ 79,290	\$ 1.5790	\$ 2.3198	\$ 1,207.52	\$ 1,986.93	\$ 212.89	\$ -	\$ 566.52	\$ 779.41	\$ 69.36	\$ 22.20	\$ 687.85
de Oliveira, Mazias Jr	53-01-63-041-162.000-015	2331	1A	N	\$ 171,600	\$ 92,310	\$ 79,290	\$ 1.5790	\$ 2.3198	\$ 1,207.52	\$ 1,986.93	\$ 212.89	\$ -	\$ 566.52	\$ 779.41	\$ 69.36	\$ 22.20	\$ 687.85
Au-Yeung, Mei-Yung	53-01-63-041-165.000-015	2331	1A	N	\$ 166,500	\$ 87,525	\$ 78,975	\$ 1.5790	\$ 2.3198	\$ 1,202.74	\$ 1,949.98	\$ 208.93	\$ -	\$ 538.31	\$ 747.24	\$ 69.36	\$ 22.20	\$ 655.68
Hung, Johnny Y	53-01-63-041-166.000-015	2331	1A	N	\$ 166,300	\$ 90,455	\$ 75,845	\$ 1.5790	\$ 2.3198	\$ 1,155.06	\$ 1,900.59	\$ 203.63	\$ -	\$ 541.90	\$ 745.53	\$ 69.36	\$ 22.20	\$ 653.97
Ray, Mary	53-01-63-041-167.000-015	2331	1A	N	\$ 165,100	\$ 90,035	\$ 75,065	\$ 1.5790	\$ 2.3198	\$ 1,143.20	\$ 1,881.06	\$ 201.55	\$ -	\$ 536.31	\$ 737.86	\$ 69.36	\$ 22.20	\$ 646.30
Lombard, Max S & Jean C	53-01-63-041-168.000-015	2331	1A	N	\$ 165,100	\$ -	\$ 165,100	\$ 1.5790	\$ 2.3198	\$ 2,606.92	\$ 3,876.31	\$ 415.32	\$ -	\$ 854.07	\$ 1,269.39	\$ 69.36	\$ 22.20	\$ 1,177.83
Partenheimer, Channing J & Roberta J	53-01-63-041-176.000-015	2331	1A	N	\$ 163,000	\$ 86,300	\$ 76,700	\$ 1.5790	\$ 2.3198	\$ 1,168.08	\$ 1,908.33	\$ 204.46	\$ -	\$ 535.78	\$ 740.25	\$ 69.36	\$ 22.20	\$ 648.69
McAdams, Ian; Lu, Mengya	53-01-63-041-177.000-015	2331	1A	N	\$ 156,600	\$ 87,060	\$ 69,540	\$ 1.5790	\$ 2.3198	\$ 1,059.04	\$ 1,742.61	\$ 186.71	\$ -	\$ 496.86	\$ 683.57	\$ 69.36	\$ 22.20	\$ 592.01
Everett, Daniel & Phyllis A	53-01-63-041-178.000-015	2331	1A	N	\$ 163,300	\$ 114,365	\$ 48,935	\$ 1.5790	\$ 2.3198	\$ 745.24	\$ 1,226.26	\$ 131.38	\$ -	\$ 349.64	\$ 481.02	\$ 69.36	\$ 22.20	\$ 389.46
Holmes, Nicholas	53-01-63-041-179.000-015	2331	1A	N	\$ 170,900	\$ 92,065	\$ 78,835	\$ 1.5790	\$ 2.3198	\$ 1,200.60	\$ 1,975.53	\$ 211.66	\$ -	\$ 563.27	\$ 774.93	\$ -	\$ -	\$ 774.93
Culbertson, Shawn D	53-01-63-041-180.000-015	2331	1A	N	\$ 170,900	\$ 89,065	\$ 81,835	\$ 1.5790	\$ 2.3198	\$ 1,246.28	\$ 2,002.34	\$ 214.53	\$ -	\$ 541.53	\$ 756.06	\$ 69.36	\$ 22.20	\$ 664.50
Smith, Mabel B	53-01-63-041-181.000-015	2331	1A	N	\$ 164,100	\$ 89,685	\$ 74,415	\$ 1.5790	\$ 2.3198	\$ 1,133.28	\$ 1,864.76	\$ 199.80	\$ -	\$ 531.68	\$ 731.48	\$ -	\$ -	\$ 731.48
Sharkey, Paul A & Patricia J	53-01-63-041-182.000-015	2331	1A	N	\$ 158,600	\$ -	\$ 158,600	\$ 1.5790	\$ 2.3198	\$ 2,504.28	\$ 3,723.70	\$ 398.97	\$ -	\$ 820.45	\$ 1,219.42	\$ -	\$ -	\$ 1,219.42
Hall, Brandon	53-01-63-041-183.000-015	2331	1A	N	\$ 166,300	\$ 90,455	\$ 75,845	\$ 1.5790	\$ 2.3198	\$ 1,155.06	\$ 1,900.59	\$ 203.63	\$ -	\$ 541.90	\$ 745.53	\$ -	\$ -	\$ 745.53
Waraitch, Jasneet K; Singh, Gurmail; Kaur, Amrit P	53-01-63-041-184.000-015	2331	1A	N	\$ 166,300	\$ 90,455	\$ 75,845	\$ 1.5790	\$ 2.3198	\$ 1,155.06	\$ 1,900.59	\$ 203.63	\$ -	\$ 541.90	\$ 745.53	\$ -	\$ -	\$ 745.53
Carrick, Jacob James	53-01-63-041-185.000-015	2331	1A	N	\$ 170,500	\$ 91,925	\$ 78,575	\$ 1.5790	\$ 2.3198	\$ 1,196.64	\$ 1,969.01	\$ 210.97	\$ -	\$ 561.40	\$ 772.37	\$ -	\$ -	\$ 772.37
Floyd, Waltera Jane	53-01-63-041-186.000-015	2331	1A	N	\$ 170,500	\$ 88,925	\$ 81,575	\$ 1.5790	\$ 2.3198	\$ 1,242.32	\$ 1,997.58	\$ 214.03	\$ -	\$ 541.24	\$ 755.26	\$ -	\$ -	\$ 755.26
Hess, Kristen	53-01-63-041-187.000-015	2331	1A	N	\$ 172,300	\$ 92,555	\$ 79,745	\$ 1.5790	\$ 2.3198	\$ 1,214.44	\$ 1,998.31	\$ 214.10	\$ -	\$ 569.78	\$ 783.87	\$ -	\$ -	\$ 783.87
Combs, Rachel & David	53-01-63-041-188.000-015	2331	1A	N	\$ 172,300	\$ 92,555	\$ 79,745	\$ 1.5790	\$ 2.3198	\$ 1,214.44	\$ 1,998.31	\$ 214.10	\$ -	\$ 569.78	\$ 783.87	\$ -	\$ -	\$ 783.87
Rasdall-Lundin, Patricia M	53-01-63-041-189.000-015	2331	1A	N	\$ 178,100	\$ 94,585	\$ 83,515	\$ 1.5790	\$ 2.3198	\$ 1,271.88	\$ 2,084.80	\$ 223.38	\$ -	\$ 589.54	\$ 812.92	\$ -	\$ -	\$ 812.92
Holt, Benny J	53-01-63-041-190.000-015	2331	1A	N	\$ 174,300	\$ 93,255	\$ 81,045	\$ 1.5790	\$ 2.3198	\$ 1,234.26	\$ 2,030.90	\$ 217.59	\$ -	\$ 579.06	\$ 796.64	\$ -	\$ -	\$ 796.64
Sears, Jackie Marteen	53-01-63-041-191.000-015	2331	1A	N	\$ 172,500	\$ 89,625	\$ 82,875	\$ 1.5790	\$ 2.3198	\$ 1,262.12	\$ 2,021.39	\$ 216.58	\$ -	\$ 542.69	\$ 759.27	\$ -	\$ -	\$ 759.27
McKinney, Rhonda R	53-01-63-041-192.000-015	2331	1A	N	\$ 167,300	\$ 90,805	\$ 76,495	\$ 1.5790	\$ 2.3198	\$ 1,164.96	\$ 1,916.88	\$ 205.37	\$ -	\$ 546.55	\$ 751.92	\$ -	\$ -	\$ 751.92
Alfonso, Remedios K	53-09-02-200-041.000-015		1A	N	\$ 190,800	\$ 96,030	\$ 94,770	\$ 1.5790	\$ 2.3198	\$ 1,443.28	\$ 2,239.17	\$ 239.90	\$ -	\$ 555.98	\$ 795.89	\$ -	\$ -	\$ 795.89
Best, David R	53-09-02-200-079.000-015	1510	1A	N	\$ 191,800	\$ 99,380	\$ 92,420	\$ 1.5790	\$ 2.3198	\$ 1,407.48	\$ 2,247.83	\$ 240.83	\$ -	\$ 599.52	\$ 840.35	\$ -	\$ -	\$ 840.35
Tate, James Eric & Connie C	53-09-02-200-016.000-015	1510	1A	N	\$ 191,900	\$ 99,415	\$ 92,485	\$ 1.5790	\$ 2.3198	\$ 1,408.48	\$ 2,249.03	\$ 240.96	\$ -	\$ 599.58	\$ 840.55	\$ 69.36	\$ 22.20	\$ 748.99
Murphy, Erin E	53-09-02-200-071.000-015	1510	1A	N	\$ 183,800	\$ 96,580	\$ 87,220	\$ 1.5790	\$ 2.3198	\$ 1,328.28	\$ 2,152.62	\$ 230.63	\$ -	\$ 593.71	\$ 824.34	\$ 69.36	\$ 22.20	\$ 732.78
McKim, Marc J & Jean M; Sipes, Kelly M	53-09-02-200-112.000-015	1510	1A	N	\$ 205,100	\$ 101,035	\$ 104,065	\$ 1.5790	\$ 2.3198	\$ 1,584.84	\$ 2,409.36	\$ 258.15	\$ -	\$ 566.37	\$ 824.52	\$ 69.36	\$ 22.20	\$ 732.96
Lemons, Candice M	53-09-02-200-152.000-015	1509	1A	N	\$ 156,400	\$ -	\$ 156,400	\$ 1.5790	\$ 2.3198	\$ 2,469.56	\$ 3,672.05	\$ 393.43	\$ -	\$ 809.05	\$ 1,202.49	\$ -	\$ -	\$ 1,202.49
McIntosh, Teresa	53-09-02-200-097.000-015	1510	1A	N	\$ 156,500	\$ 84,025	\$ 72,475	\$ 1.5790	\$ 2.3198	\$ 1,103.74	\$ 1,816.15	\$ 194.59	\$ -	\$ 517.82	\$ 712.41	\$ -	\$ -	\$ 712.41
Banks, Jason M & Taren R	53-09-02-200-077.000-015	1554	1A	N	\$ 182,400	\$ 96,090	\$ 86,310	\$ 1.5790	\$ 2.3198	\$ 1,314.44	\$ 2,135.97	\$ 228.85	\$ -	\$ 592.68	\$ 821.53	\$ -	\$ -	\$ 821.53
Vagedes, Erica	53-09-02-200-076.000-015	1510	1A	N	\$ 164,400	\$ 89,790	\$ 74,610	\$ 1.5790	\$ 2.3198	\$ 1,136.24	\$ 1,869.64	\$ 200.31	\$ -	\$ 533.09	\$ 733.40	\$ -	\$ -	\$ 733.40
Isom, Vincent E & Clarisa	53-09-02-200-137.000-015	1510	1A	N	\$ 194,700	\$ 100,395	\$ 94,305	\$ 1.5790	\$ 2.3198	\$ 1,436.20	\$ 2,282.36	\$ 244.55	\$ -	\$ 601.62	\$ 846.16	\$ -	\$ -	\$ 846.16
Glasscock, Sandra K	53-09-02-200-118.000-015	1529	1A	N	\$ 184,900	\$ 96,230	\$ 88,670	\$ 1.5790	\$ 2.3198	\$ 1,350.38	\$ 2,142.99	\$ 229.60	\$ -	\$ 563.01	\$ 792.61	\$ -	\$ -	\$ 792.61
Deckard, Douglas K & Cindi M	53-09-02-200-055.000-015	1510	1A	N	\$ 175,700	\$ 93,745	\$ 81,955	\$ 1.5790	\$ 2.3198	\$ 1,248.12	\$ 2,053.73	\$ 220.05	\$ -	\$ 585.56	\$ 805.61	\$ -	\$ -	\$ 805.61
Barger, Jean Ann	53-09-02-200-157.000-015	1510	1A	N	\$ 170,000	\$ 91,750	\$ 78,250	\$ 1.5790	\$ 2.3198	\$ 1,191.68	\$ 1,960.86	\$ 210.09	\$ -	\$ 559.09	\$ 769.18	\$ -	\$ -	\$ 769.18
Duval, Connie D & Lowe, Donna E	53-09-02-200-119.000-015	1510	1A	N	\$ 168,600	\$ 91,260	\$ 77,340	\$ 1.5790	\$ 2.3198	\$ 1,177.84	\$ 1,938.06	\$ 207.65	\$ -	\$ 552.57	\$ 760.22	\$ -	\$ -	\$ 760.22
McCain, Linda	53-09-02-200-139.000-015		1A	N	\$ 163,000	\$ 89,300	\$ 73,700	\$ 1.5790	\$ 2.3198	\$ 1,122.40	\$ 1,846.84	\$ 197.88	\$ -	\$ 526.57	\$ 724.44	\$ -	\$ -	\$ 724.44
Rader, Jordan S	53-09-02-200-039.000-015	1510	1A	N	\$ 153,000	\$ 85,800	\$ 67,200	\$ 1.5790	\$ 2.3198	\$ 1,023.40	\$ 1,683.97	\$ 180.42	\$ -	\$ 480.14	\$ 660.57	\$ -	\$ -	\$ 660.57

City of Bloomington

Area #1A: South-West Annexation Area - Tax Impacts Analysis



Note (1): This section shows the inc/(dec) in tax bills due to differences between township fire protection rates and the Monroe Fire Protection District fire rate

Owner Name	Parcel #	Waiver	Annexation Area	AG	2020 Pay 2021 Gross AV	2020 Pay 2021 Deductions /Exemptions	2020 Pay 2021 NAV	Pre-Annex 2020 Pay 2021 Prop Tax Rate	Post-Annex Prop Tax Rate	Pre-Annex Tax Bill	Post-Annex Tax Bill	Net Tax Bill Increase Due Solely to AV Growth (12% - Aggregate over 4 years)	Net Tax Bill Increase Due to Difference Between Fire Rates (1)	Net Tax Bill Increase Due to Annexation	Total Post-Annexation Net Tax Bill Increase	Benefit 1 Yearly Sewer Bill Savings (@ 4000 Gal/Month)	Benefit 2 Yearly Fire Protection (Water Surcharge) Savings	Post-Annex Tax Bill Inc/(Dec) Net of Benefits
Knight, Aaron L ; Collins, Krista Barbara	53-09-02-200-040.000-015	1510	1A	N	\$ 176,800	\$ 94,130	\$ 82,670	\$ 1.5790	\$ 2.3198	\$ 1,259.00	\$ 2,069.32	\$ 221.70	\$ -	\$ 588.61	\$ 810.32	\$ -	\$ -	\$ 810.32
Jacobs, Raymond & Joan	53-09-02-200-063.000-015		1A	N	\$ 180,300	\$ 106,355	\$ 73,945	\$ 1.5790	\$ 2.3198	\$ 932.32	\$ 950.97	\$ -	\$ -	\$ 18.65	\$ 18.65	\$ -	\$ -	\$ 18.65
Wang, Jonathan	53-09-02-200-065.000-015	1559	1A	N	\$ 181,500	\$ 95,775	\$ 85,725	\$ 1.5790	\$ 2.3198	\$ 1,305.52	\$ 2,125.26	\$ 227.71	\$ -	\$ 592.03	\$ 819.74	\$ 69.36	\$ 22.20	\$ 728.18
Helms, Lorie J	53-01-63-041-193.000-015	2331	1A	N	\$ 35,000	\$ 3,000	\$ 32,000	\$ 1.5790	\$ 2.3198	\$ 505.28	\$ 831.41	\$ 89.08	\$ -	\$ 237.05	\$ 326.13	\$ -	\$ -	\$ 326.13
Double C Holdings LLC	53-01-63-041-194.000-015	2331	1A	N	\$ 35,000	\$ -	\$ 35,000	\$ 1.5790	\$ 2.3198	\$ 552.64	\$ 909.36	\$ 97.43	\$ -	\$ 259.29	\$ 356.72	\$ -	\$ -	\$ 356.72
Jacobs Property Improvement & Management LLC	53-09-12-300-041.000-015		1A	N	\$ 146,500	\$ -	\$ 146,500	\$ 1.5790	\$ 2.3198	\$ 2,313.24	\$ 3,442.11	\$ 368.80	\$ -	\$ 760.07	\$ 1,128.87	\$ 69.36	\$ 22.20	\$ 1,037.31
Carter, Kelly A & Jeremy W	53-09-12-201-010.000-015		1A	N	\$ 166,500	\$ 90,525	\$ 75,975	\$ 1.5790	\$ 2.3198	\$ 1,157.04	\$ 1,903.86	\$ 203.98	\$ -	\$ 542.83	\$ 746.82	\$ 69.36	\$ 14.76	\$ 662.70
Moorer, Diana P	53-09-02-200-004.001-015	1510	1A	N	\$ 162,600	\$ 86,160	\$ 76,440	\$ 1.5790	\$ 2.3198	\$ 1,164.12	\$ 1,903.57	\$ 203.96	\$ -	\$ 535.49	\$ 739.45	\$ 69.36	\$ 22.20	\$ 647.89
Burgener, Mark	53-09-02-400-003.126-015	2309	1A	N	\$ 333,700	\$ 149,045	\$ 184,655	\$ 1.5790	\$ 2.3198	\$ 2,812.16	\$ 3,936.61	\$ 421.79	\$ -	\$ 702.66	\$ 1,124.45	\$ -	\$ -	\$ 1,124.45
Toohill, Anthony & Nicole Marie	53-09-02-400-003.127-015	2309	1A	N	\$ 352,300	\$ 155,555	\$ 196,745	\$ 1.5790	\$ 2.3198	\$ 2,996.28	\$ 4,157.95	\$ 445.49	\$ -	\$ 716.19	\$ 1,161.67	\$ -	\$ -	\$ 1,161.67
Fletcher, William P II & Meghan M	53-09-02-400-003.128-015	2309	1A	N	\$ 290,000	\$ 133,575	\$ 156,425	\$ 1.5790	\$ 2.3198	\$ 2,382.24	\$ 3,411.11	\$ 365.48	\$ -	\$ 663.40	\$ 1,028.87	\$ 69.36	\$ 22.20	\$ 937.31
Hurst, William Thomas & Sharon K Adams	53-09-02-400-003.129-015	2309	1A	N	\$ 341,800	\$ 176,840	\$ 164,960	\$ 1.5790	\$ 2.3198	\$ 2,512.22	\$ 4,006.07	\$ 429.22	\$ -	\$ 1,064.64	\$ 1,493.85	\$ 69.36	\$ 22.20	\$ 1,402.29
Romero, Matthew B & Adriana V	53-09-02-400-003.130-015	2309	1A	N	\$ 349,600	\$ 154,610	\$ 194,990	\$ 1.5790	\$ 2.3198	\$ 2,969.56	\$ 4,125.83	\$ 442.06	\$ -	\$ 714.22	\$ 1,156.27	\$ 69.36	\$ 22.20	\$ 1,064.71
Holmgren, Larry A & Carolyn A	53-09-02-400-003.131-015	2309	1A	N	\$ 321,600	\$ 141,810	\$ 179,790	\$ 1.5790	\$ 2.3198	\$ 2,738.08	\$ 3,795.84	\$ 406.70	\$ -	\$ 651.06	\$ 1,057.76	\$ 69.36	\$ 22.20	\$ 966.20
Stedman, Christopher B & Kathleen D	53-09-02-400-003.132-015	2309	1A	N	\$ 345,300	\$ 153,105	\$ 192,195	\$ 1.5790	\$ 2.3198	\$ 2,927.00	\$ 4,074.65	\$ 436.56	\$ -	\$ 711.08	\$ 1,147.65	\$ 69.36	\$ 22.20	\$ 1,056.09
Le, Hoang & Stacy Nguyen	53-09-02-400-003.133-015	2309	1A	N	\$ 334,600	\$ 149,360	\$ 185,240	\$ 1.5790	\$ 2.3198	\$ 2,821.08	\$ 3,947.32	\$ 422.93	\$ -	\$ 703.31	\$ 1,126.24	\$ 69.36	\$ 22.20	\$ 1,034.68
Zayas, Milka V & Edgar Marrero	53-09-02-400-003.134-015	2309	1A	N	\$ 224,300	\$ 110,755	\$ 113,545	\$ 1.5790	\$ 2.3198	\$ 1,729.20	\$ 2,634.62	\$ 282.27	\$ -	\$ 623.14	\$ 905.42	\$ 69.36	\$ 22.20	\$ 813.86
Collings, Teresa & Denney, Nicole	53-09-02-400-003.135-015	2309	1A	N	\$ 305,100	\$ 139,035	\$ 166,065	\$ 1.5790	\$ 2.3198	\$ 2,529.04	\$ 3,596.23	\$ 385.31	\$ -	\$ 681.88	\$ 1,067.19	\$ -	\$ -	\$ 1,067.19
Johnson, Reginald & Kimberly Clements-Johnson	53-09-02-400-003.136-015	2309	1A	N	\$ 285,900	\$ 132,315	\$ 153,585	\$ 1.5790	\$ 2.3198	\$ 2,339.00	\$ 3,367.73	\$ 360.82	\$ -	\$ 667.90	\$ 1,028.73	\$ 69.36	\$ 22.20	\$ 937.17
Chevalier, Raymond P Jr & Leanne J	53-09-02-400-003.137-015	2309	1A	N	\$ 332,000	\$ 148,450	\$ 183,550	\$ 1.5790	\$ 2.3198	\$ 2,795.32	\$ 3,916.37	\$ 419.61	\$ -	\$ 701.44	\$ 1,121.05	\$ 69.36	\$ 22.20	\$ 1,029.49
Naldi, Steven P	53-09-02-400-003.182-015	2309	1A	N	\$ 381,500	\$ 165,775	\$ 215,725	\$ 1.5790	\$ 2.3198	\$ 3,285.34	\$ 4,505.47	\$ 482.73	\$ -	\$ 737.40	\$ 1,220.13	\$ 69.36	\$ 22.20	\$ 1,128.57
Benton, Valery & Robert A	53-09-02-400-003.183-015	2309	1A	N	\$ 291,200	\$ 131,170	\$ 160,030	\$ 1.5790	\$ 2.3198	\$ 2,437.14	\$ 3,434.05	\$ 367.94	\$ -	\$ 628.97	\$ 996.91	\$ 69.36	\$ 22.20	\$ 905.35
Valenzuela-Torres, Ilich & Amanda Foust	53-09-02-400-003.084-015	2309	1A	N	\$ 324,200	\$ 145,720	\$ 178,480	\$ 1.5790	\$ 2.3198	\$ 2,718.12	\$ 3,823.55	\$ 409.67	\$ -	\$ 695.76	\$ 1,105.43	\$ 69.36	\$ 22.20	\$ 1,013.87
McLeish, Andrew Charles & Heather Renea	53-09-02-400-003.085-015	2309	1A	N	\$ 309,900	\$ 140,715	\$ 169,185	\$ 1.5790	\$ 2.3198	\$ 2,576.56	\$ 3,653.35	\$ 391.43	\$ -	\$ 685.37	\$ 1,076.79	\$ 69.36	\$ 22.20	\$ 985.23
Whitney, Eric P & Amy	53-09-02-400-003.086-015	2309	1A	N	\$ 345,600	\$ 153,210	\$ 192,390	\$ 1.5790	\$ 2.3198	\$ 2,929.96	\$ 4,078.23	\$ 436.96	\$ -	\$ 711.31	\$ 1,148.27	\$ 69.36	\$ 22.20	\$ 1,056.71
Noorzad, Soraya & Ehsan	53-09-02-400-003.087-015	2309	1A	N	\$ 338,700	\$ 147,795	\$ 190,905	\$ 1.5790	\$ 2.3198	\$ 2,907.34	\$ 3,999.35	\$ 428.51	\$ -	\$ 663.50	\$ 1,092.01	\$ 69.36	\$ 22.20	\$ 1,000.45
Smallwood, Jennifer Lynn & Holmes, Wayne Alan	53-09-02-400-003.088-015	2309	1A	N	\$ 311,200	\$ 141,170	\$ 170,030	\$ 1.5790	\$ 2.3198	\$ 2,589.44	\$ 3,668.84	\$ 393.10	\$ -	\$ 686.30	\$ 1,079.40	\$ 69.36	\$ 22.20	\$ 987.84
Goode, Jeffrey L	53-09-02-400-003.089-015	2309	1A	N	\$ 324,000	\$ -	\$ 324,000	\$ 1.5790	\$ 2.3198	\$ 5,115.96	\$ 7,607.05	\$ 815.04	\$ -	\$ 1,676.05	\$ 2,491.09	\$ 69.36	\$ 22.20	\$ 2,399.53
Summers, Matthew & Tania	53-09-02-100-003.090-015	2309	1A	N	\$ 367,200	\$ 160,770	\$ 206,430	\$ 1.5790	\$ 2.3198	\$ 3,143.78	\$ 4,335.29	\$ 464.50	\$ -	\$ 727.01	\$ 1,191.51	\$ 69.36	\$ 22.20	\$ 1,099.95
Kolman, Bruce	53-09-02-100-003.091-015	2309	1A	N	\$ 295,300	\$ 135,605	\$ 159,695	\$ 1.5790	\$ 2.3198	\$ 2,432.04	\$ 3,479.59	\$ 372.81	\$ -	\$ 674.75	\$ 1,047.55	\$ 69.36	\$ 22.20	\$ 955.99
Mullis, Joshua W & Elizabeth P	53-09-02-100-003.092-015	2309	1A	N	\$ 311,100	\$ 141,135	\$ 169,965	\$ 1.5790	\$ 2.3198	\$ 2,588.44	\$ 3,667.64	\$ 392.97	\$ -	\$ 686.24	\$ 1,079.20	\$ 69.36	\$ 22.20	\$ 987.64
Hamilton, Joan	53-09-01-209-073.000-015		1A	N	\$ 176,800	\$ 108,130	\$ 68,670	\$ 1.5790	\$ 2.3198	\$ 656.52	\$ 669.65	\$ -	\$ -	\$ 13.13	\$ 13.13	\$ 69.36	\$ 14.76	\$ (70.99)
Dodds, Lana J	53-09-01-209-068.000-015		1A	N	\$ 149,300	\$ 84,505	\$ 64,795	\$ 1.5790	\$ 2.3198	\$ 986.78	\$ 1,623.69	\$ 173.96	\$ -	\$ 462.95	\$ 636.91	\$ 69.36	\$ 22.20	\$ 545.35
Mullis, Oran H & Kelly D	53-09-01-302-029.000-015		1A	N	\$ 125,000	\$ -	\$ 125,000	\$ 1.5790	\$ 2.3198	\$ 1,973.76	\$ 2,955.85	\$ 316.70	\$ -	\$ 665.39	\$ 982.09	\$ -	\$ -	\$ 982.09
Liberty Mall Shaw Family LLC	53-09-01-400-007.000-015		1A	N	\$ 2,603,700	\$ -	\$ 2,603,700	\$ 1.5790	\$ 2.3198	\$ 41,112.42	\$ 67,648.42	\$ 7,248.05	\$ -	\$ 19,287.96	\$ 26,536.00	\$ 69.36	\$ 22.20	\$ 26,444.44
BLT Indiana LLC	53-09-01-402-008.000-015		1A	N	\$ 6,249,200	\$ -	\$ 6,249,200	\$ 1.5790	\$ 2.3198	\$ 98,674.88	\$ 162,364.53	\$ 17,396.20	\$ -	\$ 46,293.45	\$ 63,689.65	\$ 69.36	\$ 37.08	\$ 63,583.21
GRD Bloomington In Biolife Holdings LLC	53-09-01-402-001.000-015	2317	1A	N	\$ 2,601,300	\$ -	\$ 2,601,300	\$ 1.5790	\$ 2.3198	\$ 41,074.52	\$ 67,586.07	\$ 7,241.36	\$ -	\$ 19,270.18	\$ 26,511.55	\$ 69.36	\$ 74.16	\$ 26,368.03
AM Bloomington, LLC	53-09-01-402-004.000-015	2074	1A	N	\$ 2,013,400	\$ -	\$ 2,013,400	\$ 1.5790	\$ 2.3198	\$ 31,791.60	\$ 52,311.46	\$ 5,604.80	\$ -	\$ 14,915.06	\$ 20,519.86	\$ 69.36	\$ 37.08	\$ 20,413.42
AM Bloomington, LLC	53-09-01-402-009.000-015	2074	1A	N	\$ 2,630,100	\$ -	\$ 2,630,100	\$ 1.5790	\$ 2.3198	\$ 41,529.28	\$ 68,334.34	\$ 7,321.54	\$ -	\$ 19,483.52	\$ 26,805.06	\$ 69.36	\$ 37.08	\$ 26,698.62
Zonabud LLC	53-09-01-402-019.000-015	2253	1A	N	\$ 411,400	\$ -	\$ 411,400	\$ 1.5790	\$ 2.3198	\$ 6,496.00	\$ 10,688.85	\$ 1,145.23	\$ -	\$ 3,047.62	\$ 4,192.85	\$ 69.36	\$ 74.16	\$ 4,049.33
Bloomington Technology Pk LLC	53-09-01-402-011.000-015		1A	N	\$ 10,300	\$ -	\$ 10,300	\$ 1.5790	\$ 2.3198	\$ 162.64	\$ 267.61	\$ 28.67	\$ -	\$ 76.30	\$ 104.97	\$ -	\$ -	\$ 104.97
Menard Inc	53-09-01-402-007.000-015		1A	N	\$ 9,248,800	\$ -	\$ 9,248,800	\$ 1.5790	\$ 2.3198	\$ 146,038.56	\$ 240,299.09	\$ 25,746.33	\$ -	\$ 68,514.20	\$ 94,260.53	\$ 69.36	\$ 74.16	\$ 94,117.01
Goodwill Industries Of Central In Inc	53-09-01-402-002.000-015		1A	N	\$ 1,099,200	\$ 1,099,200	\$ -	\$ 1.5790	\$ 2.3198	\$ -	\$ -	\$ -	\$ -	\$ -	\$ -	\$ 69.36	\$ 22.20	\$ (91.56)
Bloomington Tech Pk LLC	53-09-01-402-006.000-015		1A	N	\$ 6,200	\$ -	\$ 6,200	\$ 1.5790	\$ 2.3198	\$ 97.90	\$ 161.09	\$ 17.26	\$ -	\$ 45.93	\$ 63.19	\$ -	\$ -	\$ 63.19
Indiana University Health Bloomington Inc	53-09-01-402-013.000-015		1A	N	\$ 3,074,000	\$ 3,074,000	\$ -	\$ 1.5790	\$ 2.3198	\$ -	\$ -	\$ -	\$ -	\$ -	\$ -	\$ 69.36	\$ 37.08	\$ (106.44)
Hammond, James D Revocable Trust	53-09-01-402-010.000-015		1A	N	\$ 2,222,500	\$ -	\$ 2,222,500	\$ 1.5790	\$ 2.3198	\$ 35,093.28	\$ 57,744.22	\$ 6,186.88	\$ -	\$ 16,464.06	\$ 22,650.94	\$ -	\$ -	\$ 22,650.94
JML 1454 LLC	53-09-01-402-015.000-015		1A	N	\$ 2,035,300	\$ -	\$ 2,035,300	\$ 1.5790	\$ 2.3198	\$ 32,137.40	\$ 52,880.45	\$ 5,665.76	\$ -	\$ 15,077.29	\$ 20,743.05	\$ -	\$ -	\$ 20,743.05

City of Bloomington

Area #1A: South-West Annexation Area - Tax Impacts Analysis



Note (1): This section shows the inc/(dec) in tax bills due to differences between township fire protection rates and the Monroe Fire Protection District fire rate

Owner Name	Parcel #	Waiver	Annexation Area	AG	2020 Pay 2021 Gross AV	2020 Pay 2021 Deductions /Exemptions	2020 Pay 2021 NAV	Pre-Annex 2020 Pay 2021 Prop Tax Rate	Post-Annex Prop Tax Rate	Pre-Annex Tax Bill	Post-Annex Tax Bill	Net Tax Bill Increase Due Solely to AV Growth (12% - Aggregate over 4 years)	Net Tax Bill Increase Due to Difference Between Fire Rates (1)	Net Tax Bill Increase Due to Annexation	Total Post-Annexation Net Tax Bill Increase	Benefit 1 Yearly Sewer Bill Savings (@ 4000 Gal/Month)	Benefit 2 Yearly Fire Protection (Water Surcharge) Savings	Post-Annex Tax Bill Inc/(Dec) Net of Benefits
Bland Properties LLC	53-09-01-402-014.000-015	2104	1A	N	\$ 736,000	\$ -	\$ 736,000	\$ 1.5790	\$ 2.3198	\$ 11,621.44	\$ 19,122.49	\$ 2,048.84	\$ -	\$ 5,452.22	\$ 7,501.05	\$ 69.36	\$ 37.08	\$ 7,394.61
Liberty Drive Medical Office Facility LLC	53-09-01-402-017.000-015		1A	N	\$ 285,000	\$ -	\$ 285,000	\$ 1.5790	\$ 2.3198	\$ 4,500.16	\$ 7,404.77	\$ 793.37	\$ -	\$ 2,111.24	\$ 2,904.61	\$ -	\$ -	\$ 2,904.61
Tower Holdings LLC	53-09-01-402-018.000-015		1A	N	\$ 63,600	\$ -	\$ 63,600	\$ 1.5790	\$ 2.3198	\$ 1,004.24	\$ 1,652.43	\$ 177.05	\$ -	\$ 471.15	\$ 648.19	\$ 69.36	\$ 22.20	\$ 556.63
80 Bloom LLC	53-09-01-402-016.000-015	2167	1A	N	\$ 4,386,000	\$ -	\$ 4,386,000	\$ 1.5790	\$ 2.3198	\$ 69,254.94	\$ 113,955.52	\$ 12,209.52	\$ -	\$ 32,491.06	\$ 44,700.58	\$ 69.36	\$ 279.24	\$ 44,351.98
Lk Associates LLC	53-09-01-402-003.000-015	2098	1A	N	\$ 973,500	\$ -	\$ 973,500	\$ 1.5790	\$ 2.3198	\$ 15,371.56	\$ 25,293.14	\$ 2,709.98	\$ -	\$ 7,211.60	\$ 9,921.58	\$ 69.36	\$ 37.08	\$ 9,815.14
Jastrenski Holdings LLC	53-09-01-402-012.000-015	2097	1A	N	\$ 815,700	\$ -	\$ 815,700	\$ 1.5790	\$ 2.3198	\$ 12,879.90	\$ 21,193.23	\$ 2,270.70	\$ -	\$ 6,042.63	\$ 8,313.33	\$ 69.36	\$ 37.08	\$ 8,206.89
Lazarus LLC	53-09-01-400-001.000-015		1A	N	\$ 4,619,300	\$ -	\$ 4,619,300	\$ 1.5790	\$ 2.3198	\$ 72,938.76	\$ 120,017.04	\$ 12,858.97	\$ -	\$ 34,219.31	\$ 47,078.28	\$ -	\$ -	\$ 47,078.28
Ward, Warren Glen & Amanda C	53-09-01-209-012.000-015	1877	1A	N	\$ 156,900	\$ -	\$ 156,900	\$ 1.5790	\$ 2.3198	\$ 2,477.44	\$ 3,683.79	\$ 394.69	\$ -	\$ 811.65	\$ 1,206.35	\$ 69.36	\$ 14.76	\$ 1,122.23
Bluemountain LLC	53-09-01-209-070.000-015		1A	N	\$ 142,600	\$ -	\$ 142,600	\$ 1.5790	\$ 2.3198	\$ 2,251.64	\$ 3,348.04	\$ 358.72	\$ -	\$ 737.68	\$ 1,096.40	\$ 69.36	\$ 14.76	\$ 1,012.28
Bowlen, Maivereen A	53-09-01-209-028.000-015		1A	N	\$ 139,200	\$ 94,970	\$ 44,230	\$ 1.5790	\$ 2.3198	\$ 432.36	\$ 441.01	\$ -	\$ -	\$ 8.65	\$ 8.65	\$ 69.36	\$ 14.76	\$ (75.47)
Bruce, Roy Lawrence Jr & Amy	53-04-36-303-081.000-011		1A	N	\$ 172,500	\$ 92,625	\$ 79,875	\$ 1.7781	\$ 2.4986	\$ 1,366.56	\$ 1,932.00	\$ 207.00	\$ -	\$ 358.44	\$ 565.44	\$ 69.36	\$ 22.20	\$ 473.88
Slessinger, Louis E. Jr. & Barbara A.	53-04-36-303-107.000-011		1A	N	\$ 141,700	\$ 78,810	\$ 62,890	\$ 1.7781	\$ 2.4986	\$ 1,076.04	\$ 1,588.72	\$ 170.22	\$ -	\$ 342.46	\$ 512.68	\$ 69.36	\$ 22.20	\$ 421.12
Glass, Garry Steven II	53-04-36-303-010.000-011		1A	N	\$ 122,000	\$ 88,950	\$ 33,050	\$ 1.7781	\$ 2.4986	\$ 565.44	\$ 576.75	\$ -	\$ -	\$ 11.31	\$ 11.31	\$ 69.36	\$ 22.20	\$ (80.25)
Vaughan, Kenneth N	53-04-36-301-008.000-011		1A	N	\$ 117,700	\$ 73,445	\$ 44,255	\$ 1.7781	\$ 2.4986	\$ 757.14	\$ 1,191.63	\$ 127.68	\$ -	\$ 306.81	\$ 434.49	\$ 69.36	\$ 22.20	\$ 342.93
Tradeline Properties LLC	53-04-36-302-006.000-011		1A	N	\$ 115,700	\$ -	\$ 115,700	\$ 1.7781	\$ 2.4986	\$ 2,057.26	\$ 2,591.68	\$ 277.68	\$ -	\$ 256.74	\$ 534.42	\$ 69.36	\$ 22.20	\$ 442.86
Jamison, Norma D	53-04-36-303-059.000-011		1A	N	\$ 110,400	\$ 67,715	\$ 42,685	\$ 1.7781	\$ 2.4986	\$ 730.60	\$ 1,149.87	\$ 123.20	\$ -	\$ 296.07	\$ 419.27	\$ 69.36	\$ 22.20	\$ 327.71
Johnston, David K. & Karen S.	53-04-36-301-001.000-011		1A	N	\$ 114,800	\$ 83,430	\$ 31,370	\$ 1.7781	\$ 2.4986	\$ 275.96	\$ 281.48	\$ -	\$ -	\$ 5.52	\$ 5.52	\$ 69.36	\$ 22.20	\$ (86.04)
Gardner, Calvin A & Vera	53-04-36-303-070.000-011		1A	N	\$ 121,100	\$ 74,635	\$ 46,465	\$ 1.7781	\$ 2.4986	\$ 794.96	\$ 1,251.15	\$ 134.06	\$ -	\$ 322.13	\$ 456.19	\$ 69.36	\$ 22.20	\$ 364.63
Knipp, Joshua L & Rachel E	53-09-12-300-020.000-015		1A	N	\$ 158,900	\$ 84,225	\$ 74,675	\$ 1.5790	\$ 2.3198	\$ 1,141.40	\$ 1,878.11	\$ 201.23	\$ -	\$ 535.49	\$ 736.71	\$ 69.36	\$ 14.76	\$ 652.59
Linn, David C Revocable Trust w/life estate Linn, David Peter	53-09-01-202-019.000-015		1A	N	\$ 139,900	\$ -	\$ 139,900	\$ 1.5790	\$ 2.3198	\$ 2,209.02	\$ 3,284.65	\$ 351.93	\$ -	\$ 723.70	\$ 1,075.63	\$ 69.36	\$ 14.76	\$ 991.51
Aynes, Treva L	53-09-01-209-026.000-015		1A	N	\$ 158,200	\$ 101,620	\$ 56,580	\$ 1.5790	\$ 2.3198	\$ 861.68	\$ 878.91	\$ -	\$ -	\$ 17.23	\$ 17.23	\$ 69.36	\$ 14.76	\$ (66.89)
Meyers, Sara E	53-09-11-103-005.000-015	2448	1A	N	\$ 239,300	\$ 115,830	\$ 123,470	\$ 1.5790	\$ 2.3198	\$ 1,880.36	\$ 2,807.72	\$ 300.82	\$ -	\$ 626.54	\$ 927.36	\$ -	\$ -	\$ 927.36
Bedwell, Gary & Glenda	53-09-11-103-004.000-015	2448	1A	N	\$ 195,800	\$ 97,780	\$ 98,020	\$ 1.5790	\$ 2.3198	\$ 1,492.78	\$ 2,298.67	\$ 246.28	\$ -	\$ 559.61	\$ 805.89	\$ -	\$ -	\$ 805.89
Hamman, Sean A & Jami L	53-09-11-103-002.000-015	2448	1A	N	\$ 223,600	\$ 110,510	\$ 113,090	\$ 1.5790	\$ 2.3198	\$ 1,722.28	\$ 2,626.30	\$ 281.39	\$ -	\$ 622.63	\$ 904.02	\$ -	\$ -	\$ 904.02
Conder, James I & Sheryl L	53-09-11-103-013.000-015		1A	N	\$ 296,000	\$ 134,590	\$ 161,410	\$ 1.5790	\$ 2.3198	\$ 2,458.48	\$ 3,463.91	\$ 371.13	\$ -	\$ 634.30	\$ 1,005.43	\$ -	\$ -	\$ 1,005.43
Rohde, Jase M & Rachel R	53-09-11-103-017.000-015	1978	1A	N	\$ 228,600	\$ 112,260	\$ 116,340	\$ 1.5790	\$ 2.3198	\$ 1,771.78	\$ 2,685.80	\$ 287.77	\$ -	\$ 626.26	\$ 914.02	\$ -	\$ -	\$ 914.02
Kelmer, Michele M & Kaposonore, Victor	53-09-11-103-018.000-015	1978	1A	N	\$ 246,800	\$ 118,455	\$ 128,345	\$ 1.5790	\$ 2.3198	\$ 1,954.60	\$ 2,896.98	\$ 310.38	\$ -	\$ 632.00	\$ 942.38	\$ -	\$ -	\$ 942.38
Suttle, Anthony A & Caroline L	53-09-11-103-015.000-015	2066	1A	N	\$ 254,900	\$ 119,645	\$ 135,255	\$ 1.5790	\$ 2.3198	\$ 2,061.08	\$ 2,997.32	\$ 321.15	\$ -	\$ 615.09	\$ 936.24	\$ -	\$ -	\$ 936.24
French, Danny R & Jennifer J	53-09-11-103-003.000-015	2073	1A	N	\$ 217,100	\$ 107,920	\$ 109,180	\$ 1.5790	\$ 2.3198	\$ 1,662.72	\$ 2,539.21	\$ 272.07	\$ -	\$ 604.42	\$ 876.49	\$ -	\$ -	\$ 876.49
Warren, Eric W & Barbara L	53-09-11-103-006.000-015	2088	1A	N	\$ 269,800	\$ 126,155	\$ 143,645	\$ 1.5790	\$ 2.3198	\$ 2,187.60	\$ 3,159.88	\$ 338.55	\$ -	\$ 633.73	\$ 972.28	\$ -	\$ -	\$ 972.28
Gafford, Forest & Veronica	53-09-11-103-007.000-015	2020	1A	N	\$ 244,100	\$ 117,685	\$ 126,415	\$ 1.5790	\$ 2.3198	\$ 1,925.20	\$ 2,870.27	\$ 307.53	\$ -	\$ 637.54	\$ 945.07	\$ -	\$ -	\$ 945.07
Clark, Benjamin J & Marsha Ann	53-09-11-103-008.000-015	2048	1A	N	\$ 217,100	\$ 133,125	\$ 83,975	\$ 1.5790	\$ 2.3198	\$ 1,278.88	\$ 2,104.33	\$ 225.46	\$ -	\$ 599.98	\$ 825.45	\$ -	\$ -	\$ 825.45
Kunz, Troy A	53-09-11-103-016.000-015	2021	1A	N	\$ 237,600	\$ 115,410	\$ 122,190	\$ 1.5790	\$ 2.3198	\$ 1,860.86	\$ 2,792.91	\$ 299.24	\$ -	\$ 632.81	\$ 932.05	\$ -	\$ -	\$ 932.05
Treecce, Cherrie Y	53-09-11-102-022.000-015	1924	1A	N	\$ 227,600	\$ 111,910	\$ 115,690	\$ 1.5790	\$ 2.3198	\$ 1,761.88	\$ 2,673.90	\$ 286.49	\$ -	\$ 625.53	\$ 912.02	\$ -	\$ -	\$ 912.02
Koontz, Martha Evelyn	53-09-01-209-015.000-015		1A	N	\$ 137,100	\$ 116,195	\$ 20,905	\$ 1.5790	\$ 2.3198	\$ 156.02	\$ 523.87	\$ 56.14	\$ -	\$ 311.71	\$ 367.85	\$ 69.36	\$ 14.76	\$ 283.73
Clark, Gary D. & Deborah Lea	53-09-01-300-042.000-015		1A	N	\$ 294,800	\$ 110,455	\$ 184,345	\$ 1.5790	\$ 2.3198	\$ 2,868.64	\$ 4,716.60	\$ 505.36	\$ -	\$ 1,342.60	\$ 1,847.96	\$ 69.36	\$ 37.08	\$ 1,741.52
Public Investment Corp	53-09-01-300-001.001-015		1A	N	\$ 1,060,100	\$ -	\$ 1,060,100	\$ 1.5790	\$ 2.3198	\$ 16,738.98	\$ 24,889.62	\$ 2,666.75	\$ -	\$ 5,483.90	\$ 8,150.64	\$ -	\$ -	\$ 8,150.64
Cox, Tony & Amy L	53-09-01-211-023.000-015		1A	N	\$ 139,700	\$ 81,040	\$ 58,660	\$ 1.5790	\$ 2.3198	\$ 893.36	\$ 1,469.96	\$ 157.49	\$ -	\$ 419.11	\$ 576.60	\$ -	\$ -	\$ 576.60
Clark, Gary D & Deborah Lea	53-09-01-300-026.000-015		1A	N	\$ 95,800	\$ -	\$ 95,800	\$ 1.5790	\$ 2.3198	\$ 1,512.68	\$ 2,258.26	\$ 241.96	\$ -	\$ 503.62	\$ 745.58	\$ 69.36	\$ 14.76	\$ 661.46
Whaley, Rex D	53-09-01-209-017.000-015		1A	N	\$ 123,400	\$ 75,440	\$ 47,960	\$ 1.5790	\$ 2.3198	\$ 730.40	\$ 1,201.83	\$ 128.76	\$ -	\$ 342.67	\$ 471.43	\$ 69.36	\$ 14.76	\$ 387.31
Johnson, Talia L	53-09-01-209-035.000-015		1A	N	\$ 124,300	\$ 75,265	\$ 49,035	\$ 1.5790	\$ 2.3198	\$ 746.76	\$ 1,228.76	\$ 131.65	\$ -	\$ 350.35	\$ 482.00	\$ 69.36	\$ 22.20	\$ 390.44
Ayers, Morris Dean	53-09-01-211-002.000-015		1A	N	\$ 120,400	\$ 74,390	\$ 46,010	\$ 1.5790	\$ 2.3198	\$ 700.70	\$ 1,152.96	\$ 123.53	\$ -	\$ 328.73	\$ 452.26	\$ 69.36	\$ 14.76	\$ 368.14
Ward, Robert J & Kathy S	53-09-02-200-007.001-015		1A	N	\$ 194,600	\$ 114,360	\$ 80,240	\$ 1.5790	\$ 2.3198	\$ 1,044.76	\$ 1,065.66	\$ -	\$ -	\$ 20.90	\$ 20.90	\$ 69.36	\$ 22.20	\$ (70.66)
Totten, Chloe Rose; Armstrong, Matthew Kenneth	53-09-02-200-122.000-015	1510	1A	N	\$ 212,700	\$ 106,695	\$ 106,005	\$ 1.5790	\$ 2.3198	\$ 1,614.38	\$ 2,496.58	\$ 267.50	\$ -	\$ 614.70	\$ 882.20	\$ 69.36	\$ 22.20	\$ 790.64
Pitkin/Larsen Living Trust	53-09-02-200-003.001-015	1509	1A	N	\$ 179,600	\$ -	\$ 179,600	\$ 1.5790	\$ 2.3198	\$ 2,835.88	\$ 4,216.75	\$ 451.79	\$ -	\$ 929.07	\$ 1,380.87	\$ 69.36	\$ 22.20	\$ 1,289.31
Montgomery, Patrick J & Angela R	53-09-02-200-108.000-015	1510	1A	N	\$ 192,900	\$ 99,765	\$ 93,135	\$ 1.5790	\$ 2.3198	\$ 1,418.38	\$ 2,260.93	\$ 242.24	\$ -	\$ 600.31	\$ 842.55	\$ 69.36	\$ 22.20	\$ 750.99
Alfonso, Melchor K	53-09-02-200-120.000-015	1510	1A	N	\$ 172,600	\$ 92,660	\$ 79,940	\$ 1.5790	\$ 2.3198	\$ 1,217.44	\$ 2,003.23	\$ 214.64	\$ -	\$ 571.15	\$ 785.79	\$ 69.36	\$ 22.20	\$ 694.23
Mason, Kyle A; Mobilian, Courtney	53-09-02-200-130.000-015	1528	1A	N	\$ 162,700	\$ 89,195	\$ 73,505	\$ 1.5790	\$ 2.3198	\$ 1,119.42	\$ 1,841.96	\$ 197.36	\$ -	\$ 525.18	\$ 722.54	\$ -	\$ -	\$ 722.54
Comingore, Patricia	53-09-02-200-037.000-015	1529	1A	N	\$ 169,500	\$ 91,575	\$ 77,925	\$ 1.5790	\$ 2.3198	\$ 1,186.76	\$ 1,952.73	\$ 209.22	\$ -	\$ 556.75	\$ 765.97	\$ -	\$ -	\$ 765.97
Condes, Samuel C	53-09-02-200-058.000-015	1509	1A	N	\$ 201,700	\$ 102,845	\$ 98,855	\$ 1.5790	\$ 2.3198	\$ 1,505.48	\$ 2,365.67	\$ 253.47	\$ -	\$ 606.72	\$ 860.19	\$ -	\$ -	\$ 860.19
Valdez, Richard & Derrelyn	53-09-02-200-099.000-015	1822	1A	N	\$ 223,700	\$ 110,545	\$ 113,155	\$ 1.5790	\$ 2.3198	\$ 1,723.28	\$ 2,627.49	\$ 281.52	\$ -	\$ 622.69	\$ 904.21	\$ -	\$ -	\$ 904.21

City of Bloomington

Area #1A: South-West Annexation Area - Tax Impacts Analysis

Note (1): This section shows the inc/(dec) in tax bills due to differences between township fire protection rates and the Monroe Fire Protection District fire rate

Owner Name	Parcel #	Waiver	Annexation Area	AG	2020 Pay 2021 Gross AV	2020 Pay 2021 Deductions /Exemptions	2020 Pay 2021 NAV	Pre-Annex 2020 Pay 2021 Prop Tax Rate	Post-Annex Prop Tax Rate	Pre-Annex Tax Bill	Post-Annex Tax Bill	Net Tax Bill Increase Due Solely to AV Growth (12% - Aggregate over 4 years)	Net Tax Bill Increase Due to Difference Between Fire Rates (1)	Net Tax Bill Increase Due to Annexation	Total Post-Annexation Net Tax Bill Increase	Benefit 1 Yearly Sewer Bill Savings (@ 4000 Gal/Month)	Benefit 2 Yearly Fire Protection (Water Surcharge) Savings	Post-Annex Tax Bill Inc/(Dec) Net of Benefits
Hamilton, Melissa M	53-09-02-200-010.001-015	2037	1A	N	\$ 200,400	\$ 102,390	\$ 98,010	\$ 1.5790	\$ 2.3198	\$ 1,492.62	\$ 2,350.19	\$ 251.80	\$ -	\$ 605.76	\$ 857.57	\$ -	\$ -	\$ 857.57
Crenshaw, Cidella R	53-09-02-200-011.000-015	1586	1A	N	\$ 178,900	\$ 94,865	\$ 84,035	\$ 1.5790	\$ 2.3198	\$ 1,279.80	\$ 2,094.31	\$ 224.39	\$ -	\$ 590.13	\$ 814.51	\$ 69.36	\$ 22.20	\$ 722.95
Balogun, Yunusa A & Aishat O	53-09-02-200-100.000-015	1528	1A	N	\$ 206,300	\$ 104,455	\$ 101,845	\$ 1.5790	\$ 2.3198	\$ 1,551.02	\$ 2,420.40	\$ 259.32	\$ -	\$ 610.06	\$ 869.38	\$ 69.36	\$ 22.20	\$ 777.82
Dye, Michael	53-09-02-200-044.000-015		1A	N	\$ 163,200	\$ 89,370	\$ 73,830	\$ 1.5790	\$ 2.3198	\$ 1,124.38	\$ 1,850.11	\$ 198.23	\$ -	\$ 527.50	\$ 725.73	\$ 69.36	\$ 22.20	\$ 634.17
Ziegler, Kevin Kenneth	53-09-02-200-164.000-015	1559	1A	N	\$ 165,100	\$ 114,995	\$ 50,105	\$ 1.5790	\$ 2.3198	\$ 763.06	\$ 1,255.58	\$ 134.53	\$ -	\$ 357.99	\$ 492.52	\$ 69.36	\$ 22.20	\$ 400.96
American Homes 4 Rent Properties Six LLC	53-09-02-200-048.000-015	1586	1A	N	\$ 183,200	\$ -	\$ 183,200	\$ 1.5790	\$ 2.3198	\$ 2,892.72	\$ 4,301.27	\$ 460.85	\$ -	\$ 947.70	\$ 1,408.55	\$ 69.36	\$ 22.20	\$ 1,316.99
Robinson, Neil A & Katherine E	53-09-02-200-123.000-015	1528	1A	N	\$ 174,500	\$ 93,325	\$ 81,175	\$ 1.5790	\$ 2.3198	\$ 1,236.24	\$ 2,034.16	\$ 217.95	\$ -	\$ 579.97	\$ 797.92	\$ 69.36	\$ 22.20	\$ 706.36
Raderstorf, Kenneth F III	53-09-02-200-165.000-015		1A	N	\$ 171,100	\$ 92,135	\$ 78,965	\$ 1.5790	\$ 2.3198	\$ 1,202.58	\$ 1,978.79	\$ 212.02	\$ -	\$ 564.19	\$ 776.21	\$ 69.36	\$ 22.20	\$ 684.65
Dunn, R Thomas Jr & Annamarie	53-09-02-200-141.000-015		1A	N	\$ 171,600	\$ 3,000	\$ 168,600	\$ 1.5790	\$ 2.3198	\$ 2,662.20	\$ 4,025.69	\$ 431.32	\$ -	\$ 932.16	\$ 1,363.49	\$ 69.36	\$ 22.20	\$ 1,271.93
Patton, Fred N	53-09-02-200-162.000-015	1528	1A	N	\$ 182,100	\$ 95,880	\$ 86,220	\$ 1.5790	\$ 2.3198	\$ 1,313.06	\$ 2,129.14	\$ 228.11	\$ -	\$ 587.97	\$ 816.08	\$ 69.36	\$ 22.20	\$ 724.52
Patterson, Monica E	53-09-02-200-043.000-015	1529	1A	N	\$ 160,500	\$ 88,425	\$ 72,075	\$ 1.5790	\$ 2.3198	\$ 1,097.64	\$ 1,806.13	\$ 193.51	\$ -	\$ 514.98	\$ 708.49	\$ 69.36	\$ 22.20	\$ 616.93
Andrew, Elizabeth R	53-09-02-200-085.000-015	1528	1A	N	\$ 164,100	\$ 89,685	\$ 74,415	\$ 1.5790	\$ 2.3198	\$ 1,133.28	\$ 1,864.76	\$ 199.80	\$ -	\$ 531.68	\$ 731.48	\$ 69.36	\$ 22.20	\$ 639.92
McPherson, Steven M; Tymoski, Theresa	53-09-02-200-145.000-015		1A	N	\$ 181,200	\$ 92,670	\$ 88,530	\$ 1.5790	\$ 2.3198	\$ 1,348.24	\$ 2,124.93	\$ 227.68	\$ -	\$ 549.01	\$ 776.69	\$ 69.36	\$ 22.20	\$ 685.13
Lefler, Gregory Sean	53-09-02-200-008.001-015	1509	1A	N	\$ 212,900	\$ 106,765	\$ 106,135	\$ 1.5790	\$ 2.3198	\$ 1,616.36	\$ 2,498.95	\$ 267.74	\$ -	\$ 614.85	\$ 882.59	\$ 69.36	\$ 22.20	\$ 791.03
State Of Indiana	53-09-12-300-002.000-015		1A	N	\$ -	\$ -	\$ -	\$ 1.5790	\$ 2.3198	\$ -	\$ -	\$ -	\$ -	\$ -	\$ -	\$ -	\$ -	\$ -
Li, Changjing & Yang, Jinjin	53-09-02-100-003.093-015	2309	1A	N	\$ 460,600	\$ 193,460	\$ 267,140	\$ 1.5790	\$ 2.3198	\$ 4,068.36	\$ 5,446.85	\$ 583.59	\$ -	\$ 794.90	\$ 1,378.49	\$ 69.36	\$ 22.20	\$ 1,286.93
Evans, James Wesley & Shirree Alexandra	53-09-02-100-003.094-015	2309	1A	N	\$ 381,300	\$ 165,705	\$ 215,595	\$ 1.5790	\$ 2.3198	\$ 3,283.36	\$ 4,503.08	\$ 482.47	\$ -	\$ 737.26	\$ 1,219.72	\$ 69.36	\$ 22.20	\$ 1,128.16
Atkinson, Kyle R & Hensler, Pamela J	53-09-02-100-003.095-015	2309	1A	N	\$ 358,000	\$ 157,550	\$ 200,450	\$ 1.5790	\$ 2.3198	\$ 3,052.72	\$ 4,225.80	\$ 452.76	\$ -	\$ 720.31	\$ 1,173.08	\$ 69.36	\$ 22.20	\$ 1,081.52
Berg, Carolyn J	53-09-02-100-003.096-015	2309	1A	N	\$ 335,800	\$ 149,780	\$ 186,020	\$ 1.5790	\$ 2.3198	\$ 2,832.96	\$ 3,961.59	\$ 424.45	\$ -	\$ 704.18	\$ 1,128.63	\$ 69.36	\$ 22.20	\$ 1,037.07
Norbu, Lhundup N. & Taylor-Norbu, Theresa L.	53-09-02-100-003.097-015	2309	1A	N	\$ 330,000	\$ 147,750	\$ 182,250	\$ 1.5790	\$ 2.3198	\$ 2,775.54	\$ 3,892.57	\$ 417.06	\$ -	\$ 699.97	\$ 1,117.03	\$ 69.36	\$ 22.20	\$ 1,025.47
Shaw, David A & Margaret A	53-09-02-100-003.098-015	2309	1A	N	\$ 425,900	\$ 181,315	\$ 244,585	\$ 1.5790	\$ 2.3198	\$ 3,724.84	\$ 5,033.88	\$ 539.34	\$ -	\$ 769.70	\$ 1,309.04	\$ 69.36	\$ 22.20	\$ 1,217.48
Serrano-Vargas, Heidi & Rodriguez-Colon, Edwin Omar	53-09-02-100-003.099-015	2309	1A	N	\$ 332,600	\$ 148,660	\$ 183,940	\$ 1.5790	\$ 2.3198	\$ 2,801.28	\$ 3,923.51	\$ 420.38	\$ -	\$ 701.85	\$ 1,122.23	\$ 69.36	\$ 22.20	\$ 1,030.67
Sherman, William & Sheryl	53-09-02-400-003.184-015	2309	1A	N	\$ 282,200	\$ 131,020	\$ 151,180	\$ 1.5790	\$ 2.3198	\$ 2,302.36	\$ 3,323.70	\$ 356.12	\$ -	\$ 665.23	\$ 1,021.34	\$ 69.36	\$ 22.20	\$ 929.78
Alexander, Rudolph & Kimberly Braun	53-09-02-400-003.185-015	2309	1A	N	\$ 306,400	\$ 189,410	\$ 116,990	\$ 1.5790	\$ 2.3198	\$ 1,781.68	\$ 2,931.66	\$ 314.11	\$ -	\$ 835.87	\$ 1,149.98	\$ -	\$ -	\$ 1,149.98
Foley, Paul Michael III	53-09-02-400-003.186-015	2309	1A	N	\$ 326,800	\$ 146,630	\$ 180,170	\$ 1.5790	\$ 2.3198	\$ 2,743.84	\$ 3,854.48	\$ 412.97	\$ -	\$ 697.66	\$ 1,110.64	\$ 69.36	\$ 22.20	\$ 1,019.08
Means, William John & Elise H	53-09-02-400-003.187-015	2309	1A	N	\$ 329,900	\$ 147,715	\$ 182,185	\$ 1.5790	\$ 2.3198	\$ 2,774.54	\$ 3,891.37	\$ 416.93	\$ -	\$ 699.90	\$ 1,116.83	\$ 69.36	\$ 22.20	\$ 1,025.27
Snider, Adam P & Bailey E	53-09-02-400-003.188-015	2309	1A	N	\$ 317,000	\$ 143,200	\$ 173,800	\$ 1.5790	\$ 2.3198	\$ 2,646.84	\$ 3,737.85	\$ 400.48	\$ -	\$ 690.53	\$ 1,091.01	\$ -	\$ -	\$ 1,091.01
Crespo, William F	53-09-02-400-003.189-015	2309	1A	N	\$ 314,800	\$ 139,430	\$ 175,370	\$ 1.5790	\$ 2.3198	\$ 2,670.76	\$ 3,714.90	\$ 398.02	\$ -	\$ 646.12	\$ 1,044.14	\$ 69.36	\$ 22.20	\$ 952.58
Zoh, Roger & Tekwe, Dwele Carmen	53-09-02-400-003.190-015	2309	1A	N	\$ 321,000	\$ 169,560	\$ 151,440	\$ 1.5790	\$ 2.3198	\$ 2,306.32	\$ 3,758.54	\$ 402.70	\$ -	\$ 1,049.52	\$ 1,452.22	\$ 69.36	\$ 22.20	\$ 1,360.66
Jedlicka, Jason	53-09-02-400-003.191-015	2309	1A	N	\$ 335,100	\$ 149,535	\$ 185,565	\$ 1.5790	\$ 2.3198	\$ 2,826.02	\$ 3,953.27	\$ 423.57	\$ -	\$ 703.68	\$ 1,127.25	\$ 69.36	\$ 22.20	\$ 1,035.69
Stonechase Homeowners Association, Inc	53-09-02-100-303.094-015	2309	1A	N	\$ -	\$ -	\$ -	\$ 1.5790	\$ 2.3198	\$ -	\$ -	\$ -	\$ -	\$ -	\$ -	\$ -	\$ -	\$ -
Stonechase Homeowners Association, Inc	53-09-02-400-003.096-015	2309	1A	N	\$ -	\$ -	\$ -	\$ 1.5790	\$ 2.3198	\$ -	\$ -	\$ -	\$ -	\$ -	\$ -	\$ -	\$ -	\$ -
Ping, Robert E	53-09-01-212-005.000-015		1A	N	\$ 139,600	\$ 92,110	\$ 47,490	\$ 1.5790	\$ 2.3198	\$ 389.28	\$ 397.07	\$ -	\$ -	\$ 7.79	\$ 7.79	\$ 69.36	\$ 14.76	\$ (76.33)
Howell, Monty & Sharon	53-09-01-209-054.000-015		1A	N	\$ 149,700	\$ 84,645	\$ 65,055	\$ 1.5790	\$ 2.3198	\$ 990.74	\$ 1,630.22	\$ 174.67	\$ -	\$ 464.80	\$ 639.48	\$ 69.36	\$ 14.76	\$ 555.36
Wallace, Carol Ann	53-09-01-211-033.000-015		1A	N	\$ 136,500	\$ 80,025	\$ 56,475	\$ 1.5790	\$ 2.3198	\$ 860.08	\$ 1,415.20	\$ 151.63	\$ -	\$ 403.49	\$ 555.12	\$ 69.36	\$ 14.76	\$ 471.00
Liberty Business Park LLC	53-01-61-955-002.000-015	2443	1A	N	\$ 1,670,600	\$ -	\$ 1,670,600	\$ 1.5790	\$ 2.3198	\$ 26,378.76	\$ 43,404.95	\$ 4,650.53	\$ -	\$ 12,375.66	\$ 17,026.19	\$ 69.36	\$ 478.32	\$ 16,478.51
Woodson Davis Bloomington LLC	53-01-61-955-003.000-015	2474	1A	N	\$ 4,260,200	\$ 4,260,200	\$ -	\$ 1.5790	\$ 2.3198	\$ -	\$ -	\$ -	\$ -	\$ -	\$ -	\$ -	\$ -	\$ -
Bryan Rental Inc	53-09-01-400-006.000-015		1A	N	\$ 1,216,100	\$ -	\$ 1,216,100	\$ 1.5790	\$ 2.3198	\$ 19,202.22	\$ 31,596.29	\$ 3,385.32	\$ -	\$ 9,008.75	\$ 12,394.07	\$ 69.36	\$ 37.08	\$ 12,287.63
Sharpe, Richard C & Mary F Trust	53-09-01-209-043.000-015	1839	1A	N	\$ 196,800	\$ 101,130	\$ 95,670	\$ 1.5790	\$ 2.3198	\$ 1,457.00	\$ 2,307.34	\$ 247.21	\$ -	\$ 603.13	\$ 850.34	\$ 69.36	\$ 14.76	\$ 766.22
Hogue, James Eugene & Annie Michelle	53-09-01-209-006.000-015		1A	N	\$ 161,200	\$ 88,670	\$ 72,530	\$ 1.5790	\$ 2.3198	\$ 1,104.58	\$ 1,817.54	\$ 194.74	\$ -	\$ 518.21	\$ 712.96	\$ 69.36	\$ 14.76	\$ 628.84
State of Indiana	53-05-31-101-036.000-004		1A	N	\$ -	\$ -	\$ -	\$ 1.5403	\$ 2.2811	\$ -	\$ -	\$ -	\$ -	\$ -	\$ -	\$ -	\$ -	\$ -
Stonelake Corp	53-05-29-100-018.002-004	2291	1A	N	\$ 65,200	\$ -	\$ 65,200	\$ 1.5403	\$ 2.2811	\$ 1,004.28	\$ 1,665.74	\$ 178.47	\$ -	\$ 482.99	\$ 661.46	\$ -	\$ -	\$ 661.46
Hermann, Kenneth F & Denise M	53-05-29-100-018.033-004		1A	N	\$ 256,500	\$ 122,025	\$ 134,475	\$ 1.5403	\$ 2.2811	\$ 1,997.88	\$ 3,017.84	\$ 323.34	\$ -	\$ 696.62	\$ 1,019.96	\$ -	\$ -	\$ 1,019.96
Andrews, Frederick Trust, (1/2 interest); Andrews, Sereta Trust, (1/2 interest)	53-05-29-100-018.034-004		1A	N	\$ 256,500	\$ 119,025	\$ 137,475	\$ 1.5403	\$ 2.2811	\$ 2,042.46	\$ 3,021.08	\$ 323.69	\$ -	\$ 654.93	\$ 978.62	\$ -	\$ -	\$ 978.62
Stonelake Homes LLC	53-05-29-100-018.035-004		1A	N	\$ 1,900	\$ -	\$ 1,900	\$ 1.5403	\$ 2.2811	\$ 29.28	\$ 48.54	\$ 5.20	\$ -	\$ 14.06	\$ 19.26	\$ -	\$ -	\$ 19.26

City of Bloomington

Area #1A: South-West Annexation Area - Tax Impacts Analysis

Note (1): This section shows the inc/(dec) in tax bills due to differences between township fire protection rates and the Monroe Fire Protection District fire rate

Owner Name	Parcel #	Waiver	Annexation Area	AG	2020 Pay 2021 Gross AV	2020 Pay 2021 Deductions /Exemptions	2020 Pay 2021 NAV	Pre-Annex 2020 Pay 2021 Prop Tax Rate	Post-Annex Prop Tax Rate	Pre-Annex Tax Bill	Post-Annex Tax Bill	Net Tax Bill Increase Due Solely to AV Growth (12% - Aggregate over 4 years)	Net Tax Bill Increase Due to Difference Between Fire Rates (1)	Net Tax Bill Increase Due to Annexation	Total Post-Annexation Net Tax Bill Increase	Benefit 1 Yearly Sewer Bill Savings (@ 4000 Gal/Month)	Benefit 2 Yearly Fire Protection (Water Surcharge) Savings	Post-Annex Tax Bill Inc/(Dec) Net of Benefits
Stonelake Homes LLC	53-05-29-100-018.036-004		1A	N	\$ 1,900	\$ -	\$ 1,900	\$ 1.5403	\$ 2.2811	\$ 29.28	\$ 48.54	\$ 5.20	\$ -	\$ 14.06	\$ 19.26	\$ -	\$ -	\$ 19.26
Doyle, Albert L & Connie	53-05-29-100-018.041-004		1A	N	\$ 252,100	\$ 117,485	\$ 134,615	\$ 1.5403	\$ 2.2811	\$ 1,999.96	\$ 2,968.71	\$ 318.08	\$ -	\$ 650.67	\$ 968.75	\$ -	\$ -	\$ 968.75
Hunter, Jordan J; Hunter, David R	53-05-29-100-018.042-004		1A	N	\$ 272,300	\$ 127,555	\$ 144,745	\$ 1.5403	\$ 2.2811	\$ 2,150.48	\$ 3,205.87	\$ 343.48	\$ -	\$ 711.91	\$ 1,055.39	\$ -	\$ -	\$ 1,055.39
Sitzes, Glenn D & Pamela A	53-05-29-100-018.043-004		1A	N	\$ 259,100	\$ 122,935	\$ 136,165	\$ 1.5403	\$ 2.2811	\$ 2,023.00	\$ 3,048.79	\$ 326.66	\$ -	\$ 699.13	\$ 1,025.79	\$ -	\$ -	\$ 1,025.79
Gierke, Brenda Jean	53-05-29-100-018.044-004		1A	N	\$ 259,100	\$ 122,935	\$ 136,165	\$ 1.5403	\$ 2.2811	\$ 2,023.00	\$ 3,048.79	\$ 326.66	\$ -	\$ 699.13	\$ 1,025.79	\$ -	\$ -	\$ 1,025.79
Stonelake Homes LLC	53-05-29-100-018.045-004		1A	N	\$ 1,900	\$ -	\$ 1,900	\$ 1.5403	\$ 2.2811	\$ 29.28	\$ 48.54	\$ 5.20	\$ -	\$ 14.06	\$ 19.26	\$ -	\$ -	\$ 19.26
Stonelake Homes LLC	53-05-29-100-018.046-004		1A	N	\$ 1,900	\$ -	\$ 1,900	\$ 1.5403	\$ 2.2811	\$ 29.28	\$ 48.54	\$ 5.20	\$ -	\$ 14.06	\$ 19.26	\$ -	\$ -	\$ 19.26
Stonelake Homes LLC	53-05-29-100-018.047-004		1A	N	\$ 1,900	\$ -	\$ 1,900	\$ 1.5403	\$ 2.2811	\$ 29.28	\$ 48.54	\$ 5.20	\$ -	\$ 14.06	\$ 19.26	\$ -	\$ -	\$ 19.26
Stonelake Homes LLC	53-05-29-100-018.048-004		1A	N	\$ 1,900	\$ -	\$ 1,900	\$ 1.5403	\$ 2.2811	\$ 29.28	\$ 48.54	\$ 5.20	\$ -	\$ 14.06	\$ 19.26	\$ -	\$ -	\$ 19.26
Stonelake Homes LLC	53-05-29-100-018.049-004		1A	N	\$ 1,900	\$ -	\$ 1,900	\$ 1.5403	\$ 2.2811	\$ 29.28	\$ 48.54	\$ 5.20	\$ -	\$ 14.06	\$ 19.26	\$ -	\$ -	\$ 19.26
Stonelake Homes LLC	53-05-29-100-018.050-004		1A	N	\$ 1,900	\$ -	\$ 1,900	\$ 1.5403	\$ 2.2811	\$ 29.28	\$ 48.54	\$ 5.20	\$ -	\$ 14.06	\$ 19.26	\$ -	\$ -	\$ 19.26
Engle, Timothy J & Tina J	53-05-29-100-018.051-004		1A	N	\$ 144,600	\$ 82,860	\$ 61,740	\$ 1.5403	\$ 2.2811	\$ 917.26	\$ 1,521.42	\$ 163.01	\$ -	\$ 441.15	\$ 604.16	\$ -	\$ -	\$ 604.16
Stogdill, Jeffrey Scott & Tonya Augusta	53-05-29-100-018.052-004		1A	N	\$ 144,300	\$ 82,755	\$ 61,545	\$ 1.5403	\$ 2.2811	\$ 914.36	\$ 1,516.61	\$ 162.49	\$ -	\$ 439.76	\$ 602.25	\$ -	\$ -	\$ 602.25
Trinity Reformed Church of Bloomington, Indiana Inc.	53-09-11-400-006.006-015	2373	1A	N	\$ 3,200	\$ 3,200	\$ -	\$ 1.5790	\$ 2.3198	\$ -	\$ -	\$ -	\$ -	\$ -	\$ -	\$ -	\$ -	\$ -
Commercial Buildings LLC	53-04-36-401-001.002-011	2479	1A	N	\$ 427,500	\$ -	\$ 427,500	\$ 1.7781	\$ 2.4986	\$ 7,601.38	\$ 11,963.46	\$ 1,281.80	\$ -	\$ 3,080.28	\$ 4,362.08	\$ -	\$ -	\$ 4,362.08
3808 West Gifford Road LLC	53-09-01-300-033.002-015		1A	N	\$ 82,200	\$ -	\$ 82,200	\$ 1.5790	\$ 2.3198	\$ 1,297.92	\$ 1,981.75	\$ 212.33	\$ -	\$ 471.50	\$ 683.83	\$ -	\$ -	\$ 683.83
Hospitality House Inc	53-09-01-300-033.003-015		1A	N	\$ 199,100	\$ -	\$ 199,100	\$ 1.5790	\$ 2.3198	\$ 3,143.80	\$ 5,172.95	\$ 554.24	\$ -	\$ 1,474.90	\$ 2,029.15	\$ -	\$ -	\$ 2,029.15
3998 West Gifford Road LLC	53-09-01-300-033.004-015		1A	N	\$ 60,800	\$ -	\$ 60,800	\$ 1.5790	\$ 2.3198	\$ 960.04	\$ 1,427.50	\$ 152.95	\$ -	\$ 314.51	\$ 467.46	\$ -	\$ -	\$ 467.46
Board Of Commissioners Monroe County, The	53-04-36-100-030.000-011		1A	N	\$ -	\$ -	\$ -	\$ 1.7781	\$ 2.4986	\$ -	\$ -	\$ -	\$ -	\$ -	\$ -	\$ -	\$ -	\$ -

City of Bloomington

Area #1B: South-West Annexation Area - Tax Impacts Analysis

Note (1): This section shoes the inc/(dec) in tax bills due to differences between township fire protection rates and the Monroe Fire Protection District fire rate

Owner Name	Parcel #	Waiver	Annexation Area	AG	2020 Pay 2021 Gross AV	2020 Pay 2021 Deductions /Exemptions	2020 Pay 2021 NAV	Pre-Annex 2020 Pay 2021 Prop Tax Rate	Post-Annex Prop Tax Rate	Pre-Annex Tax Bill	Post-Annex Tax Bill	Net Tax Bill Increase Due Solely to AV Growth (12% - Aggregate over 4 years)	Net Tax Bill Increase Due to Difference Between Fire Rates (1)	Net Tax Bill Increase Due to Annexation	Total Post-Annexation Net Tax Bill Increase	Benefit 1 Yearly Sewer Bill Savings (@ 4000 Gal/Month)	Benefit 2 Yearly Fire Protection (Water Surcharge) Savings	Post-Annex Tax Bill Inc/(Dec) Net of Benefits
Drewes, James T	53-08-17-403-038.000-008		1B	N	\$ 161,100	\$ -	\$ 161,100	\$ 1.5437	\$ 2.2845	\$ 2,486.90	\$ 3,782.40	\$ 405.26	\$ -	\$ 890.24	\$ 1,295.50	\$ -	\$ -	\$ 1,295.50
Moberly, Brent A	53-08-17-403-037.000-008	1461	1B	N	\$ 132,900	\$ 75,765	\$ 57,135	\$ 1.5437	\$ 2.2845	\$ 850.72	\$ 1,410.04	\$ 151.07	\$ -	\$ 408.25	\$ 559.32	\$ -	\$ -	\$ 559.32
Lane, William G & Rosann	53-08-17-301-156.000-008	1985	1B	N	\$ 244,200	\$ 114,720	\$ 129,480	\$ 1.5437	\$ 2.2845	\$ 1,927.92	\$ 2,874.70	\$ 308.01	\$ -	\$ 638.77	\$ 946.78	\$ 69.36	\$ 22.20	\$ 855.22
Stautz, Robert W & Marsha L	53-08-20-200-002.000-008	2341	1B	N	\$ 380,600	\$ 190,420	\$ 190,180	\$ 1.5437	\$ 2.2845	\$ 2,831.72	\$ 4,467.85	\$ 478.71	\$ -	\$ 1,157.42	\$ 1,636.13	\$ -	\$ -	\$ 1,636.13
Larson, Kevin & Pearman, Dana	53-08-20-200-020.000-008	2342	1B	N	\$ 425,400	\$ 231,060	\$ 194,340	\$ 1.5437	\$ 2.2845	\$ 2,893.64	\$ 4,796.12	\$ 513.87	\$ -	\$ 1,388.61	\$ 1,902.48	\$ -	\$ -	\$ 1,902.48
Killion, Ricky M & Cheryl A	53-08-17-403-047.000-008		1B	N	\$ 168,400	\$ 91,190	\$ 77,210	\$ 1.5437	\$ 2.2845	\$ 1,149.64	\$ 1,905.47	\$ 204.15	\$ 359.11	\$ 551.68	\$ 755.83	\$ -	\$ -	\$ 755.83
Oyler, Samuel G	53-08-17-403-034.000-008		1B	N	\$ 160,000	\$ 88,250	\$ 71,750	\$ 1.5437	\$ 2.2845	\$ 1,068.32	\$ 1,770.73	\$ 189.72	\$ 333.72	\$ 512.69	\$ 702.41	\$ -	\$ -	\$ 702.41
Rifkowitz, Lewis	53-08-17-403-015.000-008		1B	N	\$ 139,700	\$ -	\$ 139,700	\$ 1.5437	\$ 2.2845	\$ 2,156.56	\$ 3,279.95	\$ 351.42	\$ -	\$ 771.97	\$ 1,123.39	\$ -	\$ -	\$ 1,123.39
Hartley, Cecilia A	53-08-17-403-023.000-008		1B	N	\$ 146,200	\$ 94,420	\$ 51,780	\$ 1.5437	\$ 2.2845	\$ 571.74	\$ 583.17	\$ -	\$ -	\$ 11.43	\$ 11.43	\$ -	\$ -	\$ 11.43
Tuttle, Angela Dee & Susan A Johnson	53-08-17-403-019.000-008		1B	N	\$ 121,700	\$ 71,845	\$ 49,855	\$ 1.5437	\$ 2.2845	\$ 742.32	\$ 1,230.38	\$ 131.83	\$ -	\$ 356.23	\$ 488.06	\$ -	\$ -	\$ 488.06
Barton, Michael	53-08-17-103-003.000-008		1B	N	\$ 149,600	\$ 81,610	\$ 67,990	\$ 1.5437	\$ 2.2845	\$ 1,012.34	\$ 1,677.93	\$ 179.78	\$ -	\$ 485.80	\$ 665.59	\$ 69.36	\$ 22.20	\$ 574.03
Hamilton, Paul D & Lindsey B	53-08-17-102-056.000-008		1B	N	\$ 187,000	\$ 92,940	\$ 94,060	\$ 1.5437	\$ 2.2845	\$ 1,406.32	\$ 2,303.31	\$ 246.78	\$ -	\$ 650.21	\$ 896.99	\$ 69.36	\$ 14.76	\$ 812.87
Morris, Jeffrey Michael & Radecki, Allana Janice	53-08-17-204-002.000-008		1B	N	\$ 133,200	\$ -	\$ 133,200	\$ 1.5437	\$ 2.2845	\$ 2,056.20	\$ 3,127.34	\$ 335.07	\$ -	\$ 736.07	\$ 1,071.14	\$ 69.36	\$ 22.20	\$ 979.58
Ingles Property Management LLC	53-08-17-402-003.000-008	1244	1B	N	\$ 129,400	\$ -	\$ 129,400	\$ 1.5437	\$ 2.2845	\$ 1,997.56	\$ 3,038.13	\$ 325.51	\$ -	\$ 715.05	\$ 1,040.57	\$ 69.36	\$ 22.20	\$ 949.01
Ratts, Larry D & Patterson, Karen A	53-08-17-101-008.000-008		1B	N	\$ 330,000	\$ 144,750	\$ 185,250	\$ 1.5437	\$ 2.2845	\$ 2,758.30	\$ 3,895.80	\$ 417.41	\$ -	\$ 720.10	\$ 1,137.50	\$ 69.36	\$ 14.76	\$ 1,053.38
Best, Tamara	53-08-17-102-057.000-008		1B	N	\$ 263,000	\$ 119,435	\$ 143,565	\$ 1.5437	\$ 2.2845	\$ 2,143.60	\$ 3,211.90	\$ 344.14	\$ -	\$ 724.17	\$ 1,068.30	\$ 69.36	\$ 14.76	\$ 984.18
Pitner, Gregory G & Donna E	53-08-20-200-031.000-008	2343	1B	N	\$ 330,200	\$ 147,820	\$ 182,380	\$ 1.5437	\$ 2.2845	\$ 2,715.56	\$ 3,894.96	\$ 417.32	\$ -	\$ 762.07	\$ 1,179.40	\$ 69.36	\$ 22.20	\$ 1,087.84
McGhie, Thomas W & Alyson M	53-08-20-200-009.000-008	2344	1B	N	\$ 364,300	\$ 159,755	\$ 204,545	\$ 1.5437	\$ 2.2845	\$ 3,045.60	\$ 4,300.77	\$ 460.79	\$ -	\$ 794.38	\$ 1,255.17	\$ -	\$ -	\$ 1,255.17
Din, Mohammed Zahid & Faiza	53-08-20-200-024.000-008	2486	1B	N	\$ 526,100	\$ 216,385	\$ 309,715	\$ 1.5437	\$ 2.2845	\$ 4,611.54	\$ 6,226.37	\$ 667.11	\$ -	\$ 947.72	\$ 1,614.83	\$ -	\$ -	\$ 1,614.83
Butler, Daniel J & Monica J	53-08-17-301-152.000-008	2061	1B	N	\$ 358,700	\$ 157,795	\$ 200,905	\$ 1.5437	\$ 2.2845	\$ 2,991.40	\$ 4,234.14	\$ 453.66	\$ -	\$ 789.07	\$ 1,242.74	\$ 69.36	\$ 22.20	\$ 1,151.18
Brummett, Russell E & Samantha G	53-08-17-301-092.000-008	2108	1B	N	\$ 289,200	\$ 133,470	\$ 155,730	\$ 1.5437	\$ 2.2845	\$ 2,318.76	\$ 3,407.01	\$ 365.04	\$ -	\$ 723.21	\$ 1,088.25	\$ 69.36	\$ 22.20	\$ 996.69
Crowhurst, James W Jr & Lisa M	53-08-17-301-154.000-008	2200	1B	N	\$ 374,500	\$ 163,325	\$ 211,175	\$ 1.5437	\$ 2.2845	\$ 3,144.32	\$ 4,422.16	\$ 473.80	\$ -	\$ 804.04	\$ 1,277.84	\$ 69.36	\$ 22.20	\$ 1,186.28
Kelly-Josse, Cameron M & Andrews, Jenifer A	53-08-17-301-153.000-008	2345	1B	N	\$ 351,400	\$ 155,240	\$ 196,160	\$ 1.5437	\$ 2.2845	\$ 2,920.76	\$ 4,147.25	\$ 444.34	\$ -	\$ 782.14	\$ 1,226.49	\$ 69.36	\$ 22.20	\$ 1,134.93
Allison, Lucas D & Jaculine Wyka	53-08-17-301-091.000-008	2125	1B	N	\$ 348,100	\$ 154,085	\$ 194,015	\$ 1.5437	\$ 2.2845	\$ 2,888.80	\$ 4,107.98	\$ 440.14	\$ -	\$ 779.04	\$ 1,219.18	\$ 69.36	\$ 22.20	\$ 1,127.62
Crowhurst, James W & Lisa M; Henderson, Penny Francine & Jerry Leo	53-08-17-301-208.000-008	2314	1B	N	\$ 284,500	\$ 131,825	\$ 152,675	\$ 1.5437	\$ 2.2845	\$ 2,273.28	\$ 3,351.07	\$ 359.04	\$ -	\$ 718.75	\$ 1,077.79	\$ 69.36	\$ 22.20	\$ 986.23
Abdoo, Mark & Joann Alperstein	53-08-17-301-207.000-008	2100	1B	N	\$ 423,600	\$ 180,510	\$ 243,090	\$ 1.5437	\$ 2.2845	\$ 3,619.52	\$ 5,006.51	\$ 536.42	\$ -	\$ 850.58	\$ 1,386.99	\$ 69.36	\$ 22.20	\$ 1,295.43
Jackson, JeNeY J & Audra C	53-08-20-200-027.000-008	2228	1B	N	\$ 568,200	\$ 231,120	\$ 337,080	\$ 1.5437	\$ 2.2845	\$ 5,019.00	\$ 6,727.41	\$ 720.80	\$ -	\$ 987.61	\$ 1,708.41	\$ 69.36	\$ 22.20	\$ 1,616.85
Jerke, Travis & Kathy	53-08-20-200-018.000-008	2302	1B	N	\$ 315,200	\$ 142,570	\$ 172,630	\$ 1.5437	\$ 2.2845	\$ 2,570.40	\$ 3,716.44	\$ 398.20	\$ -	\$ 747.84	\$ 1,146.04	\$ 69.36	\$ 22.20	\$ 1,054.48
Whelan, J David	53-08-20-200-023.000-008	2221	1B	N	\$ 448,300	\$ 188,630	\$ 259,670	\$ 1.5437	\$ 2.2845	\$ 3,866.40	\$ 5,284.22	\$ 566.16	\$ -	\$ 851.66	\$ 1,417.82	\$ 69.36	\$ 22.20	\$ 1,326.26
Kentish, Kevin D & Jennifer Lynn	53-08-20-200-029.000-008	2346	1B	N	\$ 423,200	\$ 180,370	\$ 242,830	\$ 1.5437	\$ 2.2845	\$ 3,615.64	\$ 5,001.75	\$ 535.91	\$ -	\$ 850.21	\$ 1,386.11	\$ -	\$ -	\$ 1,386.11
Corns, Michael L & Marsha K Anderson-Corns	53-08-20-200-030.000-008	2320	1B	N	\$ 411,100	\$ 176,135	\$ 234,965	\$ 1.5437	\$ 2.2845	\$ 3,498.54	\$ 4,857.75	\$ 520.48	\$ -	\$ 838.73	\$ 1,359.21	\$ 69.36	\$ 22.20	\$ 1,267.65
Richards, Bruce M & Jennifer L	53-08-20-200-012.000-008	2252	1B	N	\$ 397,800	\$ 196,440	\$ 201,360	\$ 1.5437	\$ 2.2845	\$ 2,998.16	\$ 4,672.53	\$ 500.63	\$ -	\$ 1,173.75	\$ 1,674.37	\$ 69.36	\$ 22.20	\$ 1,582.81
Buchanan, Micah W & Melissa D	53-08-20-200-008.000-008	2100	1B	N	\$ 439,100	\$ 185,935	\$ 253,165	\$ 1.5437	\$ 2.2845	\$ 3,769.52	\$ 5,190.98	\$ 556.18	\$ -	\$ 865.28	\$ 1,421.46	\$ 69.36	\$ 22.20	\$ 1,329.90
Ray, David A & W Gale	53-08-20-200-028.000-008	2107	1B	N	\$ 360,200	\$ 183,280	\$ 176,920	\$ 1.5437	\$ 2.2845	\$ 2,634.28	\$ 4,225.05	\$ 452.68	\$ -	\$ 1,138.09	\$ 1,590.77	\$ 69.36	\$ 22.20	\$ 1,499.21
Hinz, Adam J & Amanda C	53-08-20-200-017.000-008	2370	1B	N	\$ 461,900	\$ 193,915	\$ 267,985	\$ 1.5437	\$ 2.2845	\$ 3,990.20	\$ 5,462.31	\$ 585.24	\$ -	\$ 886.87	\$ 1,472.11	\$ 69.36	\$ 22.20	\$ 1,380.55
Martinez, Frank & Denise	53-08-20-200-015.000-008	2195	1B	N	\$ 352,500	\$ 155,625	\$ 196,875	\$ 1.5437	\$ 2.2845	\$ 2,931.40	\$ 4,160.34	\$ 445.75	\$ -	\$ 783.19	\$ 1,228.94	\$ 69.36	\$ 22.20	\$ 1,137.38
Trueblood, Richard D & Alison R	53-08-20-200-019.000-008	2093	1B	N	\$ 478,300	\$ 192,900	\$ 285,400	\$ 1.5437	\$ 2.2845	\$ 4,258.42	\$ 5,848.10	\$ 626.58	\$ -	\$ 963.10	\$ 1,589.68	\$ 69.36	\$ 22.20	\$ 1,498.12
Montgomery, Deborah S; Loring, Victoria L	53-08-20-200-026.000-008	2176	1B	N	\$ 536,500	\$ 202,115	\$ 334,385	\$ 1.5437	\$ 2.2845	\$ 5,002.18	\$ 6,936.36	\$ 743.18	\$ -	\$ 1,191.00	\$ 1,934.18	\$ 69.36	\$ 22.20	\$ 1,842.62
Diamond, Susan Lynn & De Veau, Eileen M & Diamond, John A	53-08-20-200-025.000-008	2304	1B	N	\$ 396,600	\$ 168,060	\$ 228,540	\$ 1.5437	\$ 2.2845	\$ 3,402.88	\$ 4,688.42	\$ 502.33	\$ -	\$ 783.20	\$ 1,285.54	\$ 69.36	\$ 22.20	\$ 1,193.98
Hosea, Todd M & Cindy M	53-08-20-200-033.000-008		1B	N	\$ 576,300	\$ 233,955	\$ 342,345	\$ 1.5437	\$ 2.2845	\$ 5,097.40	\$ 6,823.79	\$ 731.11	\$ -	\$ 995.28	\$ 1,726.39	\$ 69.36	\$ 22.20	\$ 1,634.83
Phan, Anh H; Nguyen, Trieu Phuong Thi; Tran, Hoa V	53-08-20-200-032.000-008	2511	1B	N	\$ 212,500	\$ 106,625	\$ 105,875	\$ 1.5437	\$ 2.2845	\$ 1,576.44	\$ 2,494.19	\$ 267.23	\$ -	\$ 650.52	\$ 917.75	\$ -	\$ -	\$ 917.75
Astvansh, Vivek & Neetu	53-08-20-200-021.000-008	2125	1B	N	\$ 434,400	\$ 184,115	\$ 250,285	\$ 1.5437	\$ 2.2845	\$ 3,726.64	\$ 5,129.62	\$ 549.60	\$ -	\$ 853.38	\$ 1,402.98	\$ 69.36	\$ 22.20	\$ 1,311.42
Arnold, Troy S & Samantha B	53-08-20-200-005.000-008	2136	1B	N	\$ 397,600	\$ 196,370	\$ 201,230	\$ 1.5437	\$ 2.2845	\$ 2,996.24	\$ 4,670.17	\$ 500.38	\$ -	\$ 1,173.54	\$ 1,673.93	\$ 69.36	\$ 22.20	\$ 1,582.37
Richardson, Michael D & Maranda L	53-08-17-301-157.000-008	2061	1B	N	\$ 511,900	\$ 210,960	\$ 300,940	\$ 1.5437	\$ 2.2845	\$ 4,480.88	\$ 6,043.31	\$ 647.50	\$ -	\$ 914.93	\$ 1,562.43	\$ 69.36	\$ 22.20	\$ 1,470.87
Wangle Properties LLC	53-08-17-102-017.000-008		1B	N	\$ 132,200	\$ -	\$ 132,200	\$ 1.5437	\$ 2.2845	\$ 2,040.76	\$ 3,103.87	\$ 332.56	\$ -	\$ 730.55	\$ 1,063.11	\$ 69.36	\$ 22.20	\$ 971.55
McCracken, Linda O	53-08-17-407-024.000-008	2480	1B	N	\$ 112,300	\$ -	\$ 112,300	\$ 1.5437	\$ 2.2845	\$ 1,733.58	\$ 2,636.64	\$ 282.50	\$ -	\$ 620.56	\$ 903.06	\$ 69.36	\$ 14.76	\$ 818.94

City of Bloomington

Area #1B: South-West Annexation Area - Tax Impacts Analysis

Note (1): This section shoes the inc/(dec) in tax bills due to differences between township fire protection rates and the Monroe Fire Protection District fire rate

Owner Name	Parcel #	Waiver	Annexation Area	AG	2020 Pay 2021 Gross AV	2020 Pay 2021 Deductions /Exemptions	2020 Pay 2021 NAV	Pre-Annex 2020 Pay 2021 Prop Tax Rate	Post-Annex Prop Tax Rate	Pre-Annex Tax Bill	Post-Annex Tax Bill	Net Tax Bill Increase Due Solely to AV Growth (12% - Aggregate over 4 years)	Net Tax Bill Increase Due to Difference Between Fire Rates (1)	Net Tax Bill Increase Due to Annexation	Total Post-Annexation Net Tax Bill Increase	Benefit 1 Yearly Sewer Bill Savings (@ 4000 Gal/Month)	Benefit 2 Yearly Fire Protection (Water Surcharge) Savings	Post-Annex Tax Bill Inc/(Dec) Net of Benefits
Birch & Brass Design LLC	53-08-17-110-004.000-008		1B	N	\$ 120,400	\$ 85,390	\$ 35,010	\$ 1.5437	\$ 2.2845	\$ 200.04	\$ 204.04	\$ -	\$ -	\$ 4.00	\$ 4.00	\$ 69.36	\$ 22.20	\$ (87.56)
Jones, Phillip M & Wilma Jean	53-08-17-407-021.000-008	1224	1B	N	\$ 82,400	\$ -	\$ 82,400	\$ 1.5437	\$ 2.2845	\$ 1,272.00	\$ 1,962.67	\$ 210.29	\$ -	\$ 480.38	\$ 690.67	\$ 69.36	\$ 22.20	\$ 599.11
Bloomington Country Club, Inc.	53-08-17-100-026.000-008		1B	N	\$ 2,242,700	\$ -	\$ 2,242,700	\$ 1.5437	\$ 2.2845	\$ 34,620.56	\$ 57,382.37	\$ 6,148.11	\$ -	\$ 16,613.70	\$ 22,761.81	\$ 69.36	\$ 74.16	\$ 22,618.29
Professional Golfcar Corp	53-08-18-400-005.000-008		1B	N	\$ 369,100	\$ -	\$ 369,100	\$ 1.5437	\$ 2.2845	\$ 5,697.80	\$ 9,443.90	\$ 1,011.85	\$ -	\$ 2,734.25	\$ 3,746.10	\$ -	\$ -	\$ 3,746.10
East, Jillian Emily	53-08-17-100-037.000-008	1010	1B	N	\$ 110,200	\$ 70,470	\$ 39,730	\$ 1.5437	\$ 2.2845	\$ 591.56	\$ 980.50	\$ 105.06	\$ -	\$ 283.88	\$ 388.94	\$ 69.36	\$ 14.76	\$ 304.82
Hamilton, Brandon R & Olafardottir, Olof D	53-08-17-102-062.000-008	2463	1B	N	\$ 170,800	\$ 92,030	\$ 78,770	\$ 1.5437	\$ 2.2845	\$ 1,172.84	\$ 1,943.95	\$ 208.27	\$ -	\$ 562.84	\$ 771.11	\$ 69.36	\$ 22.20	\$ 679.55
Ellis Investment Properties, LLC	53-08-17-407-019.000-008		1B	N	\$ 80,400	\$ -	\$ 80,400	\$ 1.5437	\$ 2.2845	\$ 1,241.12	\$ 1,887.68	\$ 202.25	\$ -	\$ 444.31	\$ 646.56	\$ -	\$ -	\$ 646.56
C & H Stone Company, Inc.	53-08-18-400-004.000-008		1B	N	\$ 512,600	\$ -	\$ 512,600	\$ 1.5437	\$ 2.2845	\$ 7,913.00	\$ 13,115.53	\$ 1,405.24	\$ -	\$ 3,797.30	\$ 5,202.53	\$ -	\$ -	\$ 5,202.53
City of Bloomington, Indiana	53-08-18-400-003.000-008		1B	N	\$ -	\$ -	\$ -	\$ 1.5437	\$ 2.2845	\$ -	\$ -	\$ -	\$ -	\$ -	\$ -	\$ -	\$ -	\$ -
State of Indiana	53-08-18-300-002.000-008		1B	N	\$ -	\$ -	\$ -	\$ 1.5437	\$ 2.2845	\$ -	\$ -	\$ -	\$ -	\$ -	\$ -	\$ -	\$ -	\$ -
AKB Development, LLC	53-08-19-200-064.000-008	2148	1B	N	\$ 599,700	\$ -	\$ 599,700	\$ 1.5437	\$ 2.2845	\$ 9,257.56	\$ 15,344.10	\$ 1,644.01	\$ -	\$ 4,442.53	\$ 6,086.54	\$ -	\$ -	\$ 6,086.54
State of Indiana	53-08-19-200-061.000-008	2148	1B	N	\$ -	\$ -	\$ -	\$ 1.5437	\$ 2.2845	\$ -	\$ -	\$ -	\$ -	\$ -	\$ -	\$ -	\$ -	\$ -
Brown, Wendell L & Joan L	53-08-17-100-030.000-008		1B	N	\$ 182,200	\$ 142,105	\$ 40,095	\$ 1.5437	\$ 2.2845	\$ 597.00	\$ 989.49	\$ 106.01	\$ -	\$ 286.48	\$ 392.49	\$ 69.36	\$ 37.08	\$ 286.05
Charles Layne LLC	53-01-40-838-000.000-008		1B	N	\$ 2,500	\$ -	\$ 2,500	\$ 1.5437	\$ 2.2845	\$ 38.60	\$ 63.97	\$ 6.85	\$ -	\$ 18.51	\$ 25.37	\$ -	\$ -	\$ 25.37
White, Brett E & Heather I	53-08-17-102-047.000-008		1B	N	\$ 167,300	\$ 90,595	\$ 76,705	\$ 1.5437	\$ 2.2845	\$ 1,142.12	\$ 1,893.01	\$ 202.83	\$ -	\$ 548.06	\$ 750.89	\$ 69.36	\$ 22.20	\$ 659.33
Cree, R Shane I & Inga	53-08-17-100-032.000-008	1059	1B	N	\$ 96,500	\$ -	\$ 96,500	\$ 1.5437	\$ 2.2845	\$ 1,489.68	\$ 2,265.68	\$ 242.75	\$ -	\$ 533.25	\$ 776.00	\$ 69.36	\$ 14.76	\$ 691.88
Mpt Of Bloomington LLC	53-08-19-200-059.000-008	2148	1B	N	\$14,579,200	\$ -	\$14,579,200	\$ 1.5437	\$ 2.2845	\$225,059.12	\$373,027.65	\$ 39,967.25	\$ -	\$108,001.28	\$147,968.53	\$ -	\$ -	\$ 147,968.53
Indiana University Health Inc	53-08-19-200-060.000-008	2148	1B	N	\$ 314,800	\$ -	\$ 314,800	\$ 1.5437	\$ 2.2845	\$ 4,859.56	\$ 8,054.56	\$ 862.99	\$ -	\$ 2,332.02	\$ 3,195.00	\$ -	\$ -	\$ 3,195.00
Indiana University Health Inc	53-08-19-200-063.000-008	2148	1B	N	\$ 1,118,000	\$ -	\$ 1,118,000	\$ 1.5437	\$ 2.2845	\$ 17,258.56	\$ 28,605.47	\$ 3,064.87	\$ -	\$ 8,282.04	\$ 11,346.91	\$ -	\$ -	\$ 11,346.91
Monroe Medical Park Association, Inc	53-08-19-200-058.000-008	2148	1B	N	\$ -	\$ -	\$ -	\$ 1.5437	\$ 2.2845	\$ -	\$ -	\$ -	\$ -	\$ -	\$ -	\$ -	\$ -	\$ -
Duke Energy Indiana Inc	53-08-19-200-063.004-008	2148	1B	N	\$ 638,700	\$ -	\$ 638,700	\$ 1.5437	\$ 2.2845	\$ 9,859.60	\$ 16,341.96	\$ 1,750.92	\$ -	\$ 4,731.44	\$ 6,482.36	\$ -	\$ -	\$ 6,482.36
Hays, Timothy	53-08-17-400-011.000-008		1B	N	\$ 158,400	\$ 85,485	\$ 72,915	\$ 1.5437	\$ 2.2845	\$ 1,087.48	\$ 1,802.46	\$ 193.12	\$ -	\$ 521.86	\$ 714.98	\$ 69.36	\$ 22.20	\$ 623.42
Zen, Edwin K	53-01-40-561-000.000-008		1B	N	\$ 266,400	\$ 122,490	\$ 143,910	\$ 1.5437	\$ 2.2845	\$ 2,142.76	\$ 3,138.89	\$ 336.31	\$ -	\$ 659.83	\$ 996.13	\$ 69.36	\$ 14.76	\$ 912.01
Karaffa, Paul A & Marni Dickson Karaffa	53-08-17-102-069.000-008		1B	N	\$ 144,000	\$ 79,650	\$ 64,350	\$ 1.5437	\$ 2.2845	\$ 958.16	\$ 1,588.10	\$ 170.15	\$ -	\$ 459.79	\$ 629.94	\$ 69.36	\$ 22.20	\$ 538.38
Childress, Philip L & Dana R.	53-08-17-401-012.000-008		1B	N	\$ 142,300	\$ 78,880	\$ 63,420	\$ 1.5437	\$ 2.2845	\$ 944.58	\$ 1,565.59	\$ 167.73	\$ -	\$ 453.28	\$ 621.01	\$ 69.36	\$ 14.76	\$ 536.89
Schaad, William F	53-08-20-100-049.000-008		1B	N	\$ 97,000	\$ -	\$ 97,000	\$ 1.5437	\$ 2.2845	\$ 1,497.40	\$ 2,277.42	\$ 244.01	\$ -	\$ 536.01	\$ 780.02	\$ 69.36	\$ 22.20	\$ 688.46
Brinegar, Emily R: Sindere, Rebekah Suzanne	53-08-20-100-041.000-008		1B	N	\$ 170,400	\$ 91,890	\$ 78,510	\$ 1.5437	\$ 2.2845	\$ 1,169.00	\$ 1,937.55	\$ 207.59	\$ -	\$ 560.96	\$ 768.55	\$ 69.36	\$ 22.20	\$ 676.99
Wininger, Thomas R	53-08-20-100-032.000-008	2149	1B	N	\$ 159,100	\$ 3,000	\$ 156,100	\$ 1.5437	\$ 2.2845	\$ 2,409.72	\$ 3,732.20	\$ 399.88	\$ -	\$ 922.60	\$ 1,322.48	\$ 69.36	\$ 22.20	\$ 1,230.92
Colby, Teresa D	53-08-17-102-027.000-008	1293	1B	N	\$ 220,500	\$ 109,425	\$ 111,075	\$ 1.5437	\$ 2.2845	\$ 1,653.86	\$ 2,589.40	\$ 277.44	\$ -	\$ 658.11	\$ 935.54	\$ 69.36	\$ 14.76	\$ 851.42
Baird, Corbin J & Rhonda K	53-08-17-102-045.000-008	1227	1B	N	\$ 143,700	\$ 79,545	\$ 64,155	\$ 1.5437	\$ 2.2845	\$ 955.24	\$ 1,583.29	\$ 169.65	\$ -	\$ 458.40	\$ 628.05	\$ 69.36	\$ 14.76	\$ 543.93
Ziegler, Carl H Rev Living Trust	53-08-17-100-031.000-008		1B	N	\$ 157,600	\$ -	\$ 157,600	\$ 1.5437	\$ 2.2845	\$ 2,432.88	\$ 3,700.43	\$ 396.47	\$ -	\$ 871.08	\$ 1,267.55	\$ 69.36	\$ 14.76	\$ 1,183.43
State of Indiana	53-08-19-100-016.000-008		1B	Y	\$ -	\$ -	\$ -	\$ 1.5437	\$ 2.2845	\$ -	\$ -	\$ -	\$ -	\$ -	\$ -	\$ -	\$ -	\$ -
Oliver, Katherine & Ellen Prasse	53-08-20-100-047.000-008		1B	N	\$ 147,400	\$ 79,850	\$ 67,550	\$ 1.5437	\$ 2.2845	\$ 1,010.40	\$ 1,674.69	\$ 179.43	\$ -	\$ 484.86	\$ 664.29	\$ 69.36	\$ 37.08	\$ 557.85
Watts, Janet K	53-01-40-873-000.000-008		1B	N	\$ 109,400	\$ 109,400	\$ -	\$ 1.5437	\$ 2.2845	\$ -	\$ -	\$ -	\$ -	\$ -	\$ -	\$ 69.36	\$ 14.76	\$ (84.12)
Muruganatham, Nivetha & Muruganatham, Kavitha	53-08-17-101-002.000-008		1B	N	\$ 253,400	\$ 120,940	\$ 132,460	\$ 1.5437	\$ 2.2845	\$ 1,972.28	\$ 2,980.94	\$ 319.38	\$ -	\$ 689.28	\$ 1,008.66	\$ 69.36	\$ 22.20	\$ 917.10
Adkins, Robert H	53-08-17-102-026.000-008	1178	1B	N	\$ 131,700	\$ 78,345	\$ 53,355	\$ 1.5437	\$ 2.2845	\$ 279.40	\$ 1,316.75	\$ 141.09	\$ -	\$ 896.26	\$ 1,037.35	\$ 69.36	\$ 22.20	\$ 945.79
Roberts, Gary Douglas & Stephanie J	53-08-20-200-001.001-008		1B	N	\$ 169,100	\$ 87,970	\$ 81,130	\$ 1.5437	\$ 2.2845	\$ 1,211.78	\$ 2,008.48	\$ 215.20	\$ -	\$ 581.50	\$ 796.70	\$ -	\$ -	\$ 796.70
Crane, Dave R	53-08-17-100-012.000-008		1B	N	\$ 104,000	\$ 3,000	\$ 101,000	\$ 1.5437	\$ 2.2845	\$ 1,559.14	\$ 2,438.53	\$ 261.27	\$ -	\$ 618.12	\$ 879.39	\$ 69.36	\$ 14.76	\$ 795.27
Willow Creek Homeowners Association Inc	53-08-17-404-035.000-008		1B	N	\$ -	\$ -	\$ -	\$ 1.5437	\$ 2.2845	\$ -	\$ -	\$ -	\$ -	\$ -	\$ -	\$ -	\$ -	\$ -
Jones, Janssen & Nicole	53-08-17-406-003.000-008		1B	N	\$ 56,800	\$ -	\$ 56,800	\$ 1.5437	\$ 2.2845	\$ 876.82	\$ 1,453.30	\$ 155.71	\$ -	\$ 420.77	\$ 576.48	\$ -	\$ -	\$ 576.48
Heald, Nathan; Wilcoxon, Cherly Ann	53-08-17-406-023.000-008		1B	N	\$ 218,700	\$ 103,020	\$ 115,680	\$ 1.5437	\$ 2.2845	\$ 1,729.82	\$ 2,720.27	\$ 291.46	\$ -	\$ 698.99	\$ 990.45	\$ -	\$ -	\$ 990.45
Harbison, Zachary C & Stephanie L	53-08-17-406-013.000-008		1B	N	\$ 261,300	\$ 123,705	\$ 137,595	\$ 1.5437	\$ 2.2845	\$ 2,048.72	\$ 3,074.96	\$ 329.45	\$ -	\$ 696.78	\$ 1,026.24	\$ -	\$ -	\$ 1,026.24
Armstrong, Guy Frederick III & Samarzea, Brian Russell	53-08-17-406-014.000-008		1B	N	\$ 235,400	\$ 114,640	\$ 120,760	\$ 1.5437	\$ 2.2845	\$ 1,798.08	\$ 2,766.72	\$ 296.43	\$ -	\$ 672.21	\$ 968.64	\$ -	\$ -	\$ 968.64
Jones, Richard H & Clydea H	53-08-17-406-007.000-008		1B	N	\$ 182,200	\$ 93,020	\$ 89,180	\$ 1.5437	\$ 2.2845	\$ 1,327.84	\$ 2,136.83	\$ 228.95	\$ -	\$ 580.04	\$ 808.99	\$ -	\$ -	\$ 808.99
Bowlen, Nancy C	53-08-17-406-030.000-008		1B	N	\$ 188,700	\$ 112,295	\$ 76,405	\$ 1.5437	\$ 2.2845	\$ 846.66	\$ 863.59	\$ -	\$ -	\$ 16.93	\$ 16.93	\$ -	\$ -	\$ 16.93
Zehner, Amy L	53-08-17-406-021.000-008	1729	1B	N	\$ 209,900	\$ 102,610	\$ 107,290	\$ 1.5437	\$ 2.2845	\$ 1,597.68	\$ 2,470.60	\$ 264.71	\$ -	\$ 608.20	\$ 872.92	\$ 69.36	\$ 22.20	\$ 781.36
Biddle, Kent E & Barbara K	53-08-17-406-020.000-008		1B	N	\$ 189,900	\$ 98,715	\$ 91,185	\$ 1.5437	\$ 2.2845	\$ 1,357.72	\$ 2,225.22	\$ 238.41	\$ -	\$ 629.09	\$ 867.50	\$ 69.36	\$ 37.08	\$ 761.06
Summitt, Steven B & Anna M	53-08-17-406-009.000-008		1B	N	\$ 190,400	\$ 95,785	\$ 94,615	\$ 1.5437	\$ 2.2845	\$ 1,408.94	\$ 2,238.52	\$ 239.85	\$ -	\$ 589.74	\$ 829.58	\$ 69.36	\$ 37.08	\$ 723.14
Van Der Dussen, Rhonda E	53-08-17-406-010.000-008		1B	N	\$ 182,900	\$ 96,265	\$ 86,635	\$ 1.5437	\$ 2.2845	\$ 1,289.96	\$ 2,138.07	\$ 229.07	\$ -	\$ 619.03	\$ 848.11	\$ 69.36	\$ 22.20	\$ 756.55

City of Bloomington



Area #1B: South-West Annexation Area - Tax Impacts Analysis

Note (1): This section shoes the inc/(dec) in tax bills due to differences between township fire protection rates and the Monroe Fire Protection District fire rate

Owner Name	Parcel #	Waiver	Annexation Area	AG	2020 Pay 2021 Gross AV	2020 Pay 2021 Deductions /Exemptions	2020 Pay 2021 NAV	Pre-Annex 2020 Pay 2021 Prop Tax Rate	Post-Annex Prop Tax Rate	Pre-Annex Tax Bill	Post-Annex Tax Bill	Net Tax Bill Increase Due Solely to AV Growth (12% - Aggregate over 4 years)	Net Tax Bill Increase Due to Difference Between Fire Rates (1)	Net Tax Bill Increase Due to Annexation	Total Post-Annexation Net Tax Bill Increase	Benefit 1 Yearly Sewer Bill Savings (@ 4000 Gal/Month)	Benefit 2 Yearly Fire Protection (Water Surcharge) Savings	Post-Annex Tax Bill Inc/(Dec) Net of Benefits
Knaus, Terry W	53-08-17-406-019.000-008		1B	N	\$ 197,000	\$ 101,200	\$ 95,800	\$ 1.5437	\$ 2.2845	\$ 1,426.42	\$ 2,309.73	\$ 247.47	\$ -	\$ 635.84	\$ 883.31	\$ 69.36	\$ 37.08	\$ 776.87
Wilson, Steven A Jr; Messmer, Jessica Ann	53-08-17-406-015.000-008		1B	N	\$ 217,300	\$ 108,305	\$ 108,995	\$ 1.5437	\$ 2.2845	\$ 1,622.90	\$ 2,551.31	\$ 273.35	\$ -	\$ 655.06	\$ 928.41	\$ 69.36	\$ 37.08	\$ 821.97
Van Hoy, William III	53-08-17-406-027.000-008		1B	N	\$ 210,000	\$ 130,710	\$ 79,290	\$ 1.5437	\$ 2.2845	\$ 1,180.60	\$ 1,956.81	\$ 209.66	\$ -	\$ 566.55	\$ 776.21	\$ 69.36	\$ 22.20	\$ 684.65
Anderson, Alissa G; Brooks, Austin D	53-08-17-406-029.000-008		1B	N	\$ 203,500	\$ 103,475	\$ 100,025	\$ 1.5437	\$ 2.2845	\$ 1,489.34	\$ 2,387.08	\$ 255.76	\$ -	\$ 641.98	\$ 897.74	\$ 69.36	\$ 37.08	\$ 791.30
Loveless, Justin W	53-08-17-101-007.000-008		1B	N	\$ 293,800	\$ 135,080	\$ 158,720	\$ 1.5437	\$ 2.2845	\$ 2,363.28	\$ 3,461.74	\$ 370.89	\$ -	\$ 727.57	\$ 1,098.46	\$ 69.36	\$ 14.76	\$ 1,014.34
Larson, Sarah E & Michael J	53-08-17-100-020.000-008		1B	N	\$ 105,000	\$ 69,000	\$ 36,000	\$ 1.5437	\$ 2.2845	\$ 536.02	\$ 888.44	\$ 95.19	\$ -	\$ 257.23	\$ 352.42	\$ 69.36	\$ 22.20	\$ 260.86
Spicer Rentals LLC	53-08-17-407-026.000-008	1294	1B	N	\$ 137,800	\$ -	\$ 137,800	\$ 1.5437	\$ 2.2845	\$ 2,127.22	\$ 3,235.35	\$ 346.64	\$ -	\$ 761.48	\$ 1,108.13	\$ 69.36	\$ 22.20	\$ 1,016.57
Coleman, Braidan & Brooke	53-08-17-407-003.000-008	2440	1B	N	\$ 200,700	\$ 102,495	\$ 98,205	\$ 1.5437	\$ 2.2845	\$ 1,462.24	\$ 2,353.77	\$ 252.20	\$ -	\$ 639.33	\$ 891.53	\$ -	\$ -	\$ 891.53
Conrad, Mark A & Julie L	53-08-17-407-031.000-008	2440	1B	N	\$ 204,800	\$ 103,930	\$ 100,870	\$ 1.5437	\$ 2.2845	\$ 1,501.92	\$ 2,402.55	\$ 257.41	\$ -	\$ 643.22	\$ 900.63	\$ -	\$ -	\$ 900.63
Hobbit Homes LLC	53-08-17-406-028.000-008	1830	1B	N	\$ 188,600	\$ 98,260	\$ 90,340	\$ 1.5437	\$ 2.2845	\$ 1,345.12	\$ 2,209.76	\$ 236.76	\$ -	\$ 627.88	\$ 864.64	\$ 69.36	\$ 37.08	\$ 758.20
Costin, John A & Christine E	53-08-17-406-031.000-008		1B	N	\$ 192,300	\$ 112,035	\$ 80,265	\$ 1.5437	\$ 2.2845	\$ 1,195.12	\$ 1,980.86	\$ 212.24	\$ -	\$ 573.50	\$ 785.74	\$ 69.36	\$ 37.08	\$ 679.30
Wilson, Whitney & Bradley	53-08-17-406-032.000-008		1B	N	\$ 210,700	\$ 105,995	\$ 104,705	\$ 1.5437	\$ 2.2845	\$ 1,559.02	\$ 2,472.78	\$ 264.95	\$ -	\$ 648.81	\$ 913.76	\$ 69.36	\$ 37.08	\$ 807.32
Cappiello, Mary J.	53-08-17-406-002.000-008		1B	N	\$ 186,400	\$ 94,490	\$ 91,910	\$ 1.5437	\$ 2.2845	\$ 1,368.50	\$ 2,186.81	\$ 234.30	\$ -	\$ 584.01	\$ 818.31	\$ 69.36	\$ 37.08	\$ 711.87
Barrett, John & Alisha Jensen	53-08-17-406-038.000-008		1B	N	\$ 199,500	\$ 102,075	\$ 97,425	\$ 1.5437	\$ 2.2845	\$ 1,450.62	\$ 2,339.48	\$ 250.66	\$ -	\$ 638.20	\$ 888.86	\$ 69.36	\$ 37.08	\$ 782.42
Woodbridge, Timothy & Julia	53-08-17-406-016.000-008		1B	N	\$ 217,000	\$ 108,200	\$ 108,800	\$ 1.5437	\$ 2.2845	\$ 1,620.00	\$ 2,547.75	\$ 272.97	\$ -	\$ 654.77	\$ 927.75	\$ -	\$ -	\$ 927.75
Dennis, Darrell O & Siobhan F	53-08-17-406-035.000-008		1B	N	\$ 200,700	\$ 102,495	\$ 98,205	\$ 1.5437	\$ 2.2845	\$ 1,462.24	\$ 2,353.77	\$ 252.20	\$ -	\$ 639.33	\$ 891.53	\$ -	\$ -	\$ 891.53
Goy, S Eric & Kimberly	53-08-17-406-039.000-008		1B	N	\$ 239,900	\$ 116,215	\$ 123,685	\$ 1.5437	\$ 2.2845	\$ 1,841.64	\$ 2,820.28	\$ 302.17	\$ -	\$ 676.47	\$ 978.64	\$ -	\$ -	\$ 978.64
Culver, Robert W	53-08-17-406-034.000-008		1B	N	\$ 190,200	\$ 98,820	\$ 91,380	\$ 1.5437	\$ 2.2845	\$ 1,360.60	\$ 2,228.81	\$ 238.81	\$ -	\$ 629.40	\$ 868.21	\$ -	\$ -	\$ 868.21
Joseph, Scott N & Stacy A	53-08-17-406-040.000-008		1B	N	\$ 230,900	\$ 113,065	\$ 117,835	\$ 1.5437	\$ 2.2845	\$ 1,754.52	\$ 2,713.17	\$ 290.69	\$ -	\$ 667.96	\$ 958.65	\$ -	\$ -	\$ 958.65
Rickert, Janice Lynn & Vandewiele, Carolyn M.	53-08-17-406-041.000-008		1B	N	\$ 220,000	\$ 106,250	\$ 113,750	\$ 1.5437	\$ 2.2845	\$ 1,693.70	\$ 2,586.69	\$ 277.14	\$ -	\$ 615.84	\$ 892.99	\$ -	\$ -	\$ 892.99
Karty, Judith E	53-08-17-406-036.000-008		1B	N	\$ 184,900	\$ 96,965	\$ 87,935	\$ 1.5437	\$ 2.2845	\$ 1,309.32	\$ 2,165.72	\$ 232.04	\$ -	\$ 624.36	\$ 856.40	\$ -	\$ -	\$ 856.40
Hart, Louise A	53-08-17-406-017.000-008		1B	N	\$ 223,600	\$ 107,510	\$ 116,090	\$ 1.5437	\$ 2.2845	\$ 1,728.52	\$ 2,629.53	\$ 281.74	\$ -	\$ 619.27	\$ 901.01	\$ -	\$ -	\$ 901.01
Beever, Leigh K & Tyler M	53-08-17-406-012.000-008		1B	N	\$ 262,300	\$ 3,000	\$ 259,300	\$ 1.5437	\$ 2.2845	\$ 4,002.80	\$ 6,155.19	\$ 659.48	\$ -	\$ 1,492.91	\$ 2,152.39	\$ -	\$ -	\$ 2,152.39
Silay, Kemal & June B	53-08-17-406-018.000-008	1821	1B	N	\$ 265,900	\$ 122,315	\$ 143,585	\$ 1.5437	\$ 2.2845	\$ 2,137.92	\$ 3,132.94	\$ 335.67	\$ -	\$ 659.35	\$ 995.02	\$ -	\$ -	\$ 995.02
Walker, Randall L & Sharon	53-08-17-406-025.000-008		1B	N	\$ 223,700	\$ -	\$ 223,700	\$ 1.5437	\$ 2.2845	\$ 3,453.26	\$ 5,252.15	\$ 562.73	\$ -	\$ 1,236.16	\$ 1,798.89	\$ -	\$ -	\$ 1,798.89
White, Kevin W & Erin E	53-08-17-406-005.000-008		1B	N	\$ 198,500	\$ 101,725	\$ 96,775	\$ 1.5437	\$ 2.2845	\$ 1,440.96	\$ 2,327.58	\$ 249.38	\$ -	\$ 637.23	\$ 886.62	\$ -	\$ -	\$ 886.62
Bruce, Alexander M & Erin E	53-08-17-406-022.000-008		1B	N	\$ 187,600	\$ 97,910	\$ 89,690	\$ 1.5437	\$ 2.2845	\$ 1,335.44	\$ 2,197.86	\$ 235.49	\$ -	\$ 626.93	\$ 862.42	\$ -	\$ -	\$ 862.42
Haury, Michael	53-08-17-102-068.000-008		1B	N	\$ 117,600	\$ -	\$ 117,600	\$ 1.5437	\$ 2.2845	\$ 1,815.40	\$ 2,761.08	\$ 295.83	\$ -	\$ 649.85	\$ 945.68	\$ 69.36	\$ 14.76	\$ 861.56
Hein, Eric A & Denise M	53-01-40-588-000.000-008	1678	1B	N	\$ 349,800	\$ -	\$ 349,800	\$ 1.5437	\$ 2.2845	\$ 5,399.86	\$ 8,212.80	\$ 879.94	\$ -	\$ 1,933.00	\$ 2,812.94	\$ 69.36	\$ 14.76	\$ 2,728.82
Ray, Donna M & Otto E	53-08-17-406-037.000-008		1B	N	\$ 217,200	\$ 108,270	\$ 108,930	\$ 1.5437	\$ 2.2845	\$ 1,621.92	\$ 2,550.14	\$ 273.24	\$ -	\$ 654.98	\$ 928.22	\$ -	\$ -	\$ 928.22
Dabney, Laura Cynthia	53-08-17-406-001.000-008		1B	N	\$ 242,700	\$ 116,495	\$ 126,205	\$ 1.5437	\$ 2.2845	\$ 1,879.16	\$ 2,831.97	\$ 303.43	\$ -	\$ 649.38	\$ 952.81	\$ 69.36	\$ 37.08	\$ 846.37
Love, Virshawn C & Louis T Jr	53-08-17-406-033.000-008		1B	N	\$ 259,600	\$ 120,110	\$ 139,490	\$ 1.5437	\$ 2.2845	\$ 2,076.96	\$ 3,057.97	\$ 327.64	\$ -	\$ 653.37	\$ 981.01	\$ 69.36	\$ 37.08	\$ 874.57
Wangle Properties LLC	53-08-17-102-030.000-008		1B	N	\$ 125,900	\$ -	\$ 125,900	\$ 1.5437	\$ 2.2845	\$ 1,943.52	\$ 2,955.95	\$ 316.71	\$ -	\$ 695.72	\$ 1,012.43	\$ 69.36	\$ 22.20	\$ 920.87
Garcia, Maria L	53-08-17-406-004.000-008		1B	N	\$ 183,200	\$ 96,195	\$ 87,005	\$ 1.5437	\$ 2.2845	\$ 1,295.48	\$ 2,140.09	\$ 229.30	\$ -	\$ 615.31	\$ 844.61	\$ 69.36	\$ 22.20	\$ 753.05
Hardesty, Jon C	53-08-17-406-024.000-008		1B	N	\$ 247,800	\$ 118,630	\$ 129,170	\$ 1.5437	\$ 2.2845	\$ 1,923.30	\$ 2,903.47	\$ 311.08	\$ -	\$ 669.09	\$ 980.17	\$ 69.36	\$ 22.20	\$ 888.61
Spiegler, Richard M	53-08-17-406-011.000-008		1B	N	\$ 205,300	\$ 104,105	\$ 101,195	\$ 1.5437	\$ 2.2845	\$ 1,506.76	\$ 2,408.50	\$ 258.05	\$ -	\$ 643.69	\$ 901.74	\$ 69.36	\$ 22.20	\$ 810.18
Barlow, Trevor Loyal & Lisa Marie	53-08-17-406-026.000-008		1B	N	\$ 235,200	\$ 24,960	\$ 210,240	\$ 1.5437	\$ 2.2845	\$ 3,245.48	\$ 5,379.27	\$ 576.35	\$ -	\$ 1,557.43	\$ 2,133.79	\$ 69.36	\$ 22.20	\$ 2,042.23
Rees-krebs, Margaret J	53-08-17-405-014.000-008		1B	N	\$ 239,600	\$ 116,110	\$ 123,490	\$ 1.5437	\$ 2.2845	\$ 1,838.72	\$ 2,816.72	\$ 301.79	\$ -	\$ 676.20	\$ 978.00	\$ 69.36	\$ 22.20	\$ 886.44
Chapman, Ruth Louise Revocable Trust	53-08-17-405-004.000-008		1B	N	\$ 201,000	\$ 102,600	\$ 98,400	\$ 1.5437	\$ 2.2845	\$ 1,465.14	\$ 2,357.33	\$ 252.57	\$ -	\$ 639.62	\$ 892.19	\$ 69.36	\$ 22.20	\$ 800.63
Haddock, Mark	53-08-17-405-015.000-008		1B	N	\$ 234,800	\$ 114,430	\$ 120,370	\$ 1.5437	\$ 2.2845	\$ 1,792.26	\$ 2,759.58	\$ 295.66	\$ -	\$ 671.66	\$ 967.32	\$ 69.36	\$ 22.20	\$ 875.76
Webster, Emily E & Joshua N	53-08-17-405-007.000-008		1B	N	\$ 258,300	\$ 122,655	\$ 135,645	\$ 1.5437	\$ 2.2845	\$ 2,019.70	\$ 3,039.25	\$ 325.63	\$ -	\$ 693.93	\$ 1,019.55	\$ 69.36	\$ 22.20	\$ 927.99
Graebe, Eric E & Jamie L	53-08-17-405-008.000-008		1B	N	\$ 249,300	\$ 119,505	\$ 129,795	\$ 1.5437	\$ 2.2845	\$ 1,932.60	\$ 2,932.14	\$ 314.15	\$ -	\$ 685.39	\$ 999.54	\$ 69.36	\$ 22.20	\$ 907.98
Powell, Nathan L & Rachel L	53-08-17-405-024.000-008		1B	N	\$ 258,400	\$ 122,690	\$ 135,710	\$ 1.5437	\$ 2.2845	\$ 2,020.68	\$ 3,040.45	\$ 325.76	\$ -	\$ 694.01	\$ 1,019.77	\$ 69.36	\$ 22.20	\$ 928.21
Platter, Larry	53-08-17-405-003.000-008		1B	N	\$ 192,600	\$ 113,660	\$ 78,940	\$ 1.5437	\$ 2.2845	\$ 811.48	\$ 827.71	\$ -	\$ -	\$ 16.23	\$ 16.23	\$ 69.36	\$ 22.20	\$ (75.33)
Cecil, James K & Stephanie M	53-08-17-405-002.000-008		1B	N	\$ 195,700	\$ 97,745	\$ 97,955	\$ 1.5437	\$ 2.2845	\$ 1,458.52	\$ 2,297.50	\$ 246.17	\$ -	\$ 592.81	\$ 838.98	\$ 69.36	\$ 22.20	\$ 747.42
Neff, Debra A & Siwko-Bajon, Paul G	53-08-17-405-001.000-008		1B	N	\$ 211,300	\$ 106,205	\$ 105,095	\$ 1.5437	\$ 2.2845	\$ 1,564.82	\$ 2,479.90	\$ 265.70	\$ -	\$ 649.39	\$ 915.08	\$ 69.36	\$ 22.20	\$ 823.52
Reece, Gregory M & Jones, Angel D	53-08-17-405-020.000-008		1B	N	\$ 290,900	\$ 132,630	\$ 158,270	\$ 1.5437	\$ 2.2845	\$ 2,357.18	\$ 3,409.81	\$ 365.33	\$ -	\$ 687.30	\$ 1,052.63	\$ 69.36	\$ 22.20	\$ 961.07
Jones, Wesley Jarrett Gray & Carolyn K	53-08-17-405-030.000-008		1B	N	\$ 201,600	\$ 102,810	\$ 98,790	\$ 1.5437	\$ 2.2845	\$ 1,470.94	\$ 2,364.48	\$ 253.34	\$ -	\$ 640.19	\$ 893.54	\$ -	\$ -	\$ 893.54
Irwin, Elizabeth C	53-08-17-405-027.000-008		1B	N	\$ 326,200	\$ 143,420	\$ 182,780	\$ 1.5437	\$ 2.2845	\$ 2,721.52	\$ 3,850.59	\$ 412.57	\$ -	\$ 716.50	\$ 1,129.07	\$ -	\$ -	\$ 1,129.07
Colbert, Matthew O & Catherine D	53-08-17-405-018.000-008		1B	N	\$ 258,300	\$ 122,655	\$ 135,645	\$ 1.5437	\$ 2.2845	\$ 2,019.70	\$ 3,039.25	\$ 325.63	\$ -	\$ 693.93	\$ 1,019.55	\$ -	\$ -	\$ 1,019.55

City of Bloomington

Area #1B: South-West Annexation Area - Tax Impacts Analysis



Note (1): This section shoes the inc/(dec) in tax bills due to differences between township fire protection rates and the Monroe Fire Protection District fire rate

Owner Name	Parcel #	Waiver	Annexation Area	AG	2020 Pay 2021 Gross AV	2020 Pay 2021 Deductions /Exemptions	2020 Pay 2021 NAV	Pre-Annex 2020 Pay 2021 Prop Tax Rate	Post-Annex Prop Tax Rate	Pre-Annex Tax Bill	Post-Annex Tax Bill	Net Tax Bill Increase Due Solely to AV Growth (12% - Aggregate over 4 years)	Net Tax Bill Increase Due to Difference Between Fire Rates (1)	Net Tax Bill Increase Due to Annexation	Total Post-Annexation Net Tax Bill Increase	Benefit 1 Yearly Sewer Bill Savings (@ 4000 Gal/Month)	Benefit 2 Yearly Fire Protection (Water Surcharge) Savings	Post-Annex Tax Bill Inc/(Dec) Net of Benefits
Senior, Ted A Family Trust U/A & Senior, Mary L Family Trust U/A	53-08-17-405-022.000-008		1B	N	\$ 252,200	\$ 145,480	\$ 106,720	\$ 1.5437	\$ 2.2845	\$ 1,589.02	\$ 2,633.73	\$ 282.18	\$ -	\$ 762.53	\$ 1,044.71	\$ -	\$ -	\$ 1,044.71
Steele, Michael D & Nason , Mary-kathryne A	53-08-17-405-028.000-008		1B	N	\$ 309,800	\$ 137,680	\$ 172,120	\$ 1.5437	\$ 2.2845	\$ 2,562.80	\$ 3,655.39	\$ 391.64	\$ -	\$ 700.95	\$ 1,092.59	\$ -	\$ -	\$ 1,092.59
McClure, Dianne E	53-08-17-405-023.000-008		1B	N	\$ 227,000	\$ 111,700	\$ 115,300	\$ 1.5437	\$ 2.2845	\$ 1,716.78	\$ 2,666.76	\$ 285.72	\$ -	\$ 664.25	\$ 949.98	\$ -	\$ -	\$ 949.98
Day, Wesley G & Alice M	53-08-17-405-026.000-008		1B	N	\$ 201,400	\$ 102,740	\$ 98,660	\$ 1.5437	\$ 2.2845	\$ 1,469.00	\$ 2,362.09	\$ 253.08	\$ -	\$ 640.01	\$ 893.09	\$ 69.36	\$ 22.20	\$ 801.53
Szakaly, Andrew & Nancy	53-01-40-613-000.000-008		1B	N	\$ 145,400	\$ -	\$ 145,400	\$ 1.5437	\$ 2.2845	\$ 2,244.54	\$ 3,445.19	\$ 369.13	\$ -	\$ 831.52	\$ 1,200.65	\$ 69.36	\$ 14.76	\$ 1,116.53
Brown, Rory K	53-08-17-104-017.000-008	1306	1B	N	\$ 119,100	\$ -	\$ 119,100	\$ 1.5437	\$ 2.2845	\$ 1,838.56	\$ 2,796.30	\$ 299.60	\$ -	\$ 658.13	\$ 957.74	\$ 69.36	\$ 22.20	\$ 866.18
Miller, Jeff A & Dawna M Walls	53-08-17-104-015.000-008		1B	N	\$ 150,700	\$ 84,995	\$ 65,705	\$ 1.5437	\$ 2.2845	\$ 978.32	\$ 1,621.54	\$ 173.74	\$ -	\$ 469.47	\$ 643.22	\$ 69.36	\$ 22.20	\$ 551.66
Bridwell, Asheli	53-08-17-104-016.000-008	1308	1B	N	\$ 140,700	\$ 81,495	\$ 59,205	\$ 1.5437	\$ 2.2845	\$ 881.54	\$ 1,461.13	\$ 156.56	\$ -	\$ 423.03	\$ 579.59	\$ -	\$ -	\$ 579.59
Headley, Allan L & Janice E Revocable Trust	53-08-17-104-012.000-008	1180	1B	N	\$ 135,200	\$ -	\$ 135,200	\$ 1.5437	\$ 2.2845	\$ 2,087.08	\$ 3,174.30	\$ 340.10	\$ -	\$ 747.12	\$ 1,087.22	\$ 69.36	\$ 22.20	\$ 995.66
Gainey, Jonathan M	53-08-17-405-029.000-008	1686	1B	N	\$ 254,600	\$ 121,360	\$ 133,240	\$ 1.5437	\$ 2.2845	\$ 1,983.90	\$ 2,995.23	\$ 320.92	\$ -	\$ 690.41	\$ 1,011.33	\$ 69.36	\$ 22.20	\$ 919.77
Brewer, Steven F & Nanette Esseck	53-08-17-400-008.000-008	2036	1B	N	\$ 237,800	\$ 109,995	\$ 127,805	\$ 1.5437	\$ 2.2845	\$ 1,906.84	\$ 2,895.70	\$ 310.26	\$ -	\$ 678.60	\$ 988.86	\$ 69.36	\$ 14.76	\$ 904.74
Hollers, Larry E & Melissa J Smith	53-08-17-102-017.000-008		1B	N	\$ 133,900	\$ 79,115	\$ 54,785	\$ 1.5437	\$ 2.2845	\$ 815.72	\$ 1,352.03	\$ 144.86	\$ -	\$ 391.46	\$ 563.31	\$ 69.36	\$ 14.76	\$ 452.19
Leffler, James H	53-08-17-102-029.000-008	1202	1B	N	\$ 132,500	\$ -	\$ 132,500	\$ 1.5437	\$ 2.2845	\$ 2,045.40	\$ 3,110.91	\$ 333.31	\$ -	\$ 732.20	\$ 1,065.51	\$ 69.36	\$ 14.76	\$ 981.39
Baker, Leonard R & Bonnie J Trust	53-08-17-404-016.000-008	1684	1B	N	\$ 182,900	\$ 107,265	\$ 75,635	\$ 1.5437	\$ 2.2845	\$ 970.32	\$ 989.73	\$ -	\$ -	\$ 19.41	\$ 19.41	\$ 69.36	\$ 22.20	\$ (72.15)
Christine, Joseph LLC	53-08-17-404-027.000-008	2131	1B	N	\$ 221,800	\$ -	\$ 221,800	\$ 1.5437	\$ 2.2845	\$ 3,423.92	\$ 5,207.54	\$ 557.95	\$ -	\$ 1,225.67	\$ 1,783.62	\$ 69.36	\$ 22.20	\$ 1,692.06
Zoss, Thomas W & Maria B	53-01-40-885-083.000-008	2429	1B	N	\$ 228,400	\$ 112,190	\$ 116,210	\$ 1.5437	\$ 2.2845	\$ 1,730.32	\$ 2,683.42	\$ 287.51	\$ -	\$ 665.59	\$ 953.10	\$ 69.36	\$ 22.20	\$ 861.54
Joseph Christine LLC	53-08-17-404-024.000-008	2079	1B	N	\$ 244,000	\$ -	\$ 244,000	\$ 1.5437	\$ 2.2845	\$ 3,766.64	\$ 5,728.77	\$ 613.80	\$ -	\$ 1,348.33	\$ 1,962.13	\$ 69.36	\$ 22.20	\$ 1,870.57
Stogsdill, William R & Virginia G	53-08-17-404-028.000-008		1B	N	\$ 208,800	\$ 102,225	\$ 106,575	\$ 1.5437	\$ 2.2845	\$ 1,587.04	\$ 2,457.50	\$ 263.30	\$ -	\$ 607.16	\$ 870.46	\$ 69.36	\$ 22.20	\$ 778.90
Ayers, Stephanie J & Prince, Peggy S	53-08-17-404-025.000-008	1589	1B	N	\$ 198,800	\$ 98,830	\$ 99,970	\$ 1.5437	\$ 2.2845	\$ 1,488.52	\$ 2,334.38	\$ 250.10	\$ -	\$ 595.75	\$ 845.86	\$ 69.36	\$ 22.20	\$ 754.30
Connolly, Megan Hansen & Joseph Michael	53-08-17-404-026.000-008		1B	N	\$ 232,200	\$ 113,520	\$ 118,680	\$ 1.5437	\$ 2.2845	\$ 1,767.10	\$ 2,728.65	\$ 292.36	\$ -	\$ 669.19	\$ 961.55	\$ 69.36	\$ 22.20	\$ 869.99
Kunkler, Brandon	53-08-17-404-017.000-008	2427	1B	N	\$ 188,400	\$ 98,190	\$ 90,210	\$ 1.5437	\$ 2.2845	\$ 1,343.20	\$ 2,207.37	\$ 236.50	\$ -	\$ 627.67	\$ 864.17	\$ 69.36	\$ 22.20	\$ 772.61
Wells, Ernestine G & Kevin E	53-08-17-404-004.000-008	2428	1B	N	\$ 220,600	\$ 109,355	\$ 111,245	\$ 1.5437	\$ 2.2845	\$ 1,656.40	\$ 2,587.34	\$ 277.21	\$ -	\$ 653.73	\$ 930.94	\$ 69.36	\$ 22.20	\$ 839.38
Bird, Stephen Robert	53-08-17-404-019.000-008		1B	N	\$ 178,900	\$ 94,865	\$ 84,035	\$ 1.5437	\$ 2.2845	\$ 1,251.24	\$ 2,073.90	\$ 222.20	\$ -	\$ 600.46	\$ 822.66	\$ 69.36	\$ 22.20	\$ 731.10
McConnell, Raymond J & Lala B	53-08-17-404-012.000-008		1B	N	\$ 260,600	\$ 123,355	\$ 137,245	\$ 1.5437	\$ 2.2845	\$ 2,043.52	\$ 3,063.38	\$ 328.21	\$ -	\$ 691.65	\$ 1,019.86	\$ 69.36	\$ 22.20	\$ 928.30
Willow Creek Home Owners Association Inc	53-08-17-406-006.000-008		1B	N	\$ -	\$ -	\$ -	\$ 1.5437	\$ 2.2845	\$ -	\$ -	\$ -	\$ -	\$ -	\$ -	\$ -	\$ -	\$ -
Leal, Martin G & Sherry A	53-08-17-404-001.000-008	2471	1B	N	\$ 334,400	\$ 149,290	\$ 185,110	\$ 1.5437	\$ 2.2845	\$ 2,756.22	\$ 3,944.93	\$ 422.67	\$ -	\$ 766.04	\$ 1,188.71	\$ -	\$ -	\$ 1,188.71
Webb, Justin C & Laird, Allison F	53-08-17-404-007.000-008	1906	1B	N	\$ 240,700	\$ 116,495	\$ 124,205	\$ 1.5437	\$ 2.2845	\$ 1,849.36	\$ 2,829.81	\$ 303.20	\$ -	\$ 677.25	\$ 980.45	\$ -	\$ -	\$ 980.45
Cummins, Alison M	53-08-17-404-013.000-008	2035	1B	N	\$ 276,700	\$ 129,095	\$ 147,605	\$ 1.5437	\$ 2.2845	\$ 2,197.78	\$ 3,258.25	\$ 349.11	\$ -	\$ 711.36	\$ 1,060.47	\$ -	\$ -	\$ 1,060.47
Latimer, James & Danielle	53-08-17-404-003.000-008	2425	1B	N	\$ 266,900	\$ 150,625	\$ 116,275	\$ 1.5437	\$ 2.2845	\$ 1,731.28	\$ 2,869.55	\$ 307.45	\$ -	\$ 830.82	\$ 1,138.27	\$ 69.36	\$ 22.20	\$ 1,046.71
Smith, Michelle J & Michael D	53-08-17-404-030.000-008		1B	N	\$ 257,300	\$ 122,305	\$ 134,995	\$ 1.5437	\$ 2.2845	\$ 2,010.04	\$ 3,027.35	\$ 324.35	\$ -	\$ 692.96	\$ 1,017.31	\$ 69.36	\$ 22.20	\$ 925.75
Motz, Gary J	53-08-17-404-005.000-008		1B	N	\$ 177,700	\$ 94,445	\$ 83,255	\$ 1.5437	\$ 2.2845	\$ 1,239.64	\$ 2,054.66	\$ 220.15	\$ -	\$ 594.87	\$ 815.02	\$ 69.36	\$ 22.20	\$ 723.46
McCleery, Laura	53-08-17-404-023.000-008		1B	N	\$ 190,200	\$ 98,820	\$ 91,380	\$ 1.5437	\$ 2.2845	\$ 1,360.60	\$ 2,228.81	\$ 238.81	\$ -	\$ 629.40	\$ 868.21	\$ 69.36	\$ 22.20	\$ 776.65
Morran, Gabriel T & Samantha M	53-08-17-404-018.000-008		1B	N	\$ 180,500	\$ 95,425	\$ 85,075	\$ 1.5437	\$ 2.2845	\$ 1,266.72	\$ 2,099.56	\$ 224.95	\$ -	\$ 607.89	\$ 832.84	\$ 69.36	\$ 22.20	\$ 741.28
Present, Daniel L & Cynthia L	53-08-17-404-011.000-008	2482	1B	N	\$ 302,300	\$ 138,055	\$ 164,245	\$ 1.5437	\$ 2.2845	\$ 2,445.56	\$ 3,562.90	\$ 381.73	\$ -	\$ 735.61	\$ 1,117.34	\$ -	\$ -	\$ 1,117.34
Warner, Brian S & Jessica L	53-08-17-404-022.000-008	1622	1B	N	\$ 253,900	\$ 121,115	\$ 132,785	\$ 1.5437	\$ 2.2845	\$ 1,977.12	\$ 2,986.89	\$ 320.02	\$ -	\$ 689.75	\$ 1,009.77	\$ 69.36	\$ 22.20	\$ 918.21
Goodwin, Christopher O & Naomi M	53-08-17-404-009.000-008	1983	1B	N	\$ 218,300	\$ 108,655	\$ 109,645	\$ 1.5437	\$ 2.2845	\$ 1,632.56	\$ 2,563.21	\$ 274.62	\$ -	\$ 656.03	\$ 930.65	\$ 69.36	\$ 22.20	\$ 839.09
Galloway, Sean Ernest & Stephanie R	53-08-17-404-015.000-008	2493	1B	N	\$ 350,000	\$ 154,750	\$ 195,250	\$ 1.5437	\$ 2.2845	\$ 2,907.20	\$ 4,130.59	\$ 442.56	\$ -	\$ 780.83	\$ 1,223.39	\$ -	\$ -	\$ 1,223.39
Whitney, Jonathan W & Mary M	53-08-20-205-027.000-008	1679	1B	N	\$ 330,900	\$ 147,960	\$ 182,940	\$ 1.5437	\$ 2.2845	\$ 2,723.90	\$ 3,900.04	\$ 417.86	\$ -	\$ 758.27	\$ 1,176.14	\$ 69.36	\$ 22.20	\$ 1,084.58
Beitvashahi, Mohammad	53-08-20-205-018.000-008	1532	1B	N	\$ 281,800	\$ 127,740	\$ 154,060	\$ 1.5437	\$ 2.2845	\$ 2,294.12	\$ 3,327.64	\$ 356.53	\$ -	\$ 676.99	\$ 1,033.52	\$ 69.36	\$ 22.20	\$ 941.96
Schlegel, Stephen B & Susan D	53-08-20-205-001.000-008	1606	1B	N	\$ 380,000	\$ 162,250	\$ 217,750	\$ 1.5437	\$ 2.2845	\$ 3,242.22	\$ 4,490.86	\$ 481.16	\$ -	\$ 767.47	\$ 1,248.64	\$ 69.36	\$ 22.20	\$ 1,157.08
Reynolds, Norris G	53-08-20-205-014.000-008	1501	1B	N	\$ 298,100	\$ -	\$ 298,100	\$ 1.5437	\$ 2.2845	\$ 4,601.76	\$ 7,011.39	\$ 751.22	\$ -	\$ 1,658.41	\$ 2,409.63	\$ 69.36	\$ 22.20	\$ 2,318.07
Bevis, Janet L. Declaration of Trust & Bevis, T. Austin	53-08-20-205-031.000-008	1438	1B	N	\$ 341,500	\$ 148,775	\$ 192,725	\$ 1.5437	\$ 2.2845	\$ 2,869.60	\$ 4,032.67	\$ 432.07	\$ -	\$ 730.99	\$ 1,163.07	\$ 69.36	\$ 22.20	\$ 1,071.51
Hawk, Christopher W & Stewart, Meridith M	53-08-20-205-032.000-008	1430	1B	N	\$ 399,300	\$ 168,085	\$ 231,215	\$ 1.5437	\$ 2.2845	\$ 3,447.20	\$ 4,797.07	\$ 513.97	\$ -	\$ 835.89	\$ 1,349.87	\$ 69.36	\$ 22.20	\$ 1,258.31
Cline, Julie R	53-08-20-205-002.000-008	1875	1B	N	\$ 352,400	\$ 155,590	\$ 196,810	\$ 1.5437	\$ 2.2845	\$ 2,930.44	\$ 4,159.15	\$ 445.62	\$ -	\$ 783.09	\$ 1,228.71	\$ 69.36	\$ 22.20	\$ 1,137.15
Sterner, Mark T & Elizabeth R	53-08-20-205-005.000-008		1B	N	\$ 249,600	\$ 119,610	\$ 129,990	\$ 1.5437	\$ 2.2845	\$ 1,935.52	\$ 2,935.73	\$ 314.55	\$ -	\$ 685.66	\$ 1,000.21	\$ 69.36	\$ 22.20	\$ 908.65
Cohen, Terrance P & Ellen K	53-08-20-205-012.000-008		1B	N	\$ 264,300	\$ 124,650	\$ 139,650	\$ 1.5437	\$ 2.2845	\$ 2,079.34	\$ 3,107.42	\$ 332.94	\$ -	\$ 695.14	\$ 1,028.08	\$ 69.36	\$ 22.20	\$ 936.52
Hess, Deborah K	53-08-20-205-004.000-008		1B	N	\$ 248,500	\$ 119,225	\$ 129,275	\$ 1.5437	\$ 2.2845	\$ 1,924.86	\$ 2,922.63	\$ 313.14	\$ -	\$ 684.63	\$ 997.77	\$ 69.36	\$ 22.20	\$ 906.21
Booker, Thomas E & Jacquelyne S	53-08-20-205-003.000-008		1B	N	\$ 341,100	\$ 148,240	\$ 192,860	\$ 1.5437	\$ 2.2845	\$ 2,875.28	\$ 4,083.89	\$ 437.56	\$ -	\$ 771.05	\$ 1,208.61	\$ 69.36	\$ 22.20	\$ 1,117.05

City of Bloomington

Area #1B: South-West Annexation Area - Tax Impacts Analysis



Note (1): This section shows the inc/(dec) in tax bills due to differences between township fire protection rates and the Monroe Fire Protection District fire rate

Owner Name	Parcel #	Waiver	Annexation Area	AG	2020 Pay 2021 Gross AV	2020 Pay 2021 Deductions /Exemptions	2020 Pay 2021 NAV	Pre-Annex 2020 Pay 2021 Prop Tax Rate	Post-Annex Prop Tax Rate	Pre-Annex Tax Bill	Post-Annex Tax Bill	Net Tax Bill Increase Due Solely to AV Growth (12% - Aggregate over 4 years)	Net Tax Bill Increase Due to Difference Between Fire Rates (1)	Net Tax Bill Increase Due to Annexation	Total Post-Annexation Net Tax Bill Increase	Benefit 1 Yearly Sewer Bill Savings (@ 4000 Gal/Month)	Benefit 2 Yearly Fire Protection (Water Surcharge) Savings	Post-Annex Tax Bill Inc/(Dec) Net of Benefits
Tabereaux, Mike R	53-08-20-205-017.000-008	2415	1B	N	\$ 277,100	\$ 128,185	\$ 148,915	\$ 1.5437	\$ 2.2845	\$ 2,217.28	\$ 3,230.54	\$ 346.13	\$ -	\$ 667.13	\$ 1,013.26	\$ 69.36	\$ 22.20	\$ 921.70
Moberg, Russell J & Jill M	53-08-20-205-029.000-008	2419	1B	N	\$ 278,200	\$ 129,620	\$ 148,580	\$ 1.5437	\$ 2.2845	\$ 2,212.30	\$ 3,276.10	\$ 351.02	\$ -	\$ 712.78	\$ 1,063.80	\$ 69.36	\$ 22.20	\$ 972.24
Hicks, Christopher & Emily	53-08-20-205-038.000-008	1909	1B	N	\$ 311,900	\$ 141,415	\$ 170,485	\$ 1.5437	\$ 2.2845	\$ 2,538.46	\$ 3,677.15	\$ 393.98	\$ -	\$ 744.72	\$ 1,138.69	\$ 69.36	\$ 22.20	\$ 1,047.13
Adams, Curtis William & Pamela Jill	53-08-20-205-036.000-008	2485	1B	N	\$ 366,500	\$ 160,525	\$ 205,975	\$ 1.5437	\$ 2.2845	\$ 3,066.88	\$ 4,326.96	\$ 463.60	\$ -	\$ 796.47	\$ 1,260.08	\$ -	\$ -	\$ 1,260.08
Emerick, Danyel F & Emerick, Rosanne C	53-08-20-205-035.000-008		1B	N	\$ 307,700	\$ 139,945	\$ 167,755	\$ 1.5437	\$ 2.2845	\$ 2,497.80	\$ 3,627.18	\$ 388.63	\$ -	\$ 740.75	\$ 1,129.38	\$ 69.36	\$ 22.20	\$ 1,037.82
Hayes, Darry D & Brabara J Living Trust	53-08-20-205-033.000-008	1615	1B	N	\$ 238,100	\$ 115,585	\$ 122,515	\$ 1.5437	\$ 2.2845	\$ 1,824.20	\$ 2,798.86	\$ 299.88	\$ -	\$ 674.78	\$ 974.66	\$ 69.36	\$ 22.20	\$ 883.10
Grinstead, Donald & Julie Joint Revocable Living Trust	53-08-20-205-040.000-008		1B	N	\$ 260,600	\$ 123,460	\$ 137,140	\$ 1.5437	\$ 2.2845	\$ 2,041.96	\$ 3,066.64	\$ 328.57	\$ -	\$ 696.11	\$ 1,024.68	\$ -	\$ -	\$ 1,024.68
Lebano, Edoardo A Living Trust	53-08-20-205-019.000-008	2422	1B	N	\$ 364,900	\$ 156,965	\$ 207,935	\$ 1.5437	\$ 2.2845	\$ 3,096.08	\$ 4,311.15	\$ 461.91	\$ -	\$ 753.16	\$ 1,215.07	\$ 69.36	\$ 22.20	\$ 1,123.51
White, James G & Brenda J	53-08-20-205-020.000-008	2423	1B	N	\$ 254,600	\$ 118,360	\$ 136,240	\$ 1.5437	\$ 2.2845	\$ 2,028.56	\$ 2,998.47	\$ 321.27	\$ -	\$ 648.64	\$ 969.91	\$ 69.36	\$ 22.20	\$ 878.35
Hinkle, Charles E & Melissa O	53-08-20-205-023.000-008	2421	1B	N	\$ 244,500	\$ 117,825	\$ 126,675	\$ 1.5437	\$ 2.2845	\$ 1,886.14	\$ 2,875.03	\$ 308.04	\$ -	\$ 680.85	\$ 988.89	\$ 69.36	\$ 22.20	\$ 897.33
Dale, Bradley & Jama	53-08-20-205-039.000-008		1B	N	\$ 326,200	\$ 146,420	\$ 179,780	\$ 1.5437	\$ 2.2845	\$ 2,676.84	\$ 3,847.35	\$ 412.22	\$ -	\$ 758.29	\$ 1,170.51	\$ 69.36	\$ 22.20	\$ 1,078.95
Dale, Bradley & Jama	53-08-20-205-007.000-008		1B	N	\$ 40,000	\$ -	\$ 40,000	\$ 1.5437	\$ 2.2845	\$ 617.48	\$ 1,023.45	\$ 109.66	\$ -	\$ 296.32	\$ 405.97	\$ -	\$ -	\$ 405.97
Hawkins, James G & Mary G Trust	53-08-20-205-028.000-008	2420	1B	N	\$ 263,800	\$ 121,580	\$ 142,220	\$ 1.5437	\$ 2.2845	\$ 2,117.60	\$ 3,107.94	\$ 332.99	\$ -	\$ 657.36	\$ 990.34	\$ 69.36	\$ 22.20	\$ 898.78
Crespo, Juliana	53-08-17-104-006.000-008	1309	1B	N	\$ 180,800	\$ 95,250	\$ 85,550	\$ 1.5437	\$ 2.2845	\$ 1,273.80	\$ 2,108.27	\$ 225.89	\$ -	\$ 608.58	\$ 834.47	\$ 69.36	\$ 14.76	\$ 750.35
Gillie, Scott W & Penelope A	53-08-17-104-008.000-008	1312	1B	N	\$ 150,000	\$ 84,015	\$ 65,985	\$ 1.5437	\$ 2.2845	\$ 982.48	\$ 1,628.44	\$ 174.47	\$ -	\$ 471.49	\$ 645.96	\$ 69.36	\$ 14.76	\$ 561.84
Livingston, Joshua J P	53-08-17-102-049.000-008		1B	N	\$ 134,700	\$ 79,395	\$ 55,305	\$ 1.5437	\$ 2.2845	\$ 823.48	\$ 1,364.89	\$ 146.25	\$ -	\$ 395.16	\$ 541.41	\$ 69.36	\$ 22.20	\$ 449.85
JEAN, THOMAS & JOAN	53-01-42-875-000.000-008	1766	1B	N	\$ 227,400	\$ 108,490	\$ 118,910	\$ 1.5437	\$ 2.2845	\$ 1,771.08	\$ 2,688.44	\$ 288.04	\$ -	\$ 629.31	\$ 917.36	\$ 69.36	\$ 22.20	\$ 825.80
Hall, Brian F	53-08-20-100-044.000-008		1B	N	\$ 99,600	\$ 67,110	\$ 32,490	\$ 1.5437	\$ 2.2845	\$ 483.76	\$ 801.83	\$ 85.91	\$ -	\$ 232.16	\$ 318.07	\$ 69.36	\$ 22.20	\$ 226.51
Canada, Jeffery A & Amber D	53-01-41-709-714.000-008	1599	1B	N	\$ 205,200	\$ 104,070	\$ 101,130	\$ 1.5437	\$ 2.2845	\$ 1,505.78	\$ 2,407.32	\$ 257.94	\$ -	\$ 643.61	\$ 901.54	\$ 69.36	\$ 22.20	\$ 809.98
Motsinger, Stephanie J	53-01-41-709-715.000-008	1599	1B	N	\$ 195,400	\$ 97,640	\$ 97,760	\$ 1.5437	\$ 2.2845	\$ 1,455.60	\$ 2,293.92	\$ 245.77	\$ -	\$ 592.54	\$ 838.32	\$ 69.36	\$ 22.20	\$ 746.76
Kim, Eugene & Lori L	53-01-41-709-716.000-008	1599	1B	N	\$ 172,300	\$ -	\$ 172,300	\$ 1.5437	\$ 2.2845	\$ 2,659.80	\$ 4,045.36	\$ 433.43	\$ -	\$ 952.12	\$ 1,385.56	\$ 69.36	\$ 22.20	\$ 1,294.00
Wang, Quan & Ma, Li	53-08-17-301-093.400-008	1599	1B	N	\$ 241,400	\$ 116,740	\$ 124,660	\$ 1.5437	\$ 2.2845	\$ 1,856.14	\$ 2,838.13	\$ 304.08	\$ 534.89	\$ 677.91	\$ 981.99	\$ 69.36	\$ 22.20	\$ 890.43
Hall, Devin Allen & Angela Sue	53-08-17-301-093.401-008	1599	1B	N	\$ 239,900	\$ 116,215	\$ 123,685	\$ 1.5437	\$ 2.2845	\$ 1,841.64	\$ 2,820.28	\$ 302.17	\$ -	\$ 676.47	\$ 978.64	\$ 69.36	\$ 22.20	\$ 887.08
Murray, Kevin L	53-08-17-301-093.402-008	1599	1B	N	\$ 256,000	\$ 121,850	\$ 134,150	\$ 1.5437	\$ 2.2845	\$ 1,997.44	\$ 3,011.89	\$ 322.70	\$ -	\$ 691.75	\$ 1,014.45	\$ 69.36	\$ 22.20	\$ 922.89
Zhou, Weiyl	53-08-17-301-093.403-008	1599	1B	N	\$ 238,300	\$ 115,655	\$ 122,645	\$ 1.5437	\$ 2.2845	\$ 1,826.14	\$ 2,801.23	\$ 300.12	\$ -	\$ 674.97	\$ 975.09	\$ 69.36	\$ 22.20	\$ 883.53
Corcoran, James G II & Krock, Kaitlyn L	53-08-17-301-093.404-008	1599	1B	N	\$ 238,700	\$ 115,795	\$ 122,905	\$ 1.5437	\$ 2.2845	\$ 1,830.00	\$ 2,806.01	\$ 300.65	\$ -	\$ 675.36	\$ 976.01	\$ 69.36	\$ 22.20	\$ 884.45
Park, Hae Sook	53-08-17-301-093.405-008	1599	1B	N	\$ 195,500	\$ 97,675	\$ 97,825	\$ 1.5437	\$ 2.2845	\$ 1,456.56	\$ 2,295.11	\$ 245.90	\$ -	\$ 592.65	\$ 838.55	\$ 69.36	\$ 22.20	\$ 746.99
Alley, Matthew D & Jessica S	53-08-17-301-093.406-008	1599	1B	N	\$ 244,000	\$ 117,650	\$ 126,350	\$ 1.5437	\$ 2.2845	\$ 1,881.30	\$ 2,869.08	\$ 307.40	\$ -	\$ 680.38	\$ 987.78	\$ 69.36	\$ 22.20	\$ 896.22
Kramer, Timothy W; Romary, Lydia M	53-08-17-301-093.413-008	1599	1B	N	\$ 288,100	\$ 133,085	\$ 155,015	\$ 1.5437	\$ 2.2845	\$ 2,308.12	\$ 3,393.92	\$ 363.64	\$ -	\$ 722.16	\$ 1,085.80	\$ 69.36	\$ 22.20	\$ 994.24
Krishnan, Karthik & Balachandran, Sadhana	53-08-17-301-093.414-008	1599	1B	N	\$ 253,400	\$ 120,940	\$ 132,460	\$ 1.5437	\$ 2.2845	\$ 1,972.28	\$ 2,980.94	\$ 319.38	\$ -	\$ 689.28	\$ 1,008.66	\$ 69.36	\$ 22.20	\$ 917.10
Liu, Xiaojing & Chen, Lixin	53-08-17-301-093.415-008	1599	1B	N	\$ 237,700	\$ 112,445	\$ 125,255	\$ 1.5437	\$ 2.2845	\$ 1,865.00	\$ 2,797.34	\$ 299.72	\$ -	\$ 632.62	\$ 932.34	\$ 69.36	\$ 22.20	\$ 840.78
Toohill, Clement & Marjorie	53-08-17-301-093.416-008	1599	1B	N	\$ 227,000	\$ 108,595	\$ 118,405	\$ 1.5437	\$ 2.2845	\$ 1,763.16	\$ 2,674.11	\$ 286.52	\$ -	\$ 624.43	\$ 910.95	\$ 69.36	\$ 22.20	\$ 819.39
Nguyen, Chan; Vo, Bay Thi	53-08-17-301-093.417-008	1599	1B	N	\$ 224,200	\$ 110,720	\$ 113,480	\$ 1.5437	\$ 2.2845	\$ 1,689.68	\$ 2,633.44	\$ 282.16	\$ -	\$ 661.60	\$ 943.76	\$ 69.36	\$ 22.20	\$ 852.20
Smith, Adam W	53-08-17-301-093.418-008	1599	1B	N	\$ 279,400	\$ 130,040	\$ 149,360	\$ 1.5437	\$ 2.2845	\$ 2,223.92	\$ 3,290.37	\$ 352.54	\$ -	\$ 713.91	\$ 1,066.45	\$ 69.36	\$ 22.20	\$ 974.89
Shawcroft, Bruce D & Mari	53-08-17-301-093.419-008	1599	1B	N	\$ 248,300	\$ 116,155	\$ 132,145	\$ 1.5437	\$ 2.2845	\$ 1,967.60	\$ 2,923.48	\$ 313.22	\$ -	\$ 642.66	\$ 955.88	\$ 69.36	\$ 22.20	\$ 864.32
Thompson, Marilyn Jean	53-08-17-301-093.420-008	1599	1B	N	\$ 233,700	\$ 114,045	\$ 119,655	\$ 1.5437	\$ 2.2845	\$ 1,781.60	\$ 2,746.50	\$ 294.28	\$ -	\$ 670.63	\$ 964.90	\$ 69.36	\$ 22.20	\$ 873.34
Baker, Mark & Mayo	53-08-17-301-093.421-008	1599	1B	N	\$ 232,600	\$ 113,660	\$ 118,940	\$ 1.5437	\$ 2.2845	\$ 1,770.96	\$ 2,733.41	\$ 292.87	\$ -	\$ 669.58	\$ 962.45	\$ 69.36	\$ 22.20	\$ 870.89
Spiehler, David E	53-08-17-301-093.422-008	1599	1B	N	\$ 229,100	\$ 112,435	\$ 116,665	\$ 1.5437	\$ 2.2845	\$ 1,737.10	\$ 2,691.75	\$ 288.41	\$ -	\$ 666.25	\$ 954.65	\$ 69.36	\$ 22.20	\$ 863.09
Woodruff, Todd A & Ulzidelger & Battulga, Ulizijargal	53-08-17-301-093.423-008	1599	1B	N	\$ 230,900	\$ -	\$ 230,900	\$ 1.5437	\$ 2.2845	\$ 3,564.40	\$ 5,421.20	\$ 580.84	\$ -	\$ 1,275.96	\$ 1,856.80	\$ 69.36	\$ 22.20	\$ 1,765.24
Schroeder, Aaron Z & Bethany E	53-08-17-301-093.424-008	1599	1B	N	\$ 259,300	\$ 123,005	\$ 136,295	\$ 1.5437	\$ 2.2845	\$ 2,029.38	\$ 3,051.15	\$ 326.90	\$ -	\$ 694.87	\$ 1,021.77	\$ 69.36	\$ 22.20	\$ 930.21
Loudenslager, Jaime	53-08-17-304-056.000-008	1447	1B	N	\$ 134,800	\$ 104,390	\$ 30,410	\$ 1.5437	\$ 2.2845	\$ 452.80	\$ 750.48	\$ 80.40	\$ -	\$ 217.27	\$ 297.68	\$ 69.36	\$ 22.20	\$ 206.12
CPW Properties LLC	53-08-17-304-103.000-008	1447	1B	N	\$ 138,200	\$ -	\$ 138,200	\$ 1.5437	\$ 2.2845	\$ 2,133.40	\$ 3,244.74	\$ 347.65	\$ -	\$ 763.69	\$ 1,111.34	\$ 69.36	\$ 22.20	\$ 1,019.78
Williams, John E	53-08-17-304-058.000-008	1447	1B	N	\$ 140,700	\$ -	\$ 140,700	\$ 1.5437	\$ 2.2845	\$ 2,172.00	\$ 3,303.43	\$ 353.94	\$ -	\$ 777.49	\$ 1,131.43	\$ 69.36	\$ 22.20	\$ 1,039.87
Silwal, Narayan & Veronica	53-08-17-304-076.000-008	1447	1B	N	\$ 168,500	\$ -	\$ 168,500	\$ 1.5437	\$ 2.2845	\$ 2,601.12	\$ 3,956.14	\$ 423.87	\$ -	\$ 931.15	\$ 1,355.02	\$ 69.36	\$ 22.20	\$ 1,263.46
Bassett, Parker Don & Lauren Ann	53-01-41-709-717.000-008	1599	1B	N	\$ 192,200	\$ 99,520	\$ 92,680	\$ 1.5437	\$ 2.2845	\$ 1,379.96	\$ 2,252.61	\$ 241.36	\$ -	\$ 631.29	\$ 872.65	\$ 69.36	\$ 22.20	\$ 781.09
Stephney, Clifton J & Terri L	53-01-41-709-718.000-008	1599	1B	N	\$ 240,100	\$ 116,285	\$ 123,815	\$ 1.5437	\$ 2.2845	\$ 1,843.56	\$ 2,822.67	\$ 302.43	\$ -	\$ 676.67	\$ 979.11	\$ 69.36	\$ 22.20	\$ 887.55
Sanders, Bryan O	53-01-41-709-719.000-008	1599	1B	N	\$ 221,500	\$ -	\$ 221,500	\$ 1.5437	\$ 2.2845	\$ 3,419.30	\$ 5,200.50	\$ 557.20	\$ -	\$ 1,224.00	\$ 1,781.20	\$ 69.36	\$ 22.20	\$ 1,689.64
Calvert, Amy M & Corbin R; Price, Bryan W & Kathy R	53-01-41-709-720.000-008	1599	1B	N	\$ 265,000	\$ 121,335	\$ 143,665	\$ 1.5437	\$ 2.2845	\$ 2,140.16	\$ 3,148.24	\$ 337.31	\$ -	\$ 670.77	\$ 1,008.08	\$ 69.36	\$ 22.20	\$ 916.52

City of Bloomington

Area #1B: South-West Annexation Area - Tax Impacts Analysis



Note (1): This section shoes the inc/(dec) in tax bills due to differences between township fire protection rates and the Monroe Fire Protection District fire rate

Owner Name	Parcel #	Waiver	Annexation Area	AG	2020 Pay 2021 Gross AV	2020 Pay 2021 Deductions /Exemptions	2020 Pay 2021 NAV	Pre-Annex 2020 Pay 2021 Prop Tax Rate	Post-Annex Prop Tax Rate	Pre-Annex Tax Bill	Post-Annex Tax Bill	Net Tax Bill Increase Due Solely to AV Growth (12% - Aggregate over 4 years)	Net Tax Bill Increase Due to Difference Between Fire Rates (1)	Net Tax Bill Increase Due to Annexation	Total Post-Annexation Net Tax Bill Increase	Benefit 1 Yearly Sewer Bill Savings (@ 4000 Gal/Month)	Benefit 2 Yearly Fire Protection (Water Surcharge) Savings	Post-Annex Tax Bill Inc/(Dec) Net of Benefits
Tenefrancia, Sherley M	53-01-41-709-721.000-008	1599	1B	N	\$ 178,400	\$ 94,690	\$ 83,710	\$ 1.5437	\$ 2.2845	\$ 1,246.40	\$ 2,065.88	\$ 221.34	\$ -	\$ 598.14	\$ 819.48	\$ 69.36	\$ 22.20	\$ 727.92
Lingenfelter, Aaron C	53-01-41-709-722.000-008	1599	1B	N	\$ 205,000	\$ 104,000	\$ 101,000	\$ 1.5437	\$ 2.2845	\$ 1,503.84	\$ 2,404.93	\$ 257.67	\$ -	\$ 643.42	\$ 901.09	\$ 69.36	\$ 22.20	\$ 809.53
AMH 2014-2 Borrower, LLC	53-01-41-709-723.000-008	1599	1B	N	\$ 271,300	\$ -	\$ 271,300	\$ 1.5437	\$ 2.2845	\$ 4,188.06	\$ 6,369.73	\$ 682.47	\$ -	\$ 1,499.20	\$ 2,181.67	\$ 69.36	\$ 22.20	\$ 2,090.11
Meanwell, Emily & Harris Shafer	53-01-41-709-724.000-008	1599	1B	N	\$ 258,600	\$ 122,760	\$ 135,840	\$ 1.5437	\$ 2.2845	\$ 2,022.60	\$ 3,042.84	\$ 326.02	\$ -	\$ 694.21	\$ 1,020.24	\$ 69.36	\$ 22.20	\$ 928.68
Goetze, Erin	53-01-41-709-725.000-008	1599	1B	N	\$ 200,900	\$ 99,565	\$ 101,335	\$ 1.5437	\$ 2.2845	\$ 1,508.84	\$ 2,359.37	\$ 252.79	\$ -	\$ 597.75	\$ 850.53	\$ 69.36	\$ 22.20	\$ 758.97
Livingston, Alan L & Cindi L	53-08-18-103-003.226-008	1599	1B	N	\$ 305,700	\$ 139,245	\$ 166,455	\$ 1.5437	\$ 2.2845	\$ 2,478.46	\$ 3,603.38	\$ 386.08	\$ -	\$ 738.84	\$ 1,124.92	\$ 69.36	\$ 22.20	\$ 1,033.36
Lavengood, Wanda Gail	53-08-18-103-003.227-008	1599	1B	N	\$ 224,300	\$ 107,755	\$ 116,545	\$ 1.5437	\$ 2.2845	\$ 2,637.85	\$ 282.62	\$ -	\$ 619.91	\$ 902.53	\$ 69.36	\$ 22.20	\$ 810.97	
Cardin, David S & Tonya R	53-08-18-103-003.228-008	1599	1B	N	\$ 194,700	\$ 100,395	\$ 94,305	\$ 1.5437	\$ 2.2845	\$ 1,404.16	\$ 2,282.36	\$ 244.55	\$ -	\$ 633.66	\$ 878.20	\$ 69.36	\$ 22.20	\$ 786.64
Press, Michael D & Arlene N	53-01-41-709-729.000-008	1599	1B	N	\$ 217,200	\$ 108,270	\$ 108,930	\$ 1.5437	\$ 2.2845	\$ 1,621.92	\$ 2,550.14	\$ 273.24	\$ -	\$ 654.98	\$ 928.22	\$ 69.36	\$ 22.20	\$ 836.66
Comstock, Robert	53-01-41-709-730.000-008	1599	1B	N	\$ 239,400	\$ 116,040	\$ 123,360	\$ 1.5437	\$ 2.2845	\$ 1,836.80	\$ 2,814.33	\$ 301.53	\$ -	\$ 676.00	\$ 977.53	\$ 69.36	\$ 22.20	\$ 885.97
Gentile, Nick A	53-01-41-709-731.000-008	1599	1B	N	\$ 238,400	\$ 115,690	\$ 122,710	\$ 1.5437	\$ 2.2845	\$ 1,827.10	\$ 2,802.43	\$ 300.26	\$ -	\$ 675.07	\$ 975.33	\$ 69.36	\$ 22.20	\$ 883.77
Xu, Zhaching & Fu, Languang	53-01-41-709-732.000-008	1599	1B	N	\$ 254,400	\$ 118,290	\$ 136,110	\$ 1.5437	\$ 2.2845	\$ 2,026.64	\$ 2,996.08	\$ 321.00	\$ -	\$ 648.43	\$ 969.44	\$ 69.36	\$ 22.20	\$ 877.88
Lampkins, Eustan	53-01-41-709-733.000-008	1599	1B	N	\$ 246,200	\$ 118,420	\$ 127,780	\$ 1.5437	\$ 2.2845	\$ 1,902.60	\$ 2,895.27	\$ 310.21	\$ -	\$ 682.45	\$ 992.67	\$ 69.36	\$ 22.20	\$ 901.11
Wise, Sharon	53-01-41-709-734.000-008	1599	1B	N	\$ 185,500	\$ 97,175	\$ 88,325	\$ 1.5437	\$ 2.2845	\$ 1,315.12	\$ 2,172.86	\$ 232.81	\$ -	\$ 624.94	\$ 857.74	\$ 69.36	\$ 22.20	\$ 766.18
Newnum, Kyle D & Julia M	53-01-41-709-735.000-008	1599	1B	N	\$ 254,000	\$ 121,150	\$ 132,850	\$ 1.5437	\$ 2.2845	\$ 1,978.08	\$ 2,988.09	\$ 320.15	\$ -	\$ 689.85	\$ 1,010.01	\$ 69.36	\$ 22.20	\$ 918.45
Williams, John E III	53-08-20-106-004.000-008		1B	N	\$ 234,400	\$ 114,290	\$ 120,110	\$ 1.5437	\$ 2.2845	\$ 1,784.40	\$ 2,754.82	\$ 295.16	\$ -	\$ 671.27	\$ 966.42	\$ 69.36	\$ 22.20	\$ 874.86
Clark, Michael J	53-08-20-106-036.000-008		1B	N	\$ 188,900	\$ 98,365	\$ 90,535	\$ 1.5437	\$ 2.2845	\$ 1,348.04	\$ 2,213.32	\$ 237.14	\$ -	\$ 628.15	\$ 865.28	\$ 69.36	\$ 37.08	\$ 758.84
DiIts, William Stewart & Erica Danielle	53-08-20-100-021.000-008	1954	1B	N	\$ 369,100	\$ 161,435	\$ 207,665	\$ 1.5437	\$ 2.2845	\$ 3,092.04	\$ 4,357.90	\$ 466.92	\$ -	\$ 798.94	\$ 1,265.86	\$ -	\$ -	\$ 1,265.86
Butler, Prince F & Sheila S	53-08-20-100-012.000-008	1954	1B	N	\$ 409,200	\$ 175,470	\$ 233,730	\$ 1.5437	\$ 2.2845	\$ 3,480.16	\$ 4,835.14	\$ 518.06	\$ -	\$ 836.92	\$ 1,354.98	\$ 69.36	\$ 22.20	\$ 1,263.42
McAdams, Damien K & Rita R	53-08-20-100-036.000-008	1954	1B	N	\$ 324,500	\$ 170,785	\$ 153,715	\$ 1.5437	\$ 2.2845	\$ 2,288.76	\$ 3,793.54	\$ 406.45	\$ -	\$ 1,098.33	\$ 1,504.78	\$ 69.36	\$ 22.20	\$ 1,413.22
Schmidt, Kevin	53-08-20-100-039.000-008	1954	1B	N	\$ 265,300	\$ 122,105	\$ 143,195	\$ 1.5437	\$ 2.2845	\$ 2,132.12	\$ 3,125.80	\$ 334.90	\$ -	\$ 658.78	\$ 993.68	\$ 69.36	\$ 22.20	\$ 902.12
Silwal, Narayan & Veronica	53-08-17-304-017.000-008	1447	1B	N	\$ 168,500	\$ -	\$ 168,500	\$ 1.5437	\$ 2.2845	\$ 2,601.12	\$ 3,956.14	\$ 423.87	\$ -	\$ 931.15	\$ 1,355.02	\$ 69.36	\$ 22.20	\$ 1,263.46
Silwal, Narayan & Veronica	53-08-17-304-044.000-008	1447	1B	N	\$ 168,500	\$ -	\$ 168,500	\$ 1.5437	\$ 2.2845	\$ 2,601.12	\$ 3,956.14	\$ 423.87	\$ -	\$ 931.15	\$ 1,355.02	\$ 69.36	\$ 22.20	\$ 1,263.46
Silwal, Narayan & Veronica	53-08-17-304-024.000-008	1447	1B	N	\$ 168,500	\$ -	\$ 168,500	\$ 1.5437	\$ 2.2845	\$ 2,601.12	\$ 3,956.14	\$ 423.87	\$ -	\$ 931.15	\$ 1,355.02	\$ 69.36	\$ 22.20	\$ 1,263.46
Felling, Chance L	53-08-17-304-079.000-008	1447	1B	N	\$ 162,000	\$ -	\$ 162,000	\$ 1.5437	\$ 2.2845	\$ 2,500.80	\$ 3,803.53	\$ 407.52	\$ -	\$ 895.21	\$ 1,302.73	\$ 69.36	\$ 22.20	\$ 1,211.17
Felling, Chance L	53-08-17-304-080.000-008	1447	1B	N	\$ 137,600	\$ -	\$ 137,600	\$ 1.5437	\$ 2.2845	\$ 2,124.12	\$ 3,230.65	\$ 346.14	\$ -	\$ 760.39	\$ 1,106.53	\$ 69.36	\$ 22.20	\$ 1,014.97
Phipps, John E & Kara	53-08-17-304-077.000-008	1447	1B	N	\$ 176,900	\$ -	\$ 176,900	\$ 1.5437	\$ 2.2845	\$ 2,730.80	\$ 4,153.36	\$ 445.00	\$ -	\$ 977.55	\$ 1,422.56	\$ 69.36	\$ 22.20	\$ 1,331.00
Phipps, John E & Kara	53-08-17-304-033.000-008	1447	1B	N	\$ 176,900	\$ -	\$ 176,900	\$ 1.5437	\$ 2.2845	\$ 2,730.80	\$ 4,153.36	\$ 445.00	\$ -	\$ 977.55	\$ 1,422.56	\$ 69.36	\$ 22.20	\$ 1,331.00
Phipps, John E & Kara	53-08-17-304-034.000-008	1447	1B	N	\$ 176,900	\$ -	\$ 176,900	\$ 1.5437	\$ 2.2845	\$ 2,730.80	\$ 4,153.36	\$ 445.00	\$ -	\$ 977.55	\$ 1,422.56	\$ 69.36	\$ 22.20	\$ 1,331.00
Phipps, John E & Kara	53-08-17-304-029.000-008	1447	1B	N	\$ 176,900	\$ -	\$ 176,900	\$ 1.5437	\$ 2.2845	\$ 2,730.80	\$ 4,153.36	\$ 445.00	\$ -	\$ 977.55	\$ 1,422.56	\$ 69.36	\$ 22.20	\$ 1,331.00
Phipps, John E & Kara	53-08-17-304-018.000-008	1447	1B	N	\$ 176,900	\$ -	\$ 176,900	\$ 1.5437	\$ 2.2845	\$ 2,730.80	\$ 4,153.36	\$ 445.00	\$ -	\$ 977.55	\$ 1,422.56	\$ 69.36	\$ 22.20	\$ 1,331.00
Felling, Chance L	53-08-17-304-050.000-008	1447	1B	N	\$ 137,600	\$ -	\$ 137,600	\$ 1.5437	\$ 2.2845	\$ 2,124.12	\$ 3,230.65	\$ 346.14	\$ -	\$ 760.39	\$ 1,106.53	\$ 69.36	\$ 22.20	\$ 1,014.97
Felling, Chance L	53-08-17-304-088.000-008	1447	1B	N	\$ 126,100	\$ -	\$ 126,100	\$ 1.5437	\$ 2.2845	\$ 1,946.60	\$ 2,960.65	\$ 317.21	\$ -	\$ 696.83	\$ 1,014.05	\$ 69.36	\$ 22.20	\$ 922.49
Borgers, Mark & Janet	53-08-17-304-089.000-008	1447	1B	N	\$ 181,200	\$ -	\$ 181,200	\$ 1.5437	\$ 2.2845	\$ 2,797.18	\$ 4,254.32	\$ 455.82	\$ -	\$ 1,001.32	\$ 1,457.14	\$ 69.36	\$ 22.20	\$ 1,365.58
Borgers, Mark & Janet	53-08-17-304-091.000-008	1447	1B	N	\$ 182,400	\$ -	\$ 182,400	\$ 1.5437	\$ 2.2845	\$ 2,815.72	\$ 4,282.49	\$ 458.84	\$ -	\$ 1,007.93	\$ 1,466.77	\$ 69.36	\$ 22.20	\$ 1,375.21
Borgers, Mark & Janet	53-08-17-304-090.000-008	1447	1B	N	\$ 182,400	\$ -	\$ 182,400	\$ 1.5437	\$ 2.2845	\$ 2,815.72	\$ 4,282.49	\$ 458.84	\$ -	\$ 1,007.93	\$ 1,466.77	\$ 69.36	\$ 22.20	\$ 1,375.21
Borgers, Mark & Janet	53-08-17-304-092.000-008	1447	1B	N	\$ 181,200	\$ -	\$ 181,200	\$ 1.5437	\$ 2.2845	\$ 2,797.18	\$ 4,254.32	\$ 455.82	\$ -	\$ 1,001.32	\$ 1,457.14	\$ 69.36	\$ 22.20	\$ 1,365.58
Phillips, Lynnea M	53-08-17-304-047.000-008	1447	1B	N	\$ 163,800	\$ 89,580	\$ 74,220	\$ 1.5437	\$ 2.2845	\$ 1,105.10	\$ 1,831.66	\$ 196.24	\$ -	\$ 530.32	\$ 726.56	\$ 69.36	\$ 22.20	\$ 635.00
Kou, Xiaodi; Kou, Xiaojing	53-08-17-304-048.000-008	1447	1B	N	\$ 163,800	\$ -	\$ 163,800	\$ 1.5437	\$ 2.2845	\$ 2,528.58	\$ 3,845.79	\$ 412.05	\$ -	\$ 905.16	\$ 1,317.21	\$ 69.36	\$ 22.20	\$ 1,225.65
Zhou, Xiaoling	53-08-20-100-017.000-008	1954	1B	N	\$ 255,600	\$ 118,710	\$ 136,890	\$ 1.5437	\$ 2.2845	\$ 2,038.24	\$ 3,010.37	\$ 322.54	\$ -	\$ 649.59	\$ 972.13	\$ 69.36	\$ 22.20	\$ 880.57
Breedlove, Mark & Valerie Helms-Breedlove	53-08-20-100-048.000-008	1954	1B	N	\$ 274,800	\$ 128,430	\$ 146,370	\$ 1.5437	\$ 2.2845	\$ 2,179.40	\$ 3,235.62	\$ 346.67	\$ -	\$ 709.55	\$ 1,056.22	\$ 69.36	\$ 22.20	\$ 964.66
Boling, Lana	53-08-20-100-014.000-008	1954	1B	N	\$ 275,000	\$ 128,500	\$ 146,500	\$ 1.5437	\$ 2.2845	\$ 2,181.32	\$ 3,238.01	\$ 346.93	\$ -	\$ 709.76	\$ 1,056.69	\$ 69.36	\$ 22.20	\$ 965.13
Wright, Myra & Bill	53-08-20-100-024.000-008	1954	1B	N	\$ 279,800	\$ 130,180	\$ 149,620	\$ 1.5437	\$ 2.2845	\$ 2,227.78	\$ 3,295.13	\$ 353.04	\$ -	\$ 714.30	\$ 1,067.35	\$ 69.36	\$ 22.20	\$ 975.79
Rhodes, Brian G & Heather D	53-08-20-100-016.000-008	1954	1B	N	\$ 245,200	\$ 118,070	\$ 127,130	\$ 1.5437	\$ 2.2845	\$ 1,892.92	\$ 2,883.37	\$ 308.94	\$ -	\$ 681.51	\$ 990.45	\$ 69.36	\$ 22.20	\$ 898.89
Solis Reyes Luciano & Maria DE LOS ANGELES C De Solis	53-08-20-100-028.000-008	1954	1B	N	\$ 256,400	\$ 118,990	\$ 137,410	\$ 1.5437	\$ 2.2845	\$ 2,045.98	\$ 3,019.88	\$ 323.56	\$ -	\$ 650.35	\$ 973.90	\$ 69.36	\$ 22.20	\$ 882.34
Hazen, Douglas G I & Marcella D	53-08-20-100-052.000-008	1954	1B	N	\$ 40,000	\$ -	\$ 40,000	\$ 1.5437	\$ 2.2845	\$ 617.48	\$ 1,023.45	\$ 109.66	\$ -	\$ 296.32	\$ 405.97	\$ -	\$ -	\$ 405.97
Sheehan, Luke A & Elizabeth C	53-08-20-100-053.000-008	1611	1B	N	\$ 228,600	\$ 112,260	\$ 116,340	\$ 1.5437	\$ 2.2845	\$ 1,732.26	\$ 2,685.80	\$ 287.77	\$ -	\$ 665.78	\$ 953.54	\$ 69.36	\$ 22.20	\$ 861.98
Cloe, Ryan M & Vanessa L	53-08-20-100-019.000-008	2402	1B	N	\$ 232,400	\$ 113,590	\$ 118,810	\$ 1.5437	\$ 2.2845	\$ 1,769.04	\$ 2,731.02	\$ 292.61	\$ -	\$ 669.37	\$ 961.98	\$ 69.36	\$ 22.20	\$ 870.42
Slone, James E & Lisa M	53-08-20-100-043.000-008	2400	1B	N	\$ 239,000	\$ 115,725	\$ 123,275	\$ 1.5437	\$ 2.2845	\$ 1,835.52	\$ 2,804.16	\$ 300.45	\$ -	\$ 668.19	\$ 968.64	\$ 69.36	\$ 22.20	\$ 877.08
Perry, Travis A & Kimberly N	53-08-20-100-018.000-008	1587	1B	N	\$ 196,900	\$ 98,165	\$ 98,735	\$ 1.5437	\$ 2.2845	\$ 1,470.12	\$ 2,311.77	\$ 247.69	\$ -	\$ 593.96	\$ 841.65	\$ 69.36	\$ 22.20	\$ 750.09
Coffman, Duane A & Sarah M	53-08-20-100-023.000-008	1929	1B	N	\$ 249,400	\$ 119,540	\$ 129,860	\$ 1.5437	\$ 2.2845	\$ 1,933.56	\$ 2,933.34	\$ 314.28	\$ -	\$ 685.				

City of Bloomington

Area #1B: South-West Annexation Area - Tax Impacts Analysis

Note (1): This section shoes the inc/(dec) in tax bills due to differences between township fire protection rates and the Monroe Fire Protection District fire rate

Owner Name	Parcel #	Waiver	Annexation Area	AG	2020 Pay 2021 Gross AV	2020 Pay 2021 Deductions /Exemptions	2020 Pay 2021 NAV	Pre-Annex 2020 Pay 2021 Prop Tax Rate	Post-Annex Prop Tax Rate	Pre-Annex Tax Bill	Post-Annex Tax Bill	Net Tax Bill Increase Due Solely to AV Growth (12% - Aggregate over 4 years)	Net Tax Bill Increase Due to Difference Between Fire Rates (1)	Net Tax Bill Increase Due to Annexation	Total Post-Annexation Net Tax Bill Increase	Benefit 1 Yearly Sewer Bill Savings (@ 4000 Gal/Month)	Benefit 2 Yearly Fire Protection (Water Surcharge) Savings	Post-Annex Tax Bill Inc/(Dec) Net of Benefits
Vitols, Inta	53-08-20-100-022.000-008	1928	1B	N	\$ 203,600	\$ 100,510	\$ 103,090	\$ 1.5437	\$ 2.2845	\$ 1,534.96	\$ 2,391.51	\$ 256.24	\$ -	\$ 600.32	\$ 856.55	\$ 69.36	\$ 22.20	\$ 764.99
Butcher, Lisa Ann	53-08-20-100-033.000-008	1953	1B	N	\$ 234,400	\$ 111,290	\$ 123,110	\$ 1.5437	\$ 2.2845	\$ 1,833.06	\$ 2,758.06	\$ 295.50	\$ -	\$ 629.49	\$ 925.00	\$ 69.36	\$ 22.20	\$ 833.44
Booher, Kevin J & Ginger R	53-08-20-100-040.000-008	1918	1B	N	\$ 209,000	\$ 102,400	\$ 106,600	\$ 1.5437	\$ 2.2845	\$ 1,587.24	\$ 2,455.77	\$ 263.12	\$ -	\$ 605.42	\$ 868.53	\$ 69.36	\$ 22.20	\$ 776.97
Martin, Chase B & Amy P Payne	53-08-17-402-002.000-008	1239	1B	N	\$ 163,500	\$ 88,950	\$ 74,550	\$ 1.5437	\$ 2.2845	\$ 1,110.02	\$ 1,839.82	\$ 197.12	\$ -	\$ 532.67	\$ 729.80	\$ 69.36	\$ 22.20	\$ 638.24
Unity Of Bloomington Inc	53-08-20-100-037.000-008	2270	1B	N	\$ 254,400	\$ 254,400	\$ -	\$ 1.5437	\$ 2.2845	\$ -	\$ -	\$ -	\$ -	\$ -	\$ -	\$ 69.36	\$ 22.20	\$ (91.56)
Duhon, Marvant M & Susan T	53-08-17-407-015.000-008		1B	N	\$ 94,800	\$ 65,430	\$ 29,370	\$ 1.5437	\$ 2.2845	\$ 437.30	\$ 724.81	\$ 77.65	\$ -	\$ 209.86	\$ 287.51	\$ 69.36	\$ 14.76	\$ 203.39
Couch,James D Jr	53-08-17-110-001.000-008	1356	1B	N	\$ 184,400	\$ -	\$ 184,400	\$ 1.5437	\$ 2.2845	\$ 2,846.58	\$ 4,329.45	\$ 463.87	\$ -	\$ 1,019.00	\$ 1,482.87	\$ 69.36	\$ 14.76	\$ 1,398.75
Watts, David J; Hamilton, Lydia	53-08-17-104-007.000-008	1319	1B	N	\$ 174,800	\$ 92,310	\$ 82,490	\$ 1.5437	\$ 2.2845	\$ 1,228.36	\$ 2,015.80	\$ 215.98	\$ -	\$ 571.45	\$ 787.44	\$ 69.36	\$ 22.20	\$ 695.88
Doehla, George D	53-08-20-205-015.000-008	1707	1B	N	\$ 288,700	\$ 129,305	\$ 159,395	\$ 1.5437	\$ 2.2845	\$ 2,377.92	\$ 3,483.53	\$ 373.23	\$ -	\$ 732.39	\$ 1,105.61	\$ 69.36	\$ 22.20	\$ 1,014.05
Root, Jordan D & Lindsay E	53-08-20-205-011.000-008		1B	N	\$ 292,100	\$ 131,485	\$ 160,615	\$ 1.5437	\$ 2.2845	\$ 2,391.48	\$ 3,444.76	\$ 369.08	\$ -	\$ 684.19	\$ 1,053.28	\$ 69.36	\$ 22.20	\$ 961.72
Derheimer, Daniel G & Carol L	53-08-20-205-021.000-008	1583	1B	N	\$ 318,800	\$ 140,235	\$ 178,565	\$ 1.5437	\$ 2.2845	\$ 2,659.68	\$ 3,785.78	\$ 405.62	\$ -	\$ 720.48	\$ 1,126.10	\$ 69.36	\$ 22.20	\$ 1,034.54
Mussman, Matthew W & Bethany M	53-08-20-205-025.000-008	2414	1B	N	\$ 276,900	\$ 129,165	\$ 147,735	\$ 1.5437	\$ 2.2845	\$ 2,199.72	\$ 3,260.62	\$ 349.35	\$ -	\$ 711.55	\$ 1,060.90	\$ 69.36	\$ 22.20	\$ 969.34
Nguyen, Xuan T & Hang T	53-08-20-205-024.000-008		1B	N	\$ 246,200	\$ 115,105	\$ 131,095	\$ 1.5437	\$ 2.2845	\$ 1,952.44	\$ 2,910.80	\$ 311.86	\$ -	\$ 646.50	\$ 958.36	\$ 69.36	\$ 22.20	\$ 866.80
Hacker, Patricia J Rev Trust	53-08-20-205-041.000-008	2416	1B	N	\$ 207,100	\$ 101,735	\$ 105,365	\$ 1.5437	\$ 2.2845	\$ 1,568.84	\$ 2,433.17	\$ 260.70	\$ -	\$ 603.63	\$ 864.33	\$ 69.36	\$ 22.20	\$ 772.77
Jones, Jeffrey S	53-08-20-205-022.000-008		1B	N	\$ 351,300	\$ -	\$ 351,300	\$ 1.5437	\$ 2.2845	\$ 5,423.02	\$ 8,248.02	\$ 883.72	\$ -	\$ 1,941.28	\$ 2,825.00	\$ -	\$ -	\$ 2,825.00
Milliman, Nathan	53-08-20-205-009.000-008		1B	N	\$ 265,800	\$ 125,280	\$ 140,520	\$ 1.5437	\$ 2.2845	\$ 2,092.28	\$ 3,128.51	\$ 335.19	\$ -	\$ 701.04	\$ 1,036.23	\$ 69.36	\$ 22.20	\$ 944.67
Perez, Dennis & Linda	53-08-20-205-037.000-008		1B	N	\$ 283,400	\$ 131,440	\$ 151,960	\$ 1.5437	\$ 2.2845	\$ 2,262.64	\$ 3,337.97	\$ 357.64	\$ -	\$ 717.70	\$ 1,075.33	\$ 69.36	\$ 22.20	\$ 983.77
Johnson, Dennis L & Kathy S	53-08-20-205-034.000-008		1B	N	\$ 251,400	\$ 117,240	\$ 134,160	\$ 1.5437	\$ 2.2845	\$ 1,997.60	\$ 2,960.38	\$ 317.18	\$ -	\$ 645.60	\$ 962.78	\$ 69.36	\$ 22.20	\$ 871.22
Hunt, Janice E	53-08-20-205-006.000-008		1B	N	\$ 199,800	\$ 102,180	\$ 97,620	\$ 1.5437	\$ 2.2845	\$ 1,453.52	\$ 2,343.04	\$ 251.03	\$ -	\$ 638.49	\$ 889.52	\$ 69.36	\$ 22.20	\$ 797.96
Judge, Molly M & James T	53-08-20-205-013.000-008		1B	N	\$ 321,400	\$ 142,045	\$ 179,355	\$ 1.5437	\$ 2.2845	\$ 2,673.10	\$ 3,822.08	\$ 409.52	\$ -	\$ 739.46	\$ 1,148.98	\$ 69.36	\$ 22.20	\$ 1,057.42
Karty, Jonathan Allen & Jacquelyn Jean Smith, Robert Francis III & Maureen O'Neill	53-08-20-205-030.000-008		1B	N	\$ 270,900	\$ 127,065	\$ 143,835	\$ 1.5437	\$ 2.2845	\$ 2,141.64	\$ 3,189.21	\$ 341.70	\$ -	\$ 705.87	\$ 1,047.57	\$ 69.36	\$ 22.20	\$ 956.01
Kabrick, Chris & Jane E	53-08-20-205-010.000-008	1548	1B	N	\$ 310,900	\$ 141,065	\$ 169,835	\$ 1.5437	\$ 2.2845	\$ 2,528.78	\$ 3,665.25	\$ 392.70	\$ -	\$ 743.77	\$ 1,136.47	\$ 69.36	\$ 22.20	\$ 1,044.91
Smith, Stephen G	53-08-20-205-016.000-008		1B	N	\$ 265,900	\$ 124,965	\$ 140,935	\$ 1.5437	\$ 2.2845	\$ 2,098.48	\$ 3,118.88	\$ 334.16	\$ -	\$ 686.24	\$ 1,020.40	\$ 69.36	\$ 22.20	\$ 928.84
Ulmes, Daniel R	53-08-20-205-008.000-008	1947	1B	N	\$ 248,200	\$ 119,120	\$ 129,080	\$ 1.5437	\$ 2.2845	\$ 1,921.96	\$ 2,919.07	\$ 312.76	\$ -	\$ 684.34	\$ 997.11	\$ 69.36	\$ 22.20	\$ 905.55
Ladow, Todd R & Toni L	53-08-20-201-014.000-008	2413	1B	N	\$ 226,500	\$ 111,525	\$ 114,975	\$ 1.5437	\$ 2.2845	\$ 1,711.94	\$ 2,660.81	\$ 285.09	\$ -	\$ 663.78	\$ 948.87	\$ 69.36	\$ 22.20	\$ 857.31
Schwartz, Jeffrey Scott & Cari Beth	53-08-20-201-002.000-008	1439	1B	N	\$ 210,200	\$ 105,820	\$ 104,380	\$ 1.5437	\$ 2.2845	\$ 1,554.16	\$ 2,466.83	\$ 264.31	\$ -	\$ 648.36	\$ 912.67	\$ 69.36	\$ 22.20	\$ 821.11
Anderson, Steven D	53-08-20-201-013.000-008	2004	1B	N	\$ 326,100	\$ 146,385	\$ 179,715	\$ 1.5437	\$ 2.2845	\$ 2,675.88	\$ 3,846.16	\$ 412.09	\$ -	\$ 758.19	\$ 1,170.28	\$ 69.36	\$ 22.20	\$ 1,078.72
Karch, Roger P; Little, Ella w/l/e	53-08-20-201-011.000-008	2005	1B	N	\$ 268,800	\$ 126,330	\$ 142,470	\$ 1.5437	\$ 2.2845	\$ 2,121.32	\$ 3,164.21	\$ 339.02	\$ -	\$ 703.88	\$ 1,042.89	\$ 69.36	\$ 22.20	\$ 951.33
Perry, Harold & Joy Hays Drive Irrevocable Trust	53-08-17-102-005.000-008		1B	N	\$ 136,900	\$ 79,990	\$ 56,910	\$ 1.5437	\$ 2.2845	\$ 847.36	\$ 1,404.48	\$ 150.48	\$ -	\$ 406.64	\$ 557.12	\$ 69.36	\$ 22.20	\$ 465.56
Bennett, Gabriel Joseph	53-08-17-407-020.000-008		1B	N	\$ 109,000	\$ -	\$ 109,000	\$ 1.5437	\$ 2.2845	\$ 1,682.64	\$ 2,559.16	\$ 274.20	\$ -	\$ 602.33	\$ 876.52	\$ 69.36	\$ 14.76	\$ 792.40
Ayers, Barbara D	53-08-17-102-053.000-008		1B	N	\$ 133,400	\$ 78,940	\$ 54,460	\$ 1.5437	\$ 2.2845	\$ 810.88	\$ 1,344.02	\$ 144.00	\$ -	\$ 389.14	\$ 533.14	\$ 69.36	\$ 22.20	\$ 441.58
Miers, Jennifer	53-08-17-407-035.000-008		1B	N	\$ 93,100	\$ 64,835	\$ 28,265	\$ 1.5437	\$ 2.2845	\$ 420.86	\$ 697.56	\$ 74.74	\$ -	\$ 201.96	\$ 276.70	\$ 69.36	\$ 14.76	\$ 192.58
Harding, Terri Sue & Axsom, Dana Gale	53-08-17-100-006.000-008		1B	N	\$ 114,300	\$ 69,255	\$ 45,045	\$ 1.5437	\$ 2.2845	\$ 670.70	\$ 1,111.65	\$ 119.10	\$ -	\$ 321.85	\$ 440.95	\$ 69.36	\$ 22.20	\$ 349.39
Sexton, Roscoe L Jr & Janice E	53-08-17-407-002.000-008	1289	1B	N	\$ 106,800	\$ -	\$ 106,800	\$ 1.5437	\$ 2.2845	\$ 1,648.68	\$ 2,544.82	\$ 272.66	\$ -	\$ 623.48	\$ 896.14	\$ 69.36	\$ 14.76	\$ 812.02
Scuderi, Phillip & Thole, Catharine	53-08-17-102-050.000-008		1B	N	\$ 182,200	\$ 95,495	\$ 86,705	\$ 1.5437	\$ 2.2845	\$ 1,291.00	\$ 2,117.37	\$ 226.87	\$ -	\$ 599.50	\$ 826.37	\$ 69.36	\$ 22.20	\$ 734.81
Scagg, Linda L	53-08-17-102-077.000-008		1B	N	\$ 149,700	\$ 84,645	\$ 65,055	\$ 1.5437	\$ 2.2845	\$ 968.64	\$ 1,605.50	\$ 172.03	\$ -	\$ 464.84	\$ 636.86	\$ 69.36	\$ 22.20	\$ 545.30
Donnelly, Kyle H B	53-08-17-402-009.000-008		1B	N	\$ 147,400	\$ 83,840	\$ 63,560	\$ 1.5437	\$ 2.2845	\$ 946.40	\$ 1,568.60	\$ 168.06	\$ -	\$ 454.14	\$ 622.20	\$ -	\$ -	\$ 622.20
Banova-Hawkins, Rositza B	53-01-41-709-736.000-008	1599	1B	N	\$ 245,000	\$ 118,000	\$ 127,000	\$ 1.5437	\$ 2.2845	\$ 1,890.98	\$ 2,880.98	\$ 308.68	\$ -	\$ 681.32	\$ 990.00	\$ 69.36	\$ 22.20	\$ 898.44
DeVille, Kevin E & Wykes, Patricia J	53-01-41-709-737.000-008	1599	1B	N	\$ 210,600	\$ 105,960	\$ 104,640	\$ 1.5437	\$ 2.2845	\$ 1,558.04	\$ 2,471.58	\$ 264.82	\$ -	\$ 648.73	\$ 913.54	\$ 69.36	\$ 22.20	\$ 821.98
Kang, Tony	53-01-41-709-738.000-008	1599	1B	N	\$ 205,400	\$ 104,140	\$ 101,260	\$ 1.5437	\$ 2.2845	\$ 1,507.72	\$ 2,409.69	\$ 258.18	\$ -	\$ 643.79	\$ 901.97	\$ 69.36	\$ 22.20	\$ 810.41
Phillips, Corey Lyle & Kathleen Elizabeth Doll	53-01-41-709-739.000-008	1599	1B	N	\$ 191,000	\$ 99,100	\$ 91,900	\$ 1.5437	\$ 2.2845	\$ 1,368.36	\$ 2,238.32	\$ 239.82	\$ -	\$ 630.14	\$ 869.96	\$ 69.36	\$ 22.20	\$ 778.40
Hedge, Timothy R	53-01-41-709-740.000-008	1599	1B	N	\$ 219,900	\$ 109,215	\$ 110,685	\$ 1.5437	\$ 2.2845	\$ 1,648.04	\$ 2,582.26	\$ 276.67	\$ -	\$ 657.55	\$ 934.22	\$ 69.36	\$ 22.20	\$ 842.66
Harris, Steven P	53-08-17-304-053.000-008	1447	1B	N	\$ 162,900	\$ -	\$ 162,900	\$ 1.5437	\$ 2.2845	\$ 2,514.68	\$ 3,824.66	\$ 409.78	\$ -	\$ 900.19	\$ 1,309.98	\$ 69.36	\$ 22.20	\$ 1,218.42
Swiss Properties LLC	53-08-17-304-093.000-008	1447	1B	N	\$ 161,200	\$ 88,670	\$ 72,530	\$ 1.5437	\$ 2.2845	\$ 1,079.96	\$ 1,789.98	\$ 191.79	\$ -	\$ 518.23	\$ 710.02	\$ 69.36	\$ 22.20	\$ 618.46
Gupta, Daniel	53-08-17-304-046.000-008	1447	1B	N	\$ 161,200	\$ -	\$ 161,200	\$ 1.5437	\$ 2.2845	\$ 2,488.44	\$ 3,784.74	\$ 405.51	\$ -	\$ 890.80	\$ 1,296.30	\$ 69.36	\$ 22.20	\$ 1,204.74
Gupta, Daniel	53-08-17-304-083.000-008	1447	1B	N	\$ 161,200	\$ -	\$ 161,200	\$ 1.5437	\$ 2.2845	\$ 2,488.44	\$ 3,784.74	\$ 405.51	\$ -	\$ 890.80	\$ 1,296.30	\$ 69.36	\$ 22.20	\$ 1,204.74
Gupta, Daniel	53-08-17-304-108.000-008	1447	1B	N	\$ 142,300	\$ -	\$ 142,300	\$ 1.5437	\$ 2.2845	\$ 2,196.68	\$ 3,341.00	\$ 357.96	\$ -	\$ 786.35	\$ 1,144.32	\$ 69.36	\$ 22.20	\$ 1,052.76
Gupta, Daniel	53-08-17-304-043.000-008	1447	1B	N	\$ 144,100	\$ -	\$ 144,100	\$ 1.5437	\$ 2.2845	\$ 2,224.48	\$ 3,383.26	\$ 362.49	\$ -	\$ 796.29	\$ 1,158.78	\$ 69.36	\$ 22.20	\$ 1,067.22
Gupta, Daniel	53-08-17-304-107.000-008	1447	1B	N	\$ 144,100	\$ -	\$ 144,100	\$ 1.5437	\$ 2.2845	\$ 2,224.48	\$ 3,383.26	\$ 362.49	\$ -	\$ 796.29	\$ 1,158.78	\$ 69.36	\$ 22.20	\$ 1,067.22

City of Bloomington

Area #1B: South-West Annexation Area - Tax Impacts Analysis



Note (1): This section shoes the inc/(dec) in tax bills due to differences between township fire protection rates and the Monroe Fire Protection District fire rate

Owner Name	Parcel #	Waiver	Annexation Area	AG	2020 Pay 2021 Gross AV	2020 Pay 2021 Deductions /Exemptions	2020 Pay 2021 NAV	Pre-Annex 2021 Prop Tax Rate	Post-Annex Prop Tax Rate	Pre-Annex Tax Bill	Post-Annex Tax Bill	Net Tax Bill Increase Due Solely to AV Growth (12% - Aggregate over 4 years)	Net Tax Bill Increase Due to Difference Between Fire Rates (1)	Net Tax Bill Increase Due to Annexation	Total Post-Annexation Net Tax Bill	Benefit 1 Yearly Sewer Bill Savings (@ 4000 Gal/Month)	Benefit 2 Yearly Fire Protection (Water Surcharge) Savings	Post-Annex Tax Bill Inc/(Dec)
Gupta, Daniel	53-08-17-304-052.000-008	1447	1B	N	\$ 144,100	\$ -	\$ 144,100	\$ 1.5437	\$ 2.2845	\$ 2,224.48	\$ 3,383.26	\$ 362.49	\$ -	\$ 796.29	\$ 1,158.78	\$ 69.36	\$ 22.20	\$ 1,067.22
Bube, Megan E	53-01-41-709-741.000-008	1599	1B	N	\$ 232,900	\$ 113,765	\$ 119,135	\$ 1.5437	\$ 2.2845	\$ 1,773.88	\$ 2,736.97	\$ 293.24	\$ -	\$ 669.85	\$ 963.09	\$ 69.36	\$ 22.20	\$ 871.53
Hausmann, Patricia J & Tiggleman, Thomas J	53-01-41-709-742.000-008	1599	1B	N	\$ 204,300	\$ 100,755	\$ 103,545	\$ 1.5437	\$ 2.2845	\$ 1,541.74	\$ 2,399.83	\$ 257.12	\$ -	\$ 600.97	\$ 858.09	\$ 69.36	\$ 22.20	\$ 766.53
Rude, Thomas A & Pamela S	53-01-41-709-743.000-008	1599	1B	N	\$ 222,900	\$ 122,745	\$ 100,155	\$ 1.5437	\$ 2.2845	\$ 1,491.28	\$ 2,471.74	\$ 264.84	\$ -	\$ 715.62	\$ 980.46	\$ 69.36	\$ 22.20	\$ 888.90
AMH 2014-3 Borrower LLC	53-01-41-709-744.000-008	1599	1B	N	\$ 202,700	\$ -	\$ 202,700	\$ 1.5437	\$ 2.2845	\$ 3,129.08	\$ 4,759.10	\$ 509.90	\$ -	\$ 1,120.12	\$ 1,630.02	\$ 69.36	\$ 22.20	\$ 1,538.46
Ciasto, Mary & Nugent, Christopher & Ciasto-Poor, Noah	53-01-41-709-745.000-008	1599	1B	N	\$ 173,700	\$ 92,345	\$ 81,355	\$ 1.5437	\$ 2.2845	\$ 1,211.36	\$ 2,007.78	\$ 215.13	\$ -	\$ 581.29	\$ 796.42	\$ 69.36	\$ 22.20	\$ 704.86
Pierce, Christopher A; Wrenbeck, Karen E	53-01-41-709-746.000-008	1599	1B	N	\$ 257,100	\$ 122,235	\$ 134,865	\$ 1.5437	\$ 2.2845	\$ 2,008.08	\$ 3,024.98	\$ 324.11	\$ -	\$ 692.79	\$ 1,016.90	\$ 69.36	\$ 22.20	\$ 925.34
Zuk, Leszek & Helena	53-01-41-709-747.000-008	1599	1B	N	\$ 254,800	\$ 118,255	\$ 136,545	\$ 1.5437	\$ 2.2845	\$ 2,033.38	\$ 3,007.68	\$ 322.24	\$ -	\$ 652.05	\$ 974.30	\$ 69.36	\$ 22.20	\$ 882.74
Harper, William G	53-01-41-709-748.000-008	1599	1B	N	\$ 283,300	\$ 128,405	\$ 154,895	\$ 1.5437	\$ 2.2845	\$ 2,306.32	\$ 3,340.02	\$ 357.85	\$ -	\$ 675.84	\$ 1,033.70	\$ 69.36	\$ 22.20	\$ 942.14
Peske, Thomas W Jr & Christel A	53-01-41-709-749.000-008	1599	1B	N	\$ 273,300	\$ 127,905	\$ 145,395	\$ 1.5437	\$ 2.2845	\$ 2,164.88	\$ 3,217.77	\$ 344.75	\$ -	\$ 708.14	\$ 1,052.89	\$ 69.36	\$ 22.20	\$ 961.33
Boone, Clarence W Jr	53-01-41-709-750.000-008	1599	1B	N	\$ 275,900	\$ 128,815	\$ 147,085	\$ 1.5437	\$ 2.2845	\$ 2,190.04	\$ 3,248.72	\$ 348.07	\$ -	\$ 710.60	\$ 1,058.68	\$ 69.36	\$ 22.20	\$ 967.12
Baxter, Steven S & Kathryn E	53-01-41-709-751.000-008	1599	1B	N	\$ 244,500	\$ 114,825	\$ 129,675	\$ 1.5437	\$ 2.2845	\$ 1,930.80	\$ 2,878.26	\$ 308.39	\$ -	\$ 639.08	\$ 947.46	\$ 69.36	\$ 22.20	\$ 855.90
Ruiz-Rosales, Jose Enrique & Luz Maria Lemus-Silva	53-01-41-709-752.000-008	1599	1B	N	\$ 271,400	\$ 127,240	\$ 144,160	\$ 1.5437	\$ 2.2845	\$ 2,146.48	\$ 3,195.16	\$ 342.34	\$ -	\$ 706.35	\$ 1,048.68	\$ 69.36	\$ 22.20	\$ 957.12
Hoff, Blayke	53-01-41-709-753.000-008	1599	1B	N	\$ 197,700	\$ 101,445	\$ 96,255	\$ 1.5437	\$ 2.2845	\$ 1,433.20	\$ 2,318.07	\$ 248.37	\$ -	\$ 636.49	\$ 884.87	\$ 69.36	\$ 22.20	\$ 793.31
Sears, John P	53-01-41-709-754.000-008	1599	1B	N	\$ 240,600	\$ 116,460	\$ 124,140	\$ 1.5437	\$ 2.2845	\$ 1,848.40	\$ 2,828.62	\$ 303.07	\$ -	\$ 677.15	\$ 980.22	\$ 69.36	\$ 22.20	\$ 888.66
Carlberg, Donald G & Valerie L	53-08-17-301-194.000-008	1599	1B	N	\$ 237,200	\$ 115,270	\$ 121,930	\$ 1.5437	\$ 2.2845	\$ 1,815.48	\$ 2,788.16	\$ 298.74	\$ -	\$ 673.94	\$ 972.68	\$ 69.36	\$ 22.20	\$ 881.12
Jackson, Bradford H	53-08-20-100-051.000-008	1954	1B	N	\$ 261,600	\$ 123,705	\$ 137,895	\$ 1.5437	\$ 2.2845	\$ 2,053.20	\$ 3,075.28	\$ 329.49	\$ -	\$ 692.59	\$ 1,022.08	\$ 69.36	\$ 22.20	\$ 930.52
E R W Corp	53-08-20-100-050.000-008	1954	1B	N	\$ 1,900	\$ -	\$ 1,900	\$ 1.5437	\$ 2.2845	\$ 29.32	\$ 48.61	\$ 5.21	\$ -	\$ 14.09	\$ 19.29	\$ -	\$ -	\$ 19.29
Bing, Melinda K	53-08-20-100-034.000-008	1954	1B	N	\$ 180,900	\$ 95,565	\$ 85,335	\$ 1.5437	\$ 2.2845	\$ 1,270.60	\$ 2,105.98	\$ 225.64	\$ -	\$ 609.74	\$ 835.38	\$ 69.36	\$ 22.20	\$ 743.82
Adams, Timothy W & Laurel R	53-08-20-100-042.000-008	1954	1B	N	\$ 260,200	\$ 120,320	\$ 139,880	\$ 1.5437	\$ 2.2845	\$ 2,082.76	\$ 3,065.12	\$ 328.41	\$ -	\$ 653.94	\$ 982.36	\$ 69.36	\$ 22.20	\$ 890.80
Gardner, Philip D & Tammy	53-08-20-100-025.000-008	1954	1B	N	\$ 279,200	\$ 128,815	\$ 150,385	\$ 1.5437	\$ 2.2845	\$ 2,239.34	\$ 3,259.63	\$ 349.24	\$ -	\$ 671.05	\$ 1,020.29	\$ 69.36	\$ 22.20	\$ 928.73
E R W Corp	53-08-20-100-031.000-008	1954	1B	N	\$ 1,900	\$ -	\$ 1,900	\$ 1.5437	\$ 2.2845	\$ 29.32	\$ 48.61	\$ 5.21	\$ -	\$ 14.09	\$ 19.29	\$ -	\$ -	\$ 19.29
Warnsman, David M & Heather L	53-08-20-100-015.000-008	1954	1B	N	\$ 255,100	\$ 121,535	\$ 133,565	\$ 1.5437	\$ 2.2845	\$ 1,988.72	\$ 3,001.18	\$ 321.56	\$ -	\$ 690.90	\$ 1,012.46	\$ 69.36	\$ 22.20	\$ 920.90
Shenandoah Management LLC	53-08-20-100-035.000-008	1954	1B	N	\$ 209,900	\$ -	\$ 209,900	\$ 1.5437	\$ 2.2845	\$ 3,240.24	\$ 4,928.15	\$ 528.02	\$ -	\$ 1,159.89	\$ 1,687.91	\$ 69.36	\$ 22.20	\$ 1,596.35
Miller, Kegan James	53-08-20-100-020.000-008	1954	1B	N	\$ 184,100	\$ 96,685	\$ 87,415	\$ 1.5437	\$ 2.2845	\$ 1,301.58	\$ 2,156.21	\$ 231.03	\$ -	\$ 623.60	\$ 854.63	\$ 69.36	\$ 22.20	\$ 763.07
Mahan, Gavin W	53-08-20-100-007.000-008	1958	1B	N	\$ 188,600	\$ 98,260	\$ 90,340	\$ 1.5437	\$ 2.2845	\$ 1,345.12	\$ 2,209.76	\$ 236.76	\$ -	\$ 627.88	\$ 864.64	\$ 69.36	\$ 22.20	\$ 773.08
Gupta, Daniel	53-08-17-304-037.000-008	1447	1B	N	\$ 144,100	\$ -	\$ 144,100	\$ 1.5437	\$ 2.2845	\$ 2,224.48	\$ 3,383.26	\$ 362.49	\$ -	\$ 796.29	\$ 1,158.78	\$ 69.36	\$ 22.20	\$ 1,067.22
Felling, Shane	53-08-17-304-035.000-008	1447	1B	N	\$ 137,300	\$ -	\$ 137,300	\$ 1.5437	\$ 2.2845	\$ 2,119.50	\$ 3,223.61	\$ 345.39	\$ -	\$ 758.72	\$ 1,104.11	\$ -	\$ -	\$ 1,104.11
Felling, Shane	53-08-17-304-084.000-008	1447	1B	N	\$ 125,700	\$ -	\$ 125,700	\$ 1.5437	\$ 2.2845	\$ 1,940.44	\$ 2,951.25	\$ 316.21	\$ -	\$ 694.61	\$ 1,010.81	\$ -	\$ -	\$ 1,010.81
Felling, Shane	53-08-17-304-106.000-008	1447	1B	N	\$ 125,700	\$ -	\$ 125,700	\$ 1.5437	\$ 2.2845	\$ 1,940.44	\$ 2,951.25	\$ 316.21	\$ -	\$ 694.61	\$ 1,010.81	\$ -	\$ -	\$ 1,010.81
Felling, Shane	53-08-17-304-051.000-008	1447	1B	N	\$ 124,400	\$ -	\$ 124,400	\$ 1.5437	\$ 2.2845	\$ 1,920.36	\$ 2,920.73	\$ 312.94	\$ -	\$ 687.44	\$ 1,000.37	\$ -	\$ -	\$ 1,000.37
CPW Properties LLC	53-08-17-304-036.000-008	1447	1B	N	\$ 161,200	\$ -	\$ 161,200	\$ 1.5437	\$ 2.2845	\$ 2,488.44	\$ 3,784.74	\$ 405.51	\$ -	\$ 890.80	\$ 1,296.30	\$ -	\$ -	\$ 1,296.30
Daughtrey, Sarah E	53-08-17-304-087.000-008	1447	1B	N	\$ 161,200	\$ 88,670	\$ 72,530	\$ 1.5437	\$ 2.2845	\$ 1,079.96	\$ 1,789.98	\$ 191.79	\$ -	\$ 518.23	\$ 710.02	\$ -	\$ -	\$ 710.02
Mason DM Properties LLC	53-08-17-304-028.000-008	1447	1B	N	\$ 142,200	\$ -	\$ 142,200	\$ 1.5437	\$ 2.2845	\$ 2,195.14	\$ 3,338.65	\$ 357.71	\$ -	\$ 785.80	\$ 1,143.51	\$ -	\$ -	\$ 1,143.51
Mason DM Properties LLC	53-08-17-304-086.000-008	1447	1B	N	\$ 142,200	\$ -	\$ 142,200	\$ 1.5437	\$ 2.2845	\$ 2,195.14	\$ 3,338.65	\$ 357.71	\$ -	\$ 785.80	\$ 1,143.51	\$ -	\$ -	\$ 1,143.51
Mason DM Properties LLC	53-08-17-304-049.000-008	1447	1B	N	\$ 142,200	\$ -	\$ 142,200	\$ 1.5437	\$ 2.2845	\$ 2,195.14	\$ 3,338.65	\$ 357.71	\$ -	\$ 785.80	\$ 1,143.51	\$ -	\$ -	\$ 1,143.51
Mason DM Properties LLC	53-08-17-304-027.000-008	1447	1B	N	\$ 142,200	\$ -	\$ 142,200	\$ 1.5437	\$ 2.2845	\$ 2,195.14	\$ 3,338.65	\$ 357.71	\$ -	\$ 785.80	\$ 1,143.51	\$ -	\$ -	\$ 1,143.51
Mason DM Properties LLC	53-08-17-304-032.000-008	1447	1B	N	\$ 142,200	\$ -	\$ 142,200	\$ 1.5437	\$ 2.2845	\$ 2,195.14	\$ 3,338.65	\$ 357.71	\$ -	\$ 785.80	\$ 1,143.51	\$ -	\$ -	\$ 1,143.51
Lambert, Andrew N	53-08-17-304-025.000-008	1447	1B	N	\$ 142,800	\$ 82,230	\$ 60,570	\$ 1.5437	\$ 2.2845	\$ 901.88	\$ 1,494.81	\$ 160.15	\$ -	\$ 432.78	\$ 592.93	\$ 69.36	\$ 22.20	\$ 501.37
Hafer, Steven Thomas	53-08-17-304-078.000-008	1447	1B	N	\$ 145,900	\$ 83,315	\$ 62,585	\$ 1.5437	\$ 2.2845	\$ 931.86	\$ 1,544.53	\$ 165.48	\$ -	\$ 447.19	\$ 612.67	\$ 69.36	\$ 22.20	\$ 521.11
Mora, Luis Eduardo	53-08-20-100-006.000-008	1958	1B	N	\$ 231,400	\$ 113,240	\$ 118,160	\$ 1.5437	\$ 2.2845	\$ 1,759.36	\$ 2,719.12	\$ 291.33	\$ -	\$ 668.43	\$ 959.76	\$ 69.36	\$ 22.20	\$ 868.20
Deja, Dara S & Ludmila Gail	53-08-20-100-004.000-008	1604	1B	N	\$ 201,100	\$ 99,635	\$ 101,465	\$ 1.5437	\$ 2.2845	\$ 1,510.78	\$ 2,361.76	\$ 253.05	\$ -	\$ 597.93	\$ 850.98	\$ 69.36	\$ 22.20	\$ 759.42
Perry, Larry D & Roslyn G	53-08-20-100-003.000-008	1954	1B	N	\$ 235,000	\$ 114,500	\$ 120,500	\$ 1.5437	\$ 2.2845	\$ 1,794.20	\$ 2,761.97	\$ 295.92	\$ -	\$ 671.84	\$ 967.77	\$ 69.36	\$ 22.20	\$ 876.21
Orr, Melissa A; White, Kimberly F	53-08-20-100-005.000-008	1954	1B	N	\$ 197,400	\$ 101,340	\$ 96,060	\$ 1.5437	\$ 2.2845	\$ 1,430.30	\$ 2,314.48	\$ 247.98	\$ -	\$ 636.21	\$ 884.18	\$ 69.36	\$ 22.20	\$ 792.62
Damon, Carole A	53-08-20-100-002.000-008	1954	1B	N	\$ 210,800	\$ 106,030	\$ 104,770	\$ 1.5437	\$ 2.2845	\$ 1,559.98	\$ 2,473.95	\$ 265.06	\$ -	\$ 648.91	\$ 913.97	\$ 69.36	\$ 22.20	\$ 822.41
PIKE, JAMES A & CHRISTI J JOINT REVOCABLE TRUST	53-08-20-100-030.001-008	2265	1B	N	\$ 322,800	\$ 145,230	\$ 177,570	\$ 1.5437	\$ 2.2845	\$ 2,643.96	\$ 3,806.87	\$ 407.87	\$ -	\$ 755.04	\$ 1,162.91	\$ 69.36	\$ 22.20	\$ 1,071.35
Benckart, William E Jr & Judith C	53-08-20-100-030.002-008	2265	1B	N	\$ 263,000	\$ 124,300	\$ 138,700	\$ 1.5437	\$ 2.2845	\$ 2,065.20	\$ 3,095.20	\$ 331.63	\$ -	\$ 698.37	\$ 1,030.00	\$ 69.36	\$ 22.20	\$ 938.44
Poland, Roger A & Debra J Ahrens-Poland	53-08-20-100-030.003-008	2265	1B	N	\$ 253,900	\$ 118,115	\$ 135,785	\$ 1.5437	\$ 2.2845	\$ 2,021.78	\$ 2,990.13	\$ 320.37	\$ -	\$ 647.98	\$ 968.35	\$ 69.36	\$ 22.20	\$ 876.79
Hostetler, Barbara	53-08-20-100-030.004-008	2265	1B	N	\$ 291,500	\$ 131,275	\$ 160,225	\$ 1.5437	\$ 2.2845	\$ 2,385.68	\$ 3,437.61	\$ 368.32	\$ -	\$ 683.62	\$ 1,051.93	\$ 69.36	\$ 22.20	\$ 960.37

City of Bloomington

Area #1B: South-West Annexation Area - Tax Impacts Analysis

Note (1): This section shoes the inc/(dec) in tax bills due to differences between township fire protection rates and the Monroe Fire Protection District fire rate

Owner Name	Parcel #	Waiver	Annexation Area	AG	2020 Pay 2021 Gross AV	2020 Pay 2021 Deductions /Exemptions	2020 Pay 2021 NAV	Pre-Annex 2020 Pay 2021 Prop Tax Rate	Post-Annex Prop Tax Rate	Pre-Annex Tax Bill	Post-Annex Tax Bill	Net Tax Bill Increase Due Solely to AV Growth (12% - Aggregate over 4 years)	Net Tax Bill Increase Due to Difference Between Fire Rates (1)	Net Tax Bill Increase Due to Annexation	Total Post-Annexation Net Tax Bill Increase	Benefit 1 Yearly Sewer Bill Savings (@ 4000 Gal/Month)	Benefit 2 Yearly Fire Protection (Water Surcharge) Savings	Post-Annex Tax Bill Inc/(Dec) Net of Benefits
Martin, Kathleen E Living Trust	53-08-20-100-030.005-008	2265	1B	N	\$ 258,200	\$ 122,620	\$ 135,580	\$ 1.5437	\$ 2.2845	\$ 2,018.74	\$ 3,038.08	\$ 325.52	\$ -	\$ 693.82	\$ 1,019.34	\$ 69.36	\$ 22.20	\$ 927.78
Nixon, David W & Deborah A	53-08-20-100-030.006-008	2265	1B	N	\$ 299,000	\$ 133,900	\$ 165,100	\$ 1.5437	\$ 2.2845	\$ 2,458.28	\$ 3,526.87	\$ 377.88	\$ -	\$ 690.71	\$ 1,068.59	\$ 69.36	\$ 22.20	\$ 977.03
Weber, William J & Vera J Rev Trust	53-08-20-100-030.007-008		1B	N	\$ 270,200	\$ 126,820	\$ 143,380	\$ 1.5437	\$ 2.2845	\$ 2,134.88	\$ 3,180.89	\$ 340.82	\$ -	\$ 705.19	\$ 1,046.01	\$ 69.36	\$ 22.20	\$ 954.45
Berg, I Christopher & Dana M	53-08-20-100-030.008-008		1B	N	\$ 262,300	\$ 124,055	\$ 138,245	\$ 1.5437	\$ 2.2845	\$ 2,058.42	\$ 3,086.86	\$ 330.73	\$ -	\$ 697.71	\$ 1,028.44	\$ 69.36	\$ 22.20	\$ 936.88
Monroe Co Community School Corp	53-08-17-400-007.000-008		1B	N	\$ -	\$ -	\$ -	\$ 1.5437	\$ 2.2845	\$ -	\$ -	\$ -	\$ -	\$ -	\$ -	\$ -	\$ -	\$ -
Monroe Co Community School Corp	53-08-17-400-010.000-008		1B	N	\$ -	\$ -	\$ -	\$ 1.5437	\$ 2.2845	\$ -	\$ -	\$ -	\$ -	\$ -	\$ -	\$ -	\$ -	\$ -
Monroe Co Community School Corp	53-08-17-400-005.000-008		1B	N	\$ -	\$ -	\$ -	\$ 1.5437	\$ 2.2845	\$ -	\$ -	\$ -	\$ -	\$ -	\$ -	\$ -	\$ -	\$ -
Monroe Co Community School Corp	53-08-17-400-015.000-008		1B	N	\$ -	\$ -	\$ -	\$ 1.5437	\$ 2.2845	\$ -	\$ -	\$ -	\$ -	\$ -	\$ -	\$ 69.36	\$ 118.68	\$ (188.04)
Mehringner, Ashley Dawn	53-08-20-201-026.000-008		1B	N	\$ 307,400	\$ 139,840	\$ 167,560	\$ 1.5437	\$ 2.2845	\$ 2,494.90	\$ 3,623.60	\$ 388.24	\$ -	\$ 740.46	\$ 1,128.70	\$ 69.36	\$ 22.20	\$ 1,037.14
Prince, Toby D & Shari R	53-08-20-201-015.000-008		1B	N	\$ 300,400	\$ 137,215	\$ 163,185	\$ 1.5437	\$ 2.2845	\$ 2,429.76	\$ 3,534.88	\$ 378.73	\$ -	\$ 726.39	\$ 1,105.12	\$ 69.36	\$ 22.20	\$ 1,013.56
Smith, Karen A & Philip D	53-08-20-201-020.000-008		1B	N	\$ 255,400	\$ -	\$ 255,400	\$ 1.5437	\$ 2.2845	\$ 3,942.60	\$ 5,996.42	\$ 642.47	\$ -	\$ 1,411.35	\$ 2,053.82	\$ 69.36	\$ 22.20	\$ 1,962.26
Humbard, Bobby Dean & Tonya D	53-08-20-201-005.000-008	1502	1B	N	\$ 198,400	\$ 101,690	\$ 96,710	\$ 1.5437	\$ 2.2845	\$ 1,439.96	\$ 2,326.38	\$ 249.25	\$ -	\$ 637.17	\$ 886.42	\$ 69.36	\$ 22.20	\$ 794.86
Zipes, Paul & Lori	53-08-20-201-016.000-008	1454	1B	N	\$ 258,000	\$ 122,550	\$ 135,450	\$ 1.5437	\$ 2.2845	\$ 2,016.80	\$ 3,035.69	\$ 325.25	\$ -	\$ 693.64	\$ 1,018.89	\$ 69.36	\$ 22.20	\$ 927.33
Sackley, David J & Jodie L	53-08-20-201-010.000-008	2417	1B	N	\$ 288,100	\$ 132,840	\$ 155,260	\$ 1.5437	\$ 2.2845	\$ 2,311.76	\$ 3,386.33	\$ 362.82	\$ -	\$ 711.76	\$ 1,074.57	\$ 69.36	\$ 22.20	\$ 983.01
Mood, Matthew K & Sandra	53-08-20-201-018.000-008	2418	1B	N	\$ 235,600	\$ 111,710	\$ 123,890	\$ 1.5437	\$ 2.2845	\$ 1,844.68	\$ 2,772.35	\$ 297.04	\$ -	\$ 630.63	\$ 927.67	\$ 69.36	\$ 22.20	\$ 836.11
Hidbrader, Karl L	53-08-20-201-007.000-008	1618	1B	N	\$ 257,900	\$ 122,515	\$ 135,385	\$ 1.5437	\$ 2.2845	\$ 2,015.84	\$ 3,034.50	\$ 325.12	\$ -	\$ 693.54	\$ 1,018.66	\$ 69.36	\$ 22.20	\$ 927.10
Underwood, Jon & Barbara	53-08-20-201-019.000-008	2363	1B	N	\$ 272,000	\$ 127,450	\$ 144,550	\$ 1.5437	\$ 2.2845	\$ 2,152.30	\$ 3,202.31	\$ 343.10	\$ -	\$ 706.90	\$ 1,050.01	\$ 69.36	\$ 22.20	\$ 958.45
Kurru, Michael R & Melinda Blair	53-08-20-201-022.000-008	1864	1B	N	\$ 328,300	\$ 147,155	\$ 181,145	\$ 1.5437	\$ 2.2845	\$ 2,697.18	\$ 3,872.33	\$ 414.89	\$ -	\$ 760.26	\$ 1,175.15	\$ 69.36	\$ 22.20	\$ 1,083.59
Vorhauer, Lois J	53-08-20-201-021.000-008	2106	1B	N	\$ 266,500	\$ 122,525	\$ 143,975	\$ 1.5437	\$ 2.2845	\$ 2,143.72	\$ 3,140.09	\$ 336.44	\$ -	\$ 659.93	\$ 996.37	\$ 69.36	\$ 22.20	\$ 904.81
Bush, Randolph & April L	53-08-20-201-027.000-008		1B	N	\$ 286,400	\$ 132,490	\$ 153,910	\$ 1.5437	\$ 2.2845	\$ 2,291.66	\$ 3,373.68	\$ 361.46	\$ -	\$ 720.56	\$ 1,082.02	\$ 69.36	\$ 22.20	\$ 990.46
Flatt, Michael Glenn & Carrie Jo	53-08-20-201-017.000-008	2226	1B	N	\$ 378,700	\$ 158,915	\$ 219,785	\$ 1.5437	\$ 2.2845	\$ 3,280.08	\$ 4,628.53	\$ 495.91	\$ -	\$ 852.54	\$ 1,348.45	\$ 69.36	\$ 22.20	\$ 1,256.89
Kosmala, Richard S Jr; Koepin, Naomi R	53-08-20-201-004.000-008	1503	1B	N	\$ 231,300	\$ 113,205	\$ 118,095	\$ 1.5437	\$ 2.2845	\$ 1,758.40	\$ 2,717.92	\$ 291.20	\$ -	\$ 668.33	\$ 959.52	\$ 69.36	\$ 22.20	\$ 867.96
Somersbe Homeowners Assoc Inc	53-08-17-403-022.000-008	1229	1B	N	\$ -	\$ -	\$ -	\$ 1.5437	\$ 2.2845	\$ -	\$ -	\$ -	\$ -	\$ -	\$ -	\$ -	\$ -	\$ -
Malichi, Chad & Victoria	53-08-17-403-011.000-008	1343	1B	N	\$ 166,400	\$ 90,490	\$ 75,910	\$ 1.5437	\$ 2.2845	\$ 1,130.28	\$ 1,873.38	\$ 200.72	\$ -	\$ 542.39	\$ 743.10	\$ -	\$ -	\$ 743.10
Johnson, Susan A & Tuttle, Angela Dee	53-08-17-403-021.000-008	1344	1B	N	\$ 137,400	\$ -	\$ 137,400	\$ 1.5437	\$ 2.2845	\$ 2,121.04	\$ 3,225.95	\$ 345.64	\$ -	\$ 759.28	\$ 1,104.91	\$ -	\$ -	\$ 1,104.91
Yoho, Kristina L	53-08-17-403-033.000-008		1B	N	\$ 134,100	\$ 76,185	\$ 57,915	\$ 1.5437	\$ 2.2845	\$ 862.32	\$ 1,429.29	\$ 153.14	\$ -	\$ 413.83	\$ 566.97	\$ -	\$ -	\$ 566.97
Mynark, Richard G	53-08-17-403-004.000-008		1B	N	\$ 153,100	\$ 82,835	\$ 70,265	\$ 1.5437	\$ 2.2845	\$ 1,046.22	\$ 1,734.08	\$ 185.80	\$ -	\$ 502.06	\$ 687.86	\$ -	\$ -	\$ 687.86
Deckard, Shawn	53-08-17-403-017.000-008	1840	1B	N	\$ 163,600	\$ 86,510	\$ 77,090	\$ 1.5437	\$ 2.2845	\$ 1,147.84	\$ 1,902.51	\$ 203.84	\$ -	\$ 550.82	\$ 754.67	\$ -	\$ -	\$ 754.67
Glaser, Corinne A	53-08-17-403-013.000-008		1B	N	\$ 118,600	\$ 73,760	\$ 44,840	\$ 1.5437	\$ 2.2845	\$ 667.66	\$ 1,106.62	\$ 118.57	\$ -	\$ 320.39	\$ 438.96	\$ -	\$ -	\$ 438.96
McKenzie, Meghan E	53-08-17-403-020.000-008		1B	N	\$ 144,500	\$ 82,825	\$ 61,675	\$ 1.5437	\$ 2.2845	\$ 918.32	\$ 1,522.08	\$ 163.08	\$ -	\$ 440.68	\$ 603.76	\$ -	\$ -	\$ 603.76
Bunnell, Adam K & Whitney N	53-08-17-403-016.000-008		1B	N	\$ 154,300	\$ 86,255	\$ 68,045	\$ 1.5437	\$ 2.2845	\$ 1,013.16	\$ 1,679.27	\$ 179.91	\$ -	\$ 486.20	\$ 666.11	\$ -	\$ -	\$ 666.11
Turner, Andrew R & Vicki S	53-08-20-201-024.000-008	1660	1B	N	\$ 255,900	\$ 146,775	\$ 109,125	\$ 1.5437	\$ 2.2845	\$ 1,624.84	\$ 2,693.10	\$ 288.55	\$ -	\$ 779.72	\$ 1,068.26	\$ 69.36	\$ 22.20	\$ 976.70
Kouns, Sandra R	53-08-20-201-028.000-008	1762	1B	N	\$ 226,000	\$ 111,350	\$ 114,650	\$ 1.5437	\$ 2.2845	\$ 1,707.08	\$ 2,654.86	\$ 284.45	\$ -	\$ 663.33	\$ 947.78	\$ 69.36	\$ 22.20	\$ 856.22
LaBarr, Monique M	53-08-20-201-023.000-008	1550	1B	N	\$ 215,000	\$ 107,500	\$ 107,500	\$ 1.5437	\$ 2.2845	\$ 1,600.64	\$ 2,523.95	\$ 270.42	\$ -	\$ 652.88	\$ 923.31	\$ 69.36	\$ 22.20	\$ 831.75
Hicks, James R & Marilyn S Revocable Trusts	53-08-20-201-008.000-008	1399	1B	N	\$ 268,800	\$ 123,330	\$ 145,470	\$ 1.5437	\$ 2.2845	\$ 2,166.00	\$ 3,167.45	\$ 339.36	\$ -	\$ 662.09	\$ 1,001.45	\$ 69.36	\$ 22.20	\$ 909.89
Hall, James H	53-08-20-201-001.000-008	1399	1B	N	\$ 284,700	\$ 128,895	\$ 155,805	\$ 1.5437	\$ 2.2845	\$ 2,319.88	\$ 3,356.69	\$ 359.65	\$ -	\$ 677.16	\$ 1,036.81	\$ 69.36	\$ 22.20	\$ 945.25
Ostermeier, Robert & Linda	53-08-20-201-003.000-008	1571	1B	N	\$ 344,900	\$ 147,200	\$ 197,700	\$ 1.5437	\$ 2.2845	\$ 2,948.00	\$ 4,181.24	\$ 447.99	\$ -	\$ 785.25	\$ 1,233.24	\$ 69.36	\$ 22.20	\$ 1,141.68
Cervantes, Daniel L & E Katerina D	53-08-20-201-009.000-008		1B	N	\$ 224,200	\$ 110,545	\$ 113,655	\$ 1.5437	\$ 2.2845	\$ 1,692.28	\$ 2,628.03	\$ 281.58	\$ -	\$ 654.17	\$ 935.75	\$ 69.36	\$ 22.20	\$ 844.19
Scott, James III & Kristie M	53-08-20-201-025.000-008	2001	1B	N	\$ 283,800	\$ 131,580	\$ 152,220	\$ 1.5437	\$ 2.2845	\$ 2,266.50	\$ 3,342.73	\$ 358.14	\$ 510.82	\$ 718.09	\$ 1,076.23	\$ 69.36	\$ 22.20	\$ 984.67
Mensendiek, Mildred & Kevin D	53-01-40-785-668.000-008	1455	1B	N	\$ 277,400	\$ 129,340	\$ 148,060	\$ 1.5437	\$ 2.2845	\$ 2,204.56	\$ 3,266.57	\$ 349.99	\$ -	\$ 712.02	\$ 1,062.01	\$ 69.36	\$ 22.20	\$ 970.45
Peach, Richard J & Mary E	53-08-20-204-013.000-008	2061	1B	N	\$ 352,400	\$ 152,590	\$ 199,810	\$ 1.5437	\$ 2.2845	\$ 2,975.10	\$ 4,162.38	\$ 445.97	\$ -	\$ 741.32	\$ 1,187.28	\$ 69.36	\$ 22.20	\$ 1,095.72
Hawranek, Walter R & Patti	53-08-20-204-017.000-008	2059	1B	N	\$ 300,400	\$ 137,390	\$ 163,010	\$ 1.5437	\$ 2.2845	\$ 2,427.16	\$ 3,540.29	\$ 379.31	\$ -	\$ 733.82	\$ 1,113.13	\$ 69.36	\$ 22.20	\$ 1,021.57
Woodard, Kenneth David; Woodard, Jan D & Woodard, Jeremy	53-08-17-403-032.000-008		1B	N	\$ 141,400	\$ 78,740	\$ 62,660	\$ 1.5437	\$ 2.2845	\$ 932.98	\$ 1,546.38	\$ 165.68	\$ -	\$ 447.72	\$ 613.40	\$ -	\$ -	\$ 613.40
Hamilton, Melinda L	53-08-17-403-012.000-008		1B	N	\$ 156,100	\$ 83,885	\$ 72,215	\$ 1.5437	\$ 2.2845	\$ 1,075.24	\$ 1,782.20	\$ 190.95	\$ -	\$ 516.00	\$ 706.96	\$ -	\$ -	\$ 706.96
Bergeron, Christian P	53-08-17-403-005.000-008		1B	N	\$ 126,900	\$ 76,665	\$ 50,235	\$ 1.5437	\$ 2.2845	\$ 747.98	\$ 1,239.74	\$ 132.83	\$ -	\$ 358.94	\$ 491.76	\$ -	\$ -	\$ 491.76
Bauer, Nicholas G	53-08-17-403-001.000-008		1B	N	\$ 163,600	\$ 86,510	\$ 77,090	\$ 1.5437	\$ 2.2845	\$ 1,147.84	\$ 1,902.51	\$ 203.84	\$ -	\$ 550.82	\$ 754.67	\$ -	\$ -	\$ 754.67
Forbes, JT	53-08-17-403-003.000-008		1B	N	\$ 118,300	\$ 73,655	\$ 44,645	\$ 1.5437	\$ 2.2845	\$ 664.74	\$ 1,101.78	\$ 118.04	\$ -	\$ 319.00	\$ 437.04	\$ -	\$ -	\$ 437.04
Parrott, Courtney	53-08-17-403-002.000-008		1B	N	\$ 135,800	\$ 79,780	\$ 56,020	\$ 1.5437	\$ 2.2845	\$ 834.12	\$ 1,382.52	\$ 148.12	\$ -	\$ 400.28	\$ 548.40	\$ -	\$ -	\$ 548.40
Ensmann, Catherine Louise	53-08-17-403-018.000-008	2393	1B	N	\$ 155,700	\$ 86,745	\$ 68,955	\$ 1.5437	\$ 2.2845	\$ 1,026.72	\$ 1,701.76	\$ 182.34	\$ -	\$ 492.70	\$ 675.04	\$ -	\$ -	\$ 675.04
Winkle, Charles G II	53-08-17-204-001.000-008	2071	1B	N	\$ 146,200	\$ 82,790	\$ 63,410	\$ 1.5437	\$ 2.2845	\$ 944.16	\$ 1,564.89	\$ 167.66	\$ -	\$ 453.07	\$ 620.73	\$ 69.36	\$ 14.76	\$ 536.61

City of Bloomington

Area #1B: South-West Annexation Area - Tax Impacts Analysis



Note (1): This section shows the inc/(dec) in tax bills due to differences between township fire protection rates and the Monroe Fire Protection District fire rate

Owner Name	Parcel #	Waiver	Annexation Area	AG	2020 Pay 2021 Gross AV	2020 Pay 2021 Deductions /Exemptions	2020 Pay 2021 NAV	Pre-Annex 2020 Pay 2021 Prop Tax Rate	Post-Annex Prop Tax Rate	Pre-Annex Tax Bill	Post-Annex Tax Bill	Net Tax Bill Increase Due Solely to AV Growth (12% - Aggregate over 4 years)	Net Tax Bill Increase Due to Difference Between Fire Rates (1)	Net Tax Bill Increase Due to Annexation	Total Post-Annexation Net Tax Bill Increase	Benefit 1 Yearly Sewer Bill Savings (@ 4000 Gal/Month)	Benefit 2 Yearly Fire Protection (Water Surcharge) Savings	Post-Annex Tax Bill Inc/(Dec) Net of Benefits
Payne, Melanie Jo & Wanzer , Susan Place	53-08-17-102-074.000-008	1240	1B	N	\$ 193,600	\$ 100,010	\$ 93,590	\$ 1.5437	\$ 2.2845	\$ 1,393.52	\$ 2,269.27	\$ 243.14	\$ -	\$ 632.61	\$ 875.75	\$ 69.36	\$ 22.20	\$ 784.19
Luallen, Arlene K	53-08-17-102-073.000-008		1B	N	\$ 190,200	\$ 95,820	\$ 94,380	\$ 1.5437	\$ 2.2845	\$ 1,405.28	\$ 2,232.04	\$ 239.16	\$ -	\$ 587.61	\$ 826.76	\$ 69.36	\$ 22.20	\$ 735.20
Bogenschutz, Andrew P & Rebecca K	53-08-17-204-004.000-008		1B	N	\$ 162,900	\$ 89,265	\$ 73,635	\$ 1.5437	\$ 2.2845	\$ 1,096.40	\$ 1,817.23	\$ 194.70	\$ -	\$ 526.13	\$ 720.83	\$ 69.36	\$ 14.76	\$ 636.71
Goode, John M, Jr & Dana M	53-01-42-955-000.000-008		1B	N	\$ 263,700	\$ 124,545	\$ 139,155	\$ 1.5437	\$ 2.2845	\$ 2,071.96	\$ 3,103.53	\$ 332.53	\$ -	\$ 699.05	\$ 1,031.57	\$ 69.36	\$ 14.76	\$ 947.45
Williams, Patricia L	53-01-42-957-000.000-008		1B	N	\$ 255,400	\$ 121,640	\$ 133,760	\$ 1.5437	\$ 2.2845	\$ 1,991.64	\$ 3,004.74	\$ 321.93	\$ -	\$ 691.17	\$ 1,013.10	\$ 69.36	\$ 22.20	\$ 921.54
City of Bloomington, Indiana, Board of Park Commissioners	53-08-20-100-059.000-008		1B	N	\$ -	\$ -	\$ -	\$ 1.5437	\$ 2.2845	\$ -	\$ -	\$ -	\$ -	\$ -	\$ -	\$ -	\$ -	\$ -
Long, Steven A. & Diann Roberta	53-08-17-102-058.000-008		1B	N	\$ 150,600	\$ 81,960	\$ 68,640	\$ 1.5437	\$ 2.2845	\$ 1,022.04	\$ 1,693.98	\$ 181.50	\$ -	\$ 490.44	\$ 671.94	\$ 69.36	\$ 22.20	\$ 580.38
Paurazas, Joseph Andrew	53-08-17-104-018.000-008	1307	1B	N	\$ 162,100	\$ 85,985	\$ 76,115	\$ 1.5437	\$ 2.2845	\$ 1,133.32	\$ 1,878.45	\$ 201.27	\$ -	\$ 543.87	\$ 745.13	\$ 69.36	\$ 14.76	\$ 661.01
Gibson, Sarah J	53-08-17-104-014.000-008	1304	1B	N	\$ 138,400	\$ 80,690	\$ 57,710	\$ 1.5437	\$ 2.2845	\$ 859.28	\$ 1,424.22	\$ 152.59	\$ -	\$ 412.35	\$ 564.94	\$ 69.36	\$ 14.76	\$ 480.82
Pece, Milan Leon	53-08-17-402-010.000-008		1B	N	\$ 132,200	\$ 75,520	\$ 56,680	\$ 1.5437	\$ 2.2845	\$ 843.94	\$ 1,398.81	\$ 149.88	\$ -	\$ 404.99	\$ 554.87	\$ 69.36	\$ 14.76	\$ 470.75
Campbell, Duncan C & Cathrine A Spiaggia	53-08-18-200-001.000-008		1B	N	\$ 4,000	\$ -	\$ 4,000	\$ 1.5437	\$ 2.2845	\$ 61.76	\$ 102.35	\$ 10.97	\$ -	\$ 29.62	\$ 40.59	\$ -	\$ -	\$ 40.59
Jacoby, Gary	53-08-17-102-065.000-008	1181	1B	N	\$ 178,400	\$ 94,690	\$ 83,710	\$ 1.5437	\$ 2.2845	\$ 1,246.40	\$ 2,065.88	\$ 221.34	\$ -	\$ 598.14	\$ 819.48	\$ 69.36	\$ 22.20	\$ 727.92
Brewer, John W & Leanna	53-08-20-400-052.000-008		1B	N	\$ 81,200	\$ 23,384	\$ 57,816	\$ 1.5437	\$ 2.2845	\$ 888.00	\$ 1,471.84	\$ 157.70	\$ -	\$ 426.14	\$ 583.84	\$ 69.36	\$ 14.76	\$ 499.72
Foertsch, Kevin K & Brooke	53-08-17-301-216.000-008	1599	1B	N	\$ 170,000	\$ 91,750	\$ 78,250	\$ 1.5437	\$ 2.2845	\$ 1,165.12	\$ 1,931.14	\$ 206.91	\$ -	\$ 559.11	\$ 766.02	\$ 69.36	\$ 22.20	\$ 674.46
Havill, Julie	53-08-17-301-214.000-008	1599	1B	N	\$ 216,200	\$ 107,920	\$ 108,280	\$ 1.5437	\$ 2.2845	\$ 1,612.24	\$ 2,538.23	\$ 271.96	\$ -	\$ 654.03	\$ 925.99	\$ 69.36	\$ 22.20	\$ 834.43
Everling, Christopher H & Kelsey L	53-08-17-301-109.000-008	1599	1B	N	\$ 246,700	\$ 117,790	\$ 128,910	\$ 1.5437	\$ 2.2845	\$ 1,919.42	\$ 2,876.31	\$ 308.17	\$ -	\$ 648.72	\$ 956.89	\$ 69.36	\$ 22.20	\$ 865.33
Dias, Vitor Martins & Paixao, Thalissa Isabel Pereira	53-08-17-301-099.000-008	1599	1B	N	\$ 215,000	\$ 104,500	\$ 110,500	\$ 1.5437	\$ 2.2845	\$ 1,645.30	\$ 2,527.18	\$ 270.77	\$ -	\$ 611.11	\$ 881.88	\$ 69.36	\$ 22.20	\$ 790.32
Piskos, Michael J	53-08-17-301-026.000-008	1599	1B	N	\$ 195,200	\$ 100,570	\$ 94,630	\$ 1.5437	\$ 2.2845	\$ 1,409.00	\$ 2,288.31	\$ 245.18	\$ -	\$ 634.13	\$ 879.31	\$ 69.36	\$ 22.20	\$ 787.75
OConner, Duane E	53-08-17-301-064.000-008	1599	1B	N	\$ 239,400	\$ -	\$ 239,400	\$ 1.5437	\$ 2.2845	\$ 3,695.62	\$ 5,620.77	\$ 602.23	\$ -	\$ 1,322.92	\$ 1,925.15	\$ 69.36	\$ 22.20	\$ 1,833.59
Akhmedov, Rufat & Irina Ter- Grigoryan	53-08-17-301-079.000-008	1599	1B	N	\$ 254,200	\$ 121,220	\$ 132,980	\$ 1.5437	\$ 2.2845	\$ 1,980.02	\$ 2,990.47	\$ 320.42	\$ -	\$ 690.04	\$ 1,010.45	\$ 69.36	\$ 22.20	\$ 918.89
Carter, Clyde William H III & Aya	53-08-17-301-037.000-008	1599	1B	N	\$ 225,900	\$ 111,315	\$ 114,585	\$ 1.5437	\$ 2.2845	\$ 1,706.12	\$ 2,653.66	\$ 284.32	\$ -	\$ 663.23	\$ 947.54	\$ 69.36	\$ 22.20	\$ 855.98
Nelson, Samuel P	53-08-17-301-060.000-008	1599	1B	N	\$ 232,300	\$ 138,410	\$ 93,890	\$ 1.5437	\$ 2.2845	\$ 1,398.00	\$ 2,317.12	\$ 248.27	\$ -	\$ 670.86	\$ 919.12	\$ 69.36	\$ 22.20	\$ 827.56
Sexton, Mark E. & Tina E.	53-08-17-403-029.000-008	1229	1B	N	\$ 109,300	\$ -	\$ 109,300	\$ 1.5437	\$ 2.2845	\$ 1,687.26	\$ 2,566.21	\$ 274.95	\$ -	\$ 604.00	\$ 878.95	\$ 69.36	\$ 22.20	\$ 787.39
Joe Kemp Construction LLC	53-08-17-304-045.000-008	1447	1B	N	\$ 30,000	\$ -	\$ 30,000	\$ 1.5437	\$ 2.2845	\$ 463.12	\$ 767.59	\$ 82.24	\$ -	\$ 222.23	\$ 304.47	\$ -	\$ -	\$ 304.47
Joe Kemp Construction LLC	53-08-17-304-105.000-008	1447	1B	N	\$ 30,000	\$ -	\$ 30,000	\$ 1.5437	\$ 2.2845	\$ 463.12	\$ 767.59	\$ 82.24	\$ -	\$ 222.23	\$ 304.47	\$ -	\$ -	\$ 304.47
Joe Kemp Construction LLC	53-08-17-304-061.000-008	1447	1B	N	\$ 30,000	\$ -	\$ 30,000	\$ 1.5437	\$ 2.2845	\$ 463.12	\$ 767.59	\$ 82.24	\$ -	\$ 222.23	\$ 304.47	\$ -	\$ -	\$ 304.47
Joe Kemp Construction LLC	53-08-17-304-014.000-008	1447	1B	N	\$ 30,000	\$ -	\$ 30,000	\$ 1.5437	\$ 2.2845	\$ 463.12	\$ 767.59	\$ 82.24	\$ -	\$ 222.23	\$ 304.47	\$ -	\$ -	\$ 304.47
Mason DM Properties LLC	53-08-17-304-009.000-008	1447	1B	N	\$ 151,300	\$ -	\$ 151,300	\$ 1.5437	\$ 2.2845	\$ 2,335.62	\$ 3,552.31	\$ 380.60	\$ -	\$ 836.08	\$ 1,216.69	\$ 69.36	\$ 22.20	\$ 1,125.13
Mason DM Properties LLC	53-08-17-304-060.000-008	1447	1B	N	\$ 151,300	\$ -	\$ 151,300	\$ 1.5437	\$ 2.2845	\$ 2,335.62	\$ 3,552.31	\$ 380.60	\$ -	\$ 836.08	\$ 1,216.69	\$ 69.36	\$ 22.20	\$ 1,125.13
Mason DM Properties LLC	53-08-17-304-023.000-008	1447	1B	N	\$ 151,300	\$ -	\$ 151,300	\$ 1.5437	\$ 2.2845	\$ 2,335.62	\$ 3,552.31	\$ 380.60	\$ -	\$ 836.08	\$ 1,216.69	\$ 69.36	\$ 22.20	\$ 1,125.13
Mason DM Properties LLC	53-08-17-304-059.000-008	1447	1B	N	\$ 151,300	\$ -	\$ 151,300	\$ 1.5437	\$ 2.2845	\$ 2,335.62	\$ 3,552.31	\$ 380.60	\$ -	\$ 836.08	\$ 1,216.69	\$ 69.36	\$ 22.20	\$ 1,125.13
Mason DM Properties LLC	53-08-17-304-008.000-008	1447	1B	N	\$ 151,300	\$ -	\$ 151,300	\$ 1.5437	\$ 2.2845	\$ 2,335.62	\$ 3,552.31	\$ 380.60	\$ -	\$ 836.08	\$ 1,216.69	\$ 69.36	\$ 22.20	\$ 1,125.13
CPW Properties LLC	53-08-17-304-071.000-008	1447	1B	N	\$ 140,900	\$ -	\$ 140,900	\$ 1.5437	\$ 2.2845	\$ 2,175.08	\$ 3,308.13	\$ 354.44	\$ -	\$ 778.61	\$ 1,133.05	\$ 69.36	\$ 22.20	\$ 1,041.49
CPW Properties LLC	53-08-17-304-016.000-008	1447	1B	N	\$ 139,200	\$ -	\$ 139,200	\$ 1.5437	\$ 2.2845	\$ 2,148.84	\$ 3,268.22	\$ 350.17	\$ -	\$ 769.21	\$ 1,119.38	\$ 69.36	\$ 22.20	\$ 1,027.82
Sechrist, Chad Eric	53-08-17-304-013.000-008	1447	1B	N	\$ 140,900	\$ 3,000	\$ 137,900	\$ 1.5437	\$ 2.2845	\$ 2,128.76	\$ 3,304.89	\$ 354.10	\$ -	\$ 822.04	\$ 1,176.13	\$ 69.36	\$ 22.20	\$ 1,084.57
Lavender, Christopher & Kimberly	53-08-17-301-018.000-008	1599	1B	N	\$ 216,800	\$ 133,090	\$ 83,710	\$ 1.5437	\$ 2.2845	\$ 1,246.40	\$ 2,065.88	\$ 221.34	\$ -	\$ 598.14	\$ 819.48	\$ 69.36	\$ 22.20	\$ 727.92
Adienne, Erick & Byerley, Melissa	53-08-17-301-076.000-008	1599	1B	N	\$ 220,800	\$ 109,530	\$ 111,270	\$ 1.5437	\$ 2.2845	\$ 1,656.76	\$ 2,592.96	\$ 277.81	\$ -	\$ 658.39	\$ 936.20	\$ 69.36	\$ 22.20	\$ 844.64
Espinosa, Abelardo & Guadalupe	53-08-17-301-059.000-008	1599	1B	N	\$ 252,700	\$ -	\$ 252,700	\$ 1.5437	\$ 2.2845	\$ 3,900.92	\$ 5,933.03	\$ 635.68	\$ -	\$ 1,396.43	\$ 2,032.11	\$ 69.36	\$ 22.20	\$ 1,940.55
Brock, Shea D & Rachael D	53-08-17-301-053.000-008	1599	1B	N	\$ 235,400	\$ 114,640	\$ 120,760	\$ 1.5437	\$ 2.2845	\$ 1,798.08	\$ 2,766.72	\$ 296.43	\$ -	\$ 672.21	\$ 968.64	\$ 69.36	\$ 22.20	\$ 877.08
Peng, Bo & Jiang, Xiaowei	53-08-17-301-074.000-008	1599	1B	N	\$ 222,400	\$ 110,090	\$ 112,310	\$ 1.5437	\$ 2.2845	\$ 1,672.24	\$ 2,612.01	\$ 279.85	\$ -	\$ 659.91	\$ 939.77	\$ 69.36	\$ 22.20	\$ 848.21
Wang, Zhuosong; Walker, Lisa D	53-08-17-301-024.000-008	1599	1B	N	\$ 238,100	\$ 115,585	\$ 122,515	\$ 1.5437	\$ 2.2845	\$ 1,824.20	\$ 2,798.86	\$ 299.88	\$ -	\$ 674.78	\$ 974.66	\$ 69.36	\$ 22.20	\$ 883.10
Flemming, Leslie James & Sarah Batterton	53-08-17-301-212.000-008	1599	1B	N	\$ 200,300	\$ 102,355	\$ 97,945	\$ 1.5437	\$ 2.2845	\$ 1,458.36	\$ 2,348.99	\$ 251.67	\$ -	\$ 638.96	\$ 890.63	\$ 69.36	\$ 22.20	\$ 799.07
Warthan, Stephanie J & Greenwell, Stephanie L	53-08-17-301-108.000-008	1599	1B	N	\$ 248,100	\$ 119,085	\$ 129,015	\$ 1.5437	\$ 2.2845	\$ 1,920.98	\$ 2,917.87	\$ 312.63	\$ -	\$ 684.26	\$ 996.89	\$ 69.36	\$ 22.20	\$ 905.33
Ansari, Emily	53-08-17-301-096.000-008	1599	1B	N	\$ 213,400	\$ 103,940	\$ 109,460	\$ 1.5437	\$ 2.2845	\$ 1,629.80	\$ 2,508.14	\$ 268.73	\$ -	\$ 609.61	\$ 878.34	\$ 69.36	\$ 22.20	\$ 786.78
Ricketts, Addison Lynn	53-08-17-301-095.000-008	1599	1B	N	\$ 245,000	\$ 118,000	\$ 127,000	\$ 1.5437	\$ 2.2845	\$ 1,890.98	\$ 2,880.98	\$ 308.68	\$ -	\$ 681.32	\$ 990.00	\$ 69.36	\$ 22.20	\$ 898.44
Holtman, John H & Kristi Coburn	53-08-17-301-164.000-008	1599	1B	N	\$ 237,600	\$ 115,410	\$ 122,190	\$ 1.5437	\$ 2.2845	\$ 1,819.36	\$ 2,792.91	\$ 299.24	\$ -	\$ 674.31	\$ 973.55	\$ 69.36	\$ 22.20	\$ 881.99
Miracle, Robert & Judith	53-08-20-100-030.009-008		1B	N	\$ 70,000	\$ -	\$ 70,000	\$ 1.5437	\$ 2.2845	\$ 1,080.60	\$ 1,791.04	\$ 191.90	\$ -	\$ 518.54	\$ 710.44	\$ -	\$ -	\$ 710.44
Miracle, Robert & Judith	53-08-20-100-030.010-008		1B	N	\$ 323,200	\$ 145,370	\$ 177,830	\$ 1.5437	\$ 2.2845	\$ 2,647.82	\$ 3,811.65	\$ 408.40	\$ -	\$ 755.43	\$ 1,163.83	\$ 69.36	\$ 22.20	\$ 1,072.27

City of Bloomington

Area #1B: South-West Annexation Area - Tax Impacts Analysis

Note (1): This section shoes the inc/(dec) in tax bills due to differences between township fire protection rates and the Monroe Fire Protection District fire rate

Owner Name	Parcel #	Waiver	Annexation Area	AG	2020 Pay 2021 Gross AV	2020 Pay 2021 Deductions /Exemptions	2020 Pay 2021 NAV	Pre-Annex 2020 Pay 2021 Prop Tax Rate	Post-Annex Prop Tax Rate	Pre-Annex Tax Bill	Post-Annex Tax Bill	Net Tax Bill Increase Due Solely to AV Growth (12% - Aggregate over 4 years)	Net Tax Bill Increase Due to Difference Between Fire Rates (1)	Net Tax Bill Increase Due to Annexation	Total Post-Annexation Net Tax Bill Increase	Benefit 1 Yearly Sewer Bill Savings (@ 4000 Gal/Month)	Benefit 2 Yearly Fire Protection (Water Surcharge) Savings	Post-Annex Tax Bill Inc/(Dec) Net of Benefits
Weber, William J & Cathleen I	53-08-20-100-030.011-008		1B	N	\$ 318,400	\$ 143,690	\$ 174,710	\$ 1.5437	\$ 2.2845	\$ 2,601.36	\$ 3,754.51	\$ 402.27	\$ -	\$ 750.89	\$ 1,153.15	\$ 69.36	\$ 22.20	\$ 1,061.59
Deckard, Alton & Judy	53-08-20-100-030.012-008		1B	N	\$ 289,500	\$ 130,575	\$ 158,925	\$ 1.5437	\$ 2.2845	\$ 2,366.34	\$ 3,413.81	\$ 365.77	\$ -	\$ 681.70	\$ 1,047.47	\$ 69.36	\$ 22.20	\$ 955.91
Binford, Leah J Revocable Trust Agreement	53-08-20-100-030.013-008		1B	N	\$ 362,100	\$ 155,985	\$ 206,115	\$ 1.5437	\$ 2.2845	\$ 3,068.98	\$ 4,277.83	\$ 458.34	\$ -	\$ 750.51	\$ 1,208.85	\$ 69.36	\$ 22.20	\$ 1,117.29
Terry, Jason L & Fiona M	53-08-20-100-030.014-008		1B	N	\$ 269,100	\$ 3,000	\$ 266,100	\$ 1.5437	\$ 2.2845	\$ 4,107.80	\$ 6,314.84	\$ 676.59	\$ -	\$ 1,530.45	\$ 2,207.04	\$ 69.36	\$ 22.20	\$ 2,115.48
Hohman, Joyce Ann Revocable Living Trust	53-08-20-100-030.015-008		1B	N	\$ 268,700	\$ 123,295	\$ 145,405	\$ 1.5437	\$ 2.2845	\$ 2,165.04	\$ 3,166.28	\$ 339.25	\$ -	\$ 661.99	\$ 1,001.24	\$ 69.36	\$ 22.20	\$ 909.68
Clark Trust, The	53-08-20-100-030.016-008		1B	N	\$ 317,100	\$ 140,235	\$ 176,865	\$ 1.5437	\$ 2.2845	\$ 2,633.44	\$ 3,742.28	\$ 400.96	\$ -	\$ 707.88	\$ 1,108.84	\$ -	\$ -	\$ 1,108.84
Siegel, Martin A & Bauder, Douglas E	53-08-20-100-030.018-008		1B	N	\$ 398,800	\$ 171,830	\$ 226,970	\$ 1.5437	\$ 2.2845	\$ 3,379.50	\$ 4,711.35	\$ 504.78	\$ -	\$ 827.07	\$ 1,331.85	\$ -	\$ -	\$ 1,331.85
Starnes, Marjory	53-08-20-100-030.019-008		1B	N	\$ 355,700	\$ 156,745	\$ 198,955	\$ 1.5437	\$ 2.2845	\$ 2,962.36	\$ 4,198.43	\$ 449.84	\$ -	\$ 786.23	\$ 1,236.07	\$ 69.36	\$ 22.20	\$ 1,144.51
McElhinney, Dean K & Sandra D	53-08-20-100-030.020-008		1B	N	\$ 355,700	\$ 153,745	\$ 201,955	\$ 1.5437	\$ 2.2845	\$ 3,007.04	\$ 4,201.67	\$ 450.19	\$ -	\$ 744.44	\$ 1,194.63	\$ 69.36	\$ 22.20	\$ 1,103.07
B & L Rentals LLC	53-08-17-304-041.000-008	1447	1B	N	\$ 140,900	\$ -	\$ 140,900	\$ 1.5437	\$ 2.2845	\$ 2,175.08	\$ 3,308.13	\$ 354.44	\$ -	\$ 778.61	\$ 1,133.05	\$ 69.36	\$ 22.20	\$ 1,041.49
Al Gaad, Salman & Samar Shohatee	53-08-17-304-042.000-008	1447	1B	N	\$ 163,400	\$ 89,440	\$ 73,960	\$ 1.5437	\$ 2.2845	\$ 1,101.24	\$ 1,825.26	\$ 195.56	\$ -	\$ 528.46	\$ 724.02	\$ 69.36	\$ 22.20	\$ 632.46
1407 West Westwind Court LLC	53-08-17-304-104.000-008	1447	1B	N	\$ 160,200	\$ 88,320	\$ 71,880	\$ 1.5437	\$ 2.2845	\$ 1,070.26	\$ 1,773.93	\$ 190.07	\$ -	\$ 513.60	\$ 703.67	\$ 69.36	\$ 22.20	\$ 612.11
CPW Properties LLC	53-08-17-304-072.000-008	1447	1B	N	\$ 139,400	\$ -	\$ 139,400	\$ 1.5437	\$ 2.2845	\$ 2,151.92	\$ 3,272.91	\$ 350.67	\$ -	\$ 770.32	\$ 1,120.99	\$ 69.36	\$ 22.20	\$ 1,029.43
Cullison, Aaron	53-08-17-304-070.000-008	1447	1B	N	\$ 136,800	\$ 80,130	\$ 56,670	\$ 1.5437	\$ 2.2845	\$ 843.80	\$ 1,398.55	\$ 149.84	\$ -	\$ 404.92	\$ 554.75	\$ 69.36	\$ 22.20	\$ 463.19
CPW Properties LLC	53-08-17-304-012.000-008	1447	1B	N	\$ 140,900	\$ -	\$ 140,900	\$ 1.5437	\$ 2.2845	\$ 2,175.08	\$ 3,308.13	\$ 354.44	\$ -	\$ 778.61	\$ 1,133.05	\$ 69.36	\$ 22.20	\$ 1,041.49
CPW Properties LLC	53-08-17-304-039.000-008	1447	1B	N	\$ 140,900	\$ -	\$ 140,900	\$ 1.5437	\$ 2.2845	\$ 2,175.08	\$ 3,308.13	\$ 354.44	\$ -	\$ 778.61	\$ 1,133.05	\$ 69.36	\$ 22.20	\$ 1,041.49
Hobbit Homes LLC	53-08-17-304-038.000-008	1447	1B	N	\$ 147,500	\$ -	\$ 147,500	\$ 1.5437	\$ 2.2845	\$ 2,276.96	\$ 3,463.09	\$ 371.05	\$ -	\$ 815.08	\$ 1,186.13	\$ 69.36	\$ 22.20	\$ 1,094.57
Hobbit Homes LLC	53-08-17-304-005.000-008	1447	1B	N	\$ 149,400	\$ -	\$ 149,400	\$ 1.5437	\$ 2.2845	\$ 2,306.28	\$ 3,507.70	\$ 375.82	\$ -	\$ 825.59	\$ 1,201.42	\$ 69.36	\$ 22.20	\$ 1,109.86
Hobbit Homes LLC	53-08-17-304-100.000-008	1447	1B	N	\$ 149,400	\$ -	\$ 149,400	\$ 1.5437	\$ 2.2845	\$ 2,306.28	\$ 3,507.70	\$ 375.82	\$ -	\$ 825.59	\$ 1,201.42	\$ 69.36	\$ 22.20	\$ 1,109.86
Hobbit Homes LLC	53-08-17-304-057.000-008	1447	1B	N	\$ 149,400	\$ -	\$ 149,400	\$ 1.5437	\$ 2.2845	\$ 2,306.28	\$ 3,507.70	\$ 375.82	\$ -	\$ 825.59	\$ 1,201.42	\$ 69.36	\$ 22.20	\$ 1,109.86
CPW Properties LLC	53-08-17-304-073.000-008	1447	1B	N	\$ 123,100	\$ -	\$ 123,100	\$ 1.5437	\$ 2.2845	\$ 1,900.28	\$ 2,890.21	\$ 309.67	\$ -	\$ 680.27	\$ 989.93	\$ 69.36	\$ 22.20	\$ 898.37
CPW Properties LLC	53-08-17-304-110.000-008	1447	1B	N	\$ 124,100	\$ -	\$ 124,100	\$ 1.5437	\$ 2.2845	\$ 1,915.72	\$ 2,913.69	\$ 312.18	\$ -	\$ 685.79	\$ 997.97	\$ 69.36	\$ 22.20	\$ 906.41
DeFelice, E Gene	53-08-17-402-001.000-008	1213	1B	N	\$ 168,000	\$ -	\$ 168,000	\$ 1.5437	\$ 2.2845	\$ 2,593.40	\$ 3,944.61	\$ 422.64	\$ -	\$ 928.57	\$ 1,351.21	\$ 69.36	\$ 22.20	\$ 1,259.65
Cobb, Michael & Patricia	53-08-20-100-030.021-008		1B	N	\$ 274,600	\$ 125,360	\$ 149,240	\$ 1.5437	\$ 2.2845	\$ 2,222.12	\$ 3,236.49	\$ 346.77	\$ -	\$ 667.60	\$ 1,014.37	\$ 69.36	\$ 22.20	\$ 922.81
Smith Revocable Living Trust, The	53-08-20-100-030.022-008		1B	N	\$ 298,900	\$ 133,865	\$ 165,035	\$ 1.5437	\$ 2.2845	\$ 2,457.32	\$ 3,525.68	\$ 377.75	\$ -	\$ 690.61	\$ 1,068.36	\$ 69.36	\$ 22.20	\$ 976.80
Henson, Thomas P & Mary L	53-08-20-100-030.023-008		1B	N	\$ 272,300	\$ -	\$ 272,300	\$ 1.5437	\$ 2.2845	\$ 4,203.50	\$ 6,393.21	\$ 684.99	\$ -	\$ 1,504.72	\$ 2,189.71	\$ 69.36	\$ 22.20	\$ 2,098.15
Lipschultz, Nancy L	53-08-20-100-030.024-008		1B	N	\$ 272,300	\$ 127,555	\$ 144,745	\$ 1.5437	\$ 2.2845	\$ 2,155.20	\$ 3,205.87	\$ 343.48	\$ -	\$ 707.19	\$ 1,050.67	\$ 69.36	\$ 22.20	\$ 959.11
Short, Michael T & Virginia L	53-08-20-100-030.025-008	2266	1B	N	\$ 367,600	\$ 157,910	\$ 209,690	\$ 1.5437	\$ 2.2845	\$ 3,122.20	\$ 4,343.29	\$ 465.36	\$ -	\$ 755.73	\$ 1,221.09	\$ -	\$ -	\$ 1,221.09
Mowery, Casandra D & Shawn C	53-08-20-100-030.026-008	2266	1B	N	\$ 339,100	\$ 150,935	\$ 188,165	\$ 1.5437	\$ 2.2845	\$ 2,801.70	\$ 4,000.87	\$ 428.67	\$ -	\$ 770.50	\$ 1,199.17	\$ -	\$ -	\$ 1,199.17
Lien, Brennan C & Christie	53-08-20-100-030.027-008	2266	1B	N	\$ 390,600	\$ 168,960	\$ 221,640	\$ 1.5437	\$ 2.2845	\$ 3,300.14	\$ 4,613.78	\$ 494.34	\$ -	\$ 819.30	\$ 1,313.64	\$ -	\$ -	\$ 1,313.64
Sympson, Jeffrey A & Lee A	53-08-20-100-030.028-008	2266	1B	N	\$ 366,500	\$ 160,525	\$ 205,975	\$ 1.5437	\$ 2.2845	\$ 3,066.88	\$ 4,326.96	\$ 463.60	\$ -	\$ 796.47	\$ 1,260.08	\$ -	\$ -	\$ 1,260.08
E R W Corp	53-08-20-100-030.029-008	2266	1B	N	\$ 1,900	\$ -	\$ 1,900	\$ 1.5437	\$ 2.2845	\$ 29.32	\$ 48.61	\$ 5.21	\$ -	\$ 14.09	\$ 19.29	\$ -	\$ -	\$ 19.29
E R W Corp	53-08-20-100-030.030-008	2266	1B	N	\$ 1,900	\$ -	\$ 1,900	\$ 1.5437	\$ 2.2845	\$ 29.32	\$ 48.61	\$ 5.21	\$ -	\$ 14.09	\$ 19.29	\$ -	\$ -	\$ 19.29
E R W Corp	53-08-20-100-030.031-008	2266	1B	N	\$ 1,900	\$ -	\$ 1,900	\$ 1.5437	\$ 2.2845	\$ 29.32	\$ 48.61	\$ 5.21	\$ -	\$ 14.09	\$ 19.29	\$ -	\$ -	\$ 19.29
Sympson, Daisy E	53-08-20-100-030.032-008	2266	1B	N	\$ 174,800	\$ 90,430	\$ 84,370	\$ 1.5437	\$ 2.2845	\$ 1,256.24	\$ 2,048.75	\$ 219.50	\$ -	\$ 573.01	\$ 792.51	\$ -	\$ -	\$ 792.51
Hogan, Timothy B & Margaret L	53-08-20-100-030.033-008	2266	1B	N	\$ 175,500	\$ 93,675	\$ 81,825	\$ 1.5437	\$ 2.2845	\$ 1,218.34	\$ 2,019.36	\$ 216.36	\$ -	\$ 584.66	\$ 801.02	\$ -	\$ -	\$ 801.02
Gingerich, Marilyn Margaret	53-08-17-100-019.000-008	1062	1B	N	\$ 115,700	\$ 69,245	\$ 46,455	\$ 1.5437	\$ 2.2845	\$ 695.52	\$ 1,152.82	\$ 123.52	\$ -	\$ 333.77	\$ 457.30	\$ 69.36	\$ 14.76	\$ 373.18
Lynch, Dana L & Tad K	53-08-20-204-016.000-008	1602	1B	N	\$ 336,400	\$ 149,990	\$ 186,410	\$ 1.5437	\$ 2.2845	\$ 2,775.56	\$ 3,968.73	\$ 425.22	\$ -	\$ 767.95	\$ 1,193.17	\$ 69.36	\$ 22.20	\$ 1,101.61
Snapp, D Michael	53-08-20-204-012.000-008		1B	N	\$ 270,900	\$ 126,890	\$ 144,010	\$ 1.5437	\$ 2.2845	\$ 2,144.24	\$ 3,183.80	\$ 341.12	\$ -	\$ 698.44	\$ 1,039.56	\$ 69.36	\$ 22.20	\$ 948.00
Bretsch, Bart K & Susan D	53-08-20-204-011.000-008	1889	1B	N	\$ 311,000	\$ 141,100	\$ 169,900	\$ 1.5437	\$ 2.2845	\$ 2,529.76	\$ 3,666.45	\$ 392.83	\$ -	\$ 743.85	\$ 1,136.69	\$ 69.36	\$ 22.20	\$ 1,045.13
Harrell, Clint M & Maggie M	53-08-20-204-010.000-008	2154	1B	N	\$ 334,900	\$ 149,465	\$ 185,435	\$ 1.5437	\$ 2.2845	\$ 2,761.06	\$ 3,950.88	\$ 423.31	\$ -	\$ 766.51	\$ 1,189.82	\$ 69.36	\$ 22.20	\$ 1,098.26
Ping, Teresa A	53-08-20-204-002.000-008	1757	1B	N	\$ 439,200	\$ 182,515	\$ 256,685	\$ 1.5437	\$ 2.2845	\$ 3,822.66	\$ 5,213.19	\$ 558.55	\$ -	\$ 831.97	\$ 1,390.53	\$ -	\$ -	\$ 1,390.53
Contreras, Anna	53-08-20-204-006.000-008	1973	1B	N	\$ 249,400	\$ 119,540	\$ 129,860	\$ 1.5437	\$ 2.2845	\$ 1,933.56	\$ 2,933.34	\$ 314.28	\$ -	\$ 685.50	\$ 999.78	\$ 69.36	\$ 22.20	\$ 908.22
Wisley, Eric R & Kathy L	53-08-20-204-015.000-008	2080	1B	N	\$ 378,900	\$ 164,865	\$ 214,035	\$ 1.5437	\$ 2.2845	\$ 3,186.90	\$ 4,474.53	\$ 479.41	\$ -	\$ 808.22	\$ 1,287.63	\$ 69.36	\$ 22.20	\$ 1,196.07
Porter, Stephen Lee & Sandra Jean	53-08-20-204-009.000-008	1713	1B	N	\$ 312,500	\$ 152,635	\$ 159,865	\$ 1.5437	\$ 2.2845	\$ 2,380.32	\$ 3,625.39	\$ 388.44	\$ -	\$ 856.63	\$ 1,245.07	\$ 69.36	\$ 22.20	\$ 1,153.51
Adams, Reed M & Penny L	53-08-20-204-005.000-008	1661	1B	N	\$ 301,500	\$ 137,775	\$ 163,725	\$ 1.5437	\$ 2.2845	\$ 2,437.80	\$ 3,553.39	\$ 380.72	\$ -	\$ 734.87	\$ 1,115.59	\$ 69.36	\$ 22.20	\$ 1,024.03
Grimes, Harold J & Pamela K	53-08-20-204-001.000-008	2369	1B	N	\$ 330,300	\$ 169,815	\$ 160,485	\$ 1.5437	\$ 2.2845	\$ 2,389.56	\$ 3,872.45	\$ 414.90	\$ -	\$ 1,067.99	\$ 1,482.89	\$ 69.36	\$ 22.20	\$ 1,391.33
Lutes, Michael J & Tracee D	53-08-20-204-004.000-008	2364	1B	N	\$ 436,700	\$ 185,095	\$ 251,605	\$ 1.5437	\$ 2.2845	\$ 3,746.32	\$ 5,162.42	\$ 553.12	\$ -	\$ 862.98	\$ 1,416.10	\$ 69.36	\$ 22.20	\$ 1,324.54
Gillette, John E & Carrie A	53-08-20-204-014.000-008	1714	1B	N	\$ 355,400	\$ 178,600	\$ 176,800	\$ 1.5437	\$ 2.2845	\$ 2,632.48	\$ 4,171.17	\$ 446.91	\$ -	\$ 1,091.78	\$ 1,538.69	\$ 69.36	\$ 22.20	\$ 1,447.13
Goodlett, Garth P & Wendt L	53-08-20-204-008.000-008	1828	1B	N	\$ 370,700	\$ 158,995	\$ 211,705	\$ 1.5437	\$ 2.2845	\$ 3,152.20	\$ 4,380.18	\$ 469.31	\$ -	\$ 758.67	\$ 1,227.98	\$ 69.36	\$ 22.20	\$ 1,136.42
Parker, Jeffrey T & Laura T	53-08-20-204-007.000-008		1B	N	\$ 414,400	\$ 166,895	\$ 247,505	\$ 1.5437	\$ 2.2845	\$ 3,699.88	\$ 5,229.95	\$ 560.36	\$ -	\$ 969.71	\$ 1,530.07	\$ 69.36	\$ 22.20	\$ 1,438.51
Yin, Minyang; Bie, Shiyu	53-08-17-403-006.0																	

City of Bloomington

Area #1B: South-West Annexation Area - Tax Impacts Analysis

Note (1): This section shows the inc/(dec) in tax bills due to differences between township fire protection rates and the Monroe Fire Protection District fire rate

Owner Name	Parcel #	Waiver	Annexation Area	AG	2020 Pay 2021 Gross AV	2020 Pay 2021 Deductions /Exemptions	2020 Pay 2021 NAV	Pre-Annex 2020 Pay 2021 Prop Tax Rate	Post-Annex Prop Tax Rate	Pre-Annex Tax Bill	Post-Annex Tax Bill	Net Tax Bill Increase Due Solely to AV Growth (12% - Aggregate over 4 years)	Net Tax Bill Increase Due to Difference Between Fire Rates (1)	Net Tax Bill Increase Due to Annexation	Total Post-Annexation Net Tax Bill Increase	Benefit 1 Yearly Sewer Bill Savings (@ 4000 Gal/Month)	Benefit 2 Yearly Fire Protection (Water Surcharge) Savings	Post-Annex Tax Bill Inc/(Dec) Net of Benefits
Stork, Barbara A	53-08-17-403-007.000-008		1B	N	\$ 166,400	\$ 90,490	\$ 75,910	\$ 1.5437	\$ 2.2845	\$ 1,130.28	\$ 1,873.38	\$ 200.72	\$ -	\$ 542.39	\$ 743.10	\$ -	\$ -	\$ 743.10
Hardesty, Juliet L & Nathan Clifford Ingham	53-08-17-403-009.000-008		1B	N	\$ 166,300	\$ 90,455	\$ 75,845	\$ 1.5437	\$ 2.2845	\$ 1,129.30	\$ 1,871.77	\$ 200.54	\$ -	\$ 541.93	\$ 742.47	\$ -	\$ -	\$ 742.47
Cerwinske, Erin	53-08-17-403-010.000-008		1B	N	\$ 139,400	\$ 81,040	\$ 58,360	\$ 1.5437	\$ 2.2845	\$ 868.96	\$ 1,440.27	\$ 154.31	\$ -	\$ 417.00	\$ 571.31	\$ -	\$ -	\$ 571.31
Danielson, Melinda F	53-08-17-403-035.000-008		1B	N	\$ 118,200	\$ 73,620	\$ 44,580	\$ 1.5437	\$ 2.2845	\$ 663.78	\$ 1,100.20	\$ 117.89	\$ -	\$ 318.54	\$ 436.42	\$ -	\$ -	\$ 436.42
Tamaran, Ramon Garcia & Rachael G Garcia	53-08-17-403-026.000-008		1B	N	\$ 129,000	\$ 77,400	\$ 51,600	\$ 1.5437	\$ 2.2845	\$ 768.32	\$ 1,273.45	\$ 136.44	\$ -	\$ 368.69	\$ 505.13	\$ -	\$ -	\$ 505.13
Saltbox Group LLC	53-08-17-403-025.000-008		1B	N	\$ 159,500	\$ -	\$ 159,500	\$ 1.5437	\$ 2.2845	\$ 2,462.20	\$ 3,744.83	\$ 401.23	\$ -	\$ 881.40	\$ 1,282.63	\$ -	\$ -	\$ 1,282.63
Moll, Mary L	53-08-17-403-036.000-008		1B	N	\$ 116,800	\$ 87,130	\$ 29,670	\$ 1.5437	\$ 2.2845	\$ 411.68	\$ 419.91	\$ -	\$ -	\$ 8.23	\$ 8.23	\$ -	\$ -	\$ 8.23
Fulford, Keith	53-08-17-403-027.000-008		1B	N	\$ 133,000	\$ 78,800	\$ 54,200	\$ 1.5437	\$ 2.2845	\$ 807.02	\$ 1,337.60	\$ 143.31	\$ -	\$ 387.27	\$ 530.58	\$ -	\$ -	\$ 530.58
Stafford, Julia Ann	53-08-17-403-030.000-008		1B	N	\$ 160,000	\$ 85,250	\$ 74,750	\$ 1.5437	\$ 2.2845	\$ 1,113.00	\$ 1,844.75	\$ 197.65	\$ -	\$ 534.10	\$ 731.75	\$ -	\$ -	\$ 731.75
Winegardner, Cynthia J	53-08-17-403-014.000-008		1B	N	\$ 135,800	\$ 79,780	\$ 56,020	\$ 1.5437	\$ 2.2845	\$ 834.12	\$ 1,382.52	\$ 148.12	\$ -	\$ 400.28	\$ 548.40	\$ -	\$ -	\$ 548.40
McGee, Thomas E	53-08-17-403-043.000-008		1B	N	\$ 139,700	\$ 81,145	\$ 58,555	\$ 1.5437	\$ 2.2845	\$ 871.86	\$ 1,445.09	\$ 154.84	\$ -	\$ 418.39	\$ 573.23	\$ -	\$ -	\$ 573.23
Pal, Dharmendra & Seema Choudhary	53-08-17-403-045.000-008		1B	N	\$ 118,600	\$ 3,000	\$ 115,600	\$ 1.5437	\$ 2.2845	\$ 1,784.52	\$ 2,781.32	\$ 298.00	\$ -	\$ 698.80	\$ 996.80	\$ -	\$ -	\$ 996.80
Chandler, Craig R	53-08-17-403-046.000-008		1B	N	\$ 133,800	\$ 79,080	\$ 54,720	\$ 1.5437	\$ 2.2845	\$ 814.76	\$ 1,350.43	\$ 144.68	\$ -	\$ 390.99	\$ 535.67	\$ -	\$ -	\$ 535.67
Chambers, Jennifer & David	53-08-17-403-044.000-008		1B	N	\$ 151,900	\$ 85,415	\$ 66,485	\$ 1.5437	\$ 2.2845	\$ 989.94	\$ 1,640.79	\$ 175.79	\$ -	\$ 475.05	\$ 650.85	\$ -	\$ -	\$ 650.85
McCarty, James L	53-08-17-403-039.000-008		1B	N	\$ 118,900	\$ 70,865	\$ 48,035	\$ 1.5437	\$ 2.2845	\$ 715.24	\$ 1,185.46	\$ 127.01	\$ -	\$ 343.21	\$ 470.22	\$ -	\$ -	\$ 470.22
Mosley, Darran K	53-08-17-403-041.000-008		1B	N	\$ 160,600	\$ 88,460	\$ 72,140	\$ 1.5437	\$ 2.2845	\$ 1,074.14	\$ 1,780.35	\$ 190.76	\$ -	\$ 515.45	\$ 706.21	\$ -	\$ -	\$ 706.21
Byers, John McMillan	53-08-17-403-040.000-008	2394	1B	N	\$ 160,800	\$ -	\$ 160,800	\$ 1.5437	\$ 2.2845	\$ 2,482.28	\$ 3,775.35	\$ 404.50	\$ -	\$ 888.57	\$ 1,293.07	\$ -	\$ -	\$ 1,293.07
Nguyen, Phuoc X; Qiu, Lilian	53-08-20-203-002.000-008	2015	1B	N	\$ 315,100	\$ 142,535	\$ 172,565	\$ 1.5437	\$ 2.2845	\$ 2,569.44	\$ 3,715.25	\$ 398.07	\$ -	\$ 747.74	\$ 1,145.81	\$ 69.36	\$ 22.20	\$ 1,054.25
May, Phillip R	53-08-20-203-001.000-008	1659	1B	N	\$ 220,000	\$ 106,250	\$ 113,750	\$ 1.5437	\$ 2.2845	\$ 1,693.70	\$ 2,586.69	\$ 277.14	\$ -	\$ 615.84	\$ 892.99	\$ 69.36	\$ 22.20	\$ 801.43
Seader, Donald J & Melinda J	53-08-20-203-005.000-008	1865	1B	N	\$ 476,700	\$ 196,095	\$ 280,605	\$ 1.5437	\$ 2.2845	\$ 4,178.10	\$ 5,641.70	\$ 604.47	\$ -	\$ 859.12	\$ 1,463.60	\$ 69.36	\$ 22.20	\$ 1,372.04
Jenshak, Bradley K & Phyllis A	53-08-20-203-003.000-008	1865	1B	N	\$ 314,600	\$ 162,955	\$ 151,645	\$ 1.5437	\$ 2.2845	\$ 2,257.92	\$ 3,643.39	\$ 390.36	\$ -	\$ 995.11	\$ 1,385.47	\$ 69.36	\$ 22.20	\$ 1,293.91
Johnson, Jimmie D & Mary Ann	53-08-20-203-004.000-008		1B	N	\$ 263,800	\$ 120,705	\$ 143,095	\$ 1.5437	\$ 2.2845	\$ 2,132.00	\$ 3,142.16	\$ 336.65	\$ -	\$ 673.51	\$ 1,010.16	\$ 69.36	\$ 22.20	\$ 918.60
Titus, Gerry E	53-08-17-102-016.000-008		1B	N	\$ 152,000	\$ 98,750	\$ 53,250	\$ 1.5437	\$ 2.2845	\$ 792.88	\$ 808.74	\$ -	\$ -	\$ 15.86	\$ 15.86	\$ 69.36	\$ 14.76	\$ (68.26)
Crooks, Edwin William IV	53-08-17-102-011.000-008	2376	1B	N	\$ 163,200	\$ 114,330	\$ 48,870	\$ 1.5437	\$ 2.2845	\$ 727.66	\$ 1,206.06	\$ 129.21	\$ -	\$ 349.18	\$ 478.40	\$ 69.36	\$ 22.20	\$ 386.84
Burks, Rick G	53-08-17-100-021.000-008	1009	1B	N	\$ 102,500	\$ 65,125	\$ 37,375	\$ 1.5437	\$ 2.2845	\$ 556.50	\$ 922.38	\$ 98.83	\$ -	\$ 267.05	\$ 365.88	\$ 69.36	\$ 14.76	\$ 281.76
Langley, Glen J & Denise A	53-08-17-407-044.000-008		1B	N	\$ 113,200	\$ -	\$ 113,200	\$ 1.5437	\$ 2.2845	\$ 1,747.48	\$ 2,657.77	\$ 284.76	\$ -	\$ 625.53	\$ 910.29	\$ 69.36	\$ 14.76	\$ 826.17
Kirtman, Trevor Andrew & Brittani Adele	53-08-17-301-075.000-008	1599	1B	N	\$ 203,300	\$ 103,405	\$ 99,895	\$ 1.5437	\$ 2.2845	\$ 1,487.40	\$ 2,384.69	\$ 255.50	\$ -	\$ 641.80	\$ 897.29	\$ 69.36	\$ 22.20	\$ 805.73
Poor, Kathleen S; Poor, Marianne Gresham, Lindsay Dawn; Gresham, Dean L & Linda L	53-08-17-301-012.000-008	1599	1B	N	\$ 259,900	\$ 123,215	\$ 136,685	\$ 1.5437	\$ 2.2845	\$ 2,035.20	\$ 3,058.30	\$ 327.67	\$ -	\$ 695.43	\$ 1,023.10	\$ 69.36	\$ 22.20	\$ 931.54
Tabor, Brett M	53-08-17-301-015.000-008	1599	1B	N	\$ 191,200	\$ 99,170	\$ 92,030	\$ 1.5437	\$ 2.2845	\$ 1,370.28	\$ 2,240.71	\$ 240.08	\$ -	\$ 630.34	\$ 870.43	\$ 69.36	\$ 22.20	\$ 778.87
Hays, Michelle L & Kevin R	53-08-17-301-020.000-008	1599	1B	N	\$ 192,400	\$ 99,590	\$ 92,810	\$ 1.5437	\$ 2.2845	\$ 1,381.92	\$ 2,254.98	\$ 241.60	\$ -	\$ 631.46	\$ 873.06	\$ 69.36	\$ 22.20	\$ 781.50
Lakshmanan, Subramanian & Kalyani	53-08-17-301-023.000-008	1599	1B	N	\$ 224,000	\$ 110,650	\$ 113,350	\$ 1.5437	\$ 2.2845	\$ 1,687.74	\$ 2,631.05	\$ 281.90	\$ -	\$ 661.42	\$ 943.31	\$ 69.36	\$ 22.20	\$ 851.75
Emerson-hunt, Nancy J	53-08-17-301-160.000-008	1599	1B	N	\$ 212,700	\$ 103,695	\$ 109,005	\$ 1.5437	\$ 2.2845	\$ 1,623.04	\$ 2,499.82	\$ 267.84	\$ -	\$ 608.93	\$ 876.78	\$ 69.36	\$ 22.20	\$ 785.22
McCann, Caleb E & Dara D	53-08-17-301-106.000-008	1599	1B	N	\$ 191,300	\$ 99,205	\$ 92,095	\$ 1.5437	\$ 2.2845	\$ 1,371.26	\$ 2,241.88	\$ 240.19	\$ -	\$ 630.43	\$ 870.62	\$ 69.36	\$ 22.20	\$ 779.06
Al-Zubaidi, Saddam	53-08-17-301-158.000-008	1599	1B	N	\$ 233,600	\$ 113,310	\$ 120,290	\$ 1.5437	\$ 2.2845	\$ 1,791.08	\$ 2,723.66	\$ 291.82	\$ -	\$ 640.76	\$ 932.58	\$ 69.36	\$ 22.20	\$ 841.02
Sotomayor, Fabian & Ximena	53-08-17-301-213.000-008	1599	1B	N	\$ 248,300	\$ 115,455	\$ 132,845	\$ 1.5437	\$ 2.2845	\$ 1,979.10	\$ 2,950.85	\$ 316.16	\$ -	\$ 655.59	\$ 971.75	\$ 69.36	\$ 22.20	\$ 880.19
Mood, Nicholas R & Stephanie N	53-08-17-301-098.000-008	1599	1B	N	\$ 240,800	\$ 116,530	\$ 124,270	\$ 1.5437	\$ 2.2845	\$ 1,850.34	\$ 2,830.98	\$ 303.31	\$ -	\$ 677.33	\$ 980.64	\$ 69.36	\$ 22.20	\$ 889.08
Banks, Arthur & Felicia	53-08-17-301-192.000-008	1599	1B	N	\$ 212,300	\$ 131,515	\$ 80,785	\$ 1.5437	\$ 2.2845	\$ 1,202.86	\$ 1,993.69	\$ 213.61	\$ -	\$ 577.23	\$ 790.83	\$ 69.36	\$ 22.20	\$ 699.27
Weeks, Lucas D & Hannah M	53-08-17-301-102.000-008	1599	1B	N	\$ 221,800	\$ 109,880	\$ 111,920	\$ 1.5437	\$ 2.2845	\$ 1,666.44	\$ 2,604.86	\$ 279.09	\$ -	\$ 659.34	\$ 938.42	\$ 69.36	\$ 22.20	\$ 846.86
Highlands Homeowners Association Inc	53-08-18-103-003.455-008	1599	1B	N	\$ -	\$ -	\$ -	\$ 1.5437	\$ 2.2845	\$ -	\$ -	\$ -	\$ -	\$ -	\$ -	\$ -	\$ -	\$ -
Mankav LLC	53-08-17-304-102.000-008	1447	1B	N	\$ 149,600	\$ -	\$ 149,600	\$ 1.5437	\$ 2.2845	\$ 2,309.38	\$ 3,512.39	\$ 376.33	\$ -	\$ 826.68	\$ 1,203.01	\$ 69.36	\$ 22.20	\$ 1,111.45
Mankav LLC	53-08-17-304-040.000-008	1447	1B	N	\$ 149,600	\$ -	\$ 149,600	\$ 1.5437	\$ 2.2845	\$ 2,309.38	\$ 3,512.39	\$ 376.33	\$ -	\$ 826.68	\$ 1,203.01	\$ 69.36	\$ 22.20	\$ 1,111.45
Batchelor Heights LLC	53-08-17-304-010.000-008	1447	1B	N	\$ 153,700	\$ -	\$ 153,700	\$ 1.5437	\$ 2.2845	\$ 2,372.68	\$ 3,608.65	\$ 386.64	\$ -	\$ 849.33	\$ 1,235.97	\$ 69.36	\$ 22.20	\$ 1,144.41
Batchelor Heights LLC	53-08-17-304-011.000-008	1447	1B	N	\$ 153,700	\$ -	\$ 153,700	\$ 1.5437	\$ 2.2845	\$ 2,372.68	\$ 3,608.65	\$ 386.64	\$ -	\$ 849.33	\$ 1,235.97	\$ 69.36	\$ 22.20	\$ 1,144.41
Batchelor Heights LLC	53-08-17-304-101.000-008	1447	1B	N	\$ 151,700	\$ -	\$ 151,700	\$ 1.5437	\$ 2.2845	\$ 2,341.80	\$ 3,561.70	\$ 381.61	\$ -	\$ 838.29	\$ 1,219.90	\$ 69.36	\$ 22.20	\$ 1,128.34
Batchelor Heights LLC	53-08-17-304-074.000-008	1447	1B	N	\$ 153,700	\$ -	\$ 153,700	\$ 1.5437	\$ 2.2845	\$ 2,372.68	\$ 3,608.65	\$ 386.64	\$ -	\$ 849.33	\$ 1,235.97	\$ 69.36	\$ 22.20	\$ 1,144.41
Batchelor Heights LLC	53-08-17-304-075.000-008	1447	1B	N	\$ 153,700	\$ -	\$ 153,700	\$ 1.5437	\$ 2.2845	\$ 2,372.68	\$ 3,608.65	\$ 386.64	\$ -	\$ 849.33	\$ 1,235.97	\$ 69.36	\$ 22.20	\$ 1,144.41
Joe Kemp Construction LLC	53-08-17-304-082.000-008	1447	1B	N	\$ 30,000	\$ -	\$ 30,000	\$ 1.5437	\$ 2.2845	\$ 463.12	\$ 767.59	\$ 82.24	\$ -	\$ 222.23	\$ 304.47	\$ -	\$ -	\$ 304.47
Joe Kemp Construction LLC	53-08-17-304-015.000-008	1447	1B	N	\$ 30,000	\$ -	\$ 30,000	\$ 1.5437	\$ 2.2845	\$ 463.12	\$ 32.36	\$ 3.47	\$ -	\$ (434.23)	\$ (430.76)	\$ -	\$ -	\$ (430.76)

City of Bloomington

Area #1B: South-West Annexation Area - Tax Impacts Analysis

Note (1): This section shoes the inc/(dec) in tax bills due to differences between township fire protection rates and the Monroe Fire Protection District fire rate

Owner Name	Parcel #	Waiver	Annexation Area	AG	2020 Pay 2021 Gross AV	2020 Pay 2021 Deductions /Exemptions	2020 Pay 2021 NAV	Pre-Annex 2020 Pay 2021 Prop Tax Rate	Post-Annex Prop Tax Rate	Pre-Annex Tax Bill	Post-Annex Tax Bill	Net Tax Bill Increase Due Solely to AV Growth (12% - Aggregate over 4 years)	Net Tax Bill Increase Due to Difference Between Fire Rates (1)	Net Tax Bill Increase Due to Annexation	Total Post-Annexation Net Tax Bill Increase	Benefit 1 Yearly Sewer Bill Savings (@ 4000 Gal/Month)	Benefit 2 Yearly Fire Protection (Water Surcharge) Savings	Post-Annex Tax Bill Inc/(Dec) Net of Benefits
Joe Kemp Construction LLC	53-08-17-304-081.000-008	1447	1B	N	\$ 30,000	\$ -	\$ 30,000	\$ 1.5437	\$ 2.2845	\$ 463.12	\$ 767.59	\$ 82.24	\$ -	\$ 222.23	\$ 304.47	\$ -	\$ -	\$ 304.47
Joe Kemp Construction LLC	53-08-17-304-031.000-008	1447	1B	N	\$ 30,000	\$ -	\$ 30,000	\$ 1.5437	\$ 2.2845	\$ 463.12	\$ 32.36	\$ 3.47	\$ -	\$ (434.23)	\$ (430.76)	\$ -	\$ -	\$ (430.76)
Joe Kemp Construction LLC	53-08-17-304-085.000-008	1447	1B	N	\$ 30,000	\$ -	\$ 30,000	\$ 1.5437	\$ 2.2845	\$ 463.12	\$ 767.59	\$ 82.24	\$ -	\$ 222.23	\$ 304.47	\$ -	\$ -	\$ 304.47
Joe Kemp Construction LLC	53-08-17-304-030.000-008	1447	1B	N	\$ 30,000	\$ -	\$ 30,000	\$ 1.5437	\$ 2.2845	\$ 463.12	\$ 767.59	\$ 82.24	\$ -	\$ 222.23	\$ 304.47	\$ -	\$ -	\$ 304.47
Bruce, Kevin E R	53-08-17-301-113.000-008	1599	1B	N	\$ 214,700	\$ 107,395	\$ 107,305	\$ 1.5437	\$ 2.2845	\$ 1,597.72	\$ 2,520.38	\$ 270.05	\$ -	\$ 652.61	\$ 922.66	\$ 69.36	\$ 22.20	\$ 831.10
Bennett, Kathryn E	53-08-17-301-162.000-008	1599	1B	N	\$ 220,000	\$ 109,250	\$ 110,750	\$ 1.5437	\$ 2.2845	\$ 1,649.04	\$ 2,583.45	\$ 276.80	\$ -	\$ 657.61	\$ 934.41	\$ 69.36	\$ 22.20	\$ 842.85
Russell, Renee Faith	53-08-17-301-115.000-008	1599	1B	N	\$ 226,500	\$ 111,525	\$ 114,975	\$ 1.5437	\$ 2.2845	\$ 1,711.94	\$ 2,660.81	\$ 285.09	\$ -	\$ 663.78	\$ 948.87	\$ 69.36	\$ 22.20	\$ 857.31
Argenti, Philip E	53-08-17-301-197.000-008	1599	1B	N	\$ 256,600	\$ 122,060	\$ 134,540	\$ 1.5437	\$ 2.2845	\$ 2,003.24	\$ 3,019.03	\$ 323.47	\$ -	\$ 692.32	\$ 1,015.79	\$ 69.36	\$ 22.20	\$ 924.23
Trevino, Yolanda	53-08-17-301-129.000-008	1599	1B	N	\$ 187,900	\$ -	\$ 187,900	\$ 1.5437	\$ 2.2845	\$ 2,900.60	\$ 4,411.62	\$ 472.67	\$ -	\$ 1,038.35	\$ 1,511.02	\$ 69.36	\$ 22.20	\$ 1,419.46
Wells, Tyler G & Sarah L	53-08-17-301-178.000-008	1599	1B	N	\$ 234,500	\$ 114,325	\$ 120,175	\$ 1.5437	\$ 2.2845	\$ 1,789.36	\$ 2,756.02	\$ 295.29	\$ -	\$ 671.37	\$ 966.66	\$ 69.36	\$ 22.20	\$ 875.10
Nguyen, Mui & Duong, Mui Thu Thi	53-08-17-301-180.000-008	1599	1B	N	\$ 179,300	\$ 95,005	\$ 84,295	\$ 1.5437	\$ 2.2845	\$ 1,255.12	\$ 2,080.31	\$ 222.88	\$ -	\$ 602.31	\$ 825.19	\$ 69.36	\$ 22.20	\$ 733.63
Velazco, Joe; Hale-Velazco, Alice M	53-08-17-301-200.000-008	1599	1B	N	\$ 175,300	\$ 93,605	\$ 81,695	\$ 1.5437	\$ 2.2845	\$ 1,216.40	\$ 2,016.14	\$ 216.01	\$ -	\$ 583.73	\$ 799.74	\$ 69.36	\$ 22.20	\$ 708.18
Love, Louis Tyrone Jr	53-08-17-301-143.000-008	1599	1B	N	\$ 175,300	\$ -	\$ 175,300	\$ 1.5437	\$ 2.2845	\$ 2,706.12	\$ 4,115.79	\$ 440.98	\$ -	\$ 968.69	\$ 1,409.67	\$ 69.36	\$ 22.20	\$ 1,318.11
Hawkins, Lloyd P Jr	53-08-17-301-135.000-008	1599	1B	N	\$ 232,500	\$ 138,585	\$ 93,915	\$ 1.5437	\$ 2.2845	\$ 1,398.36	\$ 2,317.73	\$ 248.33	\$ -	\$ 671.04	\$ 919.37	\$ 69.36	\$ 22.20	\$ 827.81
Pak, Jason J & Kyoung	53-08-17-301-169.000-008	1599	1B	N	\$ 221,200	\$ 109,670	\$ 111,530	\$ 1.5437	\$ 2.2845	\$ 1,660.64	\$ 2,597.74	\$ 278.34	\$ -	\$ 658.76	\$ 937.10	\$ 69.36	\$ 22.20	\$ 845.54
Webster, Terry	53-08-20-100-030.034-008	2266	1B	N	\$ 279,700	\$ 130,145	\$ 149,555	\$ 1.5437	\$ 2.2845	\$ 2,226.82	\$ 3,293.95	\$ 352.93	\$ -	\$ 714.20	\$ 1,067.13	\$ -	\$ -	\$ 1,067.13
Phelps, Mark	53-08-20-100-030.035-008	2266	1B	N	\$ 281,100	\$ 127,635	\$ 153,465	\$ 1.5437	\$ 2.2845	\$ 2,285.04	\$ 3,313.85	\$ 355.06	\$ -	\$ 673.75	\$ 1,028.81	\$ -	\$ -	\$ 1,028.81
Rutherford, Scott E & Lynn C	53-08-20-100-030.036-008	2266	1B	N	\$ 320,500	\$ 144,425	\$ 176,075	\$ 1.5437	\$ 2.2845	\$ 2,621.68	\$ 3,779.51	\$ 404.95	\$ -	\$ 752.88	\$ 1,157.83	\$ -	\$ -	\$ 1,157.83
Puntney, Jodi	53-08-20-100-030.037-008	2266	1B	N	\$ 322,300	\$ 145,055	\$ 177,245	\$ 1.5437	\$ 2.2845	\$ 2,639.12	\$ 3,800.92	\$ 407.23	\$ -	\$ 754.57	\$ 1,161.80	\$ -	\$ -	\$ 1,161.80
Best, Jerry & Judith Joint Revocable Living Trust	53-08-20-100-030.038-008	2266	1B	N	\$ 322,200	\$ 142,020	\$ 180,180	\$ 1.5437	\$ 2.2845	\$ 2,682.80	\$ 3,802.98	\$ 407.47	\$ -	\$ 712.71	\$ 1,120.18	\$ -	\$ -	\$ 1,120.18
Curran, Kevin Barry	53-08-20-100-030.039-008	2266	1B	N	\$ 301,300	\$ 137,705	\$ 163,595	\$ 1.5437	\$ 2.2845	\$ 2,435.88	\$ 3,551.00	\$ 380.46	\$ -	\$ 734.66	\$ 1,115.12	\$ -	\$ -	\$ 1,115.12
Dowdy, Terry W & Cynthia A	53-08-20-100-030.040-008	2266	1B	N	\$ 291,800	\$ 134,380	\$ 157,420	\$ 1.5437	\$ 2.2845	\$ 2,343.92	\$ 3,437.94	\$ 368.34	\$ -	\$ 725.68	\$ 1,094.02	\$ -	\$ -	\$ 1,094.02
Lohrmann, David K & Julie A Joint Revocable Trust	53-08-20-100-030.041-008	2266	1B	N	\$ 283,000	\$ 131,300	\$ 151,700	\$ 1.5437	\$ 2.2845	\$ 2,258.76	\$ 3,333.22	\$ 357.13	\$ -	\$ 717.33	\$ 1,074.46	\$ -	\$ -	\$ 1,074.46
Stevenson, William Gary & Linda Maria	53-08-20-100-030.042-008		1B	N	\$ 275,900	\$ 128,815	\$ 147,085	\$ 1.5437	\$ 2.2845	\$ 2,190.04	\$ 3,248.72	\$ 348.07	\$ -	\$ 710.60	\$ 1,058.68	\$ 69.36	\$ 22.20	\$ 967.12
Feagans, Gail A	53-08-20-100-030.043-008		1B	N	\$ 321,000	\$ 141,600	\$ 179,400	\$ 1.5437	\$ 2.2845	\$ 2,671.20	\$ 3,788.69	\$ 405.93	\$ -	\$ 711.56	\$ 1,117.49	\$ 69.36	\$ 22.20	\$ 1,025.93
Reif, Amy Elizabeth	53-08-20-100-030.044-008		1B	N	\$ 315,900	\$ 139,815	\$ 176,085	\$ 1.5437	\$ 2.2845	\$ 2,621.84	\$ 3,727.99	\$ 399.42	\$ -	\$ 706.73	\$ 1,106.15	\$ 69.36	\$ 22.20	\$ 1,014.59
Harper, Mark L & Joyce M	53-08-20-100-030.045-008		1B	N	\$ 277,000	\$ 126,200	\$ 150,800	\$ 1.5437	\$ 2.2845	\$ 2,245.36	\$ 3,265.05	\$ 349.83	\$ -	\$ 669.86	\$ 1,019.69	\$ 69.36	\$ 22.20	\$ 928.13
Titzer, Jamie K	53-08-20-100-030.046-008		1B	N	\$ 279,800	\$ 130,180	\$ 149,620	\$ 1.5437	\$ 2.2845	\$ 2,227.78	\$ 3,295.13	\$ 353.04	\$ -	\$ 714.30	\$ 1,067.35	\$ 69.36	\$ 22.20	\$ 975.79
Ewer, Amanda N & Jeffrey R	53-08-17-303-019.000-008	1599	1B	N	\$ 183,600	\$ 96,510	\$ 87,090	\$ 1.5437	\$ 2.2845	\$ 1,296.74	\$ 2,149.30	\$ 230.29	\$ -	\$ 622.28	\$ 852.56	\$ 69.36	\$ 22.20	\$ 761.00
Chantar, Pornchanok	53-08-17-303-006.000-008	1599	1B	N	\$ 188,700	\$ 98,295	\$ 90,405	\$ 1.5437	\$ 2.2845	\$ 1,346.08	\$ 2,210.96	\$ 236.90	\$ -	\$ 627.98	\$ 864.88	\$ 69.36	\$ 22.20	\$ 773.32
Parsons, Connie Lee	53-08-17-303-015.000-008	1599	1B	N	\$ 159,000	\$ 84,900	\$ 74,100	\$ 1.5437	\$ 2.2845	\$ 1,103.32	\$ 1,828.72	\$ 195.93	\$ -	\$ 529.46	\$ 725.40	\$ 69.36	\$ 22.20	\$ 633.84
Russell, Jerry I & Mariana	53-08-17-303-005.000-008	1599	1B	N	\$ 187,600	\$ 97,910	\$ 89,690	\$ 1.5437	\$ 2.2845	\$ 1,335.44	\$ 2,197.86	\$ 235.49	\$ -	\$ 626.93	\$ 862.42	\$ 69.36	\$ 22.20	\$ 770.86
Mikolaitis, Peter J & Mary Beth	53-08-17-303-023.000-008	1599	1B	N	\$ 159,600	\$ 88,110	\$ 71,490	\$ 1.5437	\$ 2.2845	\$ 1,064.46	\$ 1,764.31	\$ 189.04	\$ -	\$ 510.81	\$ 699.85	\$ 69.36	\$ 22.20	\$ 608.29
Brookbank, Sherry A	53-08-17-303-014.000-008	1599	1B	N	\$ 172,400	\$ 92,590	\$ 79,810	\$ 1.5437	\$ 2.2845	\$ 1,188.34	\$ 1,969.62	\$ 211.03	\$ 364.37	\$ 570.26	\$ 781.28	\$ 69.36	\$ 22.20	\$ 689.72
Martin, Sarah A & Michael B	53-08-17-303-010.000-008	1599	1B	N	\$ 210,200	\$ 105,820	\$ 104,380	\$ 1.5437	\$ 2.2845	\$ 1,554.16	\$ 2,466.83	\$ 264.31	\$ -	\$ 648.36	\$ 912.67	\$ 69.36	\$ 22.20	\$ 821.11
Faith, Pamela	53-08-17-303-007.000-008	1599	1B	N	\$ 159,400	\$ 88,040	\$ 71,360	\$ 1.5437	\$ 2.2845	\$ 1,062.52	\$ 1,761.09	\$ 188.68	\$ -	\$ 509.89	\$ 698.57	\$ 69.36	\$ 22.20	\$ 607.01
Ebel-Orr, Faye E	53-08-17-303-002.000-008	1599	1B	N	\$ 155,300	\$ 83,605	\$ 71,695	\$ 1.5437	\$ 2.2845	\$ 1,067.52	\$ 1,769.36	\$ 189.57	\$ -	\$ 512.28	\$ 701.84	\$ 69.36	\$ 22.20	\$ 610.28
Toto, Jairo E; Madera, Rosa M	53-08-17-303-001.000-008	1599	1B	N	\$ 193,100	\$ 99,835	\$ 93,265	\$ 1.5437	\$ 2.2845	\$ 1,388.68	\$ 2,263.32	\$ 242.50	\$ -	\$ 632.13	\$ 874.64	\$ 69.36	\$ 22.20	\$ 783.08
Dobbs, Charles M & Ann R	53-08-20-100-030.047-008		1B	N	\$ 272,900	\$ 124,765	\$ 148,135	\$ 1.5437	\$ 2.2845	\$ 2,205.68	\$ 3,216.25	\$ 344.59	\$ -	\$ 665.97	\$ 1,010.57	\$ 69.36	\$ 22.20	\$ 919.01
Baywood LLC	53-08-20-100-030.098-008		1B	N	\$ -	\$ -	\$ -	\$ 1.5437	\$ 2.2845	\$ -	\$ -	\$ -	\$ -	\$ -	\$ -	\$ -	\$ -	\$ -
E R W Corp	53-08-20-100-030.099-008	2264	1B	N	\$ -	\$ -	\$ -	\$ 1.5437	\$ 2.2845	\$ -	\$ -	\$ -	\$ -	\$ -	\$ -	\$ -	\$ -	\$ -
Papke, Norman & Arllys	53-08-20-105-002.000-008	1844	1B	N	\$ 239,200	\$ 112,970	\$ 126,230	\$ 1.5437	\$ 2.2845	\$ 1,879.52	\$ 2,815.19	\$ 301.64	\$ -	\$ 634.04	\$ 935.67	\$ 69.36	\$ 37.08	\$ 829.23
Connelly, David M & Cassandra L	53-08-20-105-007.000-008	2403	1B	N	\$ 276,000	\$ 125,850	\$ 150,150	\$ 1.5437	\$ 2.2845	\$ 2,235.68	\$ 3,253.15	\$ 348.55	\$ -	\$ 668.91	\$ 1,017.47	\$ 69.36	\$ 22.20	\$ 925.91
Todd, Danny J & Cathy Ann	53-08-20-105-004.000-008		1B	N	\$ 208,100	\$ 101,910	\$ 106,190	\$ 1.5437	\$ 2.2845	\$ 1,581.40	\$ 2,451.91	\$ 262.71	\$ -	\$ 607.80	\$ 870.51	\$ 69.36	\$ 22.20	\$ 778.95
Miller, Joel J General Trust	53-08-20-105-006.000-008	1720	1B	N	\$ 217,300	\$ -	\$ 217,300	\$ 1.5437	\$ 2.2845	\$ 3,354.46	\$ 5,102.94	\$ 546.74	\$ -	\$ 1,201.74	\$ 1,748.48	\$ 69.36	\$ 22.20	\$ 1,656.92
Gunderson, Mark H & Pilar	53-08-20-105-005.000-008		1B	N	\$ 258,100	\$ 120,555	\$ 137,545	\$ 1.5437	\$ 2.2845	\$ 2,049.52	\$ 3,042.72	\$ 326.00	\$ -	\$ 667.21	\$ 993.20	\$ 69.36	\$ 22.20	\$ 901.64
Hepfer, Nasrin	53-08-17-102-067.000-008		1B	N	\$ 151,500	\$ 82,275	\$ 69,225	\$ 1.5437	\$ 2.2845	\$ 1,030.74	\$ 1,708.41	\$ 183.04	\$ -	\$ 494.63	\$ 677.67	\$ 69.36	\$ 14.76	\$ 593.55
Higginbotham, Warren R & Kristina R	53-08-17-102-048.000-008		1B	N	\$ 153,900	\$ -	\$ 153,900	\$ 1.5437	\$ 2.2845	\$ 2,375.76	\$ 3,613.35	\$ 387.14	\$ -	\$ 850.45	\$ 1,237.59	\$ 69.36	\$ 22.20	\$ 1,146.03
Smith, Philip D & Karen A	53-08-17-301-085.000-008	2023	1B	N	\$ 311,700	\$ 141,345	\$ 170,355	\$ 1.5437	\$ 2.2845	\$ 2,536.52	\$ 3,674.79	\$ 393.73	\$ -	\$ 744.53	\$ 1,138.27	\$ 69.36	\$ 22.20	\$ 1,046.71
Smith, David M & Katie E	53-08-17-301-209.000-008	2052	1B	N	\$ 421,800	\$ 179,880	\$ 241,920	\$ 1.5437	\$ 2.2845	\$ 3,602.10	\$ 4,985.08	\$ 534.11	\$ -	\$ 848.87	\$ 1,382.98	\$ 69.36	\$ 22.20	\$ 1,291.42
Eckes, Paul M & Susan M	53-08-17-301-210.000-008	2060	1B	N	\$ 308,600	\$ 165,220	\$ 143,380	\$ 1.5437	\$ 2.2845	\$ 2,134.88	\$ 3,538.49	\$ 379.13	\$ -	\$ 1,024.48	\$ 1,403.61	\$ 69.36	\$ 22.20	\$ 1,312.05

City of Bloomington

Area #1B: South-West Annexation Area - Tax Impacts Analysis

Note (1): This section shoes the inc/(dec) in tax bills due to differences between township fire protection rates and the Monroe Fire Protection District fire rate

Owner Name	Parcel #	Waiver	Annexation Area	AG	2020 Pay 2021 Gross AV	2020 Pay 2021 Deductions /Exemptions	2020 Pay 2021 NAV	Pre-Annex 2020 Pay 2021 Prop Tax Rate	Post-Annex Prop Tax Rate	Pre-Annex Tax Bill	Post-Annex Tax Bill	Net Tax Bill Increase Due Solely to AV Growth (12% - Aggregate over 4 years)	Net Tax Bill Increase Due to Difference Between Fire Rates (1)	Net Tax Bill Increase Due to Annexation	Total Post-Annexation Net Tax Bill Increase	Benefit 1 Yearly Sewer Bill Savings (@ 4000 Gal/Month)	Benefit 2 Yearly Fire Protection (Water Surcharge) Savings	Post-Annex Tax Bill Inc/(Dec)
Richardson, Jamie L & Sarah J	53-08-17-301-086.000-008	1946	1B	N	\$ 427,800	\$ 173,755	\$ 254,045	\$ 1.5437	\$ 2.2845	\$ 3,793.84	\$ 5,304.56	\$ 568.34	\$ -	\$ 942.38	\$ 1,510.72	\$ 69.36	\$ 22.20	\$ 1,419.16
Kulis, James M & Harriet M	53-08-17-301-211.000-008	1948	1B	N	\$ 353,700	\$ 156,045	\$ 197,655	\$ 1.5437	\$ 2.2845	\$ 2,943.00	\$ 4,174.63	\$ 447.29	\$ -	\$ 784.34	\$ 1,231.63	\$ 69.36	\$ 22.20	\$ 1,140.07
Kinser, Dana H	53-08-17-301-087.000-008	2054	1B	N	\$ 292,200	\$ 3,000	\$ 289,200	\$ 1.5437	\$ 2.2845	\$ 4,464.38	\$ 6,857.20	\$ 734.70	\$ -	\$ 1,658.12	\$ 2,392.82	\$ 69.36	\$ 22.20	\$ 2,301.26
Conner, David E & Michele L	53-08-17-301-088.000-008	2086	1B	N	\$ 402,400	\$ 173,090	\$ 229,310	\$ 1.5437	\$ 2.2845	\$ 3,414.34	\$ 4,754.20	\$ 509.38	\$ -	\$ 830.49	\$ 1,339.86	\$ 69.36	\$ 22.20	\$ 1,248.30
Adams, Patrick & Elizabeth	53-08-17-301-155.000-008	1945	1B	N	\$ 386,500	\$ 167,525	\$ 218,975	\$ 1.5437	\$ 2.2845	\$ 3,260.46	\$ 4,564.98	\$ 489.10	\$ -	\$ 815.41	\$ 1,304.52	\$ 69.36	\$ 22.20	\$ 1,212.96
Rensink, Jay & Jill	53-01-40-785-699.000-008	1455	1B	N	\$ 360,000	\$ 155,250	\$ 204,750	\$ 1.5437	\$ 2.2845	\$ 3,048.64	\$ 4,252.84	\$ 455.66	\$ -	\$ 748.53	\$ 1,204.20	\$ 69.36	\$ 22.20	\$ 1,112.64
Mullins, Matthew L & Debra J Kakos	53-08-17-301-004.000-008		1B	N	\$ 340,100	\$ 148,285	\$ 191,815	\$ 1.5437	\$ 2.2845	\$ 2,856.04	\$ 4,016.01	\$ 430.29	\$ -	\$ 729.68	\$ 1,159.97	\$ 69.36	\$ 22.20	\$ 1,068.41
Musselman Family Revocable Trust	53-08-17-301-044.000-008	2227	1B	N	\$ 283,400	\$ 128,440	\$ 154,960	\$ 1.5437	\$ 2.2845	\$ 2,307.30	\$ 3,341.21	\$ 357.98	\$ -	\$ 675.93	\$ 1,033.91	\$ 69.36	\$ 22.20	\$ 942.35
Nguyen, Kevin D & Natalie S	53-08-17-301-089.000-008	2154	1B	N	\$ 348,800	\$ 154,330	\$ 194,470	\$ 1.5437	\$ 2.2845	\$ 2,895.58	\$ 4,116.30	\$ 441.03	\$ -	\$ 779.69	\$ 1,220.72	\$ 69.36	\$ 22.20	\$ 1,129.16
Burns, Stephen A & Elsner , Ann E	53-08-17-301-045.000-008	2083	1B	N	\$ 376,400	\$ -	\$ 376,400	\$ 1.5437	\$ 2.2845	\$ 5,810.48	\$ 8,889.81	\$ 952.48	\$ -	\$ 2,126.85	\$ 3,079.33	\$ 69.36	\$ 22.20	\$ 2,987.77
Burns, Stephen A & Elsner, Ann E	53-08-17-301-090.000-008		1B	N	\$ 48,600	\$ -	\$ 48,600	\$ 1.5437	\$ 2.2845	\$ 750.24	\$ 1,243.49	\$ 133.23	\$ -	\$ 360.02	\$ 493.25	\$ -	\$ -	\$ 493.25
Munden, Ryan B & Jenny I	53-08-17-301-103.000-008	2198	1B	N	\$ 455,100	\$ 190,030	\$ 265,070	\$ 1.5437	\$ 2.2845	\$ 3,947.52	\$ 5,366.71	\$ 575.00	\$ -	\$ 844.19	\$ 1,419.19	\$ 69.36	\$ 22.20	\$ 1,327.63
Kawanishi, Hideki & Tammy	53-08-17-301-094.000-008	2085	1B	N	\$ 332,400	\$ 145,590	\$ 186,810	\$ 1.5437	\$ 2.2845	\$ 2,781.52	\$ 3,924.36	\$ 420.46	\$ -	\$ 722.38	\$ 1,142.84	\$ 69.36	\$ 22.20	\$ 1,051.28
Smith, Nicholas G & Tiffany S Hoyt-smith	53-08-17-301-104.000-008	2053	1B	N	\$ 428,100	\$ 182,085	\$ 246,015	\$ 1.5437	\$ 2.2845	\$ 3,663.08	\$ 5,060.07	\$ 542.15	\$ -	\$ 854.83	\$ 1,396.99	\$ 69.36	\$ 22.20	\$ 1,305.43
Huck, Wayne R & Joyce M	53-08-17-301-189.000-008	2065	1B	N	\$ 312,100	\$ 141,485	\$ 170,615	\$ 1.5437	\$ 2.2845	\$ 2,540.40	\$ 3,679.54	\$ 394.24	\$ -	\$ 744.90	\$ 1,139.14	\$ 69.36	\$ 22.20	\$ 1,047.58
Barton, Richard K & Susan H	53-08-17-301-002.000-008	2063	1B	N	\$ 397,800	\$ 171,480	\$ 226,320	\$ 1.5437	\$ 2.2845	\$ 3,369.82	\$ 4,699.45	\$ 503.51	\$ -	\$ 826.13	\$ 1,329.63	\$ 69.36	\$ 22.20	\$ 1,238.07
Noel, Bradley C & Joni S	53-08-17-301-003.000-008	2014	1B	N	\$ 261,100	\$ 123,635	\$ 137,465	\$ 1.5437	\$ 2.2845	\$ 2,046.80	\$ 3,072.59	\$ 329.21	\$ -	\$ 696.58	\$ 1,025.79	\$ 69.36	\$ 22.20	\$ 934.23
State Of Indiana	53-08-19-200-025.000-008		1B	N	\$ -	\$ -	\$ -	\$ 1.5437	\$ 2.2845	\$ -	\$ -	\$ -	\$ -	\$ -	\$ -	\$ -	\$ -	\$ -
State Of Indiana	53-08-19-200-062.000-008		1B	N	\$ -	\$ -	\$ -	\$ 1.5437	\$ 2.2845	\$ -	\$ -	\$ -	\$ -	\$ -	\$ -	\$ -	\$ -	\$ -
Wampler Family Trust	53-08-17-102-014.000-008	1190	1B	N	\$ 141,100	\$ 117,420	\$ 23,680	\$ 1.5437	\$ 2.2845	\$ 9.12	\$ 584.41	\$ 62.62	\$ -	\$ 512.67	\$ 575.29	\$ 69.36	\$ 22.20	\$ 491.17
Slota, Timothy A & Dorothy J	53-01-43-560-000.000-008		1B	N	\$ 349,400	\$ 154,540	\$ 194,860	\$ 1.5437	\$ 2.2845	\$ 2,901.40	\$ 4,123.44	\$ 441.79	\$ -	\$ 780.25	\$ 1,222.04	\$ 69.36	\$ 22.20	\$ 1,130.48
Ray, Robert W	53-08-17-407-037.000-008	1219	1B	N	\$ 132,400	\$ 78,555	\$ 53,845	\$ 1.5437	\$ 2.2845	\$ 801.74	\$ 1,328.84	\$ 142.37	\$ -	\$ 384.73	\$ 527.10	\$ 69.36	\$ 22.20	\$ 435.54
Duncan, Brandon	53-08-17-401-010.000-008		1B	N	\$ 13,100	\$ -	\$ 13,100	\$ 1.5437	\$ 2.2845	\$ 202.22	\$ 335.18	\$ 35.91	\$ -	\$ 97.05	\$ 132.96	\$ -	\$ -	\$ 132.96
Price, C Sean & McIntosh, Jessica L	53-08-17-102-004.000-008		1B	N	\$ 142,000	\$ 81,950	\$ 60,050	\$ 1.5437	\$ 2.2845	\$ 894.12	\$ 1,481.98	\$ 158.78	\$ -	\$ 429.07	\$ 587.86	\$ 69.36	\$ 22.20	\$ 496.30
Whiteman, Roy S & Lavon J Trust	53-08-20-301-006.000-008		1B	N	\$ 92,100	\$ -	\$ 92,100	\$ 1.5437	\$ 2.2845	\$ 1,421.76	\$ 2,162.38	\$ 231.68	\$ -	\$ 508.93	\$ 740.62	\$ -	\$ -	\$ 740.62
Whiteman, Roy S & Lavon J Trust	53-08-20-301-007.000-008		1B	N	\$ 199,200	\$ 98,970	\$ 100,230	\$ 1.5437	\$ 2.2845	\$ 1,492.40	\$ 2,339.15	\$ 250.63	\$ -	\$ 596.12	\$ 846.75	\$ -	\$ -	\$ 846.75
Dyer, Henry L & Ruby J.	53-08-20-301-008.000-008		1B	N	\$ 223,600	\$ 106,135	\$ 117,465	\$ 1.5437	\$ 2.2845	\$ 1,754.20	\$ 2,723.84	\$ 291.84	\$ -	\$ 677.80	\$ 969.64	\$ -	\$ -	\$ 969.64
Southern, Joseph Lee & Maxine	53-08-20-301-002.000-008		1B	N	\$ 195,000	\$ 109,035	\$ 85,965	\$ 1.5437	\$ 2.2845	\$ 1,279.98	\$ 2,121.53	\$ 227.31	\$ -	\$ 614.24	\$ 841.55	\$ -	\$ -	\$ 841.55
Jeffress, Tammy L	53-08-20-301-005.000-008		1B	N	\$ 238,700	\$ 113,030	\$ 125,670	\$ 1.5437	\$ 2.2845	\$ 1,873.86	\$ 2,840.58	\$ 304.34	\$ -	\$ 662.38	\$ 966.72	\$ -	\$ -	\$ 966.72
Kaplan, John B; Miller-Kaplan, Samantha	53-08-20-301-003.000-008		1B	N	\$ 249,300	\$ 118,700	\$ 130,600	\$ 1.5437	\$ 2.2845	\$ 1,944.58	\$ 2,907.26	\$ 311.49	\$ -	\$ 651.19	\$ 962.68	\$ -	\$ -	\$ 962.68
Whiteman, Roy S & Lavon J Trustees	53-08-20-301-004.000-008		1B	N	\$ 9,300	\$ -	\$ 9,300	\$ 1.5437	\$ 2.2845	\$ 143.56	\$ 237.95	\$ 25.49	\$ -	\$ 68.90	\$ 94.39	\$ -	\$ -	\$ 94.39
City of Bloomington, Indiana	53-08-20-301-001.000-008		1B	N	\$ -	\$ -	\$ -	\$ 1.5437	\$ 2.2845	\$ -	\$ -	\$ -	\$ -	\$ -	\$ -	\$ -	\$ -	\$ -
City of Bloomington, Indiana	53-08-20-301-011.000-008		1B	N	\$ -	\$ -	\$ -	\$ 1.5437	\$ 2.2845	\$ -	\$ -	\$ -	\$ -	\$ -	\$ -	\$ -	\$ -	\$ -
Teare, Glenn A JR & Jennifer R	53-08-17-104-010.000-008	1236	1B	N	\$ 143,100	\$ 79,335	\$ 63,765	\$ 1.5437	\$ 2.2845	\$ 949.44	\$ 1,573.67	\$ 168.61	\$ -	\$ 455.62	\$ 624.23	\$ 69.36	\$ 14.76	\$ 540.11
Shields, Donna Jo	53-08-17-102-042.000-008		1B	N	\$ 138,900	\$ 79,850	\$ 59,050	\$ 1.5437	\$ 2.2845	\$ 879.24	\$ 1,457.30	\$ 156.14	\$ -	\$ 421.92	\$ 578.06	\$ 69.36	\$ 22.20	\$ 486.50
Haury, Michael W	53-08-17-102-071.000-008		1B	N	\$ 138,400	\$ 77,690	\$ 60,710	\$ 1.5437	\$ 2.2845	\$ 903.96	\$ 1,498.26	\$ 160.52	\$ -	\$ 433.78	\$ 594.30	\$ 69.36	\$ 22.20	\$ 502.74
Nentrup, Susan Jane	53-08-17-100-013.000-008		1B	N	\$ 91,200	\$ 64,170	\$ 27,030	\$ 1.5437	\$ 2.2845	\$ 402.46	\$ 667.08	\$ 71.48	\$ -	\$ 193.14	\$ 264.62	\$ 69.36	\$ 14.76	\$ 180.50
Parameswaran, Manoj & Spotts, Elizabeth H	53-08-17-301-144.000-008	1599	1B	N	\$ 226,700	\$ 111,420	\$ 115,280	\$ 1.5437	\$ 2.2845	\$ 1,716.48	\$ 2,657.78	\$ 284.77	\$ -	\$ 656.53	\$ 941.30	\$ 69.36	\$ 22.20	\$ 849.74
Lin, En; Li, Na	53-08-17-301-175.000-008	1599	1B	N	\$ 268,600	\$ 126,260	\$ 142,340	\$ 1.5437	\$ 2.2845	\$ 2,119.40	\$ 3,161.85	\$ 338.77	\$ -	\$ 703.67	\$ 1,042.45	\$ 69.36	\$ 22.20	\$ 950.89
Graham, Greg A & Serna-Graham, Christina D	53-08-17-301-130.000-008	1599	1B	N	\$ 175,700	\$ 93,745	\$ 81,955	\$ 1.5437	\$ 2.2845	\$ 1,220.28	\$ 2,022.58	\$ 216.71	\$ -	\$ 585.59	\$ 802.30	\$ 69.36	\$ 22.20	\$ 710.74
Black, Kimberly D & Rickey R	53-08-17-301-179.000-008	1599	1B	N	\$ 219,400	\$ 109,040	\$ 110,360	\$ 1.5437	\$ 2.2845	\$ 1,643.22	\$ 2,576.31	\$ 276.03	\$ -	\$ 657.06	\$ 933.09	\$ 69.36	\$ 22.20	\$ 841.53
Simpson, Andrew Ross	53-08-17-301-173.000-008	1599	1B	N	\$ 241,500	\$ 116,775	\$ 124,725	\$ 1.5437	\$ 2.2845	\$ 1,857.12	\$ 2,839.32	\$ 304.21	\$ -	\$ 677.99	\$ 982.20	\$ 69.36	\$ 22.20	\$ 890.64
Abramenka, Uladzimir & Anna	53-08-17-301-122.000-008	1599	1B	N	\$ 230,400	\$ 112,890	\$ 117,510	\$ 1.5437	\$ 2.2845	\$ 1,749.68	\$ 2,707.22	\$ 290.06	\$ -	\$ 667.48	\$ 957.54	\$ 69.36	\$ 22.20	\$ 865.98
Orr, Matthew J & Angelica L	53-08-17-301-195.000-008	1599	1B	N	\$ 235,500	\$ 114,675	\$ 120,825	\$ 1.5437	\$ 2.2845	\$ 1,799.04	\$ 2,767.92	\$ 296.56	\$ -	\$ 672.31	\$ 968.88	\$ 69.36	\$ 22.20	\$ 877.32
Deja, Sabrina B	53-08-17-301-117.000-008	1599	1B	N	\$ 242,600	\$ 117,160	\$ 125,440	\$ 1.5437	\$ 2.2845	\$ 1,867.76	\$ 2,852.42	\$ 305.62	\$ -	\$ 679.04	\$ 984.66	\$ 69.36	\$ 22.20	\$ 893.10
Fox, Janet M	53-08-17-301-193.000-008	1599	1B	N	\$ 178,800	\$ 91,830	\$ 86,970	\$ 1.5437	\$ 2.2845	\$ 1,294.96	\$ 2,096.35	\$ 224.60	\$ -	\$ 576.79	\$ 801.39	\$ 69.36	\$ 22.20	\$ 709.83
Holzmeyer, Cameron L	53-08-17-301-116.000-008	1599	1B	N	\$ 181,300	\$ 95,705	\$ 85,595	\$ 1.5437	\$ 2.2845	\$ 1,274.48	\$ 2,112.40	\$ 226.32	\$ -	\$ 611.60	\$ 837.92	\$ 69.36	\$ 22.20	\$ 746.36
Gustafson, Daniel W	53-08-17-301-215.000-008	1599	1B	N	\$ 232,700	\$ 113,695	\$ 119,005	\$ 1.5437	\$ 2.2845	\$ 1,771.94	\$ 2,734.60	\$ 293.00	\$ -	\$ 669.66	\$ 962.66	\$ 69.36	\$ 22.20	\$ 871.10
Oden, Joyce Bingham	53-08-17-301-166.000-008	1599	1B	N	\$ 183,600	\$ 96,335	\$ 87,265	\$ 1.5437	\$ 2.2845	\$ 1,299.34	\$ 2,144.84	\$ 229.81	\$ -	\$ 615.70	\$ 845.50	\$ 69.36	\$ 22.20	\$ 753.94

City of Bloomington

Area #1B: South-West Annexation Area - Tax Impacts Analysis

Note (1): This section shows the inc/(dec) in tax bills due to differences between township fire protection rates and the Monroe Fire Protection District fire rate

Owner Name	Parcel #	Waiver	Annexation Area	AG	2020 Pay 2021 Gross AV	2020 Pay 2021 Deductions /Exemptions	2020 Pay 2021 NAV	Pre-Annex 2020 Pay 2021 Prop Tax Rate	Post-Annex Prop Tax Rate	Pre-Annex Tax Bill	Post-Annex Tax Bill	Net Tax Bill Increase Due Solely to AV Growth (12% - Aggregate over 4 years)	Net Tax Bill Increase Due to Difference Between Fire Rates (1)	Net Tax Bill Increase Due to Annexation	Total Post-Annexation Net Tax Bill Increase	Benefit 1 Yearly Sewer Bill Savings (@ 4000 Gal/Month)	Benefit 2 Yearly Fire Protection (Water Surcharge) Savings	Post-Annex Tax Bill Inc/(Dec) Net of Benefits
Morrow, Joseph Edward Jr & Trisha Ann The Highland Homeowner's Association Inc.	53-08-17-301-101.000-008	1599	1B	N	\$ 206,800	\$ 104,455	\$ 102,345	\$ 1.5437	\$ 2.2845	\$ 1,523.88	\$ 2,420.94	\$ 259.38	\$ -	\$ 637.68	\$ 897.06	\$ 69.36	\$ 22.20	\$ 805.50
	53-01-41-709-813.000-008	1599	1B	N	\$ -	\$ -	\$ -	\$ 1.5437	\$ 2.2845	\$ -	\$ -	\$ -	\$ -	\$ -	\$ -	\$ -	\$ -	\$ -
Honeycutt, L D	53-08-17-401-002.000-008		1B	N	\$ 39,000	\$ -	\$ 39,000	\$ 1.5437	\$ 2.2845	\$ 602.04	\$ 915.66	\$ 98.11	\$ -	\$ 215.52	\$ 313.62	\$ 69.36	\$ 22.20	\$ 222.06
Gillard, Carol A	53-08-17-101-005.000-008		1B	N	\$ 346,600	\$ -	\$ 346,600	\$ 1.5437	\$ 2.2845	\$ 5,350.46	\$ 8,137.67	\$ 871.89	\$ -	\$ 1,915.32	\$ 2,787.21	\$ 69.36	\$ 14.76	\$ 2,703.09
Thompson, Philip W & Deborah A	53-08-17-303-009.000-008	1599	1B	N	\$ 192,500	\$ 110,625	\$ 81,875	\$ 1.5437	\$ 2.2845	\$ 1,111.88	\$ 1,134.12	\$ -	\$ -	\$ 22.24	\$ 22.24	\$ 69.36	\$ 22.20	\$ (69.32)
Manges, James M & Lauren G	53-08-17-302-049.000-008	1599	1B	N	\$ 247,400	\$ 118,840	\$ 128,560	\$ 1.5437	\$ 2.2845	\$ 1,914.20	\$ 2,909.54	\$ 311.73	\$ -	\$ 683.60	\$ 995.34	\$ 69.36	\$ 22.20	\$ 903.78
Broukal, Lisa	53-08-17-302-003.000-008	1599	1B	N	\$ 191,100	\$ 96,135	\$ 94,965	\$ 1.5437	\$ 2.2845	\$ 1,414.00	\$ 2,242.75	\$ 240.30	\$ -	\$ 588.45	\$ 828.75	\$ 69.36	\$ 22.20	\$ 737.19
Sebastian, Richard W & Cosette	53-08-17-302-001.000-008	1599	1B	N	\$ 160,300	\$ 88,355	\$ 71,945	\$ 1.5437	\$ 2.2845	\$ 1,071.24	\$ 1,775.53	\$ 190.23	\$ -	\$ 514.06	\$ 704.29	\$ 69.36	\$ 22.20	\$ 612.73
Miller, Joseph Charles	53-08-17-302-010.000-008	1599	1B	N	\$ 217,700	\$ 108,445	\$ 109,255	\$ 1.5437	\$ 2.2845	\$ 1,626.76	\$ 2,556.09	\$ 273.87	\$ -	\$ 655.45	\$ 929.33	\$ 69.36	\$ 22.20	\$ 837.77
Colliver, Michael D & Angela R	53-08-17-302-006.000-008	1599	1B	N	\$ 202,600	\$ 100,160	\$ 102,440	\$ 1.5437	\$ 2.2845	\$ 1,525.30	\$ 2,379.61	\$ 254.96	\$ -	\$ 599.35	\$ 854.31	\$ 69.36	\$ 22.20	\$ 762.75
Behjou, Vally & Guity Ahmadi	53-08-17-302-036.000-008	1599	1B	N	\$ 178,500	\$ 94,725	\$ 83,775	\$ 1.5437	\$ 2.2845	\$ 1,247.36	\$ 2,067.48	\$ 221.52	\$ -	\$ 598.60	\$ 820.12	\$ 69.36	\$ 22.20	\$ 728.56
Moubray, Jo Ann & Moubray, Rex H	53-08-17-302-004.000-008	1599	1B	N	\$ 168,200	\$ 91,120	\$ 77,080	\$ 1.5437	\$ 2.2845	\$ 1,147.68	\$ 1,902.27	\$ 203.82	\$ -	\$ 550.77	\$ 754.59	\$ 69.36	\$ 22.20	\$ 663.03
Kirby, Samantha J	53-08-17-302-041.000-008	1599	1B	N	\$ 149,400	\$ 84,540	\$ 64,860	\$ 1.5437	\$ 2.2845	\$ 965.74	\$ 1,600.68	\$ 171.50	\$ -	\$ 463.44	\$ 634.94	\$ 69.36	\$ 22.20	\$ 543.38
Allen, Michael B & Burger, Melissa K Ferguson, Jolene Ann; Ferguson, Joanne Lea	53-08-17-302-047.000-008	1599	1B	N	\$ 197,800	\$ 101,480	\$ 96,320	\$ 1.5437	\$ 2.2845	\$ 1,434.16	\$ 2,319.24	\$ 248.48	\$ -	\$ 636.60	\$ 885.08	\$ 69.36	\$ 22.20	\$ 793.52
	53-08-17-302-014.000-008	1599	1B	N	\$ 159,400	\$ 88,040	\$ 71,360	\$ 1.5437	\$ 2.2845	\$ 1,062.52	\$ 1,761.09	\$ 188.68	\$ -	\$ 509.89	\$ 698.57	\$ 69.36	\$ 22.20	\$ 607.01
Moore, Bryan K	53-08-17-302-015.000-008	1599	1B	N	\$ 165,700	\$ 90,245	\$ 75,455	\$ 1.5437	\$ 2.2845	\$ 1,123.50	\$ 1,862.17	\$ 199.53	\$ -	\$ 539.14	\$ 738.67	\$ 69.36	\$ 22.20	\$ 647.11
Stodghill, Stephen W & Deah L	53-08-17-302-005.000-008	1599	1B	N	\$ 165,700	\$ 90,245	\$ 75,455	\$ 1.5437	\$ 2.2845	\$ 1,123.50	\$ 1,862.17	\$ 199.53	\$ -	\$ 539.14	\$ 738.67	\$ 69.36	\$ 22.20	\$ 647.11
Jones, Joy E Revocable Living Trust	53-08-17-302-050.000-008	1599	1B	N	\$ 178,600	\$ 94,760	\$ 83,840	\$ 1.5437	\$ 2.2845	\$ 1,248.36	\$ 2,069.10	\$ 221.69	\$ -	\$ 599.05	\$ 820.74	\$ 69.36	\$ 22.20	\$ 729.18
Stumpner, Lori R	53-08-18-103-003.314-008	1599	1B	N	\$ 215,500	\$ 107,675	\$ 107,825	\$ 1.5437	\$ 2.2845	\$ 1,605.48	\$ 2,529.90	\$ 271.06	\$ -	\$ 653.36	\$ 924.42	\$ 69.36	\$ 22.20	\$ 832.86
AMH 2015-1 Borrower, LLC	53-08-18-103-003.315-008	1599	1B	N	\$ 251,600	\$ -	\$ 251,600	\$ 1.5437	\$ 2.2845	\$ 3,883.96	\$ 5,907.21	\$ 632.91	\$ -	\$ 1,390.33	\$ 2,023.25	\$ 69.36	\$ 22.20	\$ 1,931.69
Meyer, Meghan	53-08-18-103-003.316-008	1599	1B	N	\$ 203,000	\$ 103,300	\$ 99,700	\$ 1.5437	\$ 2.2845	\$ 1,484.50	\$ 2,381.13	\$ 255.12	\$ 440.50	\$ 641.51	\$ 896.63	\$ 69.36	\$ 22.20	\$ 805.07
Quesenberry, Terry Wayne & Aissa J	53-08-18-103-003.317-008	1599	1B	N	\$ 253,400	\$ 120,940	\$ 132,460	\$ 1.5437	\$ 2.2845	\$ 1,972.28	\$ 2,980.94	\$ 319.38	\$ -	\$ 689.28	\$ 1,008.66	\$ 69.36	\$ 22.20	\$ 917.10
Sorensen, Clark C & Vicky A	53-08-18-103-003.318-008	1599	1B	N	\$ 207,700	\$ 101,945	\$ 105,755	\$ 1.5437	\$ 2.2845	\$ 1,574.64	\$ 2,440.31	\$ 261.47	\$ -	\$ 604.20	\$ 865.67	\$ 69.36	\$ 22.20	\$ 774.11
Mullen, Robert E	53-08-18-103-003.319-008	1599	1B	N	\$ 240,400	\$ 116,390	\$ 124,010	\$ 1.5437	\$ 2.2845	\$ 1,846.46	\$ 2,826.23	\$ 302.81	\$ -	\$ 676.96	\$ 979.77	\$ 69.36	\$ 22.20	\$ 888.21
Henning, Dustin Allan & Drake, Emily Guillermina	53-08-18-103-003.320-008	1599	1B	N	\$ 260,400	\$ 123,390	\$ 137,010	\$ 1.5437	\$ 2.2845	\$ 2,040.02	\$ 3,064.25	\$ 328.31	\$ -	\$ 695.92	\$ 1,024.23	\$ 69.36	\$ 22.20	\$ 932.67
Parks, William E	53-08-18-103-003.321-008	1599	1B	N	\$ 280,600	\$ 130,460	\$ 150,140	\$ 1.5437	\$ 2.2845	\$ 2,235.52	\$ 3,304.66	\$ 354.07	\$ -	\$ 715.06	\$ 1,069.14	\$ 69.36	\$ 22.20	\$ 977.58
Stevenson, Bradley; Webb, Sherry Lynn	53-08-18-103-003.322-008	1599	1B	N	\$ 266,000	\$ 125,350	\$ 140,650	\$ 1.5437	\$ 2.2845	\$ 2,094.22	\$ 3,130.90	\$ 335.45	\$ -	\$ 701.23	\$ 1,036.68	\$ 69.36	\$ 22.20	\$ 945.12
Hanlon, Sean M	53-08-20-105-003.000-008		1B	N	\$ 200,300	\$ 102,355	\$ 97,945	\$ 1.5437	\$ 2.2845	\$ 1,458.36	\$ 2,348.99	\$ 251.67	\$ -	\$ 638.96	\$ 890.63	\$ 69.36	\$ 22.20	\$ 799.07
Quigley, Terry A & Lisa C	53-08-20-105-001.000-008		1B	N	\$ 206,500	\$ 101,525	\$ 104,975	\$ 1.5437	\$ 2.2845	\$ 1,563.04	\$ 2,426.02	\$ 259.93	\$ -	\$ 603.05	\$ 862.98	\$ 69.36	\$ 37.08	\$ 756.54
Hahn, Joanna	53-08-20-105-008.000-008		1B	N	\$ 203,000	\$ 103,300	\$ 99,700	\$ 1.5437	\$ 2.2845	\$ 1,484.50	\$ 2,381.13	\$ 255.12	\$ -	\$ 641.51	\$ 896.63	\$ 69.36	\$ 37.08	\$ 790.19
Hudson, Phillip D & Vicki L	53-08-20-104-001.000-008		1B	N	\$ 182,000	\$ 92,950	\$ 89,050	\$ 1.5437	\$ 2.2845	\$ 1,325.92	\$ 2,134.45	\$ 228.69	\$ -	\$ 579.84	\$ 808.53	\$ 69.36	\$ 37.08	\$ 702.09
Strelets, Victor	53-08-20-106-021.000-008	2404	1B	N	\$ 237,700	\$ 112,340	\$ 125,360	\$ 1.5437	\$ 2.2845	\$ 1,866.72	\$ 2,801.44	\$ 300.15	\$ -	\$ 634.57	\$ 934.72	\$ 69.36	\$ 22.20	\$ 843.16
Whitehorse, Helen R	53-08-20-106-004.000-008		1B	N	\$ 205,500	\$ 101,175	\$ 104,325	\$ 1.5437	\$ 2.2845	\$ 1,553.36	\$ 2,414.12	\$ 258.66	\$ -	\$ 602.10	\$ 860.76	\$ 69.36	\$ 22.20	\$ 769.20
Root, Kathi L	53-08-20-106-043.000-008		1B	N	\$ 226,900	\$ 111,665	\$ 115,235	\$ 1.5437	\$ 2.2845	\$ 1,715.80	\$ 2,665.56	\$ 285.59	\$ -	\$ 664.17	\$ 949.76	\$ 69.36	\$ 22.20	\$ 858.20
Frey, John & Jayne	53-08-20-106-009.000-008		1B	N	\$ 274,900	\$ 128,465	\$ 146,435	\$ 1.5437	\$ 2.2845	\$ 2,180.36	\$ 3,236.81	\$ 346.80	\$ -	\$ 709.66	\$ 1,056.45	\$ 69.36	\$ 22.20	\$ 964.89
Jacobs, William J & Betty Elkins	53-08-20-106-030.000-008		1B	N	\$ 181,800	\$ 131,840	\$ 49,960	\$ 1.5437	\$ 2.2845	\$ 743.88	\$ 1,232.95	\$ 132.10	\$ -	\$ 356.98	\$ 489.07	\$ 69.36	\$ 22.20	\$ 397.51
Kirts, Rex W & Beth Ann	53-08-20-106-002.000-008	1779	1B	N	\$ 198,200	\$ 98,620	\$ 99,580	\$ 1.5437	\$ 2.2845	\$ 1,482.72	\$ 2,327.25	\$ 249.36	\$ -	\$ 595.18	\$ 844.53	\$ 69.36	\$ 22.20	\$ 752.97
Bingham, Rodney & Maritza	53-08-20-106-033.000-008		1B	N	\$ 178,600	\$ 94,760	\$ 83,840	\$ 1.5437	\$ 2.2845	\$ 1,248.36	\$ 2,069.10	\$ 221.69	\$ -	\$ 599.05	\$ 820.74	\$ 69.36	\$ 22.20	\$ 729.18
Tabor, Jonathan David & Kristina Ruth	53-08-20-106-006.000-008		1B	N	\$ 249,000	\$ 119,400	\$ 129,600	\$ 1.5437	\$ 2.2845	\$ 1,929.70	\$ 2,928.58	\$ 313.78	\$ -	\$ 685.10	\$ 998.88	\$ 69.36	\$ 22.20	\$ 907.32
Walsh, Alan J & Patricia A	53-08-20-106-015.000-008		1B	N	\$ 212,700	\$ 106,695	\$ 106,005	\$ 1.5437	\$ 2.2845	\$ 1,578.38	\$ 2,496.58	\$ 267.50	\$ -	\$ 650.70	\$ 918.20	\$ 69.36	\$ 22.20	\$ 826.64
Speicher, David M & Tracy B	53-08-20-106-029.000-008		1B	N	\$ 219,100	\$ 108,935	\$ 110,165	\$ 1.5437	\$ 2.2845	\$ 1,640.32	\$ 2,572.74	\$ 275.65	\$ -	\$ 656.77	\$ 932.42	\$ 69.36	\$ 22.20	\$ 840.86
Hazen, Douglas Gi & Marcella D	53-08-20-106-046.000-008		1B	N	\$ 242,600	\$ 117,160	\$ 125,440	\$ 1.5437	\$ 2.2845	\$ 1,867.76	\$ 2,852.42	\$ 305.62	\$ -	\$ 679.04	\$ 984.66	\$ 69.36	\$ 22.20	\$ 893.10
Hicks, Charles P & Myra O	53-08-20-106-019.000-008	1680	1B	N	\$ 227,500	\$ 111,875	\$ 115,625	\$ 1.5437	\$ 2.2845	\$ 1,721.60	\$ 2,672.71	\$ 286.36	\$ -	\$ 664.75	\$ 951.11	\$ 69.36	\$ 22.20	\$ 859.55
Schunk, David A & Abby	53-08-20-106-014.000-008		1B	N	\$ 222,800	\$ 110,230	\$ 112,570	\$ 1.5437	\$ 2.2845	\$ 1,676.12	\$ 2,616.77	\$ 280.36	\$ -	\$ 660.28	\$ 940.65	\$ 69.36	\$ 22.20	\$ 849.09
Blackwell, Shannon R & Ryan R	53-08-17-302-048.000-008	1599	1B	N	\$ 187,500	\$ 97,875	\$ 89,625	\$ 1.5437	\$ 2.2845	\$ 1,334.48	\$ 2,196.67	\$ 235.36	\$ -	\$ 626.83	\$ 862.19	\$ 69.36	\$ 22.20	\$ 770.63
Booney, Alfred S II & Uttoomporn	53-08-17-302-002.000-008	1599	1B	N	\$ 153,100	\$ 85,835	\$ 67,265	\$ 1.5437	\$ 2.2845	\$ 1,001.56	\$ 1,660.04	\$ 177.87	\$ -	\$ 480.61	\$ 658.48	\$ 69.36	\$ 22.20	\$ 566.92
Robinson, Jason Michael	53-08-17-302-016.000-008	1599	1B	N	\$ 191,600	\$ 96,310	\$ 95,290	\$ 1.5437	\$ 2.2845	\$ 1,418.84	\$ 2,248.70	\$ 240.94	\$ -	\$ 588.92	\$ 829.86	\$ 69.36	\$ 22.20	\$ 738.30
Wright, Joseph William	53-08-17-302-035.000-008	1599	1B	N	\$ 162,500	\$ -	\$ 162,500	\$ 1.5437	\$ 2.2845	\$ 2,508.52	\$ 3,815.27	\$ 408.78	\$ -	\$ 897.97	\$ 1,306.75	\$ 69.36	\$ 22.20	\$ 1,215.19
All, Casey Rose	53-08-17-302-053.000-008	1599	1B	N	\$ 158,400	\$ 87,690	\$ 70,710	\$ 1.5437	\$ 2.2845	\$ 1,052.84	\$ 1,745.04	\$ 186.96	\$ -	\$ 505.24	\$ 692.20	\$ 69.36	\$ 22.20	\$ 600.64

City of Bloomington

Area #1B: South-West Annexation Area - Tax Impacts Analysis



Note (1): This section shows the inc/(dec) in tax bills due to differences between township fire protection rates and the Monroe Fire Protection District fire rate

Owner Name	Parcel #	Waiver	Annexation Area	AG	2020 Pay 2021 Gross AV	2020 Pay 2021 Deductions /Exemptions	2020 Pay 2021 NAV	Pre-Annex 2020 Pay 2021 Prop Tax Rate	Post-Annex Prop Tax Rate	Pre-Annex Tax Bill	Post-Annex Tax Bill	Net Tax Bill Increase Due Solely to AV Growth (12% - Aggregate over 4 years)	Net Tax Bill Increase Due to Difference Between Fire Rates (1)	Net Tax Bill Increase Due to Annexation	Total Post-Annexation Net Tax Bill Increase	Benefit 1 Yearly Sewer Bill Savings (@ 4000 Gal/Month)	Benefit 2 Yearly Fire Protection (Water Surcharge) Savings	Post-Annex Tax Bill Inc/(Dec) Net of Benefits
Francke, Julia R	53-08-17-302-042.000-008	1599	1B	N	\$ 154,700	\$ 86,290	\$ 68,410	\$ 1.5437	\$ 2.2845	\$ 1,018.60	\$ 1,688.28	\$ 180.88	\$ -	\$ 488.80	\$ 669.68	\$ 69.36	\$ 22.20	\$ 578.12
Smith, Matthew Jared & Allison Elaine	53-08-17-402-006.000-008		1B	N	\$ 127,300	\$ 76,770	\$ 50,530	\$ 1.5437	\$ 2.2845	\$ 752.36	\$ 1,247.04	\$ 133.62	\$ -	\$ 361.06	\$ 494.68	\$ -	\$ -	\$ 494.68
Raper, Bret & Angela F Parker	53-08-20-106-018.000-008		1B	N	\$ 228,700	\$ 112,295	\$ 116,405	\$ 1.5437	\$ 2.2845	\$ 1,733.22	\$ 2,687.00	\$ 287.90	\$ -	\$ 665.88	\$ 953.78	\$ 69.36	\$ 22.20	\$ 862.22
Brown, Brian K & Leah B	53-08-20-106-025.000-008		1B	N	\$ 229,400	\$ 112,365	\$ 117,035	\$ 1.5437	\$ 2.2845	\$ 1,742.60	\$ 2,689.91	\$ 288.20	\$ -	\$ 659.10	\$ 947.31	\$ 69.36	\$ 22.20	\$ 855.75
Mutchler, David C & Sandra J	53-08-20-106-020.000-008		1B	N	\$ 187,800	\$ -	\$ 187,800	\$ 1.5437	\$ 2.2845	\$ 2,899.08	\$ 4,409.27	\$ 472.42	\$ -	\$ 1,037.77	\$ 1,510.19	\$ 69.36	\$ 22.20	\$ 1,418.63
Newlin, John S & Martha J	53-08-17-407-006.000-008	1094	1B	N	\$ 50,700	\$ 50,700	\$ -	\$ 1.5437	\$ 2.2845	\$ -	\$ -	\$ -	\$ -	\$ -	\$ -	\$ 69.36	\$ 14.76	\$ (84.12)
Green, Lawrence A & Dillon, Mary L	53-08-17-400-006.000-008		1B	N	\$ 223,500	\$ 109,985	\$ 113,515	\$ 1.5437	\$ 2.2845	\$ 1,690.20	\$ 2,609.96	\$ 279.64	\$ -	\$ 640.11	\$ 919.76	\$ 69.36	\$ 14.76	\$ 835.64
Webb, Leslie Dale & Elsie Marie Revocable Trusts	53-08-17-102-001.000-008		1B	N	\$ 204,500	\$ 96,510	\$ 107,990	\$ 1.5437	\$ 2.2845	\$ 1,617.72	\$ 2,611.49	\$ 279.81	\$ -	\$ 713.96	\$ 993.77	\$ 69.36	\$ 22.20	\$ 902.21
Dunatchik, David D & Jane W Rev Trust	53-08-17-400-009.000-008	2377	1B	N	\$ 230,000	\$ 108,875	\$ 121,125	\$ 1.5437	\$ 2.2845	\$ 1,804.88	\$ 2,739.91	\$ 293.56	\$ -	\$ 641.47	\$ 935.03	\$ 69.36	\$ 14.76	\$ 850.91
Hellmich, Paul J	53-08-17-400-012.000-008		1B	N	\$ 323,600	\$ 145,160	\$ 178,440	\$ 1.5437	\$ 2.2845	\$ 2,656.92	\$ 3,805.58	\$ 407.74	\$ -	\$ 740.92	\$ 1,148.66	\$ 69.36	\$ 37.08	\$ 1,042.22
Stone, William Lewis & Emily J	53-08-17-407-023.000-008		1B	N	\$ 127,700	\$ 98,905	\$ 28,795	\$ 1.5437	\$ 2.2845	\$ 428.76	\$ 710.63	\$ 76.13	\$ -	\$ 205.74	\$ 281.87	\$ 69.36	\$ 14.76	\$ 197.75
Wesemann, Beverly A & Stogsdill, Tara D & Wesemann, Tad L & Wesemann, Tod S	53-08-17-100-009.000-008		1B	N	\$ 129,300	\$ 3,000	\$ 126,300	\$ 1.5437	\$ 2.2845	\$ 1,949.68	\$ 3,032.54	\$ 324.92	\$ -	\$ 757.95	\$ 1,082.86	\$ 69.36	\$ 22.20	\$ 991.30
Yeskie, Douglas R	53-08-17-407-012.000-008		1B	N	\$ 125,200	\$ 73,070	\$ 52,130	\$ 1.5437	\$ 2.2845	\$ 776.20	\$ 1,286.53	\$ 137.85	\$ -	\$ 372.48	\$ 510.33	\$ 69.36	\$ 14.76	\$ 426.21
Roberson, Joshua L	53-08-17-100-003.000-008		1B	N	\$ 138,900	\$ 80,865	\$ 58,035	\$ 1.5437	\$ 2.2845	\$ 864.12	\$ 1,432.24	\$ 153.45	\$ -	\$ 414.67	\$ 568.12	\$ 69.36	\$ 22.20	\$ 476.56
Miller, Gregory Rex & Connie K Shaker	53-08-17-402-008.000-008		1B	N	\$ 98,700	\$ 66,795	\$ 31,905	\$ 1.5437	\$ 2.2845	\$ 475.06	\$ 787.40	\$ 84.37	\$ -	\$ 227.97	\$ 312.34	\$ 69.36	\$ 22.20	\$ 220.78
Rogers & Country Club Inc	53-08-17-100-038.000-008		1B	N	\$ 524,500	\$ -	\$ 524,500	\$ 1.5437	\$ 2.2845	\$ 8,096.72	\$ 13,420.01	\$ 1,437.86	\$ -	\$ 3,885.43	\$ 5,323.29	\$ -	\$ -	\$ 5,323.29
Mitchell, Monica L	53-08-17-110-003.000-008		1B	N	\$ 89,300	\$ -	\$ 89,300	\$ 1.5437	\$ 2.2845	\$ 1,378.52	\$ 2,096.64	\$ 224.64	\$ -	\$ 493.48	\$ 718.12	\$ 69.36	\$ 14.76	\$ 634.00
Dennis, Melody L & Sam A	53-08-17-102-034.000-008		1B	N	\$ 150,500	\$ 81,925	\$ 68,575	\$ 1.5437	\$ 2.2845	\$ 1,021.04	\$ 1,692.36	\$ 181.32	\$ -	\$ 489.99	\$ 671.32	\$ 69.36	\$ 22.20	\$ 579.76
Sturgis, Lucille Fern	53-08-17-110-002.000-008		1B	N	\$ 135,400	\$ 79,640	\$ 55,760	\$ 1.5437	\$ 2.2845	\$ 830.24	\$ 1,376.10	\$ 147.44	\$ -	\$ 398.43	\$ 545.86	\$ 69.36	\$ 22.20	\$ 454.30
Prince, Kelly J	53-08-17-407-022.000-008	1370	1B	N	\$ 109,100	\$ 67,435	\$ 41,665	\$ 1.5437	\$ 2.2845	\$ 620.36	\$ 1,028.25	\$ 110.17	\$ -	\$ 297.72	\$ 407.89	\$ 69.36	\$ 14.76	\$ 323.77
Morrow, William T	53-08-17-100-007.000-008		1B	N	\$ 190,400	\$ 98,715	\$ 91,685	\$ 1.5437	\$ 2.2845	\$ 1,365.16	\$ 2,225.76	\$ 238.47	\$ -	\$ 622.13	\$ 860.60	\$ 69.36	\$ 14.76	\$ 776.48
Andronikos, Alexis & Eilyn Nicole Barham-Pruitt	53-08-17-102-028.000-008	1183	1B	N	\$ 133,100	\$ 75,730	\$ 57,370	\$ 1.5437	\$ 2.2845	\$ 854.38	\$ 1,416.10	\$ 151.72	\$ -	\$ 410.00	\$ 561.72	\$ 69.36	\$ 14.76	\$ 477.60
Willis, Cristina L	53-08-17-103-005.000-008		1B	N	\$ 169,100	\$ 91,435	\$ 77,665	\$ 1.5437	\$ 2.2845	\$ 1,156.40	\$ 1,916.70	\$ 205.37	\$ -	\$ 554.94	\$ 760.30	\$ 69.36	\$ 22.20	\$ 668.74
Hawley, Brad & Hawley, James	53-08-17-100-034.000-008		1B	N	\$ 121,900	\$ 74,915	\$ 46,985	\$ 1.5437	\$ 2.2845	\$ 699.60	\$ 1,159.54	\$ 124.23	\$ -	\$ 335.71	\$ 459.94	\$ 69.36	\$ 22.20	\$ 368.38
Burris, Barbara D Trust	53-08-17-101-004.000-008		1B	N	\$ 193,100	\$ -	\$ 193,100	\$ 1.5437	\$ 2.2845	\$ 2,980.88	\$ 4,533.71	\$ 485.75	\$ -	\$ 1,067.08	\$ 1,552.83	\$ -	\$ -	\$ 1,552.83
Talbert, Phyllis L Living Trust & Talbert, Max E Living Trust	53-01-42-152-000.000-008		1B	N	\$ 188,100	\$ -	\$ 188,100	\$ 1.5437	\$ 2.2845	\$ 2,903.70	\$ 4,418.00	\$ 473.36	\$ -	\$ 1,040.95	\$ 1,514.30	\$ -	\$ -	\$ 1,514.30
Hammond, James D & Carol J	53-01-42-153-000.000-008		1B	N	\$ 301,300	\$ 137,705	\$ 163,595	\$ 1.5437	\$ 2.2845	\$ 2,435.88	\$ 3,551.00	\$ 380.46	\$ -	\$ 734.66	\$ 1,115.12	\$ 69.36	\$ 14.76	\$ 1,031.00
Bifulco, Derek	53-08-18-103-003.324-008	1599	1B	N	\$ 302,500	\$ 138,125	\$ 164,375	\$ 1.5437	\$ 2.2845	\$ 2,447.48	\$ 3,565.29	\$ 382.00	\$ -	\$ 735.81	\$ 1,117.81	\$ 69.36	\$ 22.20	\$ 1,026.25
Wisley, Timothy D & Laura A	53-08-18-103-003.325-008	1599	1B	N	\$ 293,600	\$ 135,010	\$ 158,590	\$ 1.5437	\$ 2.2845	\$ 2,361.34	\$ 3,459.37	\$ 370.65	\$ -	\$ 727.38	\$ 1,098.03	\$ -	\$ -	\$ 1,098.03
Khanna, Rekha & Harjit Chaudhary	53-08-18-103-003.326-008	1599	1B	N	\$ 308,000	\$ 140,050	\$ 167,950	\$ 1.5437	\$ 2.2845	\$ 2,500.72	\$ 3,630.74	\$ 389.01	\$ -	\$ 741.02	\$ 1,130.02	\$ 69.36	\$ 22.20	\$ 1,038.46
Robertson, Clint & Brenda	53-08-18-103-003.327-008	1599	1B	N	\$ 225,000	\$ 111,000	\$ 114,000	\$ 1.5437	\$ 2.2845	\$ 1,697.42	\$ 2,642.96	\$ 283.17	\$ -	\$ 662.36	\$ 945.54	\$ 69.36	\$ 22.20	\$ 853.98
Haley, Carmalita M	53-08-18-103-003.328-008	1599	1B	N	\$ 246,900	\$ 118,665	\$ 128,235	\$ 1.5437	\$ 2.2845	\$ 1,909.36	\$ 2,903.59	\$ 311.09	\$ -	\$ 683.13	\$ 994.23	\$ 69.36	\$ 22.20	\$ 902.67
Stewart, William & Iris	53-08-18-103-003.329-008	1599	1B	N	\$ 249,000	\$ 119,400	\$ 129,600	\$ 1.5437	\$ 2.2845	\$ 1,929.70	\$ 2,928.58	\$ 313.78	\$ -	\$ 685.10	\$ 998.88	\$ 69.36	\$ 22.20	\$ 907.32
Jeffers, Matthew D & Annette	53-08-18-103-003.330-008	1599	1B	N	\$ 268,800	\$ 151,290	\$ 117,510	\$ 1.5437	\$ 2.2845	\$ 1,749.68	\$ 2,900.03	\$ 310.71	\$ -	\$ 839.64	\$ 1,150.35	\$ 69.36	\$ 22.20	\$ 1,058.79
Shah, Ashish & Deepa	53-08-18-103-003.331-008	1599	1B	N	\$ 284,500	\$ 131,825	\$ 152,675	\$ 1.5437	\$ 2.2845	\$ 2,273.28	\$ 3,351.07	\$ 359.04	\$ -	\$ 718.75	\$ 1,077.79	\$ 69.36	\$ 22.20	\$ 986.23
Hallstein, Roy M & Kathleen A Revocable Trust	53-08-18-103-003.332-008	1599	1B	N	\$ 254,800	\$ -	\$ 254,800	\$ 1.5437	\$ 2.2845	\$ 3,933.36	\$ 5,982.34	\$ 640.96	\$ -	\$ 1,408.01	\$ 2,048.98	\$ 69.36	\$ 22.20	\$ 1,957.42
Eggleston, Samuel F	53-08-17-301-093.333-008	1599	1B	N	\$ 279,800	\$ 130,180	\$ 149,620	\$ 1.5437	\$ 2.2845	\$ 2,227.78	\$ 3,295.13	\$ 353.04	\$ -	\$ 714.30	\$ 1,067.35	\$ 69.36	\$ 22.20	\$ 975.79
Khanna, Rajesh K & Ruchika	53-08-17-301-093.334-008	1599	1B	N	\$ 255,200	\$ 121,570	\$ 133,630	\$ 1.5437	\$ 2.2845	\$ 1,989.70	\$ 3,002.38	\$ 321.69	\$ -	\$ 690.99	\$ 1,012.68	\$ 69.36	\$ 22.20	\$ 921.12
Jackson, Kerri	53-08-17-301-093.335-008	1599	1B	N	\$ 215,200	\$ 107,570	\$ 107,630	\$ 1.5437	\$ 2.2845	\$ 1,602.56	\$ 2,526.33	\$ 270.69	\$ -	\$ 653.09	\$ 923.77	\$ 69.36	\$ 22.20	\$ 832.21
Sagerman, Denton G & Clancy, Kelly A	53-08-17-301-093.336-008	1599	1B	N	\$ 215,400	\$ 107,640	\$ 107,760	\$ 1.5437	\$ 2.2845	\$ 1,604.50	\$ 2,528.70	\$ 270.93	\$ -	\$ 653.27	\$ 924.20	\$ 69.36	\$ 22.20	\$ 832.64
McMurray, Thomas J & Courtney N	53-08-17-301-093.337-008	1599	1B	N	\$ 282,100	\$ 130,985	\$ 151,115	\$ 1.5437	\$ 2.2845	\$ 2,250.04	\$ 3,322.51	\$ 355.99	\$ -	\$ 716.48	\$ 1,072.47	\$ 69.36	\$ 22.20	\$ 980.91
Pedzinski, Jacob R; Line, Sarah M	53-08-17-301-093.338-008	1599	1B	N	\$ 189,600	\$ 98,610	\$ 90,990	\$ 1.5437	\$ 2.2845	\$ 1,354.80	\$ 2,221.66	\$ 238.04	\$ -	\$ 628.82	\$ 866.86	\$ 69.36	\$ 22.20	\$ 775.30
Waite, Craig A & Sarah A	53-08-17-301-093.339-008	1599	1B	N	\$ 227,200	\$ 111,770	\$ 115,430	\$ 1.5437	\$ 2.2845	\$ 1,718.72	\$ 2,669.15	\$ 285.99	\$ -	\$ 664.44	\$ 950.43	\$ 69.36	\$ 22.20	\$ 858.87
Kieffaber, Gary L	53-08-20-400-075.000-008		1B	N	\$ 87,800	\$ -	\$ 87,800	\$ 1.5437	\$ 2.2845	\$ 1,355.36	\$ 2,061.42	\$ 220.87	\$ -	\$ 485.19	\$ 706.06	\$ 69.36	\$ 14.76	\$ 621.94
Kieffaber, Gary L	53-08-20-400-081.000-008		1B	N	\$ 21,600	\$ -	\$ 21,600	\$ 1.5437	\$ 2.2845	\$ 333.44	\$ 552.66	\$ 59.21	\$ -	\$ 160.01	\$ 219.22	\$ -	\$ -	\$ 219.22

City of Bloomington

Area #1B: South-West Annexation Area - Tax Impacts Analysis

Note (1): This section shoes the inc/(dec) in tax bills due to differences between township fire protection rates and the Monroe Fire Protection District fire rate

Owner Name	Parcel #	Waiver	Annexation Area	AG	2020 Pay 2021 Gross AV	2020 Pay 2021 Deductions /Exemptions	2020 Pay 2021 NAV	Pre-Annex 2020 Pay 2021 Prop Tax Rate	Post-Annex Prop Tax Rate	Pre-Annex Tax Bill	Post-Annex Tax Bill	Net Tax Bill Increase Due Solely to AV Growth (12% - Aggregate over 4 years)	Net Tax Bill Increase Due to Difference Between Fire Rates (1)	Net Tax Bill Increase Due to Annexation	Total Post-Annexation Net Tax Bill Increase	Benefit 1 Yearly Sewer Bill Savings (@ 4000 Gal/Month)	Benefit 2 Yearly Fire Protection (Water Surcharge) Savings	Post-Annex Tax Bill Inc/(Dec) Net of Benefits
Kieffaber, Gary L	53-08-20-400-055.000-008		1B	N	\$ 127,100	\$ 73,735	\$ 53,365	\$ 1.5437	\$ 2.2845	\$ 794.60	\$ 1,317.00	\$ 141.11	\$ -	\$ 381.29	\$ 522.40	\$ 69.36	\$ 22.20	\$ 430.84
Kieffaber, Gary L	53-08-20-400-079.000-008		1B	N	\$ 600	\$ -	\$ 600	\$ 1.5437	\$ 2.2845	\$ 9.26	\$ 15.35	\$ 1.64	\$ -	\$ 4.45	\$ 6.09	\$ -	\$ -	\$ 6.09
Buckley, Wendy	53-08-17-302-043.000-008	1599	1B	N	\$ 162,100	\$ 88,810	\$ 73,290	\$ 1.5437	\$ 2.2845	\$ 1,091.26	\$ 1,808.73	\$ 193.80	\$ -	\$ 523.67	\$ 717.47	\$ 69.36	\$ 22.20	\$ 625.91
Roach, Marcia A	53-08-17-302-017.000-008	1599	1B	N	\$ 191,200	\$ 99,170	\$ 92,030	\$ 1.5437	\$ 2.2845	\$ 1,370.28	\$ 2,240.71	\$ 240.08	\$ -	\$ 630.34	\$ 870.43	\$ 69.36	\$ 22.20	\$ 778.87
Nawabi, Fawzia	53-08-17-302-011.000-008	1599	1B	N	\$ 205,800	\$ 104,105	\$ 101,695	\$ 1.5437	\$ 2.2845	\$ 1,514.20	\$ 2,409.04	\$ 258.10	\$ -	\$ 636.73	\$ 894.84	\$ 69.36	\$ 22.20	\$ 803.28
Brinton, Donna	53-08-17-302-007.000-008	1599	1B	N	\$ 165,100	\$ 90,035	\$ 75,065	\$ 1.5437	\$ 2.2845	\$ 1,117.68	\$ 1,852.53	\$ 198.49	\$ -	\$ 536.36	\$ 734.85	\$ 69.36	\$ 22.20	\$ 643.29
Johnson, Robert S & Lila D	53-08-17-302-060.000-008	1599	1B	N	\$ 181,800	\$ 95,880	\$ 85,920	\$ 1.5437	\$ 2.2845	\$ 1,279.32	\$ 2,120.41	\$ 227.18	\$ -	\$ 613.92	\$ 841.09	\$ 69.36	\$ 22.20	\$ 749.53
Draughn, Corey N & Rachel I C	53-08-17-302-012.000-008	1599	1B	N	\$ 197,500	\$ 101,375	\$ 96,125	\$ 1.5437	\$ 2.2845	\$ 1,431.26	\$ 2,315.68	\$ 248.11	\$ -	\$ 636.31	\$ 884.42	\$ 69.36	\$ 22.20	\$ 792.86
Appleget, Michael L & Janet L	53-08-17-302-037.000-008	1599	1B	N	\$ 174,700	\$ 132,355	\$ 42,345	\$ 1.5437	\$ 2.2845	\$ 630.50	\$ 1,045.02	\$ 111.96	\$ -	\$ 302.56	\$ 414.52	\$ 69.36	\$ 22.20	\$ 322.96
Nguyen, Khanh & Hong	53-08-17-302-026.000-008	1599	1B	N	\$ 188,300	\$ 97,455	\$ 90,845	\$ 1.5437	\$ 2.2845	\$ 1,352.64	\$ 2,184.53	\$ 234.05	\$ -	\$ 597.84	\$ 831.89	\$ 69.36	\$ 22.20	\$ 740.33
Pieroni, Blake John	53-08-17-302-040.000-008	1599	1B	N	\$ 216,600	\$ 108,060	\$ 108,540	\$ 1.5437	\$ 2.2845	\$ 1,616.12	\$ 2,542.99	\$ 272.47	\$ -	\$ 654.40	\$ 926.87	\$ 69.36	\$ 22.20	\$ 835.31
Morrison, Travis S	53-08-17-302-055.000-008	1599	1B	N	\$ 189,400	\$ 98,540	\$ 90,860	\$ 1.5437	\$ 2.2845	\$ 1,352.88	\$ 2,219.27	\$ 237.78	\$ -	\$ 628.62	\$ 866.39	\$ 69.36	\$ 22.20	\$ 774.83
Jacobsen, Chayton Walker; Jacobsen, Keith Andre & Lorie Allison	53-08-17-302-052.000-008	1599	1B	N	\$ 182,100	\$ 147,320	\$ 34,780	\$ 1.5437	\$ 2.2845	\$ 517.86	\$ 858.34	\$ 91.97	\$ -	\$ 248.51	\$ 340.48	\$ 69.36	\$ 22.20	\$ 248.92
Ryan, Courtney A; Davis, Zachary R	53-08-17-302-029.000-008	1599	1B	N	\$ 222,100	\$ 109,985	\$ 112,115	\$ 1.5437	\$ 2.2845	\$ 1,669.36	\$ 2,608.45	\$ 279.48	\$ -	\$ 659.61	\$ 939.09	\$ 69.36	\$ 22.20	\$ 847.53
White, Thomas D	53-08-17-302-030.000-008	1599	1B	N	\$ 171,600	\$ 92,310	\$ 79,290	\$ 1.5437	\$ 2.2845	\$ 1,180.60	\$ 1,956.81	\$ 209.66	\$ -	\$ 566.55	\$ 776.21	\$ 69.36	\$ 22.20	\$ 684.65
Parkinson, Wayne & Carol F	53-08-17-302-051.000-008	1599	1B	N	\$ 175,500	\$ 93,675	\$ 81,825	\$ 1.5437	\$ 2.2845	\$ 1,218.34	\$ 2,019.36	\$ 216.36	\$ -	\$ 584.66	\$ 801.02	\$ 69.36	\$ 22.20	\$ 709.46
Bosley, Brian C	53-08-17-302-008.000-008	1599	1B	N	\$ 181,700	\$ 120,805	\$ 60,895	\$ 1.5437	\$ 2.2845	\$ 906.72	\$ 1,502.83	\$ 161.01	\$ -	\$ 435.10	\$ 596.11	\$ 69.36	\$ 22.20	\$ 504.55
Lortz, Lindsey A	53-08-17-302-024.000-008	1599	1B	N	\$ 163,800	\$ 89,580	\$ 74,220	\$ 1.5437	\$ 2.2845	\$ 1,105.10	\$ 1,831.66	\$ 196.24	\$ -	\$ 530.32	\$ 726.56	\$ 69.36	\$ 22.20	\$ 635.00
Duzan, Jane	53-08-17-302-023.000-008	1599	1B	N	\$ 162,700	\$ 89,195	\$ 73,505	\$ 1.5437	\$ 2.2845	\$ 1,094.46	\$ 1,814.03	\$ 194.37	\$ -	\$ 525.20	\$ 719.57	\$ 69.36	\$ 22.20	\$ 628.01
Rigali, Sharleene Adrianna	53-08-17-302-038.000-008	1599	1B	N	\$ 187,200	\$ 97,770	\$ 89,430	\$ 1.5437	\$ 2.2845	\$ 1,331.58	\$ 2,193.10	\$ 234.98	\$ -	\$ 626.54	\$ 861.52	\$ 69.36	\$ 22.20	\$ 769.96
True Ventures LLC	53-08-17-302-039.000-008	1599	1B	N	\$ 218,900	\$ -	\$ 218,900	\$ 1.5437	\$ 2.2845	\$ 3,379.16	\$ 5,139.46	\$ 550.66	\$ -	\$ 1,209.64	\$ 1,760.30	\$ 69.36	\$ 22.20	\$ 1,668.74
Leopold, Mary A	53-08-17-301-093.340-008	1599	1B	N	\$ 191,400	\$ 99,240	\$ 92,160	\$ 1.5437	\$ 2.2845	\$ 1,372.22	\$ 2,243.08	\$ 240.33	\$ -	\$ 630.53	\$ 870.86	\$ 69.36	\$ 22.20	\$ 779.30
Dejongh, Antony Mikel	53-08-17-301-093.341-008	1599	1B	N	\$ 266,400	\$ 125,490	\$ 140,910	\$ 1.5437	\$ 2.2845	\$ 2,098.10	\$ 3,135.66	\$ 335.96	\$ -	\$ 701.60	\$ 1,037.56	\$ 69.36	\$ 22.20	\$ 946.00
Gibson, Samuel M & Sara M	53-08-17-301-093.342-008	1599	1B	N	\$ 236,800	\$ 115,130	\$ 121,670	\$ 1.5437	\$ 2.2845	\$ 1,811.62	\$ 2,783.38	\$ 298.21	\$ -	\$ 673.55	\$ 971.76	\$ 69.36	\$ 22.20	\$ 880.20
Patel, Pratik & Hiteksha	53-08-17-301-093.343-008	1599	1B	N	\$ 223,700	\$ 110,370	\$ 113,330	\$ 1.5437	\$ 2.2845	\$ 1,687.44	\$ 2,622.08	\$ 280.94	\$ -	\$ 653.70	\$ 934.64	\$ 69.36	\$ 22.20	\$ 843.08
Langley, Glen J & Denise A	53-08-17-407-033.000-008	1217	1B	N	\$ 127,600	\$ -	\$ 127,600	\$ 1.5437	\$ 2.2845	\$ 1,969.76	\$ 2,995.86	\$ 320.99	\$ -	\$ 705.12	\$ 1,026.10	\$ 69.36	\$ 22.20	\$ 934.54
Berta, Nicholas Alan & Schroeder, Sylvia	53-08-17-407-042.000-008	1277	1B	N	\$ 186,200	\$ 97,420	\$ 88,780	\$ 1.5437	\$ 2.2845	\$ 1,321.90	\$ 2,181.20	\$ 233.71	\$ -	\$ 625.60	\$ 859.30	\$ 69.36	\$ 22.20	\$ 767.74
Hoeksema Properties LLC	53-08-17-100-018.000-008	1014	1B	N	\$ 101,400	\$ 81,740	\$ 19,660	\$ 1.5437	\$ 2.2845	\$ 213.88	\$ 218.16	\$ -	\$ -	\$ 4.28	\$ 4.28	\$ 69.36	\$ 14.76	\$ (79.84)
Sympton, Kyle	53-08-17-302-061.000-008	1599	1B	N	\$ 179,000	\$ 91,900	\$ 87,100	\$ 1.5437	\$ 2.2845	\$ 1,296.88	\$ 2,098.74	\$ 224.87	\$ -	\$ 577.00	\$ 801.86	\$ -	\$ -	\$ 801.86
Kaul, Shivi & Alok	53-08-17-302-013.000-008	1599	1B	N	\$ 195,900	\$ 100,815	\$ 95,085	\$ 1.5437	\$ 2.2845	\$ 1,415.78	\$ 2,296.63	\$ 246.06	\$ -	\$ 634.79	\$ 880.85	\$ 69.36	\$ 22.20	\$ 789.29
Branam, Debra J	53-08-17-302-054.000-008	1599	1B	N	\$ 187,700	\$ 94,945	\$ 92,755	\$ 1.5437	\$ 2.2845	\$ 1,381.08	\$ 2,202.29	\$ 235.97	\$ -	\$ 585.24	\$ 821.21	\$ 69.36	\$ 22.20	\$ 729.65
Myers, Caroline R Hillen; Boruff, Lori Anne Hillen; Hillen, Alison J	53-08-17-407-040.000-008		1B	N	\$ 110,700	\$ -	\$ 110,700	\$ 1.5437	\$ 2.2845	\$ 1,708.88	\$ 2,599.08	\$ 278.47	\$ -	\$ 611.72	\$ 890.20	\$ 69.36	\$ 14.76	\$ 806.08
Haley, Patricia J Revocable Trust	53-08-17-100-010.000-008	1758	1B	N	\$ 154,800	\$ -	\$ 154,800	\$ 1.5437	\$ 2.2845	\$ 2,389.64	\$ 3,634.48	\$ 389.41	\$ -	\$ 855.43	\$ 1,244.84	\$ 69.36	\$ 22.20	\$ 1,153.28
Haley, Patricia J Revocable Trust	53-01-41-358-000.000-008		1B	N	\$ 21,400	\$ -	\$ 21,400	\$ 1.5437	\$ 2.2845	\$ 330.36	\$ 547.55	\$ 58.67	\$ -	\$ 188.52	\$ 217.19	\$ -	\$ -	\$ 217.19
Haley, Patricia J Revocable Trust	53-08-16-200-027.000-008		1B	N	\$ 2,100	\$ -	\$ 2,100	\$ 1.5437	\$ 2.2845	\$ 32.42	\$ 53.73	\$ 5.76	\$ -	\$ 15.55	\$ 21.31	\$ -	\$ -	\$ 21.31
Haley, Patricia J Revocable Trust w/l/e	53-01-41-360-000.000-008		1B	N	\$ 242,900	\$ -	\$ 242,900	\$ 1.5437	\$ 2.2845	\$ 3,749.64	\$ 5,766.38	\$ 617.83	\$ -	\$ 1,398.92	\$ 2,016.74	\$ 69.36	\$ 22.20	\$ 1,925.18
Haley, Patricia J Revocable Trust w/l/e	53-08-16-200-053.000-008		1B	N	\$ 6,500	\$ -	\$ 6,500	\$ 1.5437	\$ 2.2845	\$ 100.34	\$ 166.31	\$ 17.82	\$ -	\$ 48.15	\$ 65.97	\$ -	\$ -	\$ 65.97
Haley, Patricia J Revocable Trust w/l/e	53-01-41-362-000.000-008		1B	N	\$ 17,500	\$ -	\$ 17,500	\$ 1.5437	\$ 2.2845	\$ 270.16	\$ 447.76	\$ 47.97	\$ -	\$ 129.63	\$ 177.60	\$ -	\$ -	\$ 177.60
Haley, Patricia J Revocable Trust w/l/e	53-08-16-200-021.000-008		1B	N	\$ 2,500	\$ -	\$ 2,500	\$ 1.5437	\$ 2.2845	\$ 38.60	\$ 63.97	\$ 6.85	\$ -	\$ 18.51	\$ 25.37	\$ -	\$ -	\$ 25.37
Haley, Patricia J Revocable Trust	53-01-41-363-000.000-008		1B	N	\$ 35,000	\$ -	\$ 35,000	\$ 1.5437	\$ 2.2845	\$ 540.30	\$ 895.52	\$ 95.95	\$ -	\$ 259.27	\$ 355.22	\$ -	\$ -	\$ 355.22
Paquette, Tina M	53-08-19-200-047.000-008		1B	N	\$ 115,400	\$ 72,640	\$ 42,760	\$ 1.5437	\$ 2.2845	\$ 636.68	\$ 1,055.26	\$ 113.06	\$ -	\$ 305.52	\$ 418.58	\$ -	\$ -	\$ 418.58
City of Bloomington, Indiana, Board of Park Commissioners	53-08-17-400-029.000-008		1B	N	\$ -	\$ -	\$ -	\$ 1.5437	\$ 2.2845	\$ -	\$ -	\$ -	\$ -	\$ -	\$ -	\$ -	\$ -	\$ -
Drake, Steven M	53-08-17-102-039.000-008		1B	N	\$ 142,400	\$ 78,915	\$ 63,485	\$ 1.5437	\$ 2.2845	\$ 945.54	\$ 1,567.19	\$ 167.91	\$ -	\$ 453.74	\$ 621.65	\$ 69.36	\$ 14.76	\$ 537.53
Denson, Gary L & Terri L	53-08-17-110-009.000-008	1930	1B	N	\$ 171,500	\$ 87,410	\$ 84,090	\$ 1.5437	\$ 2.2845	\$ 1,258.04	\$ 2,085.16	\$ 223.41	\$ -	\$ 603.70	\$ 827.12	\$ 69.36	\$ 14.76	\$ 743.00
Tuck & Roll Properties LLC	53-01-43-311-000.000-008		1B	N	\$ 213,300	\$ -	\$ 213,300	\$ 1.5437	\$ 2.2845	\$ 3,292.72	\$ 5,009.66	\$ 536.75	\$ -	\$ 1,180.19	\$ 1,716.94	\$ -	\$ -	\$ 1,716.94
Public Service Company Of Indiana, Inc.	53-08-20-100-010.000-008		1B	N	\$ 30,000	\$ -	\$ 30,000	\$ 1.5437	\$ 2.2845	\$ 463.12	\$ 767.59	\$ 82.24	\$ -	\$ 222.23	\$ 304.47	\$ -	\$ -	\$ 304.47

City of Bloomington

Area #1B: South-West Annexation Area - Tax Impacts Analysis

Note (1): This section shoes the inc/(dec) in tax bills due to differences between township fire protection rates and the Monroe Fire Protection District fire rate

Owner Name	Parcel #	Waiver	Annexation Area	AG	2020 Pay 2021 Gross AV	2020 Pay 2021 Deductions /Exemptions	2020 Pay 2021 NAV	Pre-Annex 2020 Pay 2021 Prop Tax Rate	Post-Annex Prop Tax Rate	Pre-Annex Tax Bill	Post-Annex Tax Bill	Net Tax Bill Increase Due Solely to AV Growth (12% - Aggregate over 4 years)	Net Tax Bill Increase Due to Difference Between Fire Rates (1)	Net Tax Bill Increase Due to Annexation	Total Post-Annexation Net Tax Bill Increase	Benefit 1 Yearly Sewer Bill Savings (@ 4000 Gal/Month)	Benefit 2 Yearly Fire Protection (Water Surcharge) Savings	Post-Annex Tax Bill Inc/(Dec) Net of Benefits
Miller, Joshua	53-08-17-204-006.000-008		1B	N	\$ 134,900	\$ 76,465	\$ 58,435	\$ 1.5437	\$ 2.2845	\$ 870.08	\$ 1,442.11	\$ 154.51	\$ -	\$ 417.52	\$ 572.03	\$ 69.36	\$ 14.76	\$ 487.91
Carrasco, Raul & Rita	53-08-17-102-075.000-008	1258	1B	N	\$ 143,100	\$ 82,335	\$ 60,765	\$ 1.5437	\$ 2.2845	\$ 904.76	\$ 1,499.63	\$ 160.68	\$ -	\$ 434.19	\$ 594.87	\$ 69.36	\$ 14.76	\$ 510.75
Wilhite, Kevin & Manli Deng	53-08-17-402-005.000-008	1213	1B	N	\$ 115,000	\$ 69,500	\$ 45,500	\$ 1.5437	\$ 2.2845	\$ 677.48	\$ 1,122.89	\$ 120.31	\$ -	\$ 325.10	\$ 445.41	\$ 69.36	\$ 14.76	\$ 361.29
Groth, Joseph W & Caitlin M	53-08-17-102-002.000-008		1B	N	\$ 148,500	\$ 84,225	\$ 64,275	\$ 1.5437	\$ 2.2845	\$ 957.04	\$ 1,586.25	\$ 169.96	\$ -	\$ 459.25	\$ 629.21	\$ 69.36	\$ 14.76	\$ 545.09
Ferguson, Ricky L.	53-08-17-102-033.000-008		1B	N	\$ 121,300	\$ 88,705	\$ 32,595	\$ 1.5437	\$ 2.2845	\$ 165.88	\$ 169.20	\$ -	\$ -	\$ 3.32	\$ 3.32	\$ 69.36	\$ 14.76	\$ (80.80)
Cassady, Randy	53-08-20-400-070.000-008	2284	1B	N	\$ 443,200	\$ 212,745	\$ 230,455	\$ 1.5437	\$ 2.2845	\$ 3,434.68	\$ 5,208.25	\$ 558.03	\$ -	\$ 1,215.54	\$ 1,773.57	\$ -	\$ -	\$ 1,773.57
Bloomington Board Of Park	53-08-20-400-096.000-008		1B	N	\$ -	\$ -	\$ -	\$ 1.5437	\$ 2.2845	\$ -	\$ -	\$ -	\$ -	\$ -	\$ -	\$ -	\$ -	\$ -
Vollmar, Nathan	53-08-17-103-010.000-008		1B	N	\$ 156,200	\$ 86,920	\$ 69,280	\$ 1.5437	\$ 2.2845	\$ 1,031.56	\$ 1,709.78	\$ 183.20	\$ -	\$ 495.02	\$ 678.22	\$ 69.36	\$ 22.20	\$ 586.66
Mann, Ashley N	53-08-17-407-008.000-008	1321	1B	N	\$ 106,600	\$ 69,560	\$ 37,040	\$ 1.5437	\$ 2.2845	\$ 551.52	\$ 914.11	\$ 97.94	\$ -	\$ 264.64	\$ 362.59	\$ 69.36	\$ 22.20	\$ 271.03
Campbell, Kevin A & Liza M	53-08-17-301-093.344-008	1599	1B	N	\$ 236,700	\$ 115,095	\$ 121,605	\$ 1.5437	\$ 2.2845	\$ 1,810.66	\$ 2,782.21	\$ 298.10	\$ -	\$ 673.45	\$ 971.55	\$ 69.36	\$ 22.20	\$ 879.99
Shah, Akash	53-08-17-301-093.345-008	1599	1B	N	\$ 248,400	\$ 116,190	\$ 132,210	\$ 1.5437	\$ 2.2845	\$ 1,968.56	\$ 2,924.67	\$ 313.35	\$ -	\$ 642.76	\$ 956.11	\$ 69.36	\$ 22.20	\$ 864.55
Sotomayor,Santiago F & Ashley R	53-08-17-301-093.346-008	1599	1B	N	\$ 244,700	\$ 117,895	\$ 126,805	\$ 1.5437	\$ 2.2845	\$ 1,888.08	\$ 2,877.41	\$ 308.30	\$ -	\$ 681.03	\$ 989.33	\$ 69.36	\$ 22.20	\$ 897.77
Wyatt, John W III; Wyatt, Charlene J; Wyatt, Jayse B	53-08-17-301-093.347-008	1599	1B	N	\$ 212,900	\$ 106,660	\$ 106,240	\$ 1.5437	\$ 2.2845	\$ 1,581.88	\$ 2,495.71	\$ 267.40	\$ -	\$ 646.43	\$ 913.83	\$ 69.36	\$ 22.20	\$ 822.27
Ryan, Michael A & Erin K	53-08-17-301-093.348-008	1599	1B	N	\$ 230,600	\$ 112,960	\$ 117,640	\$ 1.5437	\$ 2.2845	\$ 1,751.62	\$ 2,709.61	\$ 290.32	\$ -	\$ 667.67	\$ 957.99	\$ 69.36	\$ 22.20	\$ 866.43
Ivey, Brooke B & James V	53-08-17-301-093.349-008	1599	1B	N	\$ 268,200	\$ 3,000	\$ 265,200	\$ 1.5437	\$ 2.2845	\$ 4,093.88	\$ 6,293.71	\$ 674.33	\$ -	\$ 1,525.51	\$ 2,199.83	\$ 69.36	\$ 22.20	\$ 2,108.27
Brown, Deanne L	53-08-17-301-093.350-008	1599	1B	N	\$ 241,800	\$ 116,880	\$ 124,920	\$ 1.5437	\$ 2.2845	\$ 1,860.00	\$ 2,842.89	\$ 304.59	\$ -	\$ 678.30	\$ 982.89	\$ 69.36	\$ 22.20	\$ 891.33
Alexander, Cody & Nika	53-08-17-301-093.351-008	1599	1B	N	\$ 256,900	\$ 122,165	\$ 134,735	\$ 1.5437	\$ 2.2845	\$ 2,006.16	\$ 3,022.60	\$ 323.85	\$ -	\$ 692.59	\$ 1,016.44	\$ 69.36	\$ 22.20	\$ 924.88
Matthis, Jason M & Heather M	53-08-17-301-093.352-008	1599	1B	N	\$ 288,900	\$ 133,365	\$ 155,535	\$ 1.5437	\$ 2.2845	\$ 2,315.84	\$ 3,403.43	\$ 364.65	\$ -	\$ 722.94	\$ 1,087.59	\$ 69.36	\$ 22.20	\$ 996.03
Rhodes, Jesse M & Anne L	53-08-17-301-093.353-008	1599	1B	N	\$ 286,000	\$ 132,350	\$ 153,650	\$ 1.5437	\$ 2.2845	\$ 2,287.80	\$ 3,368.92	\$ 360.96	\$ -	\$ 720.16	\$ 1,081.12	\$ 69.36	\$ 22.20	\$ 989.56
Johnson, Wyatt & Hattie L	53-08-17-301-093.354-008	1599	1B	N	\$ 259,900	\$ 122,900	\$ 137,000	\$ 1.5437	\$ 2.2845	\$ 2,039.88	\$ 3,048.56	\$ 326.63	\$ -	\$ 682.05	\$ 1,008.68	\$ 69.36	\$ 22.20	\$ 917.12
Lewis, Nicholas W	53-08-17-301-093.355-008	1599	1B	N	\$ 194,500	\$ 100,325	\$ 94,175	\$ 1.5437	\$ 2.2845	\$ 1,402.24	\$ 2,279.97	\$ 244.28	\$ -	\$ 633.45	\$ 877.73	\$ 69.36	\$ 22.20	\$ 786.17
Johnson, Derek A & Emilie S	53-08-17-301-093.356-008	1599	1B	N	\$ 202,500	\$ 103,125	\$ 99,375	\$ 1.5437	\$ 2.2845	\$ 1,479.64	\$ 2,375.18	\$ 254.48	\$ -	\$ 641.06	\$ 895.54	\$ 69.36	\$ 22.20	\$ 803.98
Williams, Brian M. & Molly Ann	53-08-17-301-093.357-008	1599	1B	N	\$ 246,900	\$ 118,665	\$ 128,235	\$ 1.5437	\$ 2.2845	\$ 1,909.36	\$ 2,903.59	\$ 311.09	\$ -	\$ 683.13	\$ 994.23	\$ 69.36	\$ 22.20	\$ 902.67
Meyer, Joseph A & Dori A	53-08-18-103-003.358-008	1599	1B	N	\$ 209,000	\$ 105,400	\$ 103,600	\$ 1.5437	\$ 2.2845	\$ 1,542.56	\$ 2,452.54	\$ 262.77	\$ -	\$ 647.21	\$ 909.98	\$ 69.36	\$ 22.20	\$ 818.42
Cullison, Joshua E & Kate Bodack	53-08-18-103-003.359-008	1599	1B	N	\$ 269,800	\$ 126,680	\$ 143,120	\$ 1.5437	\$ 2.2845	\$ 2,131.00	\$ 3,176.12	\$ 340.29	\$ -	\$ 704.82	\$ 1,045.12	\$ 69.36	\$ 22.20	\$ 953.56
Truong, Hoai Thi	53-08-18-103-003.360-008	1599	1B	N	\$ 218,900	\$ 108,865	\$ 110,035	\$ 1.5437	\$ 2.2845	\$ 1,638.38	\$ 2,570.36	\$ 275.39	\$ -	\$ 656.58	\$ 931.98	\$ 69.36	\$ 22.20	\$ 840.42
Patterson, Lawrence D & Nancy N Revocable Trust	53-08-18-103-003.361-008	1599	1B	N	\$ 241,100	\$ 113,635	\$ 127,465	\$ 1.5437	\$ 2.2845	\$ 1,897.92	\$ 2,837.80	\$ 304.05	\$ -	\$ 635.83	\$ 939.88	\$ 69.36	\$ 22.20	\$ 848.32
Brashear, Stefanie E & Chad O Heacox	53-08-18-103-003.362-008	1599	1B	N	\$ 198,600	\$ 101,760	\$ 96,840	\$ 1.5437	\$ 2.2845	\$ 1,441.92	\$ 2,328.77	\$ 249.52	\$ -	\$ 637.34	\$ 886.85	\$ 69.36	\$ 22.20	\$ 795.29
Mercado-Alicea, Victor L & Feliciano-Reyes, Adoracion	53-08-18-103-003.363-008	1599	1B	N	\$ 210,300	\$ 105,855	\$ 104,445	\$ 1.5437	\$ 2.2845	\$ 1,555.16	\$ 2,468.00	\$ 264.42	\$ -	\$ 648.42	\$ 912.84	\$ 69.36	\$ 22.20	\$ 821.28
Holguin, Elaina C	53-08-17-302-025.000-008	1599	1B	N	\$ 190,300	\$ 98,855	\$ 91,445	\$ 1.5437	\$ 2.2845	\$ 1,361.58	\$ 2,229.98	\$ 238.92	\$ -	\$ 629.48	\$ 868.40	\$ 69.36	\$ 22.20	\$ 776.84
Damico, Susan; Adams, Grant	53-08-17-302-044.000-008	1599	1B	N	\$ 207,900	\$ 105,015	\$ 102,885	\$ 1.5437	\$ 2.2845	\$ 1,531.92	\$ 2,439.44	\$ 261.37	\$ -	\$ 646.16	\$ 907.52	\$ 69.36	\$ 22.20	\$ 815.96
Wolf, Adam Scott & Mary Frieda White	53-08-17-302-028.000-008	1599	1B	N	\$ 185,300	\$ 97,105	\$ 88,195	\$ 1.5437	\$ 2.2845	\$ 1,313.20	\$ 2,170.47	\$ 232.54	\$ -	\$ 624.73	\$ 857.27	\$ 69.36	\$ 22.20	\$ 765.71
Frank, Colin S	53-08-17-302-019.000-008	1599	1B	N	\$ 203,200	\$ 103,370	\$ 99,830	\$ 1.5437	\$ 2.2845	\$ 1,486.44	\$ 2,383.52	\$ 255.38	\$ -	\$ 641.70	\$ 897.08	\$ 69.36	\$ 22.20	\$ 805.52
McCormick, August Ry	53-08-17-302-021.000-008	1599	1B	N	\$ 204,600	\$ -	\$ 204,600	\$ 1.5437	\$ 2.2845	\$ 3,158.40	\$ 4,803.71	\$ 514.68	\$ -	\$ 1,130.63	\$ 1,645.31	\$ 69.36	\$ 22.20	\$ 1,553.75
Jones, Gregory & Jones, Billie E	53-08-17-303-011.000-008	1599	1B	N	\$ 155,900	\$ 86,815	\$ 69,085	\$ 1.5437	\$ 2.2845	\$ 1,028.64	\$ 1,704.94	\$ 182.67	\$ -	\$ 493.63	\$ 676.30	\$ 69.36	\$ 22.20	\$ 584.74
Henline, Kenneth Vernon & Phillips, Shannon Nicole	53-08-17-303-003.000-008	1599	1B	N	\$ 189,400	\$ 137,500	\$ 51,900	\$ 1.5437	\$ 2.2845	\$ 772.76	\$ 1,280.84	\$ 137.23	\$ -	\$ 370.85	\$ 508.08	\$ 69.36	\$ 22.20	\$ 416.52
Hladky, Michael P	53-08-17-303-004.000-008	1599	1B	N	\$ 170,200	\$ 91,820	\$ 78,380	\$ 1.5437	\$ 2.2845	\$ 1,167.04	\$ 1,934.36	\$ 207.26	\$ -	\$ 560.06	\$ 767.32	\$ 69.36	\$ 22.20	\$ 675.76
Daley, James S	53-08-17-303-008.000-008	1599	1B	N	\$ 196,500	\$ 101,025	\$ 95,475	\$ 1.5437	\$ 2.2845	\$ 1,421.60	\$ 2,303.78	\$ 246.83	\$ -	\$ 635.34	\$ 882.18	\$ -	\$ -	\$ 882.18
Azizi, Farzad; Jallal, Sara J; Mehrpoor, Manizha & Qasim	53-08-17-303-013.000-008	1599	1B	N	\$ 212,500	\$ 106,625	\$ 105,875	\$ 1.5437	\$ 2.2845	\$ 1,576.44	\$ 2,494.19	\$ 267.23	\$ -	\$ 650.52	\$ 917.75	\$ -	\$ -	\$ 917.75
Lawson, Heather E	53-08-17-303-017.000-008	1599	1B	N	\$ 201,000	\$ 102,600	\$ 98,400	\$ 1.5437	\$ 2.2845	\$ 1,465.14	\$ 2,357.33	\$ 252.57	\$ -	\$ 639.62	\$ 892.19	\$ -	\$ -	\$ 892.19
Pacheco Family Trust	53-08-17-303-022.000-008	1599	1B	N	\$ 148,800	\$ 84,330	\$ 64,470	\$ 1.5437	\$ 2.2845	\$ 959.92	\$ 1,591.05	\$ 170.46	\$ -	\$ 460.67	\$ 631.13	\$ -	\$ -	\$ 631.13
She, Wenlin	53-08-17-303-021.000-008	1599	1B	N	\$ 159,300	\$ 88,005	\$ 71,295	\$ 1.5437	\$ 2.2845	\$ 1,061.56	\$ 1,759.48	\$ 188.51	\$ -	\$ 509.41	\$ 697.92	\$ -	\$ -	\$ 697.92
Crohn, Trent A	53-08-17-303-012.000-008	1599	1B	N	\$ 186,700	\$ 97,595	\$ 89,105	\$ 1.5437	\$ 2.2845	\$ 1,326.74	\$ 2,187.15	\$ 234.35	\$ -	\$ 626.07	\$ 860.41	\$ -	\$ -	\$ 860.41
Barnes, Jeremy P & Roxie L	53-08-17-302-020.000-008	1599	1B	N	\$ 156,700	\$ 87,095	\$ 69,605	\$ 1.5437	\$ 2.2845	\$ 1,036.40	\$ 1,717.79	\$ 184.06	\$ -	\$ 497.34	\$ 681.39	\$ -	\$ -	\$ 681.39
Mannix, Alice N	53-08-17-302-032.000-008	1599	1B	N	\$ 155,100	\$ -	\$ 155,100	\$ 1.5437	\$ 2.2845	\$ 2,394.28	\$ 3,641.52	\$ 390.16	\$ -	\$ 857.08	\$ 1,247.24	\$ -	\$ -	\$ 1,247.24
Cadwell, William Tyler	53-08-17-302-031.000-008	1599	1B	N	\$ 168,400	\$ 91,190	\$ 77,210	\$ 1.5437	\$ 2.2845	\$ 1,149.64	\$ 1,905.47	\$ 204.15	\$ -	\$ 551.68	\$ 755.83	\$ -	\$ -	\$ 755.83
Steuery, Lores Tyler & Lauren	53-08-17-302-045.000-008	1599	1B	N	\$ 172,400	\$ 92,590	\$ 79,810	\$ 1.5437	\$ 2.2845	\$ 1,188.34	\$ 1,969.62	\$ 211.03	\$ -	\$ 570.26	\$ 781.28	\$ -	\$ -	\$ 781.28
Kreigh, Joshua	53-08-17-302-022.000-008	1599	1B	N	\$ 171,200	\$ 92,170	\$ 79,030	\$ 1.5437	\$ 2.2845	\$ 1,176.72	\$ 1,950.39	\$ 208.98	\$ -	\$ 564.69	\$ 773.67	\$ -	\$ -	\$ 773.67

City of Bloomington

Area #1B: South-West Annexation Area - Tax Impacts Analysis

Note (1): This section shoes the inc/(dec) in tax bills due to differences between township fire protection rates and the Monroe Fire Protection District fire rate

Owner Name	Parcel #	Waiver	Annexation Area	AG	2020 Pay 2021 Gross AV	2020 Pay 2021 Deductions /Exemptions	2020 Pay 2021 NAV	Pre-Annex 2020 Pay 2021 Prop Tax Rate	Post-Annex Prop Tax Rate	Pre-Annex Tax Bill	Post-Annex Tax Bill	Net Tax Bill Increase Due Solely to AV Growth (12% - Aggregate over 4 years)	Net Tax Bill Increase Due to Difference Between Fire Rates (1)	Net Tax Bill Increase Due to Annexation	Total Post-Annexation Net Tax Bill Increase	Benefit 1 Yearly Sewer Bill Savings (@ 4000 Gal/Month)	Benefit 2 Yearly Fire Protection (Water Surcharge) Savings	Post-Annex Tax Bill Inc/(Dec) Net of Benefits
Kress, Don E & Brittany J	53-08-17-302-009.000-008	1599	1B	N	\$ 184,400	\$ 96,790	\$ 87,610	\$ 1.5437	\$ 2.2845	\$ 1,304.48	\$ 2,159.77	\$ 231.40	\$ -	\$ 623.89	\$ 855.29	\$ -	\$ -	\$ 855.29
Feller, Kory M & Kaaryn C	53-08-17-302-027.000-008	1599	1B	N	\$ 203,300	\$ 100,405	\$ 102,895	\$ 1.5437	\$ 2.2845	\$ 1,532.08	\$ 2,387.93	\$ 255.84	\$ -	\$ 600.01	\$ 855.85	\$ -	\$ -	\$ 855.85
Patterson, Alexander & Tasha Renee Hoover	53-08-17-302-018.000-008	1599	1B	N	\$ 208,900	\$ 105,365	\$ 103,535	\$ 1.5437	\$ 2.2845	\$ 1,541.60	\$ 2,451.34	\$ 262.64	\$ -	\$ 647.10	\$ 909.74	\$ -	\$ -	\$ 909.74
Root, John E & Jennifer L May	53-08-18-103-003.364-008	1599	1B	N	\$ 281,800	\$ 130,880	\$ 150,920	\$ 1.5437	\$ 2.2845	\$ 2,247.14	\$ 3,318.93	\$ 355.59	\$ -	\$ 716.20	\$ 1,071.79	\$ 69.36	\$ 22.20	\$ 980.23
Wesemann, Beverly A & Stogsdill, Tara D & Wesemann, Tad L & Wesemann, Tod S	53-08-17-100-011.000-008		1B	N	\$ 197,000	\$ 97,745	\$ 99,255	\$ 1.5437	\$ 2.2845	\$ 1,478.58	\$ 2,330.76	\$ 249.73	\$ -	\$ 602.45	\$ 852.18	\$ 69.36	\$ 14.76	\$ 768.06
Wesemann, Tad L	53-08-17-100-008.000-008	1545	1B	N	\$ 126,300	\$ -	\$ 126,300	\$ 1.5437	\$ 2.2845	\$ 1,949.68	\$ 2,965.34	\$ 317.72	\$ -	\$ 697.95	\$ 1,015.66	\$ 69.36	\$ 14.76	\$ 931.54
Hallal, Patricia A.	53-08-17-110-008.000-008		1B	N	\$ 100,700	\$ -	\$ 100,700	\$ 1.5437	\$ 2.2845	\$ 1,554.52	\$ 2,364.29	\$ 253.32	\$ -	\$ 556.45	\$ 809.77	\$ 69.36	\$ 14.76	\$ 725.65
Howard, Stewart J	53-08-17-103-008.000-008		1B	N	\$ 193,900	\$ 97,385	\$ 96,515	\$ 1.5437	\$ 2.2845	\$ 1,439.70	\$ 2,306.06	\$ 247.08	\$ -	\$ 619.28	\$ 866.36	\$ 69.36	\$ 22.20	\$ 774.80
Pelican Property Services LLC	53-08-17-402-004.000-008	1214	1B	N	\$ 133,500	\$ -	\$ 133,500	\$ 1.5437	\$ 2.2845	\$ 2,060.84	\$ 3,134.39	\$ 335.83	\$ -	\$ 737.72	\$ 1,073.55	\$ -	\$ -	\$ 1,073.55
Hardin, Stephen E; Hardin, Rickey L; Hardin,Timothy J; & Briles, Melvina S & W/L	53-08-17-200-002.000-008		1B	N	\$ 15,000	\$ -	\$ 15,000	\$ 1.5437	\$ 2.2845	\$ 231.56	\$ 383.79	\$ 41.12	\$ -	\$ 111.11	\$ 152.23	\$ -	\$ -	\$ 152.23
Clay, Danny Mack	53-08-17-400-025.000-008		1B	N	\$ 130,600	\$ 74,890	\$ 55,710	\$ 1.5437	\$ 2.2845	\$ 829.62	\$ 1,375.05	\$ 147.32	\$ -	\$ 398.11	\$ 545.43	\$ 69.36	\$ 22.20	\$ 453.87
Robinson, Christine L;Al-Hamad, Catherine; Swinehart, Charles Andrew; Zhang, Xur	53-08-17-407-010.000-008	1210	1B	N	\$ 78,000	\$ -	\$ 78,000	\$ 1.5437	\$ 2.2845	\$ 1,204.08	\$ 1,831.33	\$ 196.21	\$ -	\$ 431.03	\$ 627.25	\$ 69.36	\$ 14.76	\$ 543.13
Sharp, Thomas W & Kathleen Y	53-01-43-638-000.000-008		1B	N	\$ 322,300	\$ -	\$ 322,300	\$ 1.5437	\$ 2.2845	\$ 4,975.34	\$ 7,573.46	\$ 811.44	\$ -	\$ 1,786.68	\$ 2,598.12	\$ 69.36	\$ 14.76	\$ 2,514.00
Gilday, Erica M	53-08-17-103-001.000-008		1B	N	\$ 184,900	\$ 96,965	\$ 87,935	\$ 1.5437	\$ 2.2845	\$ 1,309.32	\$ 2,165.72	\$ 232.04	\$ -	\$ 624.36	\$ 856.40	\$ 69.36	\$ 14.76	\$ 772.28
McClintock, C Donald; Todd, Sherry; LaBarr, Debra J	53-01-42-336-000.000-008		1B	N	\$ 152,200	\$ 96,170	\$ 56,030	\$ 1.5437	\$ 2.2845	\$ 660.80	\$ 674.02	\$ -	\$ -	\$ 13.22	\$ 13.22	\$ 69.36	\$ 14.76	\$ (70.90)
Taylor, John Gillman	53-08-17-102-079.000-008		1B	N	\$ 158,200	\$ 84,620	\$ 73,580	\$ 1.5437	\$ 2.2845	\$ 1,095.56	\$ 1,815.88	\$ 194.57	\$ -	\$ 525.76	\$ 720.32	\$ 69.36	\$ 14.76	\$ 636.20
McCoy-Lawrence, Sherrilyn M	53-08-17-407-046.000-008		1B	N	\$ 115,400	\$ 72,430	\$ 42,970	\$ 1.5437	\$ 2.2845	\$ 639.80	\$ 1,060.45	\$ 113.61	\$ -	\$ 307.04	\$ 420.65	\$ 69.36	\$ 14.76	\$ 336.53
Webb, Leslie Dale & Elsie Marie Revocable Trusts	53-08-17-102-066.000-008	1109	1B	N	\$ 111,600	\$ -	\$ 111,600	\$ 1.5437	\$ 2.2845	\$ 1,722.76	\$ 2,620.21	\$ 280.74	\$ -	\$ 616.71	\$ 897.45	\$ 69.36	\$ 22.20	\$ 805.89
Peneff, Alexis Rae	53-08-17-102-006.000-008		1B	N	\$ 153,500	\$ 82,090	\$ 71,410	\$ 1.5437	\$ 2.2845	\$ 1,067.72	\$ 1,769.68	\$ 189.60	\$ -	\$ 512.36	\$ 701.96	\$ 69.36	\$ 22.20	\$ 610.40
Carter, Stephen M & Rebecca A	53-08-17-204-007.000-008		1B	N	\$ 179,000	\$ 94,900	\$ 84,100	\$ 1.5437	\$ 2.2845	\$ 1,252.22	\$ 2,075.51	\$ 222.38	\$ -	\$ 600.92	\$ 823.29	\$ 69.36	\$ 22.20	\$ 731.73
Dugan, Tyler G & Kristen A	53-08-17-301-093.365-008	1599	1B	N	\$ -	\$ -	\$ -	\$ 1.5437	\$ 2.2845	\$ -	\$ -	\$ -	\$ -	\$ -	\$ -	\$ 69.36	\$ 22.20	\$ (91.56)
Spoolstra, Evan & Christine	53-08-17-301-093.366-008	1599	1B	N	\$ 280,900	\$ 130,565	\$ 150,335	\$ 1.5437	\$ 2.2845	\$ 2,238.44	\$ 3,308.22	\$ 354.45	\$ -	\$ 715.33	\$ 1,069.78	\$ 69.36	\$ 22.20	\$ 978.22
Lynam, Daniel A & Megan A	53-08-17-301-093.367-008	1599	1B	N	\$ 252,500	\$ 120,625	\$ 131,875	\$ 1.5437	\$ 2.2845	\$ 1,963.56	\$ 2,970.24	\$ 318.24	\$ -	\$ 688.44	\$ 1,006.68	\$ 69.36	\$ 22.20	\$ 915.12
Dutcher, Daniel J; Williams, Aubrey A; Williams, Kenneth R	53-08-17-301-093.368-008	1599	1B	N	\$ 238,400	\$ 139,810	\$ 98,590	\$ 1.5437	\$ 2.2845	\$ 1,467.96	\$ 2,433.10	\$ 260.69	\$ -	\$ 704.45	\$ 965.14	\$ 69.36	\$ 22.20	\$ 873.58
Dean, Norman S	53-08-17-301-093.369-008	1599	1B	N	\$ 209,700	\$ 105,645	\$ 104,055	\$ 1.5437	\$ 2.2845	\$ 1,549.34	\$ 2,460.88	\$ 263.67	\$ -	\$ 647.86	\$ 911.54	\$ 69.36	\$ 22.20	\$ 819.98
Moreno, Ricardo J & Soto, Jessica	53-08-17-301-093.370-008	1599	1B	N	\$ 248,600	\$ 116,260	\$ 132,340	\$ 1.5437	\$ 2.2845	\$ 1,970.48	\$ 2,927.06	\$ 313.62	\$ -	\$ 642.96	\$ 956.58	\$ 69.36	\$ 22.20	\$ 865.02
Lindsey, Anthony R	53-08-17-301-093.371-008	1599	1B	N	\$ 291,500	\$ 134,275	\$ 157,225	\$ 1.5437	\$ 2.2845	\$ 2,341.02	\$ 3,434.38	\$ 367.97	\$ -	\$ 725.39	\$ 1,093.36	\$ 69.36	\$ 22.20	\$ 1,001.80
Michael, Scott A & Rhonda L	53-08-17-301-093.372-008	1599	1B	N	\$ 241,000	\$ 116,600	\$ 124,400	\$ 1.5437	\$ 2.2845	\$ 1,852.28	\$ 2,833.37	\$ 303.58	\$ -	\$ 677.52	\$ 981.09	\$ 69.36	\$ 22.20	\$ 889.53
Miller, Ryan E	53-08-17-301-093.373-008	1599	1B	N	\$ 256,000	\$ 121,745	\$ 134,255	\$ 1.5437	\$ 2.2845	\$ 1,999.00	\$ 3,008.65	\$ 322.36	\$ -	\$ 687.29	\$ 1,009.65	\$ 69.36	\$ 22.20	\$ 918.09
Wolf, George W & Kathleen A	53-08-17-301-093.374-008	1599	1B	N	\$ 288,800	\$ 130,330	\$ 158,470	\$ 1.5437	\$ 2.2845	\$ 2,359.56	\$ 3,405.47	\$ 364.87	\$ -	\$ 681.05	\$ 1,045.91	\$ 69.36	\$ 22.20	\$ 954.35
Allen, Craig W & Susan	53-08-17-301-093.375-008	1599	1B	N	\$ 208,300	\$ 105,155	\$ 103,145	\$ 1.5437	\$ 2.2845	\$ 1,535.80	\$ 2,444.20	\$ 261.87	\$ -	\$ 646.53	\$ 908.40	\$ 69.36	\$ 22.20	\$ 816.84
Beymer, Lisa M & Jason A	53-08-17-301-093.376-008	1599	1B	N	\$ 264,800	\$ 124,930	\$ 139,870	\$ 1.5437	\$ 2.2845	\$ 2,082.60	\$ 3,116.61	\$ 333.92	\$ -	\$ 700.09	\$ 1,034.01	\$ 69.36	\$ 22.20	\$ 942.45
Beitvashahi, Ameer & Isabella R	53-08-17-301-093.323-008	1599	1B	N	\$ 283,500	\$ 131,475	\$ 152,025	\$ 1.5437	\$ 2.2845	\$ 2,263.60	\$ 3,339.17	\$ 357.77	\$ -	\$ 717.80	\$ 1,075.57	\$ 69.36	\$ 22.20	\$ 984.01
Stevenson, Bradley; Webb, Sherry Lynn	53-08-17-301-093.322-008	1599	1B	N	\$ -	\$ -	\$ -	\$ 1.5437	\$ 2.2845	\$ -	\$ -	\$ -	\$ -	\$ -	\$ -	\$ -	\$ -	\$ -
Highlands Homeowners Association Inc	53-01-41-709-950.000-008	1599	1B	N	\$ -	\$ -	\$ -	\$ 1.5437	\$ 2.2845	\$ -	\$ -	\$ -	\$ -	\$ -	\$ -	\$ -	\$ -	\$ -
Highlands Homeowners Association Inc	53-01-41-709-951.000-008	1599	1B	N	\$ -	\$ -	\$ -	\$ 1.5437	\$ 2.2845	\$ -	\$ -	\$ -	\$ -	\$ -	\$ -	\$ -	\$ -	\$ -
Highlands Homeowners Association Inc	53-01-41-709-952.000-008	1599	1B	N	\$ -	\$ -	\$ -	\$ 1.5437	\$ 2.2845	\$ -	\$ -	\$ -	\$ -	\$ -	\$ -	\$ -	\$ -	\$ -
New Richland 1 Inc	53-01-41-710-500.000-008	1599	1B	N	\$ 115,300	\$ -	\$ 115,300	\$ 1.5437	\$ 2.2845	\$ 1,779.88	\$ 2,950.10	\$ 316.08	\$ -	\$ 854.14	\$ 1,170.22	\$ -	\$ -	\$ 1,170.22
City Of Bloomington Pks &	53-08-18-103-002.000-008	1599	1B	N	\$ -	\$ -	\$ -	\$ 1.5437	\$ 2.2845	\$ -	\$ -	\$ -	\$ -	\$ -	\$ -	\$ -	\$ -	\$ -
City of Bloomington, Indiana	53-08-18-103-001.000-008	1599	1B	N	\$ -	\$ -	\$ -	\$ 1.5437	\$ 2.2845	\$ -	\$ -	\$ -	\$ -	\$ -	\$ -	\$ -	\$ -	\$ -
New Richland 2 Inc	53-01-41-717-000.000-008	1599	1B	N	\$ 19,000	\$ -	\$ 19,000	\$ 1.5437	\$ 2.2845	\$ 293.30	\$ 486.14	\$ 52.09	\$ -	\$ 140.75	\$ 192.84	\$ -	\$ -	\$ 192.84
Boling, Todd & Beth	53-08-17-301-017.000-008	2169	1B	N	\$ 10,100	\$ -	\$ 10,100	\$ 1.5437	\$ 2.2845	\$ 155.92	\$ 258.42	\$ 27.69	\$ -	\$ 74.81	\$ 102.50	\$ -	\$ -	\$ 102.50

City of Bloomington

Area #1B: South-West Annexation Area - Tax Impacts Analysis



Note (1): This section shoes the inc/(dec) in tax bills due to differences between township fire protection rates and the Monroe Fire Protection District fire rate

Owner Name	Parcel #	Waiver	Annexation Area	AG	2020 Pay 2021 Gross AV	2020 Pay 2021 Deductions /Exemptions	2020 Pay 2021 NAV	Pre-Annex 2020 Pay 2021 Prop Tax Rate	Post-Annex Prop Tax Rate	Pre-Annex Tax Bill	Post-Annex Tax Bill	Net Tax Bill Increase Due Solely to AV Growth (12% - Aggregate over 4 years)	Net Tax Bill Increase Due to Difference Between Fire Rates (1)	Net Tax Bill Increase Due to Annexation	Total Post-Annexation Net Tax Bill Increase	Benefit 1 Yearly Sewer Bill Savings (@ 4000 Gal/Month)	Benefit 2 Yearly Fire Protection (Water Surcharge) Savings	Post-Annex Tax Bill Inc/(Dec) Net of Benefits
Gummere, Angela J & Daniel S	53-08-17-302-033.000-008	1599	1B	N	\$ 201,600	\$ 102,810	\$ 98,790	\$ 1.5437	\$ 2.2845	\$ 1,470.94	\$ 2,364.48	\$ 253.34	\$ -	\$ 640.19	\$ 893.54	\$ -	\$ -	\$ 893.54
Dowd, Ryan	53-08-17-302-056.000-008	1599	1B	N	\$ 199,400	\$ 102,040	\$ 97,360	\$ 1.5437	\$ 2.2845	\$ 1,449.66	\$ 2,338.28	\$ 250.53	\$ -	\$ 638.10	\$ 888.62	\$ -	\$ -	\$ 888.62
Beitvashahi, Terrick	53-08-17-302-034.000-008	1599	1B	N	\$ 213,900	\$ 107,115	\$ 106,785	\$ 1.5437	\$ 2.2845	\$ 1,590.00	\$ 2,510.85	\$ 269.02	\$ -	\$ 651.83	\$ 920.85	\$ -	\$ -	\$ 920.85
Casillas, Maria L	53-08-17-302-057.000-008	1599	1B	N	\$ 169,900	\$ 91,715	\$ 78,185	\$ 1.5437	\$ 2.2845	\$ 1,164.14	\$ 1,929.52	\$ 206.73	\$ -	\$ 558.65	\$ 765.38	\$ -	\$ -	\$ 765.38
Happy Herron Homes LLC	53-08-17-302-046.000-008	1599	1B	N	\$ 177,000	\$ 94,200	\$ 82,800	\$ 1.5437	\$ 2.2845	\$ 1,232.86	\$ 2,043.43	\$ 218.94	\$ -	\$ 591.63	\$ 810.57	\$ -	\$ -	\$ 810.57
Fisher, Jennifer S	53-08-17-302-058.000-008	1599	1B	N	\$ 197,000	\$ 101,200	\$ 95,800	\$ 1.5437	\$ 2.2845	\$ 1,426.42	\$ 2,309.73	\$ 247.47	\$ -	\$ 635.84	\$ 883.31	\$ -	\$ -	\$ 883.31
Thompson, Anthony Q & Lori A	53-08-17-302-059.000-008	1599	1B	N	\$ 195,800	\$ -	\$ 195,800	\$ 1.5437	\$ 2.2845	\$ 3,022.56	\$ 4,597.10	\$ 492.55	\$ -	\$ 1,082.00	\$ 1,574.54	\$ -	\$ -	\$ 1,574.54
Eades, Lisa	53-08-17-303-016.000-008	1599	1B	N	\$ 160,500	\$ 88,425	\$ 72,075	\$ 1.5437	\$ 2.2845	\$ 1,073.16	\$ 1,778.74	\$ 190.58	\$ -	\$ 515.00	\$ 705.58	\$ -	\$ -	\$ 705.58
Westcott, Robert M & Westcott , Janas Hoyt	53-08-17-303-018.000-008	1599	1B	N	\$ 193,400	\$ 99,940	\$ 93,460	\$ 1.5437	\$ 2.2845	\$ 1,391.58	\$ 2,266.88	\$ 242.88	\$ -	\$ 632.42	\$ 875.30	\$ -	\$ -	\$ 875.30
Edwards, Michael A	53-08-17-303-025.000-008	1599	1B	N	\$ 208,600	\$ 102,260	\$ 106,340	\$ 1.5437	\$ 2.2845	\$ 1,583.36	\$ 2,451.02	\$ 262.61	\$ -	\$ 605.05	\$ 867.66	\$ -	\$ -	\$ 867.66
Riendeau, Danielle & Lucas, Stephen E	53-08-17-303-026.000-008	1599	1B	N	\$ 197,900	\$ 101,515	\$ 96,385	\$ 1.5437	\$ 2.2845	\$ 1,435.14	\$ 2,320.43	\$ 248.61	\$ -	\$ 636.68	\$ 885.29	\$ -	\$ -	\$ 885.29
Sims, Melanie V	53-08-17-303-024.000-008	1599	1B	N	\$ 178,200	\$ 91,620	\$ 86,580	\$ 1.5437	\$ 2.2845	\$ 1,289.16	\$ 2,089.23	\$ 223.85	\$ -	\$ 576.22	\$ 800.07	\$ 69.36	\$ 22.20	\$ 708.51
Matlock, Marycarole	53-08-17-303-020.000-008	1599	1B	N	\$ 150,900	\$ 82,065	\$ 68,835	\$ 1.5437	\$ 2.2845	\$ 1,024.92	\$ 1,698.77	\$ 182.01	\$ -	\$ 491.85	\$ 673.85	\$ 69.36	\$ 22.20	\$ 582.29
CPW Properties LLC	53-01-41-709-404.000-008	1447	1B	N	\$ 140,900	\$ -	\$ 140,900	\$ 1.5437	\$ 2.2845	\$ 2,175.08	\$ 3,308.13	\$ 354.44	\$ -	\$ 778.61	\$ 1,133.05	\$ 69.36	\$ 22.20	\$ 1,041.49
CPW Properties LLC	53-01-41-709-405.000-008	1447	1B	N	\$ 141,200	\$ -	\$ 141,200	\$ 1.5437	\$ 2.2845	\$ 2,179.70	\$ 3,315.17	\$ 355.20	\$ -	\$ 780.28	\$ 1,135.47	\$ 69.36	\$ 22.20	\$ 1,043.91
CPW Properties LLC	53-01-41-709-406.000-008	1447	1B	N	\$ 165,300	\$ -	\$ 165,300	\$ 1.5437	\$ 2.2845	\$ 2,551.74	\$ 3,881.01	\$ 415.82	\$ -	\$ 913.44	\$ 1,329.27	\$ 69.36	\$ 22.20	\$ 1,237.71
Miller, Bonita	53-01-41-709-407.000-008	1447	1B	N	\$ 165,300	\$ 87,105	\$ 78,195	\$ 1.5437	\$ 2.2845	\$ 1,164.30	\$ 1,929.77	\$ 206.75	\$ -	\$ 558.72	\$ 765.47	\$ 69.36	\$ 22.20	\$ 673.91
CPW Properties LLC	53-01-41-709-408.000-008	1447	1B	N	\$ 165,300	\$ -	\$ 165,300	\$ 1.5437	\$ 2.2845	\$ 2,551.74	\$ 3,881.01	\$ 415.82	\$ -	\$ 913.44	\$ 1,329.27	\$ 69.36	\$ 22.20	\$ 1,237.71
Yaggi, Andrew P & Kimberly R	53-01-41-709-409.000-008	1447	1B	N	\$ 171,000	\$ 92,100	\$ 78,900	\$ 1.5437	\$ 2.2845	\$ 1,174.80	\$ 1,947.17	\$ 208.63	\$ -	\$ 563.75	\$ 772.37	\$ 69.36	\$ 22.20	\$ 680.81
Hepfer, Dale A & Hepfer, Jerri M	53-08-17-102-072.000-008	1033	1B	N	\$ 163,100	\$ 86,335	\$ 76,765	\$ 1.5437	\$ 2.2845	\$ 1,143.00	\$ 1,894.49	\$ 202.98	\$ -	\$ 548.50	\$ 751.49	\$ 69.36	\$ 22.20	\$ 659.93
Hesler, William E & Margaret E	53-08-17-110-007.000-008		1B	N	\$ 162,700	\$ 93,475	\$ 69,225	\$ 1.5437	\$ 2.2845	\$ 375.04	\$ 1,713.12	\$ 183.55	\$ -	\$ 1,154.53	\$ 1,338.08	\$ 69.36	\$ 14.76	\$ 1,253.96
Deatrick, Christian E; Deatrick, Jeffrey L	53-08-17-102-040.000-008		1B	N	\$ 106,000	\$ 69,350	\$ 36,650	\$ 1.5437	\$ 2.2845	\$ 545.72	\$ 904.49	\$ 96.91	\$ -	\$ 261.86	\$ 358.77	\$ 69.36	\$ 14.76	\$ 274.65
Kieffaber, Gary L	53-08-20-400-051.000-008	2372	1B	N	\$ 40,800	\$ -	\$ 40,800	\$ 1.5437	\$ 2.2845	\$ 629.84	\$ 1,043.92	\$ 111.85	\$ -	\$ 302.23	\$ 414.08	\$ 69.36	\$ 22.20	\$ 322.52
Kieffaber, Gary L	53-08-20-400-050.000-008		1B	N	\$ 68,000	\$ -	\$ 68,000	\$ 1.5437	\$ 2.2845	\$ 1,049.72	\$ 1,596.54	\$ 171.06	\$ -	\$ 375.76	\$ 546.82	\$ -	\$ -	\$ 546.82
Wilson, William A Jr	53-08-17-102-031.000-008		1B	N	\$ 142,300	\$ -	\$ 142,300	\$ 1.5437	\$ 2.2845	\$ 2,196.68	\$ 3,341.63	\$ 358.03	\$ -	\$ 786.92	\$ 1,144.95	\$ 69.36	\$ 22.20	\$ 1,053.39
Dale, Adam J & Robinson, Ella F	53-08-17-102-010.000-008		1B	N	\$ 170,200	\$ 91,820	\$ 78,380	\$ 1.5437	\$ 2.2845	\$ 1,167.04	\$ 1,934.36	\$ 207.26	\$ -	\$ 560.06	\$ 767.32	\$ 69.36	\$ 14.76	\$ 683.20
Craven, Carl R & Kirstin L	53-08-17-102-037.000-008		1B	N	\$ 152,900	\$ 85,765	\$ 67,135	\$ 1.5437	\$ 2.2845	\$ 999.60	\$ 1,656.82	\$ 177.51	\$ -	\$ 479.71	\$ 657.22	\$ 69.36	\$ 22.20	\$ 565.66
Kurtzhals, Geory	53-08-17-102-022.000-008		1B	N	\$ 170,900	\$ 91,890	\$ 79,010	\$ 1.5437	\$ 2.2845	\$ 1,176.44	\$ 1,949.88	\$ 208.91	\$ -	\$ 564.53	\$ 773.44	\$ 69.36	\$ 14.76	\$ 689.32
Carter, Shirley	53-08-17-102-012.000-008		1B	N	\$ 114,900	\$ 72,290	\$ 42,610	\$ 1.5437	\$ 2.2845	\$ 634.44	\$ 1,051.57	\$ 112.66	\$ -	\$ 304.47	\$ 417.13	\$ 69.36	\$ 22.20	\$ 325.57
Abernathy, Anna Grace & Larry Jay III	53-08-17-102-013.000-008	1189	1B	N	\$ 161,200	\$ 88,670	\$ 72,530	\$ 1.5437	\$ 2.2845	\$ 1,079.96	\$ 1,789.98	\$ 191.79	\$ -	\$ 518.23	\$ 710.02	\$ 69.36	\$ 22.20	\$ 618.46
Ross-ridge, Lois & Walter A Ridge	53-08-17-102-015.000-008		1B	N	\$ 149,200	\$ 81,470	\$ 67,730	\$ 1.5437	\$ 2.2845	\$ 1,008.48	\$ 1,671.53	\$ 179.10	\$ -	\$ 483.95	\$ 663.05	\$ 69.36	\$ 14.76	\$ 578.93
Harris, William E. Jr. & Cynthia M.	53-08-17-204-005.000-008		1B	N	\$ 138,600	\$ 77,305	\$ 61,295	\$ 1.5437	\$ 2.2845	\$ 913.36	\$ 1,513.87	\$ 162.19	\$ -	\$ 438.32	\$ 600.51	\$ 69.36	\$ 22.20	\$ 508.95
Blackwell, Mark P & Schelm, Vivian J	53-08-17-103-007.000-008		1B	N	\$ 174,600	\$ 107,360	\$ 67,240	\$ 1.5437	\$ 2.2845	\$ 643.96	\$ 656.84	\$ -	\$ -	\$ 12.88	\$ 12.88	\$ 69.36	\$ 22.20	\$ (78.68)
City of Bloomington, Indiana	53-01-41-717-002.000-008		1B	N	\$ -	\$ -	\$ -	\$ 1.5437	\$ 2.2845	\$ -	\$ -	\$ -	\$ -	\$ -	\$ -	\$ -	\$ -	\$ -
Blair, Carol Ann	53-01-41-709-410.000-008	1447	1B	N	\$ 140,900	\$ 81,565	\$ 59,335	\$ 1.5437	\$ 2.2845	\$ 883.48	\$ 1,464.32	\$ 156.89	\$ -	\$ 423.96	\$ 580.84	\$ 69.36	\$ 22.20	\$ 489.28
CPW Properties LLC	53-01-41-709-411.000-008	1447	1B	N	\$ 140,900	\$ -	\$ 140,900	\$ 1.5437	\$ 2.2845	\$ 2,175.08	\$ 3,308.13	\$ 354.44	\$ -	\$ 778.61	\$ 1,133.05	\$ -	\$ -	\$ 1,133.05
Polucha, Frank; Martin-Polucha, Marie R	53-01-41-709-412.000-008	1447	1B	N	\$ 181,600	\$ 95,810	\$ 85,790	\$ 1.5437	\$ 2.2845	\$ 1,277.38	\$ 2,117.22	\$ 226.85	\$ -	\$ 612.99	\$ 839.84	\$ -	\$ -	\$ 839.84
Beyers, Shiloh R	53-01-41-709-413.000-008	1447	1B	N	\$ 181,600	\$ 95,810	\$ 85,790	\$ 1.5437	\$ 2.2845	\$ 1,277.38	\$ 2,117.22	\$ 226.85	\$ -	\$ 612.99	\$ 839.84	\$ -	\$ -	\$ 839.84
Obrenski, James & Wendy Rae	53-01-41-709-414.000-008	1447	1B	N	\$ 166,700	\$ 90,595	\$ 76,105	\$ 1.5437	\$ 2.2845	\$ 1,133.16	\$ 1,878.20	\$ 201.24	\$ -	\$ 543.80	\$ 745.04	\$ 69.36	\$ 22.20	\$ 653.48
Smith, Misty B	53-01-41-709-415.000-008	1447	1B	N	\$ 168,200	\$ 91,120	\$ 77,080	\$ 1.5437	\$ 2.2845	\$ 1,147.68	\$ 1,902.27	\$ 203.82	\$ -	\$ 550.77	\$ 754.59	\$ 69.36	\$ 22.20	\$ 663.03
Moore, Brian E & Carla S	53-01-41-717-003.000-008	2169	1B	N	\$ 1,800	\$ -	\$ 1,800	\$ 1.5437	\$ 2.2845	\$ 27.80	\$ 46.06	\$ 4.93	\$ -	\$ 13.32	\$ 18.26	\$ -	\$ -	\$ 18.26
New Richland 1 Inc	53-08-18-200-204.010-008	1599	1B	N	\$ 19,000	\$ -	\$ 19,000	\$ 1.5437	\$ 2.2845	\$ 293.30	\$ 486.14	\$ 52.09	\$ -	\$ 140.75	\$ 192.84	\$ -	\$ -	\$ 192.84
New Richland 2 Inc	53-08-17-100-102.020-008	1599	1B	N	\$ 14,700	\$ -	\$ 14,700	\$ 1.5437	\$ 2.2845	\$ 226.92	\$ 376.12	\$ 40.30	\$ -	\$ 108.90	\$ 149.20	\$ -	\$ -	\$ 149.20
Range View and Wickens LLC	53-08-17-100-102.030-008	1599	1B	N	\$ 27,300	\$ -	\$ 27,300	\$ 1.5437	\$ 2.2845	\$ 421.44	\$ 698.51	\$ 74.84	\$ -	\$ 202.23	\$ 277.07	\$ -	\$ -	\$ 277.07
Range View and Wickens LLC	53-08-18-200-204.098-008	1599	1B	N	\$ 2,100	\$ -	\$ 2,100	\$ 1.5437	\$ 2.2845	\$ 32.42	\$ 53.73	\$ 5.76	\$ -	\$ 15.55	\$ 21.31	\$ -	\$ -	\$ 21.31
Range View and Wickens LLC	53-08-17-100-102.099-008	1599	1B	N	\$ 38,000	\$ -	\$ 38,000	\$ 1.5437	\$ 2.2845	\$ 586.60	\$ 972.28	\$ 104.17	\$ -	\$ 281.51	\$ 385.68	\$ -	\$ -	\$ 385.68
Tondel, Grazyna M	53-01-41-709-416.000-008	1447	1B	N	\$ 165,800	\$ 90,280	\$ 75,520	\$ 1.5437	\$ 2.2845	\$ 1,124.46	\$ 1,863.75	\$ 199.68	\$ -	\$ 539.61	\$ 739.29	\$ 69.36	\$ 22.20	\$ 647.73
Heilfrich, Linda F	53-01-41-709-417.000-008	1447	1B	N	\$ 159,500	\$ 88,075	\$ 71,425	\$ 1.5437	\$ 2.2845	\$ 1,063.48	\$ 1,762.69	\$ 188.86	\$ -	\$ 510.35	\$ 699.21	\$ 69.36	\$ 22.20	\$ 607.65
Wu, Peter K	53-01-41-709-418.000-008	1447	1B	N	\$ 172,400	\$ 92,590	\$ 79,810	\$ 1.5437	\$ 2.2845	\$ 1,188.34	\$ 1,969.62	\$ 211.03	\$ -	\$ 570.26	\$ 781.28	\$ 69.36	\$ 22.20	\$ 689.72
Kruszynski, Trisha M	53-01-41-709-419.000-008	1447	1B	N	\$ 163,100	\$ 89,335	\$ 73,765	\$ 1.5437	\$ 2.2845	\$ 1,098.32	\$ 1,820.45	\$ 195.05	\$ -	\$ 527.08	\$ 722.13	\$ 69.36	\$ 22.20	\$ 630.57

City of Bloomington

Area #1B: South-West Annexation Area - Tax Impacts Analysis

Note (1): This section shows the inc/(dec) in tax bills due to differences between township fire protection rates and the Monroe Fire Protection District fire rate

Owner Name	Parcel #	Waiver	Annexation Area	AG	2020 Pay 2021 Gross AV	2020 Pay 2021 Deductions /Exemptions	2020 Pay 2021 NAV	Pre-Annex 2020 Pay 2021 Prop Tax Rate	Post-Annex Prop Tax Rate	Pre-Annex Tax Bill	Post-Annex Tax Bill	Net Tax Bill Increase Due Solely to AV Growth (12% - Aggregate over 4 years)	Net Tax Bill Increase Due to Difference Between Fire Rates (1)	Net Tax Bill Increase Due to Annexation	Total Post-Annexation Net Tax Bill Increase	Benefit 1 Yearly Sewer Bill Savings (@ 4000 Gal/Month)	Benefit 2 Yearly Fire Protection (Water Surcharge) Savings	Post-Annex Tax Bill Inc/(Dec) Net of Benefits
Armes, Megan C & Matthew	53-01-41-709-420.000-008	1447	1B	N	\$ 163,100	\$ 89,335	\$ 73,765	\$ 1.5437	\$ 2.2845	\$ 1,098.32	\$ 1,820.45	\$ 195.05	\$ -	\$ 527.08	\$ 722.13	\$ 69.36	\$ 22.20	\$ 630.57
Wiley, Teri F	53-01-41-709-421.000-008	1447	1B	N	\$ 157,100	\$ -	\$ 157,100	\$ 1.5437	\$ 2.2845	\$ 2,425.16	\$ 3,688.48	\$ 395.19	\$ -	\$ 868.13	\$ 1,263.32	\$ 69.36	\$ 22.20	\$ 1,171.76
Holland, Bryan M	53-01-41-709-422.000-008	1447	1B	N	\$ 153,600	\$ 86,010	\$ 67,590	\$ 1.5437	\$ 2.2845	\$ 1,006.40	\$ 1,668.06	\$ 178.72	\$ -	\$ 482.93	\$ 661.66	\$ 69.36	\$ 22.20	\$ 570.10
Stokes, Thomas W & Susan K Lewis Stokes	53-01-41-709-423.000-008	1447	1B	N	\$ 160,800	\$ 88,530	\$ 72,270	\$ 1.5437	\$ 2.2845	\$ 1,076.08	\$ 1,783.54	\$ 191.09	\$ -	\$ 516.38	\$ 707.46	\$ 69.36	\$ 22.20	\$ 615.90
Capio, Roy M. & Jonnamarie W. Revocable Living Trust	53-01-41-709-424.000-008	1447	1B	N	\$ 170,200	\$ -	\$ 170,200	\$ 1.5437	\$ 2.2845	\$ 2,627.38	\$ 3,996.05	\$ 428.15	\$ -	\$ 940.52	\$ 1,368.67	\$ 69.36	\$ 22.20	\$ 1,277.11
McKay, Clinton D	53-01-41-709-425.000-008	1447	1B	N	\$ 189,400	\$ 98,540	\$ 90,860	\$ 1.5437	\$ 2.2845	\$ 1,352.88	\$ 2,219.27	\$ 237.78	\$ -	\$ 628.62	\$ 866.39	\$ 69.36	\$ 22.20	\$ 774.83
Desmond, Vincent E & Kristine A	53-01-41-709-426.000-008	1447	1B	N	\$ 167,100	\$ 90,735	\$ 76,365	\$ 1.5437	\$ 2.2845	\$ 1,137.04	\$ 1,884.62	\$ 201.93	\$ -	\$ 545.65	\$ 747.58	\$ 69.36	\$ 22.20	\$ 656.02
Kelmer, Michele	53-01-41-709-427.000-008	1447	1B	N	\$ 156,800	\$ 3,000	\$ 153,800	\$ 1.5437	\$ 2.2845	\$ 2,374.20	\$ 3,678.20	\$ 394.09	\$ -	\$ 909.91	\$ 1,304.00	\$ 69.36	\$ 22.20	\$ 1,212.44
Roth, Benjamin L	53-01-41-709-428.000-008	1447	1B	N	\$ 167,700	\$ 87,945	\$ 79,755	\$ 1.5437	\$ 2.2845	\$ 1,187.52	\$ 1,964.27	\$ 210.47	\$ -	\$ 566.28	\$ 776.75	\$ 69.36	\$ 22.20	\$ 685.19
Boone, Ben L	53-01-41-709-429.000-008	1447	1B	N	\$ 168,900	\$ 91,365	\$ 77,535	\$ 1.5437	\$ 2.2845	\$ 1,154.48	\$ 1,913.49	\$ 205.01	\$ -	\$ 553.99	\$ 759.01	\$ 69.36	\$ 22.20	\$ 667.45
Clayton, Kerri L & Kerrick, Phyllis J	53-01-41-709-430.000-008	1447	1B	N	\$ 156,400	\$ 96,470	\$ 59,930	\$ 1.5437	\$ 2.2845	\$ 293.46	\$ 1,479.03	\$ 158.48	\$ -	\$ 1,027.09	\$ 1,185.57	\$ 69.36	\$ 22.20	\$ 1,094.01
Weisheit, Shelia Y	53-01-41-709-432.000-008	1447	1B	N	\$ 147,400	\$ 83,840	\$ 63,560	\$ 1.5437	\$ 2.2845	\$ 946.40	\$ 1,568.60	\$ 168.06	\$ -	\$ 454.14	\$ 622.20	\$ 69.36	\$ 22.20	\$ 530.64
Hauk, Lawrence L	53-08-17-100-042.000-008		1B	N	\$ 136,300	\$ 75,755	\$ 60,545	\$ 1.5437	\$ 2.2845	\$ 906.42	\$ 1,502.36	\$ 160.96	\$ -	\$ 434.98	\$ 595.94	\$ 69.36	\$ 22.20	\$ 504.38
Daniel, Dianna L	53-08-17-104-005.000-008	1311	1B	N	\$ 143,900	\$ 82,615	\$ 61,285	\$ 1.5437	\$ 2.2845	\$ 912.52	\$ 1,512.44	\$ 162.04	\$ -	\$ 437.88	\$ 599.92	\$ 69.36	\$ 22.20	\$ 508.36
CPW Properties LLC	53-01-41-709-468.000-008	1447	1B	N	\$ 168,300	\$ -	\$ 168,300	\$ 1.5437	\$ 2.2845	\$ 2,598.04	\$ 3,951.44	\$ 423.37	\$ -	\$ 930.03	\$ 1,353.40	\$ -	\$ -	\$ 1,353.40
Cramer Real Estate, LLC	53-01-41-709-469.000-008	1447	1B	N	\$ 168,300	\$ -	\$ 168,300	\$ 1.5437	\$ 2.2845	\$ 2,598.04	\$ 3,951.44	\$ 423.37	\$ -	\$ 930.03	\$ 1,353.40	\$ -	\$ -	\$ 1,353.40
Cramer Real Estate, LLC	53-01-41-709-470.000-008	1447	1B	N	\$ 168,300	\$ -	\$ 168,300	\$ 1.5437	\$ 2.2845	\$ 2,598.04	\$ 3,951.44	\$ 423.37	\$ -	\$ 930.03	\$ 1,353.40	\$ -	\$ -	\$ 1,353.40
CPW Properties LLC	53-01-41-709-471.000-008	1447	1B	N	\$ 140,900	\$ -	\$ 140,900	\$ 1.5437	\$ 2.2845	\$ 2,175.08	\$ 3,308.13	\$ 354.44	\$ -	\$ 778.61	\$ 1,133.05	\$ -	\$ -	\$ 1,133.05
CPW Properties LLC	53-01-41-709-472.000-008	1447	1B	N	\$ 140,900	\$ -	\$ 140,900	\$ 1.5437	\$ 2.2845	\$ 2,175.08	\$ 3,308.13	\$ 354.44	\$ -	\$ 778.61	\$ 1,133.05	\$ -	\$ -	\$ 1,133.05
CPW Properties, LLC	53-01-41-709-473.000-008	1447	1B	N	\$ 140,900	\$ -	\$ 140,900	\$ 1.5437	\$ 2.2845	\$ 2,175.08	\$ 3,308.13	\$ 354.44	\$ -	\$ 778.61	\$ 1,133.05	\$ 69.36	\$ 22.20	\$ 1,041.49
CPW Properties LLC	53-01-41-709-474.000-008	1447	1B	N	\$ 145,900	\$ -	\$ 145,900	\$ 1.5437	\$ 2.2845	\$ 2,252.26	\$ 3,425.52	\$ 367.02	\$ -	\$ 806.24	\$ 1,173.26	\$ 69.36	\$ 22.20	\$ 1,081.70
CPW Properties LLC	53-01-41-709-475.000-008	1447	1B	N	\$ 168,300	\$ -	\$ 168,300	\$ 1.5437	\$ 2.2845	\$ 2,598.04	\$ 3,951.44	\$ 423.37	\$ -	\$ 930.03	\$ 1,353.40	\$ 69.36	\$ 22.20	\$ 1,261.84
CPW Properties LLC	53-01-41-709-476.000-008	1447	1B	N	\$ 165,800	\$ -	\$ 165,800	\$ 1.5437	\$ 2.2845	\$ 2,559.44	\$ 3,892.75	\$ 417.08	\$ -	\$ 916.23	\$ 1,333.31	\$ 69.36	\$ 22.20	\$ 1,241.75
CPW Properties LLC	53-01-41-709-477.000-008	1447	1B	N	\$ 168,300	\$ -	\$ 168,300	\$ 1.5437	\$ 2.2845	\$ 2,598.04	\$ 3,951.44	\$ 423.37	\$ -	\$ 930.03	\$ 1,353.40	\$ 69.36	\$ 22.20	\$ 1,261.84
CPW Properties LLC	53-01-41-709-478.000-008	1447	1B	N	\$ 168,300	\$ -	\$ 168,300	\$ 1.5437	\$ 2.2845	\$ 2,598.04	\$ 3,951.44	\$ 423.37	\$ -	\$ 930.03	\$ 1,353.40	\$ 69.36	\$ 22.20	\$ 1,261.84
CPW Properties LLC	53-01-41-709-479.000-008	1447	1B	N	\$ 168,300	\$ -	\$ 168,300	\$ 1.5437	\$ 2.2845	\$ 2,598.04	\$ 3,951.44	\$ 423.37	\$ -	\$ 930.03	\$ 1,353.40	\$ 69.36	\$ 22.20	\$ 1,261.84
CPW Properties LLC	53-01-41-709-480.000-008	1447	1B	N	\$ 168,300	\$ -	\$ 168,300	\$ 1.5437	\$ 2.2845	\$ 2,598.04	\$ 3,951.44	\$ 423.37	\$ -	\$ 930.03	\$ 1,353.40	\$ 69.36	\$ 22.20	\$ 1,261.84
CPW Properties LLC	53-01-41-709-481.000-008	1447	1B	N	\$ 140,900	\$ -	\$ 140,900	\$ 1.5437	\$ 2.2845	\$ 2,175.08	\$ 3,308.13	\$ 354.44	\$ -	\$ 778.61	\$ 1,133.05	\$ 69.36	\$ 22.20	\$ 1,041.49
CPW Properties LLC	53-01-41-709-482.000-008	1447	1B	N	\$ 140,900	\$ -	\$ 140,900	\$ 1.5437	\$ 2.2845	\$ 2,175.08	\$ 3,308.13	\$ 354.44	\$ -	\$ 778.61	\$ 1,133.05	\$ 69.36	\$ 22.20	\$ 1,041.49
Balson, Tyler Brian & Kelsey Anne	53-01-41-709-483.000-008	1447	1B	N	\$ 165,800	\$ 87,280	\$ 78,520	\$ 1.5437	\$ 2.2845	\$ 1,169.12	\$ 1,937.79	\$ 207.61	\$ -	\$ 561.06	\$ 768.67	\$ 69.36	\$ 22.20	\$ 677.11
CPW Properties LLC	53-01-41-709-484.000-008	1447	1B	N	\$ 168,300	\$ -	\$ 168,300	\$ 1.5437	\$ 2.2845	\$ 2,598.04	\$ 3,951.44	\$ 423.37	\$ -	\$ 930.03	\$ 1,353.40	\$ 69.36	\$ 22.20	\$ 1,261.84
CPW Properties LLC	53-01-41-709-485.000-008	1447	1B	N	\$ 140,900	\$ -	\$ 140,900	\$ 1.5437	\$ 2.2845	\$ 2,175.08	\$ 3,308.13	\$ 354.44	\$ -	\$ 778.61	\$ 1,133.05	\$ 69.36	\$ 22.20	\$ 1,041.49
CPW Properties LLC	53-01-41-709-486.000-008	1447	1B	N	\$ 140,900	\$ -	\$ 140,900	\$ 1.5437	\$ 2.2845	\$ 2,175.08	\$ 3,308.13	\$ 354.44	\$ -	\$ 778.61	\$ 1,133.05	\$ 69.36	\$ 22.20	\$ 1,041.49
Conrad, Ryan & Deanna	53-08-17-200-005.000-008		1B	N	\$ 273,600	\$ 118,430	\$ 155,170	\$ 1.5437	\$ 2.2845	\$ 2,320.72	\$ 3,481.86	\$ 373.05	\$ -	\$ 788.09	\$ 1,161.14	\$ 69.36	\$ 22.20	\$ 1,069.58
Ingram Rockport LLC	53-08-17-200-003.000-008		1B	N	\$ 241,700	\$ -	\$ 241,700	\$ 1.5437	\$ 2.2845	\$ 3,731.12	\$ 6,184.21	\$ 662.59	\$ -	\$ 1,790.49	\$ 2,453.09	\$ -	\$ -	\$ 2,453.09
Wangle, LLC	53-08-17-407-001.000-008		1B	N	\$ 145,600	\$ -	\$ 145,600	\$ 1.5437	\$ 2.2845	\$ 2,247.64	\$ 3,420.80	\$ 366.51	\$ -	\$ 806.64	\$ 1,173.16	\$ 69.36	\$ 14.76	\$ 1,089.04
Zaricki, N Ryan	53-08-17-407-028.000-008	2505	1B	N	\$ 35,500	\$ 3,000	\$ 32,500	\$ 1.5437	\$ 2.2845	\$ 501.70	\$ 831.55	\$ 89.10	\$ -	\$ 240.76	\$ 329.85	\$ -	\$ -	\$ 329.85
Calvary Missionary Baptist Church, an Arkansas non-profit corporation	53-08-17-400-020.000-008	2467	1B	N	\$ 645,000	\$ 645,000	\$ -	\$ 1.5437	\$ 2.2845	\$ -	\$ -	\$ -	\$ -	\$ -	\$ -	\$ -	\$ -	\$ -
Calderon, Stacy L Swan	53-08-17-102-054.000-008		1B	N	\$ 122,200	\$ 72,020	\$ 50,180	\$ 1.5437	\$ 2.2845	\$ 747.16	\$ 1,238.40	\$ 132.69	\$ -	\$ 358.54	\$ 491.24	\$ 69.36	\$ 22.20	\$ 399.68
Fairchild, Carl E	53-08-17-401-016.000-008		1B	N	\$ 82,000	\$ 74,880	\$ 7,120	\$ 1.5437	\$ 2.2845	\$ 106.00	\$ 108.12	\$ -	\$ -	\$ 2.12	\$ 2.12	\$ 69.36	\$ 22.20	\$ (89.44)
Duncan, Brandon	53-08-17-401-008.000-008		1B	N	\$ 92,300	\$ -	\$ 92,300	\$ 1.5437	\$ 2.2845	\$ 1,424.84	\$ 2,167.07	\$ 232.19	\$ -	\$ 510.04	\$ 742.23	\$ 69.36	\$ 22.20	\$ 650.67
Woodard, James H III	53-08-17-407-036.000-008		1B	N	\$ 18,200	\$ -	\$ 18,200	\$ 1.5437	\$ 2.2845	\$ 280.96	\$ 427.31	\$ 45.78	\$ -	\$ 100.57	\$ 146.35	\$ 69.36	\$ 14.76	\$ 62.23
Emerson, Heather	53-01-41-709-433.000-008	1447	1B	N	\$ 160,400	\$ 113,350	\$ 47,050	\$ 1.5437	\$ 2.2845	\$ 700.56	\$ 1,161.16	\$ 124.41	\$ -	\$ 336.19	\$ 460.60	\$ 69.36	\$ 22.20	\$ 369.04
White, Rosalie Ann	53-01-41-709-434.000-008	1447	1B	N	\$ 168,300	\$ 102,155	\$ 66,145	\$ 1.5437	\$ 2.2845	\$ 530.80	\$ 541.42	\$ -	\$ -	\$ 10.62	\$ 10.62	\$ 69.36	\$ 22.20	\$ (80.94)
Jeffers, Gregory A	53-01-41-709-435.000-008	1447	1B	N	\$ 147,400	\$ 83,840	\$ 63,560	\$ 1.5437	\$ 2.2845	\$ 946.40	\$ 1,568.60	\$ 168.06	\$ -	\$ 454.14	\$ 622.20	\$ 69.36	\$ 22.20	\$ 530.64
Pape, Sarah A	53-01-41-709-436.000-008	1447	1B	N	\$ 165,200	\$ 90,070	\$ 75,130	\$ 1.5437	\$ 2.2845	\$ 1,118.66	\$ 1,854.15	\$ 198.67	\$ -	\$ 536.82	\$ 735.49	\$ 69.36	\$ 22.20	\$ 643.93
Deibel, Alex T	53-01-41-709-437.000-008	1447	1B	N	\$ 159,000	\$ 87,900	\$ 71,100	\$ 1.5437	\$ 2.2845	\$ 1,058.64	\$ 1,754.68	\$ 188.00	\$ -	\$ 508.04	\$ 696.04	\$ 69.36	\$ 22.20	\$ 604.48
Scott, Alicia L	53-01-41-709-438.000-008	1447	1B	N	\$ 159,000	\$ 87,900	\$ 71,100	\$ 1.5437	\$ 2.2845	\$ 1,058.64	\$ 1,754.68	\$ 188.00	\$ -	\$ 508.04	\$ 696.04	\$ 69.36	\$ 22.20	\$ 604.48
Ahmetovic, Dzejna	53-01-41-709-439.000-008	1447	1B	N	\$ 154,000	\$ 86,150	\$ 67,850	\$ 1.5437	\$ 2.2845	\$ 1,010.26	\$ 1,674.47	\$ 179.41	\$ -	\$ 484.80	\$ 664.21	\$ 69.36	\$ 22.20	\$ 572.65
Flott, Julie A	53-01-41-709-440.000-008	1447	1B	N	\$ 158,500	\$ 84,725	\$ 73,775	\$ 1.5437	\$ 2.2845	\$ 1,098.48	\$ 1,820.70	\$ 195.07	\$ -	\$ 527.14	\$ 722.22	\$ 69.36	\$ 22.20	\$ 630.66
Church, Curtis	53-01-41-709-441.000-008	1447	1B	N	\$ 155,500	\$ 86,675	\$ 68,825	\$ 1.5437	\$ 2.2845	\$ 1,024.78	\$ 1,698.54	\$ 181.99	\$ -	\$ 491.77	\$ 673.76	\$ 69.36	\$ 22.20	\$ 582.20

City of Bloomington

Area #1B: South-West Annexation Area - Tax Impacts Analysis



Note (1): This section shoes the inc/(dec) in tax bills due to differences between township fire protection rates and the Monroe Fire Protection District fire rate

Owner Name	Parcel #	Waiver	Annexation Area	AG	2020 Pay 2021 Gross AV	2020 Pay 2021 Deductions /Exemptions	2020 Pay 2021 NAV	Pre-Annex 2020 Pay 2021 Prop Tax Rate	Post-Annex Prop Tax Rate	Pre-Annex Tax Bill	Post-Annex Tax Bill	Net Tax Bill Increase Due Solely to AV Growth (12% - Aggregate over 4 years)	Net Tax Bill Increase Due to Difference Between Fire Rates (1)	Net Tax Bill Increase Due to Annexation	Total Post-Annexation Net Tax Bill Increase	Benefit 1 Yearly Sewer Bill Savings (@ 4000 Gal/Month)	Benefit 2 Yearly Fire Protection (Water Surcharge) Savings	Post-Annex Tax Bill Inc/(Dec) Net of Benefits
Keough, Dawn M	53-01-41-709-442.000-008	1447	1B	N	\$ 155,500	\$ 86,675	\$ 68,825	\$ 1.5437	\$ 2.2845	\$ 1,024.78	\$ 1,698.54	\$ 181.99	\$ -	\$ 491.77	\$ 673.76	\$ 69.36	\$ 22.20	\$ 582.20
Wisley, Victoria Elizabeth	53-01-41-709-443.000-008	1447	1B	N	\$ 157,300	\$ 87,305	\$ 69,995	\$ 1.5437	\$ 2.2845	\$ 1,042.20	\$ 1,727.41	\$ 185.07	\$ -	\$ 500.13	\$ 685.21	\$ 69.36	\$ 22.20	\$ 593.65
Arnold, Lindsey S	53-01-41-709-444.000-008	1447	1B	N	\$ 167,600	\$ 90,910	\$ 76,690	\$ 1.5437	\$ 2.2845	\$ 1,141.88	\$ 1,892.64	\$ 202.79	\$ -	\$ 547.97	\$ 750.76	\$ 69.36	\$ 22.20	\$ 659.20
New Richland 2 Inc	53-01-41-709-445.000-008	1447	1B	N	\$ 162,300	\$ -	\$ 162,300	\$ 1.5437	\$ 2.2845	\$ 3,810.57	\$ 408.28	\$ -	\$ -	\$ 896.85	\$ 1,305.13	\$ 69.36	\$ 22.20	\$ 1,213.57
Gamberg, Cheryl R., & Duane V.	53-01-41-709-446.000-008	1447	1B	N	\$ 161,400	\$ 3,000	\$ 158,400	\$ 1.5437	\$ 2.2845	\$ 2,445.22	\$ 3,786.20	\$ 405.66	\$ -	\$ 935.32	\$ 1,340.98	\$ 69.36	\$ 22.20	\$ 1,249.42
Cox, Joyce	53-01-41-709-447.000-008	1447	1B	N	\$ 162,900	\$ 89,265	\$ 73,635	\$ 1.5437	\$ 2.2845	\$ 1,096.40	\$ 1,817.23	\$ 194.70	\$ -	\$ 526.13	\$ 720.83	\$ 69.36	\$ 22.20	\$ 629.27
Pogue, Chandler	53-01-41-709-448.000-008	1447	1B	N	\$ 170,400	\$ 91,890	\$ 78,510	\$ 1.5437	\$ 2.2845	\$ 1,169.00	\$ 1,937.55	\$ 207.59	\$ -	\$ 560.96	\$ 768.55	\$ 69.36	\$ 22.20	\$ 676.99
Buck, Sheila D	53-01-41-709-449.000-008	1447	1B	N	\$ 170,400	\$ 91,890	\$ 78,510	\$ 1.5437	\$ 2.2845	\$ 1,169.00	\$ 1,937.55	\$ 207.59	\$ -	\$ 560.96	\$ 768.55	\$ 69.36	\$ 22.20	\$ 676.99
Carter, Sarah C	53-01-41-709-450.000-008	1447	1B	N	\$ 162,900	\$ 89,265	\$ 73,635	\$ 1.5437	\$ 2.2845	\$ 1,096.40	\$ 1,817.23	\$ 194.70	\$ -	\$ 526.13	\$ 720.83	\$ 69.36	\$ 22.20	\$ 629.27
Key, Terry L & Barbara J	53-01-41-709-451.000-008	1447	1B	N	\$ 167,900	\$ 91,015	\$ 76,885	\$ 1.5437	\$ 2.2845	\$ 1,144.80	\$ 1,897.45	\$ 203.29	\$ -	\$ 549.36	\$ 752.65	\$ 69.36	\$ 22.20	\$ 661.09
Board Of Commissioners Of Monroe Co	53-08-16-200-068.000-009		1B	N	\$ -	\$ -	\$ -	\$ 2.0669	\$ 2.0675	\$ -	\$ -	\$ -	\$ -	\$ -	\$ -	\$ -	\$ -	\$ -
Moore, Kelly Ann	53-08-17-100-035.000-008	1011	1B	N	\$ 132,800	\$ -	\$ 132,800	\$ 1.5437	\$ 2.2845	\$ 2,050.04	\$ 3,118.59	\$ 334.13	\$ -	\$ 734.41	\$ 1,068.55	\$ 69.36	\$ 14.76	\$ 984.43
Suozzi, Margaret; Harris, Betty; Cadwell, Mary Jane; & Bush, Tom R	53-08-19-200-031.000-008		1B	Y	\$ 209,000	\$ 66,910	\$ 142,090	\$ 1.5437	\$ 2.2845	\$ 2,171.16	\$ 2,171.16	\$ 1,427.49	\$ -	\$ -	\$ 1,427.49	\$ -	\$ -	\$ 1,427.49
Phillips, Robert Scott	53-08-17-301-111.000-008	1599	1B	N	\$ 189,800	\$ 98,505	\$ 91,295	\$ 1.5437	\$ 2.2845	\$ 1,359.36	\$ 2,218.62	\$ 237.70	\$ -	\$ 621.56	\$ 859.26	\$ 69.36	\$ 22.20	\$ 767.70
Meisenheimer, Calvin L	53-08-17-301-030.000-008	1599	1B	N	\$ 164,900	\$ 89,965	\$ 74,935	\$ 1.5437	\$ 2.2845	\$ 1,115.76	\$ 1,849.32	\$ 198.14	\$ -	\$ 535.42	\$ 733.56	\$ 69.36	\$ 22.20	\$ 642.00
Cornett, Joshua & Kelly B	53-08-17-301-025.000-008	1599	1B	N	\$ 196,800	\$ 101,130	\$ 95,670	\$ 1.5437	\$ 2.2845	\$ 1,424.48	\$ 2,307.34	\$ 247.21	\$ -	\$ 635.65	\$ 882.86	\$ 69.36	\$ 22.20	\$ 791.30
Arthur, Samuel Ray & Katherine Rhue	53-08-17-301-029.000-008	1599	1B	N	\$ 222,100	\$ 109,985	\$ 112,115	\$ 1.5437	\$ 2.2845	\$ 1,669.36	\$ 2,608.45	\$ 279.48	\$ -	\$ 659.61	\$ 939.09	\$ 69.36	\$ 22.20	\$ 847.53
Li, Moyan	53-08-17-301-040.000-008	1599	1B	N	\$ 166,400	\$ 87,490	\$ 78,910	\$ 1.5437	\$ 2.2845	\$ 1,174.94	\$ 1,947.42	\$ 208.65	\$ -	\$ 563.84	\$ 772.48	\$ 69.36	\$ 22.20	\$ 680.92
Voyles, Robert K & Brenda D	53-08-17-301-032.000-008	1599	1B	N	\$ 178,100	\$ -	\$ 178,100	\$ 1.5437	\$ 2.2845	\$ 2,749.32	\$ 4,181.53	\$ 448.02	\$ -	\$ 984.19	\$ 1,432.21	\$ 69.36	\$ 22.20	\$ 1,340.65
Perkins, Kyle A; Richardson, Ellen M	53-08-17-301-066.000-008	1599	1B	N	\$ 201,400	\$ 102,740	\$ 98,660	\$ 1.5437	\$ 2.2845	\$ 1,469.00	\$ 2,362.09	\$ 253.08	\$ -	\$ 640.01	\$ 893.09	\$ -	\$ -	\$ 893.09
Ondersma, Joel B & Gabrielle M	53-08-17-100-300.444-008	1599	1B	N	\$ 212,600	\$ 106,660	\$ 105,940	\$ 1.5437	\$ 2.2845	\$ 1,577.40	\$ 2,495.39	\$ 267.37	\$ -	\$ 650.62	\$ 917.99	\$ 69.36	\$ 22.20	\$ 826.43
Mutai, Martin Kipng'eno & Jessica Rae Peterson	53-08-17-100-300.445-008	1599	1B	N	\$ 311,500	\$ 141,100	\$ 170,400	\$ 1.5437	\$ 2.2845	\$ 2,537.20	\$ 3,666.99	\$ 392.89	\$ -	\$ 736.90	\$ 1,129.79	\$ 69.36	\$ 22.20	\$ 1,038.23
Packard, Mitchell H & Molly M	53-08-17-100-300.446-008	1599	1B	N	\$ 297,300	\$ 136,305	\$ 160,995	\$ 1.5437	\$ 2.2845	\$ 2,397.16	\$ 3,503.39	\$ 375.36	\$ -	\$ 730.88	\$ 1,106.23	\$ 69.36	\$ 22.20	\$ 1,014.67
The Highland Homeowner's Association Inc.	53-08-17-100-300.448-008	1599	1B	N	\$ -	\$ -	\$ -	\$ 1.5437	\$ 2.2845	\$ -	\$ -	\$ -	\$ -	\$ -	\$ -	\$ -	\$ -	\$ -
The Highland Homeowner's Association Inc.	53-08-17-100-300.449-008	1599	1B	N	\$ -	\$ -	\$ -	\$ 1.5437	\$ 2.2845	\$ -	\$ -	\$ -	\$ -	\$ -	\$ -	\$ -	\$ -	\$ -
Bult, Derek R & Brianna M	53-08-17-100-300.377-008	1599	1B	N	\$ 315,000	\$ 142,500	\$ 172,500	\$ 1.5437	\$ 2.2845	\$ 2,568.46	\$ 3,714.05	\$ 397.93	\$ -	\$ 747.66	\$ 1,145.59	\$ -	\$ -	\$ 1,145.59
Marru, Suresh & Sriatha	53-08-17-100-300.379-008	1599	1B	N	\$ 332,000	\$ 148,450	\$ 183,550	\$ 1.5437	\$ 2.2845	\$ 2,733.00	\$ 3,916.37	\$ 419.61	\$ -	\$ 763.76	\$ 1,183.37	\$ 69.36	\$ 22.20	\$ 1,091.81
Schaeffer, Jeremy R & Manda R	53-08-17-301-093.380-008	1599	1B	N	\$ 298,400	\$ 136,690	\$ 161,710	\$ 1.5437	\$ 2.2845	\$ 2,407.80	\$ 3,516.49	\$ 376.76	\$ -	\$ 731.93	\$ 1,108.69	\$ 69.36	\$ 22.20	\$ 1,017.13
Hedrick, Michael Bates & Dana Nicole Cahill	53-08-17-301-093.381-008	1599	1B	N	\$ 264,500	\$ 121,825	\$ 142,675	\$ 1.5437	\$ 2.2845	\$ 2,124.36	\$ 3,116.28	\$ 333.89	\$ -	\$ 658.04	\$ 991.92	\$ 69.36	\$ 22.20	\$ 900.36
Rajamani, Elan & Premarani	53-08-17-301-093.382-008	1599	1B	N	\$ 291,200	\$ 134,170	\$ 157,030	\$ 1.5437	\$ 2.2845	\$ 2,338.12	\$ 3,430.81	\$ 367.59	\$ -	\$ 725.10	\$ 1,092.69	\$ 69.36	\$ 22.20	\$ 1,001.13
Morris, Roger & Jianing	53-08-17-301-093.383-008	1599	1B	N	\$ 322,200	\$ 142,020	\$ 180,180	\$ 1.5437	\$ 2.2845	\$ 2,682.80	\$ 3,802.98	\$ 407.47	\$ -	\$ 712.71	\$ 1,120.18	\$ 69.36	\$ 22.20	\$ 1,028.62
Morris, David Michael	53-08-17-301-093.384-008	1599	1B	N	\$ 233,000	\$ 113,800	\$ 119,200	\$ 1.5437	\$ 2.2845	\$ 1,774.84	\$ 2,738.16	\$ 293.37	\$ -	\$ 669.95	\$ 963.32	\$ 69.36	\$ 22.20	\$ 871.76
Fitzsimmons, Tyler & Danielle	53-08-17-301-093.385-008	1599	1B	N	\$ 331,700	\$ 148,345	\$ 183,355	\$ 1.5437	\$ 2.2845	\$ 2,730.08	\$ 3,912.81	\$ 419.24	\$ -	\$ 763.49	\$ 1,182.73	\$ 69.36	\$ 22.20	\$ 1,091.17
Mechinus, Jesse R & Crystal R	53-08-17-301-093.386-008	1599	1B	N	\$ 253,100	\$ 120,835	\$ 132,265	\$ 1.5437	\$ 2.2845	\$ 1,969.36	\$ 2,977.38	\$ 319.01	\$ -	\$ 689.01	\$ 1,008.02	\$ 69.36	\$ 22.20	\$ 916.46
Fleck, Stuart Lee & Cassandra L	53-08-17-301-093.387-008	1599	1B	N	\$ 100	\$ 50	\$ 50	\$ 1.5437	\$ 2.2845	\$ 0.76	\$ 1.28	\$ 0.14	\$ -	\$ 0.38	\$ 0.52	\$ 69.36	\$ 22.20	\$ (91.04)
Roundtree, Vernard	53-08-17-301-093.388-008	1599	1B	N	\$ 100	\$ 100	\$ -	\$ 1.5437	\$ 2.2845	\$ -	\$ -	\$ -	\$ -	\$ -	\$ -	\$ 69.36	\$ 22.20	\$ (91.56)
Borman, James & Laurie	53-08-17-301-065.000-008	1599	1B	N	\$ 168,500	\$ 91,225	\$ 77,275	\$ 1.5437	\$ 2.2845	\$ 1,150.60	\$ 1,907.07	\$ 204.33	\$ -	\$ 552.14	\$ 756.47	\$ 69.36	\$ 22.20	\$ 664.91
Huntington, Brian P & Lyn M	53-08-17-301-031.000-008	1599	1B	N	\$ 203,900	\$ -	\$ 203,900	\$ 1.5437	\$ 2.2845	\$ 3,147.60	\$ 4,787.28	\$ 512.92	\$ -	\$ 1,126.76	\$ 1,639.68	\$ 69.36	\$ 22.20	\$ 1,548.12
Deckard, Michael J & Sally K	53-08-17-301-028.000-008	1599	1B	N	\$ 188,500	\$ 98,225	\$ 90,275	\$ 1.5437	\$ 2.2845	\$ 1,344.16	\$ 2,208.57	\$ 236.63	\$ -	\$ 627.77	\$ 864.41	\$ 69.36	\$ 22.20	\$ 772.85
AMH 2014-3 Borrower LLC	53-08-17-301-080.000-008	1599	1B	N	\$ 208,000	\$ -	\$ 208,000	\$ 1.5437	\$ 2.2845	\$ 3,210.90	\$ 4,883.54	\$ 523.24	\$ -	\$ 1,149.40	\$ 1,672.64	\$ 69.36	\$ 22.20	\$ 1,581.08
Lacania, Larry	53-08-17-301-191.000-008	1599	1B	N	\$ 227,300	\$ 111,805	\$ 115,495	\$ 1.5437	\$ 2.2845	\$ 1,719.68	\$ 2,670.32	\$ 286.10	\$ -	\$ 664.54	\$ 950.64	\$ 69.36	\$ 22.20	\$ 859.08
Leturgez, Michael D & Traci L	53-08-17-301-159.000-008	1599	1B	N	\$ 190,300	\$ 98,855	\$ 91,445	\$ 1.5437	\$ 2.2845	\$ 1,361.58	\$ 2,229.98	\$ 238.92	\$ -	\$ 629.48	\$ 868.40	\$ 69.36	\$ 22.20	\$ 776.84
Davis, Shawn Ray	53-08-17-301-105.000-008	1599	1B	N	\$ 179,000	\$ 94,900	\$ 84,100	\$ 1.5437	\$ 2.2845	\$ 1,252.22	\$ 2,075.51	\$ 222.38	\$ -	\$ 600.92	\$ 823.29	\$ 69.36	\$ 22.20	\$ 731.73
Chanley, Luke W	53-08-17-301-034.000-008	1599	1B	N	\$ 164,500	\$ 89,825	\$ 74,675	\$ 1.5437	\$ 2.2845	\$ 1,111.88	\$ 1,842.90	\$ 197.45	\$ -	\$ 533.57	\$ 731.02	\$ 69.36	\$ 22.20	\$ 639.46
McCaffery, Kevin W	53-08-17-301-055.000-008	1599	1B	N	\$ 215,500	\$ 107,675	\$ 107,825	\$ 1.5437	\$ 2.2845	\$ 1,605.48	\$ 2,529.90	\$ 271.06	\$ -	\$ 653.36	\$ 924.42	\$ 69.36	\$ 22.20	\$ 832.86
AMH 2014-2 Borrower, LLC	53-08-17-301-021.000-008	1599	1B	N	\$ 171,900	\$ -	\$ 171,900	\$ 1.5437	\$ 2.2845	\$ 2,653.62	\$ 4,035.96	\$ 432.42	\$ -	\$ 949.92	\$ 1,382.34	\$ 69.36	\$ 22.20	\$ 1,290.78
Maxwell, Carol Ann	53-08-17-301-035.000-008	1599	1B	N	\$ 190,900	\$ 99,065	\$ 91,835	\$ 1.5437	\$ 2.2845	\$ 1,367.40	\$ 2,237.13	\$ 239.69	\$ -	\$ 630.04	\$ 869.73	\$ 69.36	\$ 22.20	\$ 778.17
Boyer, David G	53-08-17-301-078.000-008	1599	1B	N	\$ 199,700	\$ 102,145	\$ 97,555	\$ 1.5437	\$ 2.2845	\$ 1,452.56	\$ 2,341.87	\$ 250.92	\$ -	\$ 638.39	\$ 889.31	\$ 69.36	\$ 22.20	\$ 797.75
Almarmouri, Amjad & Abeer Alzubi	53-08-17-301-077.000-008	1599	1B	N	\$ 205,700	\$ 101,245	\$ 104,455	\$ 1.5437	\$ 2.2845	\$ 1,555.28	\$ 2,416.51	\$ 258.92	\$ -	\$ 602.31	\$ 861.23	\$ 69.36	\$ 22.20	\$ 769.67

City of Bloomington

Area #1B: South-West Annexation Area - Tax Impacts Analysis

Note (1): This section shoes the inc/(dec) in tax bills due to differences between township fire protection rates and the Monroe Fire Protection District fire rate

Owner Name	Parcel #	Waiver	Annexation Area	AG	2020 Pay 2021 Gross AV	2020 Pay 2021 Deductions /Exemptions	2020 Pay 2021 NAV	Pre-Annex 2020 Pay 2021 Prop Tax Rate	Post-Annex Prop Tax Rate	Pre-Annex Tax Bill	Post-Annex Tax Bill	Net Tax Bill Increase Due Solely to AV Growth (12% - Aggregate over 4 years)	Net Tax Bill Increase Due to Difference Between Fire Rates (1)	Net Tax Bill Increase Due to Annexation	Total Post-Annexation Net Tax Bill Increase	Benefit 1 Yearly Sewer Bill Savings (@ 4000 Gal/Month)	Benefit 2 Yearly Fire Protection (Water Surcharge) Savings	Post-Annex Tax Bill Inc/(Dec) Net of Benefits
Bidwell-Smith, Andrea K.	53-08-17-301-061.000-008	1599	1B	N	\$ 185,700	\$ 97,245	\$ 88,455	\$ 1.5437	\$ 2.2845	\$ 1,317.06	\$ 2,175.25	\$ 233.07	\$ -	\$ 625.12	\$ 858.19	\$ 69.36	\$ 22.20	\$ 766.63
Swyers, Howard & Donna	53-08-17-301-054.000-008	1599	1B	N	\$ 192,300	\$ 99,555	\$ 92,745	\$ 1.5437	\$ 2.2845	\$ 1,380.92	\$ 2,253.78	\$ 241.47	\$ -	\$ 631.39	\$ 872.86	\$ 69.36	\$ 22.20	\$ 781.30
Dhanawade, Rosh Joshua & Amber Lynn	53-08-17-301-022.000-008	1599	1B	N	\$ 186,900	\$ 97,665	\$ 89,235	\$ 1.5437	\$ 2.2845	\$ 1,328.68	\$ 2,189.52	\$ 234.59	\$ -	\$ 626.25	\$ 860.84	\$ 69.36	\$ 22.20	\$ 769.28
Hood, Betty J Irrevocable Trust	53-08-17-102-036.000-008		1B	N	\$ 162,200	\$ 100,020	\$ 62,180	\$ 1.5437	\$ 2.2845	\$ 552.28	\$ 563.33	\$ -	\$ -	\$ 11.05	\$ 11.05	\$ 69.36	\$ 14.76	\$ (73.07)
Sheck, Aaron D & Lucrecia	53-08-17-100-033.000-008		1B	N	\$ 130,800	\$ 77,260	\$ 53,540	\$ 1.5437	\$ 2.2845	\$ 797.20	\$ 1,321.31	\$ 141.57	\$ -	\$ 382.54	\$ 524.11	\$ 69.36	\$ 22.20	\$ 432.55
Hosey, Timothy & Mary Sue	53-08-17-104-021.000-008	1316	1B	N	\$ 143,300	\$ 81,005	\$ 62,295	\$ 1.5437	\$ 2.2845	\$ 928.10	\$ 1,538.28	\$ 164.81	\$ -	\$ 445.37	\$ 610.18	\$ 69.36	\$ 22.20	\$ 518.62
Quality Realty & Dev LLC	53-08-17-407-032.000-008	1212	1B	N	\$ 103,300	\$ -	\$ 103,300	\$ 1.5437	\$ 2.2845	\$ 1,594.64	\$ 2,425.34	\$ 259.86	\$ -	\$ 570.84	\$ 830.70	\$ 69.36	\$ 22.20	\$ 739.14
Braunlin, Linda L Revocable Trust	53-08-17-100-016.000-008	1013	1B	N	\$ 105,500	\$ -	\$ 105,500	\$ 1.5437	\$ 2.2845	\$ 1,628.60	\$ 2,505.23	\$ 268.42	\$ -	\$ 608.21	\$ 876.63	\$ 69.36	\$ 22.20	\$ 785.07
Ross, Joseph S Trust	53-08-17-102-044.000-008		1B	N	\$ 164,400	\$ -	\$ 164,400	\$ 1.5437	\$ 2.2845	\$ 2,537.84	\$ 3,859.88	\$ 413.56	\$ -	\$ 908.48	\$ 1,322.04	\$ 69.36	\$ 14.76	\$ 1,237.92
Gupta, Daniel	53-08-17-100-043.000-008		1B	N	\$ 118,100	\$ -	\$ 118,100	\$ 1.5437	\$ 2.2845	\$ 1,823.12	\$ 2,772.82	\$ 297.09	\$ -	\$ 652.61	\$ 949.70	\$ 69.36	\$ 22.20	\$ 858.14
Gupta, Daniel	53-08-17-100-014.000-008	1012	1B	N	\$ 142,700	\$ -	\$ 142,700	\$ 1.5437	\$ 2.2845	\$ 2,202.86	\$ 3,370.62	\$ 361.14	\$ -	\$ 806.63	\$ 1,167.76	\$ -	\$ -	\$ 1,167.76
Gupta, Daniel	53-08-17-100-029.000-008		1B	N	\$ 1,700	\$ -	\$ 1,700	\$ 1.5437	\$ 2.2845	\$ 26.24	\$ 43.50	\$ 4.66	\$ -	\$ 12.60	\$ 17.26	\$ -	\$ -	\$ 17.26
Gupta, Daniel	53-08-17-100-028.000-008		1B	N	\$ 111,600	\$ -	\$ 111,600	\$ 1.5437	\$ 2.2845	\$ 1,722.76	\$ 2,620.21	\$ 280.74	\$ -	\$ 616.71	\$ 897.45	\$ -	\$ -	\$ 897.45
Spoolstra, Diana G & James A	53-08-17-102-080.000-008		1B	N	\$ 149,100	\$ 81,435	\$ 67,665	\$ 1.5437	\$ 2.2845	\$ 1,007.50	\$ 1,669.91	\$ 178.92	\$ -	\$ 483.49	\$ 662.41	\$ 69.36	\$ 22.20	\$ 570.85
Indiana Limestone Acquisitions LLC	53-08-16-200-039.000-008		1B	Y	\$ 400	\$ -	\$ 400	\$ 1.5437	\$ 2.2845	\$ 6.17	\$ 6.17	\$ 3.22	\$ -	\$ -	\$ 3.22	\$ -	\$ -	\$ 3.22
Hickman, Scott K & Angela D	53-08-17-102-035.000-008		1B	N	\$ 183,300	\$ 93,405	\$ 89,895	\$ 1.5437	\$ 2.2845	\$ 1,338.50	\$ 2,149.91	\$ 230.34	\$ -	\$ 581.07	\$ 811.41	\$ 69.36	\$ 14.76	\$ 727.29
Kraus, Charles A & Jane F; Kraus, Jeffrey Alan	53-08-17-104-009.000-008	1317	1B	N	\$ 148,200	\$ 98,120	\$ 50,080	\$ 1.5437	\$ 2.2845	\$ 679.08	\$ 692.66	\$ -	\$ -	\$ 13.58	\$ 13.58	\$ 69.36	\$ 22.20	\$ (77.98)
Lester, Nicholas	53-01-41-709-452.000-008	1447	1B	N	\$ 163,800	\$ 86,580	\$ 77,220	\$ 1.5437	\$ 2.2845	\$ 1,149.78	\$ 1,905.70	\$ 204.17	\$ -	\$ 551.75	\$ 755.92	\$ 69.36	\$ 22.20	\$ 664.36
Rivera, Luis E Ramirez	53-01-41-709-453.000-008	1447	1B	N	\$ 139,400	\$ 81,040	\$ 58,360	\$ 1.5437	\$ 2.2845	\$ 868.96	\$ 1,440.27	\$ 154.31	\$ -	\$ 417.00	\$ 571.31	\$ -	\$ -	\$ 571.31
CPW Properties LLC	53-01-41-709-454.000-008	1447	1B	N	\$ 140,900	\$ -	\$ 140,900	\$ 1.5437	\$ 2.2845	\$ 2,175.08	\$ 3,308.13	\$ 354.44	\$ -	\$ 778.61	\$ 1,133.05	\$ -	\$ -	\$ 1,133.05
CPW Properties LLC	53-01-41-709-455.000-008	1447	1B	N	\$ 139,400	\$ -	\$ 139,400	\$ 1.5437	\$ 2.2845	\$ 2,151.92	\$ 3,272.91	\$ 350.67	\$ -	\$ 770.32	\$ 1,120.99	\$ -	\$ -	\$ 1,120.99
CPW Properties LLC	53-01-41-709-456.000-008	1447	1B	N	\$ 140,900	\$ -	\$ 140,900	\$ 1.5437	\$ 2.2845	\$ 2,175.08	\$ 3,308.13	\$ 354.44	\$ -	\$ 778.61	\$ 1,133.05	\$ -	\$ -	\$ 1,133.05
CPW Properties LLC	53-01-41-709-457.000-008	1447	1B	N	\$ 168,300	\$ -	\$ 168,300	\$ 1.5437	\$ 2.2845	\$ 2,598.04	\$ 3,951.44	\$ 423.37	\$ -	\$ 930.03	\$ 1,353.40	\$ -	\$ -	\$ 1,353.40
CPW Properties LLC	53-01-41-709-458.000-008	1447	1B	N	\$ 168,300	\$ -	\$ 168,300	\$ 1.5437	\$ 2.2845	\$ 2,598.04	\$ 3,951.44	\$ 423.37	\$ -	\$ 930.03	\$ 1,353.40	\$ -	\$ -	\$ 1,353.40
CPW Properties LLC	53-01-41-709-459.000-008	1447	1B	N	\$ 168,300	\$ -	\$ 168,300	\$ 1.5437	\$ 2.2845	\$ 2,598.04	\$ 3,951.44	\$ 423.37	\$ -	\$ 930.03	\$ 1,353.40	\$ -	\$ -	\$ 1,353.40
CPW Properties LLC	53-01-41-709-460.000-008	1447	1B	N	\$ 168,300	\$ -	\$ 168,300	\$ 1.5437	\$ 2.2845	\$ 2,598.04	\$ 3,951.44	\$ 423.37	\$ -	\$ 930.03	\$ 1,353.40	\$ -	\$ -	\$ 1,353.40
CPW Properties LLC	53-01-41-709-461.000-008	1447	1B	N	\$ 140,900	\$ -	\$ 140,900	\$ 1.5437	\$ 2.2845	\$ 2,175.08	\$ 3,308.13	\$ 354.44	\$ -	\$ 778.61	\$ 1,133.05	\$ -	\$ -	\$ 1,133.05
CPW Properties LLC	53-01-41-709-462.000-008	1447	1B	N	\$ 140,900	\$ -	\$ 140,900	\$ 1.5437	\$ 2.2845	\$ 2,175.08	\$ 3,308.13	\$ 354.44	\$ -	\$ 778.61	\$ 1,133.05	\$ -	\$ -	\$ 1,133.05
CPW Properties LLC	53-01-41-709-463.000-008	1447	1B	N	\$ 140,900	\$ -	\$ 140,900	\$ 1.5437	\$ 2.2845	\$ 2,175.08	\$ 3,308.13	\$ 354.44	\$ -	\$ 778.61	\$ 1,133.05	\$ -	\$ -	\$ 1,133.05
CPW Properties LLC	53-01-41-709-464.000-008	1447	1B	N	\$ 140,900	\$ -	\$ 140,900	\$ 1.5437	\$ 2.2845	\$ 2,175.08	\$ 3,308.13	\$ 354.44	\$ -	\$ 778.61	\$ 1,133.05	\$ -	\$ -	\$ 1,133.05
CPW Properties LLC	53-01-41-709-465.000-008	1447	1B	N	\$ 168,300	\$ -	\$ 168,300	\$ 1.5437	\$ 2.2845	\$ 2,598.04	\$ 3,951.44	\$ 423.37	\$ -	\$ 930.03	\$ 1,353.40	\$ -	\$ -	\$ 1,353.40
CPW Properties LLC	53-01-41-709-466.000-008	1447	1B	N	\$ 168,300	\$ -	\$ 168,300	\$ 1.5437	\$ 2.2845	\$ 2,598.04	\$ 3,951.44	\$ 423.37	\$ -	\$ 930.03	\$ 1,353.40	\$ -	\$ -	\$ 1,353.40
CPW Properties LLC	53-01-41-709-467.000-008	1447	1B	N	\$ 168,300	\$ -	\$ 168,300	\$ 1.5437	\$ 2.2845	\$ 2,598.04	\$ 3,951.44	\$ 423.37	\$ -	\$ 930.03	\$ 1,353.40	\$ -	\$ -	\$ 1,353.40
Hoke, Charles R	53-08-17-100-300.407-008	1599	1B	N	\$ 254,800	\$ 118,430	\$ 136,370	\$ 1.5437	\$ 2.2845	\$ 2,030.48	\$ 3,000.84	\$ 321.51	\$ -	\$ 648.84	\$ 970.36	\$ -	\$ -	\$ 970.36
Taylor, Jared Ross & Shanda	53-08-17-100-300.408-008	1599	1B	N	\$ 342,900	\$ 151,040	\$ 191,860	\$ 1.5437	\$ 2.2845	\$ 2,857.00	\$ 4,020.46	\$ 430.76	\$ -	\$ 732.70	\$ 1,163.46	\$ -	\$ -	\$ 1,163.46
Tran, Hoa V; Le Linh	53-08-17-100-300.410-008	1599	1B	N	\$ 327,300	\$ 146,805	\$ 180,495	\$ 1.5437	\$ 2.2845	\$ 2,687.50	\$ 3,860.43	\$ 413.61	\$ -	\$ 759.32	\$ 1,172.93	\$ -	\$ -	\$ 1,172.93
Johns, Maurice K & Shawnee R	53-08-17-100-300.411-008	1599	1B	N	\$ 297,200	\$ 136,270	\$ 160,930	\$ 1.5437	\$ 2.2845	\$ 2,396.20	\$ 3,502.22	\$ 375.24	\$ -	\$ 730.78	\$ 1,106.02	\$ 69.36	\$ 22.20	\$ 1,014.46
Chasteen, Steven C & Elizabeth L	53-08-17-100-300.412-008	1599	1B	N	\$ 276,500	\$ 129,025	\$ 147,475	\$ 1.5437	\$ 2.2845	\$ 2,195.84	\$ 3,255.86	\$ 348.84	\$ -	\$ 711.18	\$ 1,060.02	\$ 69.36	\$ 22.20	\$ 968.46
Rowe, Catherine C	53-08-17-100-300.425-008	1599	1B	N	\$ 211,000	\$ 106,100	\$ 104,900	\$ 1.5437	\$ 2.2845	\$ 1,561.92	\$ 2,476.34	\$ 265.32	\$ -	\$ 649.10	\$ 914.42	\$ 69.36	\$ 22.20	\$ 822.86
Barela, Douglas J & Shawna Lee	53-08-17-100-300.426-008	1599	1B	N	\$ 306,200	\$ 139,420	\$ 166,780	\$ 1.5437	\$ 2.2845	\$ 2,483.28	\$ 3,609.33	\$ 386.72	\$ -	\$ 739.33	\$ 1,126.05	\$ 69.36	\$ 22.20	\$ 1,034.49
Howell, Nicholas Scott & Lindsey Joann	53-08-17-100-300.427-008	1599	1B	N	\$ 361,100	\$ 158,635	\$ 202,465	\$ 1.5437	\$ 2.2845	\$ 3,014.64	\$ 4,262.69	\$ 456.72	\$ -	\$ 791.33	\$ 1,248.05	\$ 69.36	\$ 22.20	\$ 1,156.49
State of Indiana	53-08-19-200-057.000-008		1B	Y	\$ -	\$ -	\$ -	\$ 1.5437	\$ 2.2845	\$ -	\$ -	\$ -	\$ -	\$ -	\$ -	\$ -	\$ -	\$ -
Reynolds, Joshua D & Laura L	53-08-17-200-006.000-008		1B	N	\$ 280,600	\$ 96,755	\$ 183,845	\$ 1.5437	\$ 2.2845	\$ 2,788.44	\$ 4,549.01	\$ 487.39	\$ -	\$ 1,273.18	\$ 1,760.57	\$ -	\$ -	\$ 1,760.57
Williams, W Brent & Lisa F	53-08-19-200-056.000-008		1B	N	\$ 80,500	\$ 57,425	\$ 23,075	\$ 1.5437	\$ 2.2845	\$ 343.58	\$ 569.47	\$ 61.01	\$ -	\$ 164.88	\$ 225.89	\$ -	\$ -	\$ 225.89
State of Indiana	53-08-19-200-036.000-008		1B	N	\$ -	\$ -	\$ -	\$ 1.5437	\$ 2.2845	\$ -	\$ -	\$ -	\$ -	\$ -	\$ -	\$ -	\$ -	\$ -
Slinkard, Brian L & Christina G	53-08-17-400-018.000-008		1B	N	\$ 105,300	\$ -	\$ 105,300	\$ 1.5437	\$ 2.2845	\$ 1,625.52	\$ 2,472.29	\$ 264.89	\$ -	\$ 581.88	\$ 846.77	\$ 69.36	\$ 22.20	\$ 755.21
Ivey, Kenneth S & Davis, Jodie M	53-08-17-104-003.000-008	2476	1B	N	\$ 178,200	\$ 94,620	\$ 83,580	\$ 1.5437	\$ 2.2845	\$ 1,244.48	\$ 2,062.68	\$ 221.01	\$ -	\$ 597.19	\$ 818.20	\$ 69.36	\$ 14.76	\$ 734.08
City of Bloomington, Indiana	53-08-20-200-004.000-008		1B	N	\$ -	\$ -	\$ -	\$ 1.5437	\$ 2.2845	\$ -	\$ -	\$ -	\$ -	\$ -	\$ -	\$ -	\$ -	\$ -
City Of Bloomington Dept Of Parks & Rec	53-08-20-200-013.000-008		1B	N	\$ -	\$ -	\$ -	\$ 1.5437	\$ 2.2845	\$ -	\$ -	\$ -	\$ -	\$ -	\$ -	\$ -	\$ -	\$ -
Skender, Davorin K & Joelle C	53-08-17-301-093.389-008	1599	1B	N	\$ 100	\$ 50	\$ 50	\$ 1.5437	\$ 2.2845	\$ 0.76	\$ 1.28	\$ 0.14	\$ -	\$ 0.38	\$ 0.52	\$ 69.36	\$ 22.20	\$ (91.04)

City of Bloomington

Area #1B: South-West Annexation Area - Tax Impacts Analysis

Note (1): This section shoes the inc/(dec) in tax bills due to differences between township fire protection rates and the Monroe Fire Protection District fire rate

Owner Name	Parcel #	Waiver	Annexation Area	AG	2020 Pay 2021 Gross AV	2020 Pay 2021 Deductions /Exemptions	2020 Pay 2021 NAV	Pre-Annex 2020 Pay 2021 Prop Tax Rate	Post-Annex Prop Tax Rate	Pre-Annex Tax Bill	Post-Annex Tax Bill	Net Tax Bill Increase Due Solely to AV Growth (12% - Aggregate over 4 years)	Net Tax Bill Increase Due to Difference Between Fire Rates (1)	Net Tax Bill Increase Due to Annexation	Total Post-Annexation Net Tax Bill Increase	Benefit 1 Yearly Sewer Bill Savings (@ 4000 Gal/Month)	Benefit 2 Yearly Fire Protection (Water Surcharge) Savings	Post-Annex Tax Bill Inc/(Dec) Net of Benefits
Brown, Dan E & Laurie L	53-08-17-301-093.390-008	1599	1B	N	\$ 252,600	\$ 120,660	\$ 131,940	\$ 1.5437	\$ 2.2845	\$ 1,964.54	\$ 2,971.43	\$ 318.37	\$ -	\$ 688.52	\$ 1,006.89	\$ 69.36	\$ 22.20	\$ 915.33
Kang, Dae Yul	53-08-17-301-093.391-008	1599	1B	N	\$ 261,200	\$ 120,670	\$ 140,530	\$ 1.5437	\$ 2.2845	\$ 2,092.44	\$ 3,077.02	\$ 329.69	\$ -	\$ 654.89	\$ 984.58	\$ 69.36	\$ 22.20	\$ 893.02
Slaughter, Owen & Courtney	53-08-17-301-093.392-008	1599	1B	N	\$ 287,500	\$ 132,700	\$ 154,800	\$ 1.5437	\$ 2.2845	\$ 2,304.92	\$ 3,381.36	\$ 362.29	\$ -	\$ 714.15	\$ 1,076.44	\$ 69.36	\$ 22.20	\$ 984.88
Wilder, Brennan H & Wilder, Ly K	53-08-17-301-093.393-008	1599	1B	N	\$ 273,700	\$ 128,045	\$ 145,655	\$ 1.5437	\$ 2.2845	\$ 2,168.76	\$ 3,222.55	\$ 345.28	\$ -	\$ 708.51	\$ 1,053.79	\$ 69.36	\$ 22.20	\$ 962.23
Cochran Trust	53-08-17-301-093.394-008	1599	1B	N	\$ 240,900	\$ 116,565	\$ 124,335	\$ 1.5437	\$ 2.2845	\$ 1,851.30	\$ 2,832.18	\$ 303.44	\$ -	\$ 677.43	\$ 980.88	\$ 69.36	\$ 22.20	\$ 889.32
Sorvilla Investments, LLC	53-08-17-301-093.395-008	1599	1B	N	\$ 264,700	\$ 121,895	\$ 142,805	\$ 1.5437	\$ 2.2845	\$ 2,126.32	\$ 3,118.67	\$ 334.15	\$ -	\$ 658.20	\$ 992.35	\$ 69.36	\$ 22.20	\$ 900.79
Dixon, Amber	53-08-17-301-093.396-008	1599	1B	N	\$ 206,300	\$ 104,455	\$ 101,845	\$ 1.5437	\$ 2.2845	\$ 1,516.44	\$ 2,420.40	\$ 259.32	\$ -	\$ 644.64	\$ 903.96	\$ 69.36	\$ 22.20	\$ 812.40
Broe, Kevin M & Andrea Lynn	53-08-17-301-093.397-008	1599	1B	N	\$ 216,400	\$ 132,950	\$ 83,450	\$ 1.5437	\$ 2.2845	\$ 1,242.54	\$ 2,059.46	\$ 220.66	\$ -	\$ 596.27	\$ 816.92	\$ 69.36	\$ 22.20	\$ 725.36
State of Indiana	53-08-19-200-037.000-008		1B	N	\$ -	\$ -	\$ -	\$ 1.5437	\$ 2.2845	\$ -	\$ -	\$ -	\$ -	\$ -	\$ -	\$ -	\$ -	\$ -
Taylor, Lisa S	53-08-17-402-012.000-008	1221	1B	N	\$ 92,200	\$ 64,520	\$ 27,680	\$ 1.5437	\$ 2.2845	\$ 412.16	\$ 683.13	\$ 73.20	\$ -	\$ 197.77	\$ 270.97	\$ 69.36	\$ 22.20	\$ 179.41
Wall, Roger Allen	53-08-17-102-055.000-008		1B	N	\$ 141,000	\$ 78,250	\$ 62,750	\$ 1.5437	\$ 2.2845	\$ 934.88	\$ 1,549.52	\$ 166.02	\$ -	\$ 448.62	\$ 614.64	\$ 69.36	\$ 22.20	\$ 523.08
Baker, V Dion	53-08-17-407-005.000-008	1211	1B	N	\$ 121,300	\$ 74,705	\$ 46,595	\$ 1.5437	\$ 2.2845	\$ 693.78	\$ 1,149.90	\$ 123.20	\$ -	\$ 332.93	\$ 456.12	\$ 69.36	\$ 14.76	\$ 372.00
Romashov, Dmitry & Bethany Braley	53-08-17-301-036.000-008	1599	1B	N	\$ 184,600	\$ 96,860	\$ 87,740	\$ 1.5437	\$ 2.2845	\$ 1,306.40	\$ 2,162.16	\$ 231.66	\$ -	\$ 624.09	\$ 855.76	\$ 69.36	\$ 22.20	\$ 764.20
Davidson, James D & Priscilla	53-08-17-301-190.000-008	1599	1B	N	\$ 172,400	\$ 92,485	\$ 79,915	\$ 1.5437	\$ 2.2845	\$ 1,189.92	\$ 1,972.24	\$ 211.31	\$ -	\$ 571.00	\$ 782.32	\$ 69.36	\$ 22.20	\$ 690.76
Naugle, Joshua J & Cassandra L	53-08-17-301-097.000-008	1599	1B	N	\$ 207,300	\$ 104,805	\$ 102,495	\$ 1.5437	\$ 2.2845	\$ 1,526.12	\$ 2,432.30	\$ 260.60	\$ -	\$ 645.58	\$ 906.18	\$ 69.36	\$ 22.20	\$ 814.62
Nunn, Russell L & Lori S	53-08-17-301-084.000-008	1599	1B	N	\$ 243,800	\$ 117,580	\$ 126,220	\$ 1.5437	\$ 2.2845	\$ 1,879.36	\$ 2,866.69	\$ 307.14	\$ -	\$ 680.19	\$ 987.33	\$ 69.36	\$ 22.20	\$ 895.77
Corbett, Benjamin A & Rumer, Kristin L	53-08-17-301-206.000-008	1599	1B	N	\$ 208,500	\$ 102,225	\$ 106,275	\$ 1.5437	\$ 2.2845	\$ 1,582.40	\$ 2,449.82	\$ 262.48	\$ -	\$ 604.94	\$ 867.42	\$ 69.36	\$ 22.20	\$ 775.86
Moller, Ronnie W & Karen G	53-08-17-301-110.000-008	1599	1B	N	\$ 238,300	\$ 115,655	\$ 122,645	\$ 1.5437	\$ 2.2845	\$ 1,826.14	\$ 2,801.23	\$ 300.12	\$ -	\$ 674.97	\$ 975.09	\$ 69.36	\$ 22.20	\$ 883.53
Carroll, Tony E & Constance M Stewart	53-08-17-301-011.000-008	1599	1B	N	\$ 224,400	\$ 110,790	\$ 113,610	\$ 1.5437	\$ 2.2845	\$ 1,691.60	\$ 2,635.81	\$ 282.40	\$ -	\$ 661.81	\$ 944.21	\$ 69.36	\$ 22.20	\$ 852.65
Morris, Maria K	53-08-17-301-033.000-008	1599	1B	N	\$ 222,100	\$ 109,985	\$ 112,115	\$ 1.5437	\$ 2.2845	\$ 1,669.36	\$ 2,608.45	\$ 279.48	\$ -	\$ 659.61	\$ 939.09	\$ 69.36	\$ 22.20	\$ 847.53
Strasler, James Everett & April D	53-08-17-301-093.398-008	1599	1B	N	\$ 242,000	\$ 116,950	\$ 125,050	\$ 1.5437	\$ 2.2845	\$ 1,861.96	\$ 2,845.27	\$ 304.85	\$ -	\$ 678.46	\$ 983.31	\$ 69.36	\$ 22.20	\$ 891.75
Barry, Steven R & Teresa K	53-08-17-301-093.399-008	1599	1B	N	\$ 213,700	\$ 107,045	\$ 106,655	\$ 1.5437	\$ 2.2845	\$ 1,588.04	\$ 2,508.48	\$ 268.77	\$ -	\$ 651.67	\$ 920.44	\$ 69.36	\$ 22.20	\$ 828.88
Purtlebaugh, Tonya B & Donald S	53-08-17-109-004.000-008		1B	N	\$ 160,400	\$ 88,215	\$ 72,185	\$ 1.5437	\$ 2.2845	\$ 1,074.80	\$ 1,781.45	\$ 190.87	\$ -	\$ 515.79	\$ 706.65	\$ 69.36	\$ 14.76	\$ 622.53
Edge, Kenneth W & Madelyn R	53-08-17-109-006.000-008		1B	N	\$ 165,700	\$ 90,245	\$ 75,455	\$ 1.5437	\$ 2.2845	\$ 1,123.50	\$ 1,862.17	\$ 199.53	\$ -	\$ 539.14	\$ 738.67	\$ 69.36	\$ 14.76	\$ 654.55
Richardson, Brittany N & Ryan T Richardson	53-08-17-109-005.000-008		1B	N	\$ 166,300	\$ 90,350	\$ 75,950	\$ 1.5437	\$ 2.2845	\$ 1,130.88	\$ 1,874.38	\$ 200.83	\$ -	\$ 542.67	\$ 743.50	\$ 69.36	\$ 14.76	\$ 659.38
Douglas, Andrew M L & Rachel A	53-08-17-109-011.000-008		1B	N	\$ 214,500	\$ 107,150	\$ 107,350	\$ 1.5437	\$ 2.2845	\$ 1,598.40	\$ 2,512.58	\$ 269.21	\$ -	\$ 644.98	\$ 914.18	\$ 69.36	\$ 22.20	\$ 822.62
Chaffin, Jennifer Lynn	53-08-17-109-010.000-008		1B	N	\$ 130,900	\$ 78,065	\$ 52,835	\$ 1.5437	\$ 2.2845	\$ 786.68	\$ 1,303.91	\$ 139.70	\$ -	\$ 377.53	\$ 517.23	\$ 69.36	\$ 22.20	\$ 425.67
Kelp, Nicholas P	53-08-17-109-012.000-008		1B	N	\$ 162,700	\$ 89,195	\$ 73,505	\$ 1.5437	\$ 2.2845	\$ 1,094.46	\$ 1,814.03	\$ 194.37	\$ -	\$ 525.20	\$ 719.57	\$ 69.36	\$ 22.20	\$ 628.01
Smith, Elizabeth R & Pfoertner, Joshua D	53-08-17-109-008.000-008		1B	N	\$ 140,500	\$ 81,425	\$ 59,075	\$ 1.5437	\$ 2.2845	\$ 231.52	\$ 1,457.91	\$ 156.20	\$ -	\$ 1,070.18	\$ 1,226.39	\$ 69.36	\$ 22.20	\$ 1,134.83
Fesler, Michael James & Diana Lynn	53-08-17-109-007.000-008		1B	N	\$ 142,600	\$ 81,635	\$ 60,965	\$ 1.5437	\$ 2.2845	\$ 907.76	\$ 1,504.56	\$ 161.21	\$ -	\$ 435.60	\$ 596.80	\$ 69.36	\$ 37.08	\$ 490.36
McKenney, Sarah V	53-08-17-109-013.000-008		1B	N	\$ 138,100	\$ 77,585	\$ 60,515	\$ 1.5437	\$ 2.2845	\$ 901.04	\$ 1,493.46	\$ 160.02	\$ -	\$ 432.41	\$ 592.42	\$ 69.36	\$ 14.76	\$ 508.30
Wills, Melanie J	53-08-17-109-009.000-008		1B	N	\$ 148,800	\$ 84,330	\$ 64,470	\$ 1.5437	\$ 2.2845	\$ 959.92	\$ 1,591.05	\$ 170.46	\$ -	\$ 460.67	\$ 631.13	\$ 69.36	\$ 14.76	\$ 547.01
Doolen, William	53-08-17-109-002.000-008		1B	N	\$ 142,600	\$ 82,160	\$ 60,440	\$ 1.5437	\$ 2.2845	\$ 899.92	\$ 1,491.61	\$ 159.82	\$ -	\$ 431.87	\$ 591.69	\$ 69.36	\$ 14.76	\$ 507.57
Rudicil, David D & Jennifer C Galey	53-08-17-109-001.000-008		1B	N	\$ 171,300	\$ 92,205	\$ 79,095	\$ 1.5437	\$ 2.2845	\$ 1,177.70	\$ 1,951.99	\$ 209.13	\$ -	\$ 565.15	\$ 774.29	\$ 69.36	\$ 22.20	\$ 682.73
Burch, Benjamin N	53-08-17-109-003.000-008	1184	1B	N	\$ 160,900	\$ 88,565	\$ 72,335	\$ 1.5437	\$ 2.2845	\$ 1,077.04	\$ 1,785.16	\$ 191.26	\$ -	\$ 516.86	\$ 708.12	\$ -	\$ -	\$ 708.12
Houston, Margaret J	53-08-17-110-006.000-008		1B	N	\$ 126,100	\$ 87,385	\$ 38,715	\$ 1.5437	\$ 2.2845	\$ 227.52	\$ 232.07	\$ -	\$ -	\$ 4.55	\$ 4.55	\$ 69.36	\$ 14.76	\$ (79.57)
Craig, Kevin S. & Carolyn Jean	53-08-17-102-064.000-008		1B	N	\$ 138,200	\$ -	\$ 138,200	\$ 1.5437	\$ 2.2845	\$ 2,133.40	\$ 3,244.74	\$ 347.65	\$ -	\$ 763.69	\$ 1,111.34	\$ 69.36	\$ 22.20	\$ 1,019.78
Basman, Cem & Vicki	53-08-17-102-021.000-008	1182	1B	N	\$ 158,100	\$ -	\$ 158,100	\$ 1.5437	\$ 2.2845	\$ 2,440.60	\$ 3,711.96	\$ 397.71	\$ -	\$ 873.65	\$ 1,271.36	\$ 69.36	\$ 14.76	\$ 1,187.24
Nix, Robert Lee & Kristy Jean	53-08-17-301-052.000-008	1599	1B	N	\$ 252,800	\$ 120,730	\$ 132,070	\$ 1.5437	\$ 2.2845	\$ 1,966.48	\$ 2,973.80	\$ 318.61	\$ -	\$ 688.70	\$ 1,007.32	\$ 69.36	\$ 22.20	\$ 915.76
Wivell, Stephen & Janis	53-08-17-301-010.000-008	1599	1B	N	\$ 244,300	\$ 114,755	\$ 129,545	\$ 1.5437	\$ 2.2845	\$ 1,928.88	\$ 2,875.87	\$ 308.12	\$ -	\$ 638.87	\$ 946.99	\$ 69.36	\$ 22.20	\$ 855.43
Hawes, Randall L & Michelle L	53-08-17-301-051.000-008	1599	1B	N	\$ 255,700	\$ 121,745	\$ 133,955	\$ 1.5437	\$ 2.2845	\$ 1,994.54	\$ 3,008.33	\$ 322.33	\$ -	\$ 691.46	\$ 1,013.79	\$ 69.36	\$ 22.20	\$ 922.23
Ferrufino, Elizabeth & Bodamer, Stephanie L	53-08-17-301-224.000-008	1599	1B	N	\$ 226,900	\$ 111,665	\$ 115,235	\$ 1.5437	\$ 2.2845	\$ 1,715.80	\$ 2,665.56	\$ 285.59	\$ -	\$ 664.17	\$ 949.76	\$ 69.36	\$ 22.20	\$ 858.20
Schaeuble, Adam & Marissa A	53-08-17-301-050.000-008	1599	1B	N	\$ 253,100	\$ 117,835	\$ 135,265	\$ 1.5437	\$ 2.2845	\$ 2,014.04	\$ 2,980.62	\$ 319.36	\$ -	\$ 647.22	\$ 966.58	\$ 69.36	\$ 22.20	\$ 875.02
Dewus, Michael A	53-01-41-709-624.000-008	1599	1B	N	\$ 180,300	\$ 95,355	\$ 84,945	\$ 1.5437	\$ 2.2845	\$ 1,264.80	\$ 2,096.35	\$ 224.60	\$ -	\$ 606.95	\$ 831.55	\$ 69.36	\$ 22.20	\$ 739.99
Avirneni, Srikanth	53-08-17-301-013.000-008	1599	1B	N	\$ 267,200	\$ 125,595	\$ 141,605	\$ 1.5437	\$ 2.2845	\$ 2,108.44	\$ 3,139.78	\$ 336.41	\$ -	\$ 694.93	\$ 1,031.34	\$ 69.36	\$ 22.20	\$ 939.78
Macintosh, James Cameron III & Kirchoff, Alisha L	53-08-17-301-019.000-008	1599	1B	N	\$ 207,000	\$ 104,700	\$ 102,300	\$ 1.5437	\$ 2.2845	\$ 1,523.20	\$ 2,428.74	\$ 260.22	\$ -	\$ 645.31	\$ 905.54	\$ 69.36	\$ 22.20	\$ 813.98
Carrasquel, Juan Carlos	53-08-17-301-016.000-008	1599	1B	N	\$ 224,300	\$ -	\$ 224,300	\$ 1.5437	\$ 2.2845	\$ 3,462.52	\$ 5,266.24	\$ 564.24	\$ -	\$ 1,239.48	\$ 1,803.72	\$ 69.36	\$ 22.20	\$ 1,712.16
Crouch, Timothy E & Terri L	53-08-17-301-057.000-008	1599	1B	N	\$ 207,000	\$ 104,700	\$ 102,300	\$ 1.5437	\$ 2.2845	\$ 1,523.20	\$ 2,428.74	\$ 260.22	\$ -	\$ 645.31	\$ 905.54	\$ 69.36	\$ 22.20	\$ 813.98
Cowden, Jill E	53-08-17-301-062.000-008	1599	1B	N	\$ 190,300	\$ 98,855	\$ 91,445	\$ 1.5437	\$ 2.2845	\$ 1,361.58	\$ 2,229.98	\$ 238.92	\$ -	\$ 629.48	\$ 868.40	\$ 69.36	\$ 22.20	\$ 776.84

City of Bloomington

Area #1B: South-West Annexation Area - Tax Impacts Analysis

Note (1): This section shoes the inc/(dec) in tax bills due to differences between township fire protection rates and the Monroe Fire Protection District fire rate

Owner Name	Parcel #	Waiver	Annexation Area	AG	2020 Pay 2021 Gross AV	2020 Pay 2021 Deductions /Exemptions	2020 Pay 2021 NAV	Pre-Annex 2020 Pay 2021 Prop Tax Rate	Post-Annex Prop Tax Rate	Pre-Annex Tax Bill	Post-Annex Tax Bill	Net Tax Bill Increase Due Solely to AV Growth (12% - Aggregate over 4 years)	Net Tax Bill Increase Due to Difference Between Fire Rates (1)	Net Tax Bill Increase Due to Annexation	Total Post-Annexation Net Tax Bill Increase	Benefit 1 Yearly Sewer Bill Savings (@ 4000 Gal/Month)	Benefit 2 Yearly Fire Protection (Water Surcharge) Savings	Post-Annex Tax Bill Inc/(Dec) Net of Benefits
Soto, Robert & Sharon C	53-08-17-301-063.000-008	1599	1B	N	\$ 233,600	\$ 114,010	\$ 119,590	\$ 1.5437	\$ 2.2845	\$ 1,780.64	\$ 2,745.31	\$ 294.14	\$ -	\$ 670.53	\$ 964.67	\$ 69.36	\$ 22.20	\$ 873.11
Falkenberg, Lois M	53-08-17-407-030.000-008	1205	1B	N	\$ 90,400	\$ 60,190	\$ 30,210	\$ 1.5437	\$ 2.2845	\$ 450.92	\$ 747.37	\$ 80.07	\$ -	\$ 216.38	\$ 296.45	\$ 69.36	\$ 14.76	\$ 212.33
Alley, Jeremy T	53-08-17-407-014.000-008	1205	1B	N	\$ 127,400	\$ 76,840	\$ 50,560	\$ 1.5437	\$ 2.2845	\$ 752.80	\$ 1,247.76	\$ 133.68	\$ -	\$ 361.27	\$ 494.96	\$ 69.36	\$ 22.20	\$ 403.40
Taboas, Anthony D	53-08-17-407-017.000-008	1222	1B	N	\$ 124,200	\$ 75,720	\$ 48,480	\$ 1.5437	\$ 2.2845	\$ 721.84	\$ 1,196.44	\$ 128.20	\$ -	\$ 346.40	\$ 474.60	\$ 69.36	\$ 22.20	\$ 383.04
Plummer, Kevin R & Elizabeth A	53-08-17-407-038.000-008	1223	1B	N	\$ 127,800	\$ 76,945	\$ 50,855	\$ 1.5437	\$ 2.2845	\$ 757.20	\$ 1,255.06	\$ 134.48	\$ -	\$ 363.38	\$ 497.86	\$ 69.36	\$ 22.20	\$ 406.30
Morrison, David & Dana	53-08-17-101-003.000-008		1B	N	\$ 329,800	\$ 144,680	\$ 185,120	\$ 1.5437	\$ 2.2845	\$ 2,756.36	\$ 3,893.42	\$ 417.14	\$ -	\$ 719.91	\$ 1,137.06	\$ 69.36	\$ 14.76	\$ 1,052.94
Ellington, Jeffrey E & Hope Habbe	53-08-20-100-011.000-008		1B	N	\$ 443,700	\$ 125,850	\$ 317,850	\$ 1.5437	\$ 2.2845	\$ 4,824.46	\$ 7,456.07	\$ 798.87	\$ -	\$ 1,832.75	\$ 2,631.61	\$ 69.36	\$ 37.08	\$ 2,525.17
Baywood LLC	53-08-20-100-029.000-008		1B	N	\$ 116,100	\$ -	\$ 116,100	\$ 1.5437	\$ 2.2845	\$ 1,792.24	\$ 2,769.49	\$ 296.73	\$ -	\$ 680.52	\$ 977.25	\$ -	\$ -	\$ 977.25
Richardson, Ricky Warren & Margaret Ann	53-01-43-735-000.000-008		1B	N	\$ 104,200	\$ 68,720	\$ 35,480	\$ 1.5437	\$ 2.2845	\$ 528.28	\$ 875.62	\$ 93.82	\$ -	\$ 253.52	\$ 347.34	\$ 69.36	\$ 14.76	\$ 263.22
Bolsteins, Davis & Alda Katrina	53-08-17-102-061.000-008		1B	N	\$ 168,600	\$ 91,260	\$ 77,340	\$ 1.5437	\$ 2.2845	\$ 1,151.56	\$ 1,908.69	\$ 204.51	\$ -	\$ 552.62	\$ 757.13	\$ 69.36	\$ 14.76	\$ 673.01
Norris, Richene R	53-08-17-102-007.000-008		1B	N	\$ 159,100	\$ 87,410	\$ 71,690	\$ 1.5437	\$ 2.2845	\$ 1,067.44	\$ 1,769.25	\$ 189.57	\$ -	\$ 512.24	\$ 701.81	\$ 69.36	\$ 22.20	\$ 610.25
Dew, Charyl Lynn & Elkins, Susan Elaine W/L E Smallwood, Ruby	53-08-17-104-019.000-008	1310	1B	N	\$ 146,000	\$ 94,350	\$ 51,650	\$ 1.5437	\$ 2.2845	\$ 361.88	\$ 369.12	\$ -	\$ -	\$ 7.24	\$ 7.24	\$ 69.36	\$ 22.20	\$ (84.32)
Betz, Robert Joseph II & Megan Elizabeth	53-08-17-102-046.000-008		1B	N	\$ 131,400	\$ 77,785	\$ 53,615	\$ 1.5437	\$ 2.2845	\$ 798.30	\$ 1,323.17	\$ 141.77	\$ -	\$ 383.09	\$ 524.87	\$ 69.36	\$ 22.20	\$ 433.31
Loop, Joseph L & Rachel McNary	53-08-17-200-007.000-008		1B	N	\$ 201,200	\$ 91,515	\$ 109,685	\$ 1.5437	\$ 2.2845	\$ 1,645.92	\$ 2,681.81	\$ 287.33	\$ -	\$ 748.55	\$ 1,035.89	\$ -	\$ -	\$ 1,035.89
Ayres, Justin J & Lauren E	53-08-17-104-002.000-008		1B	N	\$ 125,900	\$ 76,315	\$ 49,585	\$ 1.5437	\$ 2.2845	\$ 738.30	\$ 1,223.71	\$ 131.11	\$ -	\$ 354.30	\$ 485.41	\$ 69.36	\$ 14.76	\$ 401.29
Lovell, Ryan A	53-08-17-102-081.000-008	1837	1B	N	\$ 152,100	\$ 84,645	\$ 67,455	\$ 1.5437	\$ 2.2845	\$ 1,004.38	\$ 1,664.74	\$ 178.37	\$ -	\$ 481.99	\$ 660.36	\$ 69.36	\$ 14.76	\$ 576.24
JSR Asset Protection Trust; Robertson, Janet S w/l/e 1% interest	53-08-20-400-102.000-008	2372	1B	N	\$ 372,300	\$ 129,300	\$ 243,000	\$ 1.5437	\$ 2.2845	\$ 3,678.18	\$ 5,750.87	\$ 616.16	\$ -	\$ 1,456.52	\$ 2,072.69	\$ -	\$ -	\$ 2,072.69
Bloomington Board Of Park	53-08-20-400-103.000-008		1B	N	\$ -	\$ -	\$ -	\$ 1.5437	\$ 2.2845	\$ -	\$ -	\$ -	\$ -	\$ -	\$ -	\$ -	\$ -	\$ -
L & N Investment Corp.	53-08-16-200-052.000-008		1B	N	\$ 31,400	\$ -	\$ 31,400	\$ 1.5437	\$ 2.2845	\$ 484.72	\$ 803.41	\$ 86.08	\$ -	\$ 232.61	\$ 318.69	\$ -	\$ -	\$ 318.69
L & N Investment Corp.	53-08-16-200-063.000-008		1B	N	\$ 33,000	\$ -	\$ 33,000	\$ 1.5437	\$ 2.2845	\$ 509.42	\$ 844.35	\$ 90.47	\$ -	\$ 244.46	\$ 334.93	\$ -	\$ -	\$ 334.93
Onis, Jeffrey & Allison	53-08-17-100-300.428-008	1599	1B	N	\$ 288,800	\$ 130,330	\$ 158,470	\$ 1.5437	\$ 2.2845	\$ 2,359.56	\$ 3,405.47	\$ 364.87	\$ -	\$ 681.05	\$ 1,045.91	\$ 69.36	\$ 22.20	\$ 954.35
McGowan, Daniel & Cara	53-08-17-100-300.429-008	1599	1B	N	\$ 289,500	\$ 130,575	\$ 158,925	\$ 1.5437	\$ 2.2845	\$ 2,366.34	\$ 3,413.81	\$ 365.77	\$ -	\$ 681.70	\$ 1,047.47	\$ 69.36	\$ 22.20	\$ 955.91
Parungao, London	53-08-17-100-300.430-008	1599	1B	N	\$ 293,200	\$ 134,870	\$ 158,330	\$ 1.5437	\$ 2.2845	\$ 2,357.48	\$ 3,454.62	\$ 370.14	\$ -	\$ 726.99	\$ 1,097.14	\$ 69.36	\$ 22.20	\$ 1,005.58
Randle, David & Leila	53-08-17-100-300.431-008	1599	1B	N	\$ 264,400	\$ 124,790	\$ 139,610	\$ 1.5437	\$ 2.2845	\$ 2,078.74	\$ 3,111.85	\$ 333.41	\$ -	\$ 699.70	\$ 1,033.11	\$ 69.36	\$ 22.20	\$ 941.55
Seifert, John P & Anna R	53-08-17-100-300.432-008	1599	1B	N	\$ 239,800	\$ 116,005	\$ 123,795	\$ 1.5437	\$ 2.2845	\$ 1,843.26	\$ 2,813.67	\$ 301.46	\$ -	\$ 668.95	\$ 970.41	\$ 69.36	\$ 22.20	\$ 878.85
Pacheco, Mary I	53-08-17-100-300.433-008	1599	1B	N	\$ 325,200	\$ 146,070	\$ 179,130	\$ 1.5437	\$ 2.2845	\$ 2,667.18	\$ 3,835.45	\$ 410.95	\$ -	\$ 757.32	\$ 1,168.27	\$ 69.36	\$ 22.20	\$ 1,076.71
Paine, Bryan	53-08-17-100-300.434-008	1599	1B	N	\$ 267,900	\$ 126,015	\$ 141,885	\$ 1.5437	\$ 2.2845	\$ 2,112.62	\$ 3,153.51	\$ 337.87	\$ -	\$ 703.02	\$ 1,040.89	\$ 69.36	\$ 22.20	\$ 949.33
Davis, Jeffrey R & Teresa R	53-08-17-100-300.435-008	1599	1B	N	\$ 247,100	\$ 118,735	\$ 128,365	\$ 1.5437	\$ 2.2845	\$ 1,911.32	\$ 2,905.97	\$ 311.36	\$ -	\$ 683.30	\$ 994.65	\$ 69.36	\$ 22.20	\$ 903.09
Martin, Samuel Bryan & Nancy Anne	53-08-17-100-300.436-008	1599	1B	N	\$ 288,000	\$ 158,010	\$ 129,990	\$ 1.5437	\$ 2.2845	\$ 1,935.52	\$ 3,208.04	\$ 343.72	\$ -	\$ 928.80	\$ 1,272.52	\$ 69.36	\$ 22.20	\$ 1,180.96
Petty, Gregory J & Palazzolo, Antoinette Rose	53-08-17-100-300.437-008	1599	1B	N	\$ 291,600	\$ 134,310	\$ 157,290	\$ 1.5437	\$ 2.2845	\$ 2,342.00	\$ 3,435.57	\$ 368.10	\$ -	\$ 725.47	\$ 1,093.57	\$ 69.36	\$ 22.20	\$ 1,002.01
Duval, Billy L & Julie A	53-08-17-100-300.438-008	1599	1B	N	\$ 310,500	\$ 140,925	\$ 169,575	\$ 1.5437	\$ 2.2845	\$ 2,524.92	\$ 3,660.50	\$ 392.20	\$ -	\$ 743.38	\$ 1,135.58	\$ 69.36	\$ 22.20	\$ 1,044.02
Johnson, David C & Kimberly L	53-08-17-100-300.439-008	1599	1B	N	\$ 330,900	\$ 148,065	\$ 182,835	\$ 1.5437	\$ 2.2845	\$ 2,722.34	\$ 3,903.27	\$ 418.20	\$ -	\$ 762.73	\$ 1,180.93	\$ -	\$ -	\$ 1,180.93
Holmberg, Matthew L & Billede, Lindsey Ann A	53-08-17-100-300.440-008	1599	1B	N	\$ 296,800	\$ 136,130	\$ 160,670	\$ 1.5437	\$ 2.2845	\$ 2,392.32	\$ 3,497.44	\$ 374.72	\$ -	\$ 730.41	\$ 1,105.12	\$ -	\$ -	\$ 1,105.12
Bareng, Edward JT	53-08-17-100-300.441-008	1599	1B	N	\$ 236,400	\$ 114,815	\$ 121,585	\$ 1.5437	\$ 2.2845	\$ 1,810.36	\$ 2,773.21	\$ 297.13	\$ -	\$ 665.73	\$ 962.85	\$ 69.36	\$ 22.20	\$ 871.29
Dermisek, Radovan	53-08-17-100-300.442-008	1599	1B	N	\$ 207,500	\$ 104,875	\$ 102,625	\$ 1.5437	\$ 2.2845	\$ 1,528.04	\$ 2,434.69	\$ 260.86	\$ -	\$ 645.79	\$ 906.65	\$ 69.36	\$ 22.20	\$ 815.09
Frey, Georgia C Living Trust; w/l/e Frey Georgia C	53-08-17-100-300.443-008	1599	1B	N	\$ 237,000	\$ 115,200	\$ 121,800	\$ 1.5437	\$ 2.2845	\$ 1,813.56	\$ 2,785.77	\$ 298.48	\$ -	\$ 673.73	\$ 972.21	\$ 69.36	\$ 22.20	\$ 880.65
Lovig, Daniel T & Lorraine T	53-08-17-102-009.000-008		1B	N	\$ 166,100	\$ 90,385	\$ 75,715	\$ 1.5437	\$ 2.2845	\$ 1,127.36	\$ 1,868.58	\$ 200.21	\$ -	\$ 541.01	\$ 741.22	\$ 69.36	\$ 22.20	\$ 649.66
Burns, Dana E	53-08-17-104-020.000-008		1B	N	\$ 153,300	\$ 85,905	\$ 67,395	\$ 1.5437	\$ 2.2845	\$ 1,003.48	\$ 1,663.23	\$ 178.20	\$ -	\$ 481.56	\$ 659.75	\$ 69.36	\$ 22.20	\$ 568.19
JTCT Investments LLC	53-08-17-100-024.000-008		1B	N	\$ 113,500	\$ -	\$ 113,500	\$ 1.5437	\$ 2.2845	\$ 1,752.10	\$ 2,664.82	\$ 285.52	\$ -	\$ 627.20	\$ 912.72	\$ 69.36	\$ 22.20	\$ 821.16
Willow Creek Home Owners Association Inc	53-08-17-405-033.000-008		1B	N	\$ -	\$ -	\$ -	\$ 1.5437	\$ 2.2845	\$ -	\$ -	\$ -	\$ -	\$ -	\$ -	\$ -	\$ -	\$ -
Brownstein, Alex	53-08-17-407-043.000-008		1B	N	\$ 156,000	\$ 86,850	\$ 69,150	\$ 1.5437	\$ 2.2845	\$ 1,029.62	\$ 1,706.56	\$ 182.85	\$ -	\$ 494.09	\$ 676.94	\$ -	\$ -	\$ 676.94
Savich, Elizabeth D	53-08-17-407-016.000-008	2468	1B	N	\$ 184,300	\$ 93,755	\$ 90,545	\$ 1.5437	\$ 2.2845	\$ 1,348.18	\$ 2,161.81	\$ 231.61	\$ -	\$ 582.01	\$ 813.63	\$ -	\$ -	\$ 813.63
Ellis Investment Properties, LLC	53-08-17-407-025.000-008	2444	1B	N	\$ 105,100	\$ -	\$ 105,100	\$ 1.5437	\$ 2.2845	\$ 1,622.44	\$ 2,684.65	\$ 264.50	\$ -	\$ 581.71	\$ 846.21	\$ 69.36	\$ 14.76	\$ 762.09
Farmers Properties LLC	53-08-20-200-014.000-008		1B	N	\$ 36,200	\$ -	\$ 36,200	\$ 1.5437	\$ 2.2845	\$ 558.82	\$ 926.22	\$ 99.24	\$ -	\$ 268.17	\$ 367.40	\$ -	\$ -	\$ 367.40
Hutton, Rebecca C; Hutton, James D	53-08-17-108-007.000-008		1B	N	\$ 156,000	\$ 86,850	\$ 69,150	\$ 1.5437	\$ 2.2845	\$ 1,029.62	\$ 1,706.56	\$ 182.85	\$ -	\$ 494.09	\$ 676.94	\$ 69.36	\$ 37.08	\$ 570.50
Barbrick, Donna Marie Living Trust	53-08-17-108-008.000-008		1B	N	\$ 153,400	\$ 84,085	\$ 69,315	\$ 1.5437	\$ 2.2845	\$ 1,033.34	\$ 1,712.72	\$ 183.51	\$ -	\$ 495.87	\$ 679.38	\$ 69.36	\$ 37.08	\$ 572.94
Holland, Peter James & Amber Lee	53-08-17-108-009.000-008		1B	N	\$ 184,100	\$ 96,685	\$ 87,415	\$ 1.5437	\$ 2.2845	\$ 1,301.58	\$ 2,156.21	\$ 231.03	\$ -	\$ 623.60	\$ 854.63	\$ 69.36	\$ 37.08	\$ 748.19

City of Bloomington

Area #1B: South-West Annexation Area - Tax Impacts Analysis



Note (1): This section shows the inc/(dec) in tax bills due to differences between township fire protection rates and the Monroe Fire Protection District fire rate

Owner Name	Parcel #	Waiver	Annexation Area	AG	2020 Pay 2021 Gross AV	2020 Pay 2021 Deductions /Exemptions	2020 Pay 2021 NAV	Pre-Annex 2020 Pay 2021 Prop Tax Rate	Post-Annex Prop Tax Rate	Pre-Annex Tax Bill	Post-Annex Tax Bill	Net Tax Bill Increase Due Solely to AV Growth (12% - Aggregate over 4 years)	Net Tax Bill Increase Due to Difference Between Fire Rates (1)	Net Tax Bill Increase Due to Annexation	Total Post-Annexation Net Tax Bill Increase	Benefit 1 Yearly Sewer Bill Savings (@ 4000 Gal/Month)	Benefit 2 Yearly Fire Protection (Water Surcharge) Savings	Post-Annex Tax Bill Inc/(Dec) Net of Benefits
Whaley, Gary D. & Jan M. & Whaley, Jeffrey W.	53-08-17-108-010.000-008		1B	N	\$ 140,300	\$ -	\$ 140,300	\$ 1.5437	\$ 2.2845	\$ 2,165.80	\$ 3,294.67	\$ 353.00	\$ -	\$ 775.87	\$ 1,128.87	\$ 69.36	\$ 22.20	\$ 1,037.31
Gray, Austin Robert	53-08-17-108-005.000-008		1B	N	\$ 152,800	\$ 85,730	\$ 67,070	\$ 1.5437	\$ 2.2845	\$ 998.64	\$ 1,655.22	\$ 177.34	\$ -	\$ 479.24	\$ 656.58	\$ 69.36	\$ 22.20	\$ 565.02
Montminy, Theresa D, James A & Chelsea F	53-08-17-108-006.000-008		1B	N	\$ 177,700	\$ 94,445	\$ 83,255	\$ 1.5437	\$ 2.2845	\$ 1,239.64	\$ 2,054.66	\$ 220.15	\$ -	\$ 594.87	\$ 815.02	\$ 69.36	\$ 22.20	\$ 723.46
Turner, Sandra K	53-08-17-108-003.000-008		1B	N	\$ 133,900	\$ 79,115	\$ 54,785	\$ 1.5437	\$ 2.2845	\$ 815.72	\$ 1,352.03	\$ 144.86	\$ -	\$ 391.46	\$ 536.31	\$ 69.36	\$ 22.20	\$ 444.75
Jenks, Lisa A	53-08-17-108-001.000-008		1B	N	\$ 158,400	\$ -	\$ 158,400	\$ 1.5437	\$ 2.2845	\$ 2,445.22	\$ 3,719.00	\$ 398.46	\$ -	\$ 875.32	\$ 1,273.78	\$ 69.36	\$ 22.20	\$ 1,182.22
Beyers, Gabriel L & Brandy M	53-08-17-108-002.000-008		1B	N	\$ 206,100	\$ 98,785	\$ 107,315	\$ 1.5437	\$ 2.2845	\$ 1,605.00	\$ 2,563.47	\$ 274.66	\$ -	\$ 683.81	\$ 958.47	\$ 69.36	\$ 37.08	\$ 852.03
Asare, Isak Nti & Mariah Nti	53-08-17-108-004.000-008		1B	N	\$ 145,700	\$ 83,245	\$ 62,455	\$ 1.5437	\$ 2.2845	\$ 929.92	\$ 1,541.33	\$ 165.15	\$ -	\$ 446.26	\$ 611.41	\$ 69.36	\$ 37.08	\$ 504.97
Lighthouse Christian Academy Inc	53-08-20-300-018.000-008	2038	1B	N	\$ 3,409,600	\$3,409,600	\$ -	\$ 1.5437	\$ 2.2845	\$ -	\$ -	\$ -	\$ -	\$ -	\$ -	\$ -	\$ -	\$ -
Wylie, Debra K	53-08-17-301-056.000-008	1599	1B	N	\$ 210,100	\$ 105,785	\$ 104,315	\$ 1.5437	\$ 2.2845	\$ 1,553.20	\$ 2,465.63	\$ 264.18	\$ -	\$ 648.26	\$ 912.43	\$ 69.36	\$ 22.20	\$ 820.87
Helms, Barry L & Kelly J	53-08-17-301-058.000-008	1599	1B	N	\$ 247,500	\$ 118,875	\$ 128,625	\$ 1.5437	\$ 2.2845	\$ 1,915.16	\$ 2,910.73	\$ 311.86	\$ -	\$ 683.71	\$ 995.57	\$ 69.36	\$ 22.20	\$ 904.01
Nicholson, Brian D & Kim K	53-08-17-301-027.000-008	1599	1B	N	\$ 179,500	\$ 134,035	\$ 45,465	\$ 1.5437	\$ 2.2845	\$ 676.96	\$ 1,122.03	\$ 120.22	\$ -	\$ 324.85	\$ 445.07	\$ 69.36	\$ 22.20	\$ 353.51
Weller, Benjamin F & Holly L	53-08-17-301-165.000-008	1599	1B	N	\$ 230,300	\$ 112,855	\$ 117,445	\$ 1.5437	\$ 2.2845	\$ 1,748.72	\$ 2,706.02	\$ 289.92	\$ -	\$ 667.38	\$ 957.30	\$ 69.36	\$ 22.20	\$ 865.74
Highlands Subdivision Homeowners Association Inc	53-08-17-301-161.000-008	1599	1B	N	\$ -	\$ -	\$ -	\$ 1.5437	\$ 2.2845	\$ -	\$ -	\$ -	\$ -	\$ -	\$ -	\$ -	\$ -	\$ -
Martin, Megan R & Brandon R	53-08-17-301-067.000-008	1599	1B	N	\$ 235,500	\$ 114,675	\$ 120,825	\$ 1.5437	\$ 2.2845	\$ 1,799.04	\$ 2,767.92	\$ 296.56	\$ -	\$ 672.31	\$ 968.88	\$ 69.36	\$ 22.20	\$ 877.32
Carpenter, Jeffrey T & Tayra D	53-08-17-301-041.000-008	1599	1B	N	\$ 256,500	\$ 143,985	\$ 112,515	\$ 1.5437	\$ 2.2845	\$ 1,675.30	\$ 2,776.76	\$ 297.51	\$ -	\$ 803.95	\$ 1,101.46	\$ 69.36	\$ 22.20	\$ 1,009.90
Hamilton, Wallace & Sandra J	53-08-17-301-042.000-008	1599	1B	N	\$ 207,300	\$ 104,805	\$ 102,495	\$ 1.5437	\$ 2.2845	\$ 1,526.12	\$ 2,432.30	\$ 260.60	\$ -	\$ 645.58	\$ 906.18	\$ 69.36	\$ 22.20	\$ 814.62
Crum, Matthew R & Emily N	53-08-17-301-112.000-008	1599	1B	N	\$ 257,700	\$ 122,445	\$ 135,255	\$ 1.5437	\$ 2.2845	\$ 2,013.88	\$ 3,032.13	\$ 324.88	\$ -	\$ 693.37	\$ 1,018.25	\$ 69.36	\$ 22.20	\$ 926.69
Yeager, Joshua D & Mako, Karen D	53-08-17-301-107.000-008	1599	1B	N	\$ 247,800	\$ 118,980	\$ 128,820	\$ 1.5437	\$ 2.2845	\$ 2,914.29	\$ 3,124.24	\$ 312.24	\$ -	\$ 683.97	\$ 996.21	\$ 69.36	\$ 22.20	\$ 904.65
Rajaii, Mohammad & Jalane Deckard	53-08-17-301-167.000-008	1599	1B	N	\$ 257,800	\$ 122,480	\$ 135,320	\$ 1.5437	\$ 2.2845	\$ 2,014.86	\$ 3,033.30	\$ 324.99	\$ -	\$ 693.45	\$ 1,018.44	\$ 69.36	\$ 22.20	\$ 926.88
Brauer, Sara M	53-08-17-301-121.000-008	1599	1B	N	\$ 231,400	\$ 113,240	\$ 118,160	\$ 1.5437	\$ 2.2845	\$ 1,759.36	\$ 2,719.12	\$ 291.33	\$ -	\$ 668.43	\$ 959.76	\$ 69.36	\$ 22.20	\$ 868.20
Podichetti, Murali & Jagirdar, Roopa Kiran	53-08-17-301-114.000-008	1599	1B	N	\$ 196,400	\$ 100,990	\$ 95,410	\$ 1.5437	\$ 2.2845	\$ 1,420.60	\$ 2,302.58	\$ 246.70	\$ -	\$ 635.28	\$ 881.98	\$ 69.36	\$ 22.20	\$ 790.42
Swan, David & Desiree	53-08-17-108-011.000-008		1B	N	\$ 147,100	\$ 83,735	\$ 63,365	\$ 1.5437	\$ 2.2845	\$ 943.48	\$ 1,563.80	\$ 167.55	\$ -	\$ 452.76	\$ 620.32	\$ 69.36	\$ 22.20	\$ 528.76
Zonkel, Christine	53-08-17-108-012.000-008		1B	N	\$ 143,700	\$ 82,545	\$ 61,155	\$ 1.5437	\$ 2.2845	\$ 910.56	\$ 1,509.25	\$ 161.71	\$ -	\$ 436.97	\$ 598.69	\$ 69.36	\$ 37.08	\$ 492.25
Thrush, Robert Scott	53-08-17-108-013.000-008		1B	N	\$ 166,100	\$ 87,655	\$ 78,445	\$ 1.5437	\$ 2.2845	\$ 1,170.64	\$ 1,940.30	\$ 207.88	\$ -	\$ 561.77	\$ 769.66	\$ 69.36	\$ 37.08	\$ 663.22
Rucola Dev Corp	53-08-17-200-001.000-008	1253	1B	N	\$ -	\$ -	\$ -	\$ 1.5437	\$ 2.2845	\$ -	\$ -	\$ -	\$ -	\$ -	\$ -	\$ -	\$ -	\$ -
Owens, Brandon Kyle	53-08-17-107-008.000-008		1B	N	\$ 168,200	\$ 91,120	\$ 77,080	\$ 1.5437	\$ 2.2845	\$ 1,147.68	\$ 1,902.27	\$ 203.82	\$ -	\$ 550.77	\$ 754.59	\$ 69.36	\$ 22.20	\$ 663.03
Forman, Maureen & Christopher Koester	53-08-17-107-012.000-008		1B	N	\$ 133,400	\$ 78,765	\$ 54,635	\$ 1.5437	\$ 2.2845	\$ 813.48	\$ 1,348.33	\$ 144.46	\$ -	\$ 390.39	\$ 534.85	\$ 69.36	\$ 37.08	\$ 428.41
Zinser, Zachary Alan & Diana Jane Weinblatt	53-08-17-107-004.000-008		1B	N	\$ 162,000	\$ 88,950	\$ 73,050	\$ 1.5437	\$ 2.2845	\$ 1,087.68	\$ 1,802.80	\$ 193.16	\$ -	\$ 521.96	\$ 715.12	\$ 69.36	\$ 22.20	\$ 623.56
Martindale, Matthew S & Elizabeth A	53-08-17-107-001.000-008		1B	N	\$ 178,500	\$ 94,725	\$ 83,775	\$ 1.5437	\$ 2.2845	\$ 1,247.36	\$ 2,067.48	\$ 221.52	\$ -	\$ 598.60	\$ 820.12	\$ 69.36	\$ 37.08	\$ 713.68
Talbot, Michelle H; Talbot, Sue H & Talbot, Robert M Jr	53-08-17-107-003.000-008		1B	N	\$ 153,000	\$ 85,800	\$ 67,200	\$ 1.5437	\$ 2.2845	\$ 1,000.60	\$ 1,658.44	\$ 177.69	\$ -	\$ 480.15	\$ 657.84	\$ 69.36	\$ 37.08	\$ 551.40
Sayre, Katherine M	53-08-17-107-002.000-008		1B	N	\$ 139,000	\$ -	\$ 139,000	\$ 1.5437	\$ 2.2845	\$ 2,145.74	\$ 3,263.52	\$ 349.66	\$ -	\$ 768.12	\$ 1,117.78	\$ 69.36	\$ 37.08	\$ 1,011.34
Brown, Kristi L	53-08-17-301-168.000-008	1599	1B	N	\$ 240,400	\$ 116,390	\$ 124,010	\$ 1.5437	\$ 2.2845	\$ 1,846.46	\$ 2,826.23	\$ 302.81	\$ -	\$ 676.96	\$ 979.77	\$ 69.36	\$ 22.20	\$ 888.21
Steele, Nelson E & Elizabeth A	53-08-17-301-163.000-008	1599	1B	N	\$ 194,700	\$ 100,395	\$ 94,305	\$ 1.5437	\$ 2.2845	\$ 1,404.16	\$ 2,282.36	\$ 244.55	\$ -	\$ 633.66	\$ 878.20	\$ 69.36	\$ 22.20	\$ 786.64
Bragin, Nicholas A & Anna M	53-08-17-301-137.000-008	1599	1B	N	\$ 268,300	\$ 125,980	\$ 142,320	\$ 1.5437	\$ 2.2845	\$ 2,119.08	\$ 3,152.85	\$ 337.80	\$ -	\$ 695.97	\$ 1,033.77	\$ 69.36	\$ 22.20	\$ 942.21
Kluesner, Linus W & Nancy M	53-08-17-301-177.000-008	1599	1B	N	\$ 211,200	\$ 103,170	\$ 108,030	\$ 1.5437	\$ 2.2845	\$ 1,608.52	\$ 2,481.97	\$ 265.93	\$ -	\$ 607.51	\$ 873.45	\$ 69.36	\$ 22.20	\$ 781.89
Calloway, Jeffrey G & Amy E	53-08-17-301-171.000-008	1599	1B	N	\$ 256,200	\$ 121,920	\$ 134,280	\$ 1.5437	\$ 2.2845	\$ 1,999.38	\$ 3,014.28	\$ 322.97	\$ -	\$ 691.93	\$ 1,014.90	\$ 69.36	\$ 22.20	\$ 923.34
Kaatz, Jean L	53-08-17-301-120.000-008	1599	1B	N	\$ 275,200	\$ 125,570	\$ 149,630	\$ 1.5437	\$ 2.2845	\$ 2,227.94	\$ 3,243.63	\$ 347.54	\$ -	\$ 668.15	\$ 1,015.69	\$ 69.36	\$ 22.20	\$ 924.13
Kleinbauer, L Mark & Susan K	53-08-17-100-044.000-008		1B	N	\$ 126,900	\$ 73,490	\$ 53,410	\$ 1.5437	\$ 2.2845	\$ 795.52	\$ 1,318.56	\$ 141.27	\$ -	\$ 381.77	\$ 523.04	\$ 69.36	\$ 22.20	\$ 431.48
Hays, David K w/l/e Tony Deloyed Hays	53-08-17-400-024.000-008		1B	N	\$ 165,900	\$ 87,315	\$ 78,585	\$ 1.5437	\$ 2.2845	\$ 1,170.10	\$ 1,939.39	\$ 207.79	\$ -	\$ 561.50	\$ 769.29	\$ 69.36	\$ 14.76	\$ 685.17
Wulf, Anne W	53-08-17-103-004.000-008		1B	N	\$ 171,000	\$ 89,100	\$ 81,900	\$ 1.5437	\$ 2.2845	\$ 1,219.46	\$ 2,003.53	\$ 214.66	\$ -	\$ 569.41	\$ 784.07	\$ 69.36	\$ 22.20	\$ 692.51
Ellington, Jeffrey E & Hope Habbe	53-08-20-100-013.000-008		1B	N	\$ 4,600	\$ -	\$ 4,600	\$ 1.5437	\$ 2.2845	\$ 71.00	\$ 117.70	\$ 12.61	\$ -	\$ 34.09	\$ 46.70	\$ -	\$ -	\$ 46.70
E R W Corp	53-08-20-100-030.000-008	2266	1B	N	\$ -	\$ -	\$ -	\$ 1.5437	\$ 2.2845	\$ -	\$ -	\$ -	\$ -	\$ -	\$ -	\$ -	\$ -	\$ -
Gall, Mark A	53-08-20-102-003.000-008	1157	1B	N	\$ 209,800	\$ 102,680	\$ 107,120	\$ 1.5437	\$ 2.2845	\$ 1,594.98	\$ 2,465.29	\$ 264.13	\$ -	\$ 606.18	\$ 870.31	\$ 69.36	\$ 22.20	\$ 778.75
Ranz, Jaclyn	53-08-20-102-015.000-008	1157	1B	N	\$ 183,100	\$ 95,985	\$ 87,115	\$ 1.5437	\$ 2.2845	\$ 1,297.12	\$ 2,133.48	\$ 228.59	\$ -	\$ 607.77	\$ 836.36	\$ 69.36	\$ 37.08	\$ 729.92
George, Edward J. & Mary Ellen	53-08-20-102-012.000-008	1157	1B	N	\$ 199,900	\$ 99,215	\$ 100,685	\$ 1.5437	\$ 2.2845	\$ 1,499.16	\$ 2,347.47	\$ 251.51	\$ -	\$ 596.80	\$ 848.31	\$ 69.36	\$ 37.08	\$ 741.87
Owicki, Eleanor A	53-08-20-102-006.000-008	1157	1B	N	\$ 198,000	\$ 101,550	\$ 96,450	\$ 1.5437	\$ 2.2845	\$ 1,436.12	\$ 2,321.63	\$ 248.75	\$ -	\$ 636.76	\$ 885.51	\$ 69.36	\$ 37.08	\$ 779.07
Towle, Susan M & Towle, Cheryl D	53-08-20-102-005.000-008	1157	1B	N	\$ 192,200	\$ 99,520	\$ 92,680	\$ 1.5437	\$ 2.2845	\$ 1,379.96	\$ 2,252.61	\$ 241.36	\$ -	\$ 631.29	\$ 872.65	\$ 69.36	\$ 14.76	\$ 788.53

City of Bloomington

Area #1B: South-West Annexation Area - Tax Impacts Analysis



Note (1): This section shoes the inc/(dec) in tax bills due to differences between township fire protection rates and the Monroe Fire Protection District fire rate

Owner Name	Parcel #	Waiver	Annexation Area	AG	2020 Pay 2021 Gross AV	2020 Pay 2021 Deductions /Exemptions	2020 Pay 2021 NAV	Pre-Annex 2020 Pay 2021 Prop Tax Rate	Post-Annex Prop Tax Rate	Pre-Annex Tax Bill	Post-Annex Tax Bill	Net Tax Bill Increase Due Solely to AV Growth (12% - Aggregate over 4 years)	Net Tax Bill Increase Due to Difference Between Fire Rates (1)	Net Tax Bill Increase Due to Annexation	Total Post-Annexation Net Tax Bill Increase	Benefit 1 Yearly Sewer Bill Savings (@ 4000 Gal/Month)	Benefit 2 Yearly Fire Protection (Water Surcharge) Savings	Post-Annex Tax Bill Inc/(Dec) Net of Benefits
Belcher, Thomas J & Sherrill A	53-08-20-102-007.000-008	1157	1B	N	\$ 170,800	\$ -	\$ 170,800	\$ 1.5437	\$ 2.2845	\$ 2,636.64	\$ 4,010.14	\$ 429.66	\$ -	\$ 943.84	\$ 1,373.50	\$ 69.36	\$ 14.76	\$ 1,289.38
Fullerton LLC	53-08-19-200-049.000-008		1B	N	\$ 13,300	\$ -	\$ 13,300	\$ 1.5437	\$ 2.2845	\$ 205.32	\$ 340.30	\$ 36.46	\$ -	\$ 98.52	\$ 134.98	\$ -	\$ -	\$ 134.98
Rudicil, Karen K	53-08-17-102-070.000-008		1B	N	\$ 171,800	\$ 89,170	\$ 82,630	\$ 1.5437	\$ 2.2845	\$ 1,230.66	\$ 2,021.27	\$ 216.57	\$ -	\$ 574.04	\$ 790.61	\$ 69.36	\$ 14.76	\$ 706.49
Eck, Jon C & Starr L	53-08-17-100-002.000-008	1313	1B	N	\$ 169,200	\$ 88,470	\$ 80,730	\$ 1.5437	\$ 2.2845	\$ 1,202.04	\$ 1,982.12	\$ 212.38	\$ -	\$ 567.70	\$ 780.08	\$ 69.36	\$ 14.76	\$ 695.96
McConahay, Mark & Kathleen	53-08-17-110-005.000-008	2356	1B	N	\$ 149,200	\$ 81,470	\$ 67,730	\$ 1.5437	\$ 2.2845	\$ 1,008.48	\$ 1,671.53	\$ 179.10	\$ -	\$ 483.95	\$ 663.05	\$ 69.36	\$ 14.76	\$ 578.93
Quimby, Joshua C & Claire E	53-08-20-102-004.000-008	1157	1B	N	\$ 235,300	\$ 114,605	\$ 120,695	\$ 1.5437	\$ 2.2845	\$ 1,797.10	\$ 2,765.53	\$ 296.30	\$ -	\$ 672.13	\$ 968.43	\$ 69.36	\$ 22.20	\$ 876.87
Qualls, George A & Barbara S	53-08-20-102-009.000-008	1157	1B	N	\$ 182,500	\$ 96,125	\$ 86,375	\$ 1.5437	\$ 2.2845	\$ 1,286.08	\$ 2,131.65	\$ 228.39	\$ -	\$ 617.18	\$ 845.57	\$ 69.36	\$ 22.20	\$ 754.01
Hacker, Joseph II	53-01-40-892-000.000-008		1B	N	\$ 104,400	\$ 65,615	\$ 38,785	\$ 1.5437	\$ 2.2845	\$ 577.76	\$ 957.62	\$ 102.60	\$ -	\$ 277.26	\$ 379.86	\$ 69.36	\$ 14.76	\$ 295.74
RSSJ Rentals LLC	53-08-19-200-028.000-008		1B	N	\$ 144,200	\$ -	\$ 144,200	\$ 1.5437	\$ 2.2845	\$ 2,226.00	\$ 3,387.51	\$ 362.95	\$ -	\$ 798.56	\$ 1,161.51	\$ -	\$ -	\$ 1,161.51
Burcham, Douglas Joe & Rita Kay	53-08-17-401-015.000-008	1358	1B	N	\$ 120,300	\$ 71,355	\$ 48,945	\$ 1.5437	\$ 2.2845	\$ 728.76	\$ 1,207.91	\$ 129.41	\$ -	\$ 349.74	\$ 479.15	\$ 69.36	\$ 14.76	\$ 395.03
Duncan, Inez M Revocable Living Trust	53-08-17-401-009.000-008		1B	N	\$ 30,100	\$ -	\$ 30,100	\$ 1.5437	\$ 2.2845	\$ 464.64	\$ 770.15	\$ 82.52	\$ -	\$ 222.99	\$ 305.51	\$ -	\$ -	\$ 305.51
Country Club Terrace Land LLC	53-08-17-401-011.000-008		1B	N	\$ 849,600	\$ -	\$ 849,600	\$ 1.5437	\$ 2.2845	\$ 13,115.28	\$ 19,947.38	\$ 2,137.22	\$ -	\$ 4,694.88	\$ 6,832.10	\$ -	\$ -	\$ 6,832.10
Duncan, Brandon	53-08-17-401-014.000-008		1B	N	\$ 171,700	\$ 87,105	\$ 84,595	\$ 1.5437	\$ 2.2845	\$ 1,263.10	\$ 2,093.52	\$ 224.30	\$ -	\$ 606.13	\$ 830.42	\$ 69.36	\$ 22.20	\$ 738.86
Johnson, Dennis L. & Linda J.	53-08-17-407-041.000-008		1B	N	\$ 104,700	\$ 65,685	\$ 39,015	\$ 1.5437	\$ 2.2845	\$ 581.24	\$ 963.40	\$ 103.23	\$ -	\$ 278.93	\$ 382.16	\$ 69.36	\$ 22.20	\$ 290.60
Shields, Anthony J	53-08-17-400-029.000-008		1B	N	\$ 127,900	\$ 77,015	\$ 50,885	\$ 1.5437	\$ 2.2845	\$ 757.66	\$ 1,255.79	\$ 134.55	\$ -	\$ 363.59	\$ 498.13	\$ -	\$ -	\$ 498.13
Burke, Alexander L & Sarah B Davis	53-08-17-102-003.000-008		1B	N	\$ 140,400	\$ 81,390	\$ 59,010	\$ 1.5437	\$ 2.2845	\$ 878.64	\$ 1,456.31	\$ 156.03	\$ -	\$ 421.64	\$ 577.67	\$ 69.36	\$ 14.76	\$ 493.55
Boling, Todd & Beth	53-01-40-111-000.000-008	2169	1B	Y	\$ 41,900	\$ -	\$ 41,900	\$ 1.5437	\$ 2.2845	\$ 646.80	\$ 646.80	\$ 425.27	\$ -	\$ -	\$ 425.27	\$ -	\$ -	\$ 425.27
Moore, Brian E & Carla S	53-08-18-400-001.000-008	2169	1B	N	\$ 2,619,400	\$ 649,750	\$ 1,969,650	\$ 1.5437	\$ 2.2845	\$ 29,548.70	\$ 36,699.06	\$ 3,932.04	\$ -	\$ 3,218.31	\$ 7,150.36	\$ -	\$ -	\$ 7,150.36
City of Bloomington, Indiana	53-01-40-111-003.000-008		1B	N	\$ -	\$ -	\$ -	\$ 1.5437	\$ 2.2845	\$ -	\$ -	\$ -	\$ -	\$ -	\$ -	\$ -	\$ -	\$ -
City of Bloomington, Indiana	53-08-18-400-002.000-008		1B	N	\$ -	\$ -	\$ -	\$ 1.5437	\$ 2.2845	\$ -	\$ -	\$ -	\$ -	\$ -	\$ -	\$ -	\$ -	\$ -
McGuire, Ashley E	53-08-17-204-008.000-008		1B	N	\$ 173,900	\$ 93,115	\$ 80,785	\$ 1.5437	\$ 2.2845	\$ 1,202.86	\$ 1,993.69	\$ 213.61	\$ -	\$ 577.23	\$ 790.83	\$ 69.36	\$ 14.76	\$ 706.71
McGuire, Judith A	53-08-17-102-052.000-008		1B	N	\$ 137,600	\$ -	\$ 137,600	\$ 1.5437	\$ 2.2845	\$ 2,124.12	\$ 3,230.65	\$ 346.14	\$ -	\$ 760.39	\$ 1,106.53	\$ 69.36	\$ 22.20	\$ 1,014.97
Seyller, Michael C & Cox, Mark	53-08-17-107-010.000-008		1B	N	\$ 165,200	\$ 90,070	\$ 75,130	\$ 1.5437	\$ 2.2845	\$ 1,118.66	\$ 1,854.15	\$ 198.67	\$ -	\$ 536.82	\$ 735.49	\$ 69.36	\$ 37.08	\$ 629.05
Bracken, James J & Daryl L	53-08-17-107-005.000-008		1B	N	\$ 169,800	\$ 91,680	\$ 78,120	\$ 1.5437	\$ 2.2845	\$ 1,163.18	\$ 1,927.92	\$ 206.55	\$ -	\$ 558.18	\$ 764.74	\$ 69.36	\$ 37.08	\$ 658.30
Kessler, Mary Lou	53-08-17-107-006.000-008		1B	N	\$ 163,200	\$ 89,370	\$ 73,830	\$ 1.5437	\$ 2.2845	\$ 1,099.30	\$ 1,822.07	\$ 195.23	\$ -	\$ 527.54	\$ 722.77	\$ 69.36	\$ 37.08	\$ 616.33
Roney, Timothy L & Jodi M	53-08-17-107-009.000-008		1B	N	\$ 176,100	\$ 93,885	\$ 82,215	\$ 1.5437	\$ 2.2845	\$ 1,224.16	\$ 2,029.00	\$ 217.40	\$ -	\$ 587.44	\$ 804.84	\$ 69.36	\$ 37.08	\$ 698.40
Harms, Matthew G	53-08-17-107-011.000-008		1B	N	\$ 161,200	\$ 88,670	\$ 72,530	\$ 1.5437	\$ 2.2845	\$ 1,079.96	\$ 1,789.98	\$ 191.79	\$ -	\$ 518.23	\$ 710.02	\$ 69.36	\$ 22.20	\$ 618.46
Hofferth, John W & Lesa G	53-01-41-741-039.000-008	1730	1B	N	\$ 117,400	\$ 73,340	\$ 44,060	\$ 1.5437	\$ 2.2845	\$ 656.04	\$ 1,087.35	\$ 116.50	\$ -	\$ 314.81	\$ 431.31	\$ 69.36	\$ 22.20	\$ 339.75
Davidson, Kathy J	53-01-41-741-040.000-008	1730	1B	N	\$ 125,500	\$ 76,175	\$ 49,325	\$ 1.5437	\$ 2.2845	\$ 734.44	\$ 1,217.29	\$ 130.42	\$ -	\$ 352.43	\$ 482.85	\$ 69.36	\$ 37.08	\$ 376.41
Bomba, Elizabeth	53-01-41-741-041.000-008	1730	1B	N	\$ 125,500	\$ -	\$ 125,500	\$ 1.5437	\$ 2.2845	\$ 1,937.34	\$ 2,946.56	\$ 315.70	\$ -	\$ 693.52	\$ 1,009.22	\$ 69.36	\$ 37.08	\$ 902.78
Benckart, Kelsy L	53-01-41-741-042.000-008	1730	1B	N	\$ 125,500	\$ 73,175	\$ 52,325	\$ 1.5437	\$ 2.2845	\$ 779.10	\$ 1,291.33	\$ 138.36	\$ -	\$ 373.88	\$ 512.23	\$ 69.36	\$ 22.20	\$ 420.67
Rubeck, Ronald R & M Kathleen	53-01-41-741-043.000-008	1730	1B	N	\$ 127,400	\$ -	\$ 127,400	\$ 1.5437	\$ 2.2845	\$ 1,966.68	\$ 2,991.17	\$ 320.48	\$ -	\$ 704.01	\$ 1,024.49	\$ 69.36	\$ 22.20	\$ 932.93
Rubeck, Brent Ryan	53-01-41-741-044.000-008	1730	1B	N	\$ 127,400	\$ -	\$ 127,400	\$ 1.5437	\$ 2.2845	\$ 1,966.68	\$ 2,991.17	\$ 320.48	\$ -	\$ 704.01	\$ 1,024.49	\$ 69.36	\$ 37.08	\$ 918.05
Edwards, Tina N	53-01-41-741-045.000-008	1730	1B	N	\$ 127,400	\$ 76,840	\$ 50,560	\$ 1.5437	\$ 2.2845	\$ 752.80	\$ 1,247.76	\$ 133.68	\$ -	\$ 361.27	\$ 494.96	\$ 69.36	\$ 37.08	\$ 388.52
Taylor, Jill L	53-01-41-741-046.000-008	1730	1B	N	\$ 146,500	\$ 83,525	\$ 62,975	\$ 1.5437	\$ 2.2845	\$ 937.68	\$ 1,554.16	\$ 166.52	\$ -	\$ 449.97	\$ 616.48	\$ 69.36	\$ 37.08	\$ 510.04
Roehling, Steven R	53-01-41-741-047.000-008	1730	1B	N	\$ 130,500	\$ 77,925	\$ 52,575	\$ 1.5437	\$ 2.2845	\$ 782.82	\$ 1,297.50	\$ 139.02	\$ -	\$ 375.66	\$ 514.68	\$ 69.36	\$ 22.20	\$ 423.12
Harris, John H	53-01-41-741-048.000-008	1730	1B	N	\$ 117,500	\$ 70,375	\$ 47,125	\$ 1.5437	\$ 2.2845	\$ 701.68	\$ 1,162.99	\$ 124.61	\$ -	\$ 336.71	\$ 461.31	\$ 69.36	\$ 22.20	\$ 369.75
Agh, Ryan E & Agh, Julius C & Terri S	53-01-41-741-049.000-008	1730	1B	N	\$ 123,200	\$ 75,370	\$ 47,830	\$ 1.5437	\$ 2.2845	\$ 712.16	\$ 1,180.41	\$ 126.48	\$ -	\$ 341.77	\$ 468.25	\$ 69.36	\$ 22.20	\$ 376.69
Smith, Neil; Kaley, Emily	53-08-17-301-140.000-008	1599	1B	N	\$ 208,000	\$ 105,050	\$ 102,950	\$ 1.5437	\$ 2.2845	\$ 1,532.88	\$ 2,440.64	\$ 261.50	\$ -	\$ 646.26	\$ 907.76	\$ 69.36	\$ 22.20	\$ 816.20
Granger, Robert Edward & Meredith Michelle	53-08-17-301-132.000-008	1599	1B	N	\$ 235,000	\$ 114,500	\$ 120,500	\$ 1.5437	\$ 2.2845	\$ 1,794.20	\$ 2,761.97	\$ 295.92	\$ -	\$ 671.84	\$ 967.77	\$ 69.36	\$ 22.20	\$ 876.21
Wang, Yi	53-08-17-301-176.000-008	1599	1B	N	\$ 197,600	\$ 98,410	\$ 99,190	\$ 1.5437	\$ 2.2845	\$ 1,476.92	\$ 2,320.11	\$ 248.59	\$ -	\$ 594.60	\$ 843.19	\$ 69.36	\$ 22.20	\$ 751.63
Cady, Dorn D & Kimberly K	53-08-17-301-185.000-008	1599	1B	N	\$ 263,800	\$ 146,540	\$ 117,260	\$ 1.5437	\$ 2.2845	\$ 1,745.96	\$ 2,893.85	\$ 310.05	\$ -	\$ 837.84	\$ 1,147.89	\$ 69.36	\$ 22.20	\$ 1,056.33
Steele, James R & Jennifer	53-08-17-301-184.000-008	1599	1B	N	\$ 248,700	\$ 119,295	\$ 129,405	\$ 1.5437	\$ 2.2845	\$ 1,926.80	\$ 2,925.02	\$ 313.40	\$ -	\$ 684.82	\$ 998.22	\$ 69.36	\$ 22.20	\$ 906.66
Dennist, Dedic R	53-08-17-301-147.000-008	1599	1B	N	\$ 201,700	\$ 3,000	\$ 198,700	\$ 1.5437	\$ 2.2845	\$ 3,067.32	\$ 4,732.39	\$ 507.04	\$ -	\$ 1,158.03	\$ 1,665.07	\$ 69.36	\$ 22.20	\$ 1,573.51
Staten, Jessica G & Dobbs, Shane	53-08-17-301-199.000-008	1599	1B	N	\$ 277,800	\$ 128,605	\$ 149,195	\$ 1.5437	\$ 2.2845	\$ 2,221.44	\$ 3,244.27	\$ 347.59	\$ -	\$ 675.23	\$ 1,022.83	\$ 69.36	\$ 22.20	\$ 931.27
Anderson, Dana L & Thalia M	53-08-17-301-198.000-008	1599	1B	N	\$ 277,400	\$ 129,340	\$ 148,060	\$ 1.5437	\$ 2.2845	\$ 2,204.56	\$ 3,266.57	\$ 349.99	\$ -	\$ 712.02	\$ 1,062.01	\$ 69.36	\$ 22.20	\$ 970.45
Jerome, John R & Roseanne G	53-08-17-301-139.000-008	1599	1B	N	\$ 261,100	\$ 148,595	\$ 112,505	\$ 1.5437	\$ 2.2845	\$ 1,675.16	\$ 2,776.53	\$ 297.49	\$ -	\$ 803.87	\$ 1,101.37	\$ 69.36	\$ 22.20	\$ 1,009.81
Weeks, Doris M	53-08-17-301-138.000-008	1599	1B	N	\$ 254,200	\$ 121,220	\$ 132,980	\$ 1.5437	\$ 2.2845	\$ 1,980.47	\$ 2,990.47	\$ 320.42	\$ -	\$ 690.04	\$ 1,010.45	\$ 69.36	\$ 22.20	\$ 918.89
Liu, Zifei	53-08-17-301-127.000-008	1599	1B	N	\$ 269,200	\$ 123,470	\$ 145,730	\$ 1.5437	\$ 2.2845	\$ 2,169.86	\$ 3,172.23	\$ 339.89	\$ -	\$ 662.48	\$ 1,002.37	\$ 69.36	\$ 22.20	\$ 910.81
Brown, Paul D	53-08-17-301-118.000-008	1599	1B	N	\$ 260,700	\$ 123,495	\$ 137,205	\$ 1.5437	\$ 2.2845	\$ 2,042.92	\$ 3,067.83	\$ 328.70	\$ -	\$ 696.21	\$ 1,024.91	\$ 69.36	\$ 22.20	\$ 933.35
Salva, Christian Robelle V	53-08-17-301-219.000-008	1599	1B	N	\$ 218,000	\$ 108,550	\$ 109,450	\$ 1.5437	\$ 2.2845	\$ 1,629.68	\$ 2,559.65	\$ 274.25	\$ -	\$ 655.72	\$ 929.97	\$ 69.36	\$ 22.20	\$ 838.41
Smith, Jay D & Marlene H	53-08-17-301-119.000-008	1599	1B	N	\$ 269,900	\$ 123,715	\$ 146,185	\$ 1.5437	\$ 2.2845	\$ 2,176.64	\$ 3,180.55	\$ 340.77	\$ -	\$ 663.14	\$ 1,003.91	\$ 69.36	\$ 22.20	\$ 912.35

City of Bloomington

Area #1B: South-West Annexation Area - Tax Impacts Analysis

Note (1): This section shoes the inc/(dec) in tax bills due to differences between township fire protection rates and the Monroe Fire Protection District fire rate

Owner Name	Parcel #	Waiver	Annexation Area	AG	2020 Pay 2021 Gross AV	2020 Pay 2021 Deductions /Exemptions	2020 Pay 2021 NAV	Pre-Annex 2020 Pay Prop Tax Rate	Post-Annex Prop Tax Rate	Pre-Annex Tax Bill	Post-Annex Tax Bill	Net Tax Bill Increase Due Solely to AV Growth (12% - Aggregate over 4 years)	Net Tax Bill Increase Due to Difference Between Fire Rates (1)	Net Tax Bill Increase Due to Annexation	Total Post-Annexation Net Tax Bill Increase	Benefit 1 Yearly Sewer Bill Savings (@ 4000 Gal/Month)	Benefit 2 Yearly Fire Protection (Water Surcharge) Savings	Post-Annex Tax Bill Inc/(Dec) Net of Benefits
Bullman, Nicholas D	53-08-17-301-217.000-008	1599	1B	N	\$ 212,500	\$ 106,625	\$ 105,875	\$ 1.5437	\$ 2.2845	\$ 1,576.44	\$ 2,494.19	\$ 267.23	\$ -	\$ 650.52	\$ 917.75	\$ 69.36	\$ 22.20	\$ 826.19
Whitt, Robert D & Susan C	53-08-17-301-218.000-008	1599	1B	N	\$ 301,800	\$ 137,880	\$ 163,920	\$ 1.5437	\$ 2.2845	\$ 2,440.70	\$ 3,556.95	\$ 381.09	\$ -	\$ 735.15	\$ 1,116.25	\$ 69.36	\$ 22.20	\$ 1,024.69
Hanlon, Cosima A	53-08-17-300-004.000-008	1599	1B	N	\$ 256,700	\$ 122,095	\$ 134,605	\$ 1.5437	\$ 2.2845	\$ 2,004.22	\$ 3,020.23	\$ 323.60	\$ -	\$ 692.40	\$ 1,016.01	\$ 69.36	\$ 22.20	\$ 924.45
Aguilar, Abel R	53-08-17-301-170.000-008	1599	1B	N	\$ 275,600	\$ 125,710	\$ 149,890	\$ 1.5437	\$ 2.2845	\$ 2,231.80	\$ 3,248.39	\$ 348.05	\$ -	\$ 668.54	\$ 1,016.59	\$ 69.36	\$ 22.20	\$ 925.03
Leffel, Kyle G & Jordan	53-08-17-301-220.000-008	1599	1B	N	\$ 263,200	\$ 124,370	\$ 138,830	\$ 1.5437	\$ 2.2845	\$ 2,067.12	\$ 3,097.58	\$ 331.89	\$ -	\$ 698.57	\$ 1,030.46	\$ 69.36	\$ 22.20	\$ 938.90
Foley, Paul Michael III	53-08-17-105-001.000-008	1730	1B	N	\$ 121,700	\$ 3,000	\$ 118,700	\$ 1.5437	\$ 2.2845	\$ 1,832.36	\$ 2,854.11	\$ 305.80	\$ -	\$ 715.95	\$ 1,021.75	\$ 69.36	\$ 37.08	\$ 915.31
Brentwood Development Corp.	53-08-17-105-003.000-008	1253	1B	N	\$ -	\$ -	\$ -	\$ 1.5437	\$ 2.2845	\$ -	\$ -	\$ -	\$ -	\$ -	\$ -	\$ -	\$ -	\$ -
Devine, Tyler A	53-08-17-106-018.000-008		1B	N	\$ 170,800	\$ 92,030	\$ 78,770	\$ 1.5437	\$ 2.2845	\$ 1,172.84	\$ 1,943.95	\$ 208.27	\$ -	\$ 562.84	\$ 771.11	\$ -	\$ -	\$ 771.11
Desmond, Joshua G	53-08-17-106-004.000-008		1B	N	\$ 169,600	\$ 91,610	\$ 77,990	\$ 1.5437	\$ 2.2845	\$ 1,161.24	\$ 1,924.72	\$ 206.22	\$ -	\$ 557.26	\$ 763.48	\$ -	\$ -	\$ 763.48
Antalis, Michael S & Megan E	53-08-17-106-007.000-008		1B	N	\$ 165,700	\$ 90,245	\$ 75,455	\$ 1.5437	\$ 2.2845	\$ 1,123.50	\$ 1,862.17	\$ 199.53	\$ -	\$ 539.14	\$ 738.67	\$ -	\$ -	\$ 738.67
Knipstine, Eric D; Springer, Abigail N	53-08-17-102-008.000-008		1B	N	\$ 150,000	\$ 84,750	\$ 65,250	\$ 1.5437	\$ 2.2845	\$ 971.54	\$ 1,610.30	\$ 172.53	\$ -	\$ 466.23	\$ 638.76	\$ 69.36	\$ 14.76	\$ 554.64
Jordan, Robert D & Jacqueline	53-08-18-103-003.313-008	1599	1B	N	\$ 282,200	\$ 131,020	\$ 151,180	\$ 1.5437	\$ 2.2845	\$ 2,251.02	\$ 3,323.70	\$ 356.12	\$ -	\$ 716.57	\$ 1,072.68	\$ 69.36	\$ 22.20	\$ 981.12
Highlands Homeowners Association Inc	53-08-18-103-003.454-008	1599	1B	N	\$ -	\$ -	\$ -	\$ 1.5437	\$ 2.2845	\$ -	\$ -	\$ -	\$ -	\$ -	\$ -	\$ -	\$ -	\$ -
Highlands Homeowners Association Inc	53-01-41-708-900.000-008	1599	1B	N	\$ -	\$ -	\$ -	\$ 1.5437	\$ 2.2845	\$ -	\$ -	\$ -	\$ -	\$ -	\$ -	\$ -	\$ -	\$ -
Highlands Homeowners Association Inc	53-01-41-709-000.000-008	1599	1B	N	\$ -	\$ -	\$ -	\$ 1.5437	\$ 2.2845	\$ -	\$ -	\$ -	\$ -	\$ -	\$ -	\$ -	\$ -	\$ -
CPW Properties LLC	53-01-41-709-001.000-008	1447	1B	N	\$ 9,000	\$ -	\$ 9,000	\$ 1.5437	\$ 2.2845	\$ 138.92	\$ 230.28	\$ 24.67	\$ -	\$ 66.68	\$ 91.36	\$ -	\$ -	\$ 91.36
Letner, John W & Kimberly M	53-08-20-102-010.000-008	1157	1B	N	\$ 193,600	\$ 100,010	\$ 93,590	\$ 1.5437	\$ 2.2845	\$ 1,393.52	\$ 2,269.27	\$ 243.14	\$ -	\$ 632.61	\$ 875.75	\$ 69.36	\$ 22.20	\$ 784.19
Dafoe, Alan R & Donna J	53-08-20-102-013.000-008	1157	1B	N	\$ 213,700	\$ 106,345	\$ 107,355	\$ 1.5437	\$ 2.2845	\$ 1,598.48	\$ 2,486.84	\$ 266.45	\$ -	\$ 621.90	\$ 888.36	\$ 69.36	\$ 22.20	\$ 796.80
Galyan, Barry K. & Brenda K.	53-08-20-102-002.000-008	1157	1B	N	\$ 264,300	\$ 121,755	\$ 142,545	\$ 1.5437	\$ 2.2845	\$ 2,122.44	\$ 3,113.90	\$ 333.62	\$ -	\$ 657.83	\$ 991.46	\$ 69.36	\$ 37.08	\$ 885.02
Martinez, Alfredo & Ofelia	53-08-20-102-001.000-008	1157	1B	N	\$ 184,200	\$ 93,720	\$ 90,480	\$ 1.5437	\$ 2.2845	\$ 1,347.20	\$ 2,160.64	\$ 231.50	\$ -	\$ 581.93	\$ 813.44	\$ 69.36	\$ 37.08	\$ 707.00
Giesler, Jason Edward & Jennifer A Long	53-08-20-102-014.000-008	1157	1B	N	\$ 196,500	\$ 101,025	\$ 95,475	\$ 1.5437	\$ 2.2845	\$ 1,421.60	\$ 2,303.78	\$ 246.83	\$ -	\$ 635.34	\$ 882.18	\$ 69.36	\$ 37.08	\$ 775.74
Blauvelt, Linda D	53-08-20-103-027.000-008		1B	N	\$ 262,300	\$ 124,055	\$ 138,245	\$ 1.5437	\$ 2.2845	\$ 2,058.42	\$ 3,086.86	\$ 330.73	\$ -	\$ 697.71	\$ 1,028.44	\$ 69.36	\$ 37.08	\$ 922.00
Tow, Charles Byron & Carol A	53-08-20-103-028.000-008		1B	N	\$ 213,300	\$ 103,905	\$ 109,395	\$ 1.5437	\$ 2.2845	\$ 1,628.84	\$ 2,506.94	\$ 268.59	\$ -	\$ 609.51	\$ 878.10	\$ 69.36	\$ 37.08	\$ 771.66
Hochstetler, Brian E & Amy B	53-08-20-103-007.000-008		1B	N	\$ 197,800	\$ 100,780	\$ 97,020	\$ 1.5437	\$ 2.2845	\$ 1,444.60	\$ 2,297.59	\$ 246.16	\$ -	\$ 606.83	\$ 852.99	\$ 69.36	\$ 22.20	\$ 761.43
Simpson, Harold G V I & Jane	53-08-20-103-009.000-008		1B	N	\$ 191,400	\$ 95,820	\$ 95,580	\$ 1.5437	\$ 2.2845	\$ 1,423.80	\$ 2,262.75	\$ 242.44	\$ -	\$ 596.50	\$ 838.95	\$ 69.36	\$ 37.08	\$ 732.51
Balk, Suzanne M	53-08-20-103-029.000-008		1B	N	\$ 246,400	\$ 118,140	\$ 128,260	\$ 1.5437	\$ 2.2845	\$ 1,909.74	\$ 2,886.81	\$ 309.30	\$ -	\$ 667.77	\$ 977.07	\$ 69.36	\$ 22.20	\$ 885.51
Laucella, Keith T & Karen E	53-08-20-103-012.000-008		1B	N	\$ 204,400	\$ 100,790	\$ 103,610	\$ 1.5437	\$ 2.2845	\$ 1,542.72	\$ 2,401.03	\$ 257.25	\$ -	\$ 601.06	\$ 858.31	\$ 69.36	\$ 37.08	\$ 751.87
Ellis, Erin L; Muse, Jennifer L	53-08-20-103-011.000-008		1B	N	\$ 193,600	\$ 100,010	\$ 93,590	\$ 1.5437	\$ 2.2845	\$ 1,393.52	\$ 2,269.27	\$ 243.14	\$ -	\$ 632.61	\$ 875.75	\$ 69.36	\$ 37.08	\$ 769.31
McMillan, Marylou	53-08-20-103-016.000-008		1B	N	\$ 200,400	\$ 114,870	\$ 85,530	\$ 1.5437	\$ 2.2845	\$ 1,273.52	\$ 2,110.80	\$ 226.17	\$ -	\$ 611.12	\$ 837.28	\$ 69.36	\$ 37.08	\$ 730.84
Brown, Fredina T	53-08-20-103-015.000-008		1B	N	\$ 204,200	\$ 103,720	\$ 100,480	\$ 1.5437	\$ 2.2845	\$ 1,496.12	\$ 2,395.42	\$ 256.66	\$ -	\$ 642.64	\$ 899.30	\$ 69.36	\$ 37.08	\$ 792.86
Fosha, Joel F & Sherilyn M Living Trust	53-08-20-103-010.000-008		1B	N	\$ 179,000	\$ 94,900	\$ 84,100	\$ 1.5437	\$ 2.2845	\$ 1,252.22	\$ 2,075.51	\$ 222.38	\$ -	\$ 600.92	\$ 823.29	\$ 69.36	\$ 37.08	\$ 716.85
Teuschler, Jacob M & Tashi L	53-08-20-103-001.000-008		1B	N	\$ 244,600	\$ 117,860	\$ 126,740	\$ 1.5437	\$ 2.2845	\$ 1,887.12	\$ 2,876.22	\$ 308.17	\$ -	\$ 680.93	\$ 989.10	\$ 69.36	\$ 37.08	\$ 882.66
Day, Kenneth G. & Lana J.	53-08-20-103-014.000-008		1B	N	\$ 193,400	\$ 96,940	\$ 96,640	\$ 1.5437	\$ 2.2845	\$ 1,436.24	\$ 2,270.11	\$ 243.22	\$ -	\$ 590.65	\$ 833.87	\$ 69.36	\$ 37.08	\$ 727.43
Cook, Bradley D & Emily L	53-08-20-103-005.000-008		1B	N	\$ 188,400	\$ 98,190	\$ 90,210	\$ 1.5437	\$ 2.2845	\$ 1,343.20	\$ 2,207.37	\$ 236.50	\$ -	\$ 627.67	\$ 864.17	\$ 69.36	\$ 37.08	\$ 757.73
Holtscaw, James W	53-08-20-103-004.000-008		1B	N	\$ 208,700	\$ 105,295	\$ 103,405	\$ 1.5437	\$ 2.2845	\$ 1,539.66	\$ 2,448.98	\$ 262.40	\$ -	\$ 646.92	\$ 909.32	\$ 69.36	\$ 37.08	\$ 802.88
Lent, Randall L & Lisa K	53-08-20-103-020.000-008		1B	N	\$ 173,700	\$ 90,045	\$ 83,655	\$ 1.5437	\$ 2.2845	\$ 1,245.60	\$ 2,035.68	\$ 218.12	\$ -	\$ 571.96	\$ 790.08	\$ 69.36	\$ 22.20	\$ 698.52
Anderson, Robert W. & Sara B.	53-08-20-103-019.000-008		1B	N	\$ 235,400	\$ 107,125	\$ 128,275	\$ 1.5437	\$ 2.2845	\$ 1,917.04	\$ 2,946.50	\$ 315.70	\$ -	\$ 713.77	\$ 1,029.46	\$ 69.36	\$ 22.20	\$ 937.90
Garcia, John P. & Frances	53-08-20-103-026.000-008		1B	N	\$ 176,500	\$ 91,025	\$ 85,475	\$ 1.5437	\$ 2.2845	\$ 1,272.68	\$ 2,068.99	\$ 221.68	\$ -	\$ 574.63	\$ 796.31	\$ 69.36	\$ 14.76	\$ 712.19
Bryant, Christopher Michael & Anna Barbara Kearney	53-08-20-103-013.000-008		1B	N	\$ 207,000	\$ 104,700	\$ 102,300	\$ 1.5437	\$ 2.2845	\$ 1,523.20	\$ 2,428.74	\$ 260.22	\$ -	\$ 645.31	\$ 905.54	\$ 69.36	\$ 14.76	\$ 821.42
Schnaars, Matthew H & Elise L A	53-08-17-401-003.000-008		1B	N	\$ 47,700	\$ 38,298	\$ 9,402	\$ 1.5437	\$ 2.2845	\$ 140.00	\$ 232.02	\$ 24.85	\$ -	\$ 67.17	\$ 92.02	\$ -	\$ -	\$ 92.02
Clairbourn, Mark E & Patricia G Trust	53-08-17-102-060.000-008		1B	N	\$ 205,900	\$ 100,965	\$ 104,935	\$ 1.5437	\$ 2.2845	\$ 1,563.00	\$ 2,432.56	\$ 260.63	\$ -	\$ 608.93	\$ 869.56	\$ 69.36	\$ 22.20	\$ 778.00
Vogt, Angela R. & Kimberly S.	53-08-17-402-007.000-008	1297	1B	N	\$ 270,400	\$ 117,720	\$ 152,680	\$ 1.5437	\$ 2.2845	\$ 2,286.04	\$ 3,468.30	\$ 371.61	\$ -	\$ 810.65	\$ 1,182.26	\$ 69.36	\$ 22.20	\$ 1,090.70
Charles, William D. & Denise Stamps	53-08-17-102-076.000-008		1B	N	\$ 153,100	\$ 82,835	\$ 70,265	\$ 1.5437	\$ 2.2845	\$ 1,046.22	\$ 1,734.08	\$ 185.80	\$ -	\$ 502.06	\$ 687.86	\$ 69.36	\$ 14.76	\$ 603.74
Chandler, Joel S	53-08-17-110-010.000-008		1B	N	\$ 137,100	\$ 80,235	\$ 56,865	\$ 1.5437	\$ 2.2845	\$ 846.68	\$ 1,403.37	\$ 150.37	\$ -	\$ 406.33	\$ 556.69	\$ 69.36	\$ 14.76	\$ 472.57
Rogers, Wygonda Kay and Rogers Aaron D	53-08-17-407-007.000-008	1269	1B	N	\$ 96,200	\$ 62,920	\$ 33,280	\$ 1.5437	\$ 2.2845	\$ 495.52	\$ 821.32	\$ 88.01	\$ -	\$ 237.79	\$ 325.80	\$ 69.36	\$ 14.76	\$ 241.68
Robinson, Kelsie T	53-08-17-104-011.000-008	1305	1B	N	\$ 124,800	\$ 75,930	\$ 48,870	\$ 1.5437	\$ 2.2845	\$ 727.66	\$ 1,206.06	\$ 129.21	\$ -	\$ 349.18	\$ 478.40	\$ 69.36	\$ 14.76	\$ 394.28
Hendon, Nolan H	53-08-17-104-004.000-008		1B	N	\$ 124,500	\$ 75,825	\$ 48,675	\$ 1.5437	\$ 2.2845	\$ 724.76	\$ 1,201.26	\$ 128.71	\$ -	\$ 347.79	\$ 476.50	\$ -	\$ -	\$ 476.50
Sams, Gwendolyn E	53-08-17-102-059.000-008		1B	N	\$ 178,000	\$ 94,550	\$ 83,450	\$ 1.5437	\$ 2.2845	\$ 1,242.54	\$ 2,059.46	\$ 220.66	\$ -	\$ 596.27	\$ 816.92	\$ 69.36	\$ 22.20	\$ 725.36

City of Bloomington

Area #1B: South-West Annexation Area - Tax Impacts Analysis

Note (1): This section shows the inc/(dec) in tax bills due to differences between township fire protection rates and the Monroe Fire Protection District fire rate

Owner Name	Parcel #	Waiver	Annexation Area	AG	2020 Pay 2021 Gross AV	2020 Pay 2021 Deductions /Exemptions	2020 Pay 2021 NAV	Pre-Annex 2020 Pay Prop Tax Rate	Post-Annex Prop Tax Rate	Pre-Annex Tax Bill	Post-Annex Tax Bill	Net Tax Bill Increase Due Solely to AV Growth (12% - Aggregate over 4 years)	Net Tax Bill Increase Due to Difference Between Fire Rates (1)	Net Tax Bill Increase Due to Annexation	Total Post-Annexation Net Tax Bill Increase	Benefit 1 Yearly Sewer Bill Savings (@ 4000 Gal/Month)	Benefit 2 Yearly Fire Protection (Water Surcharge) Savings	Post-Annex Tax Bill Inc/(Dec) Net of Benefits
Baker, Tammy T	53-08-17-204-003.000-008		1B	N	\$ 142,600	\$ 82,160	\$ 60,440	\$ 1.5437	\$ 2.2845	\$ 899.92	\$ 1,491.61	\$ 159.82	\$ -	\$ 431.87	\$ 591.69	\$ 69.36	\$ 14.76	\$ 507.57
Kidd, Devta Linda	53-08-17-102-038.000-008		1B	N	\$ 133,900	\$ 77,715	\$ 56,185	\$ 1.5437	\$ 2.2845	\$ 837.12	\$ 1,387.49	\$ 148.66	\$ -	\$ 401.71	\$ 550.37	\$ 69.36	\$ 14.76	\$ 466.25
OMullane, Martha A	53-08-17-103-002.000-008		1B	N	\$ 191,000	\$ 98,855	\$ 92,145	\$ 1.5437	\$ 2.2845	\$ 1,372.00	\$ 2,230.74	\$ 239.00	\$ -	\$ 619.74	\$ 858.74	\$ 69.36	\$ 22.20	\$ 767.18
Bland, Dirk R & Nicki N	53-08-17-100-004.000-008	1355	1B	N	\$ 238,200	\$ 106,205	\$ 131,995	\$ 1.5437	\$ 2.2845	\$ 1,978.44	\$ 3,094.65	\$ 331.56	\$ -	\$ 784.65	\$ 1,116.21	\$ 69.36	\$ 22.20	\$ 1,024.65
Mitchell, Monica L	53-08-20-101-003.000-008	2496	1B	N	\$ 134,200	\$ -	\$ 134,200	\$ 1.5437	\$ 2.2845	\$ 2,071.64	\$ 3,163.68	\$ 338.97	\$ -	\$ 753.07	\$ 1,092.04	\$ 69.36	\$ 22.20	\$ 1,000.48
Campbell, Ellen M	53-08-17-106-016.000-008		1B	N	\$ 166,800	\$ 90,630	\$ 76,170	\$ 1.5437	\$ 2.2845	\$ 1,134.16	\$ 1,879.80	\$ 201.40	\$ -	\$ 544.24	\$ 745.64	\$ 69.36	\$ 22.20	\$ 654.08
Cofield, Daryle & Michelle	53-08-17-106-003.000-008		1B	N	\$ 178,200	\$ 94,620	\$ 83,580	\$ 1.5437	\$ 2.2845	\$ 1,244.48	\$ 2,062.68	\$ 221.01	\$ -	\$ 597.19	\$ 818.20	\$ 69.36	\$ 37.08	\$ 711.76
Nickel, Nathan & Sarah A	53-08-17-106-014.000-008		1B	N	\$ 173,300	\$ 92,905	\$ 80,395	\$ 1.5437	\$ 2.2845	\$ 1,197.04	\$ 1,984.06	\$ 212.57	\$ -	\$ 574.45	\$ 787.02	\$ 69.36	\$ 37.08	\$ 680.58
Holland, Jeffrey	53-08-17-106-001.000-008		1B	N	\$ 153,600	\$ 83,010	\$ 70,590	\$ 1.5437	\$ 2.2845	\$ 1,051.06	\$ 1,742.10	\$ 186.66	\$ -	\$ 504.38	\$ 691.04	\$ 69.36	\$ 37.08	\$ 584.60
Jones, Janssen B & Nicole N	53-08-17-106-005.000-008		1B	N	\$ 163,000	\$ 89,195	\$ 73,805	\$ 1.5437	\$ 2.2845	\$ 1,098.92	\$ 1,821.44	\$ 195.16	\$ -	\$ 527.36	\$ 722.52	\$ 69.36	\$ 37.08	\$ 616.08
Schipp, Stephanie C & Nathan	53-08-17-107-007.000-008		1B	N	\$ 185,600	\$ 97,210	\$ 88,390	\$ 1.5437	\$ 2.2845	\$ 1,316.10	\$ 2,174.06	\$ 232.94	\$ -	\$ 625.02	\$ 857.96	\$ 69.36	\$ 37.08	\$ 751.52
Geiss, Craig J & Lauren V	53-08-17-106-008.000-008		1B	N	\$ 165,100	\$ 90,035	\$ 75,065	\$ 1.5437	\$ 2.2845	\$ 1,117.68	\$ 1,852.53	\$ 198.49	\$ -	\$ 536.36	\$ 734.85	\$ -	\$ -	\$ 734.85
Kyles, Sylvester & Tina M	53-08-17-106-013.000-008		1B	N	\$ 165,200	\$ 90,070	\$ 75,130	\$ 1.5437	\$ 2.2845	\$ 1,118.66	\$ 1,854.15	\$ 198.67	\$ -	\$ 536.82	\$ 735.49	\$ -	\$ -	\$ 735.49
Ford, Brian J & Jaimmie L	53-08-17-106-011.000-008		1B	N	\$ 172,700	\$ 92,695	\$ 80,005	\$ 1.5437	\$ 2.2845	\$ 1,191.24	\$ 1,974.46	\$ 211.56	\$ -	\$ 571.66	\$ 783.22	\$ -	\$ -	\$ 783.22
Neary, Brian D & Michele A	53-01-41-741-064.000-008		1B	N	\$ 162,500	\$ -	\$ 162,500	\$ 1.5437	\$ 2.2845	\$ 2,508.52	\$ 3,815.27	\$ 408.78	\$ -	\$ 897.97	\$ 1,306.75	\$ 69.36	\$ 22.20	\$ 1,215.19
Paine, Gary A & Melony K	53-08-17-106-010.000-008		1B	N	\$ 150,300	\$ -	\$ 150,300	\$ 1.5437	\$ 2.2845	\$ 2,320.18	\$ 3,528.83	\$ 378.09	\$ -	\$ 830.56	\$ 1,208.65	\$ 69.36	\$ 37.08	\$ 1,102.21
Arvin, Charels & Isobel S Rev Living Trust	53-08-17-106-012.000-008		1B	N	\$ 156,200	\$ -	\$ 156,200	\$ 1.5437	\$ 2.2845	\$ 2,411.26	\$ 3,667.35	\$ 392.93	\$ -	\$ 863.16	\$ 1,256.09	\$ 69.36	\$ 37.08	\$ 1,149.65
Richardson, Ryan & Lora	53-08-17-106-017.000-008		1B	N	\$ 189,500	\$ 96,020	\$ 93,480	\$ 1.5437	\$ 2.2845	\$ 1,394.24	\$ 2,246.86	\$ 240.74	\$ -	\$ 611.87	\$ 852.62	\$ 69.36	\$ 37.08	\$ 746.18
Greenlee, Joshua D	53-08-17-106-002.000-008		1B	N	\$ 166,200	\$ 90,420	\$ 75,780	\$ 1.5437	\$ 2.2845	\$ 1,128.34	\$ 1,870.19	\$ 200.39	\$ -	\$ 541.46	\$ 741.85	\$ 69.36	\$ 37.08	\$ 635.41
Sovinski, Ramona	53-08-17-106-015.000-008		1B	N	\$ 176,500	\$ 108,025	\$ 68,475	\$ 1.5437	\$ 2.2845	\$ 455.80	\$ 464.92	\$ -	\$ -	\$ 9.12	\$ 9.12	\$ 69.36	\$ 37.08	\$ (97.32)
Garnand, Emily C; Smedberg, Nicholas S	53-08-17-106-006.000-008		1B	N	\$ 177,100	\$ 94,235	\$ 82,865	\$ 1.5437	\$ 2.2845	\$ 1,233.84	\$ 2,045.03	\$ 219.11	\$ -	\$ 592.08	\$ 811.19	\$ -	\$ -	\$ 811.19
Scifres, Joel A	53-08-17-105-002.000-008	1253	1B	N	\$ 127,700	\$ 76,945	\$ 50,755	\$ 1.5437	\$ 2.2845	\$ 755.72	\$ 1,252.60	\$ 134.21	\$ -	\$ 362.66	\$ 496.88	\$ 69.36	\$ 37.08	\$ 390.44
Walters, Elizabeth J. & Timothy J. Fuller	53-01-41-741-072.000-008	1253	1B	N	\$ 138,300	\$ 77,655	\$ 60,645	\$ 1.5437	\$ 2.2845	\$ 902.98	\$ 1,496.64	\$ 160.35	\$ -	\$ 433.32	\$ 593.66	\$ 69.36	\$ 37.08	\$ 487.22
Brentwood, Development	53-01-41-741-073.000-008	1253	1B	N	\$ -	\$ -	\$ -	\$ 1.5437	\$ 2.2845	\$ -	\$ -	\$ -	\$ -	\$ -	\$ -	\$ -	\$ -	\$ -
Rucola Dev Corp	53-01-41-700-001.001-008	2115	1B	N	\$ -	\$ -	\$ -	\$ 1.5437	\$ 2.2845	\$ -	\$ -	\$ -	\$ -	\$ -	\$ -	\$ -	\$ -	\$ -
Ebel-Orr, Emily	53-01-41-741-115.000-008	2115	1B	N	\$ 127,100	\$ 76,735	\$ 50,365	\$ 1.5437	\$ 2.2845	\$ 749.92	\$ 1,242.96	\$ 133.18	\$ -	\$ 359.86	\$ 493.04	\$ 69.36	\$ 22.20	\$ 401.48
Malone, Ronald D & Reva B	53-08-17-100-017.000-008	1008	1B	N	\$ 154,700	\$ 97,395	\$ 57,305	\$ 1.5437	\$ 2.2845	\$ 679.44	\$ 693.03	\$ -	\$ -	\$ 13.59	\$ 13.59	\$ 69.36	\$ 14.76	\$ (70.53)
Highland, Andrew & Anita	53-08-17-301-174.000-008	1599	1B	N	\$ 259,600	\$ 123,110	\$ 136,490	\$ 1.5437	\$ 2.2845	\$ 2,032.28	\$ 3,054.74	\$ 327.30	\$ -	\$ 695.16	\$ 1,022.46	\$ 69.36	\$ 22.20	\$ 930.90
Baldomero, Michael C & Erin	53-08-17-301-181.000-008	1599	1B	N	\$ 255,100	\$ 118,535	\$ 136,565	\$ 1.5437	\$ 2.2845	\$ 2,033.40	\$ 3,004.42	\$ 321.91	\$ -	\$ 649.11	\$ 971.02	\$ 69.36	\$ 22.20	\$ 879.46
American Homes 4 Rent Properties Six LLC	53-08-17-301-043.000-008	1599	1B	N	\$ 249,300	\$ -	\$ 249,300	\$ 1.5437	\$ 2.2845	\$ 3,848.44	\$ 5,853.21	\$ 627.13	\$ -	\$ 1,377.64	\$ 2,004.77	\$ 69.36	\$ 22.20	\$ 1,913.21
Press, Meggan C & David M	53-08-17-301-069.000-008	1599	1B	N	\$ 231,200	\$ 113,170	\$ 118,030	\$ 1.5437	\$ 2.2845	\$ 1,757.42	\$ 2,716.75	\$ 291.09	\$ -	\$ 668.24	\$ 959.33	\$ 69.36	\$ 22.20	\$ 867.77
Miller, Seth & Stacey D	53-08-17-301-145.000-008	1599	1B	N	\$ 243,700	\$ 117,545	\$ 126,155	\$ 1.5437	\$ 2.2845	\$ 1,878.40	\$ 2,865.51	\$ 307.03	\$ -	\$ 680.09	\$ 987.11	\$ 69.36	\$ 22.20	\$ 895.55
Massey, Landon K & Cheryl A	53-08-17-301-186.000-008	1599	1B	N	\$ 264,200	\$ 124,545	\$ 139,655	\$ 1.5437	\$ 2.2845	\$ 2,079.40	\$ 3,104.07	\$ 332.59	\$ -	\$ 692.09	\$ 1,024.67	\$ 69.36	\$ 22.20	\$ 933.11
Edwards, Eric J & Jennifer L	53-08-17-301-150.000-008	1599	1B	N	\$ 297,900	\$ 135,815	\$ 162,085	\$ 1.5437	\$ 2.2845	\$ 2,413.40	\$ 3,488.89	\$ 373.81	\$ -	\$ 701.69	\$ 1,075.49	\$ 69.36	\$ 22.20	\$ 983.93
Jones, Kevin J & Bennie A	53-08-17-301-148.000-008	1599	1B	N	\$ 331,700	\$ 148,345	\$ 183,355	\$ 1.5437	\$ 2.2845	\$ 2,730.08	\$ 3,912.81	\$ 419.24	\$ -	\$ 763.49	\$ 1,182.73	\$ 69.36	\$ 22.20	\$ 1,091.17
Tiwari, Gloria	53-08-17-301-201.000-008	1599	1B	N	\$ 285,000	\$ 129,000	\$ 156,000	\$ 1.5437	\$ 2.2845	\$ 2,322.78	\$ 3,360.26	\$ 360.03	\$ -	\$ 677.45	\$ 1,037.48	\$ 69.36	\$ 22.20	\$ 945.92
Reed, Lauren D & Jacob C	53-08-17-301-183.000-008	1599	1B	N	\$ 252,700	\$ 120,695	\$ 132,005	\$ 1.5437	\$ 2.2845	\$ 1,965.50	\$ 2,972.62	\$ 318.50	\$ -	\$ 688.62	\$ 1,007.12	\$ 69.36	\$ 22.20	\$ 915.56
Simmons, Susan	53-08-17-301-131.000-008	1599	1B	N	\$ 252,400	\$ 117,590	\$ 134,810	\$ 1.5437	\$ 2.2845	\$ 2,007.28	\$ 2,972.28	\$ 318.45	\$ -	\$ 646.54	\$ 965.00	\$ 69.36	\$ 22.20	\$ 873.44
Zamani, Shagoofa	53-08-17-301-124.000-008	1599	1B	N	\$ 230,300	\$ 112,855	\$ 117,445	\$ 1.5437	\$ 2.2845	\$ 1,748.72	\$ 2,706.02	\$ 289.92	\$ -	\$ 667.38	\$ 957.30	\$ 69.36	\$ 22.20	\$ 865.74
Zlich, Lloyd & Lisa W	53-08-17-301-123.000-008	1599	1B	N	\$ 258,300	\$ 122,655	\$ 135,645	\$ 1.5437	\$ 2.2845	\$ 2,019.70	\$ 3,039.25	\$ 325.63	\$ -	\$ 693.93	\$ 1,019.55	\$ 69.36	\$ 22.20	\$ 927.99
Smith, Tommy D & Cheryl W	53-08-17-301-125.000-008	1599	1B	N	\$ 260,200	\$ 123,320	\$ 136,880	\$ 1.5437	\$ 2.2845	\$ 2,038.10	\$ 3,061.88	\$ 328.07	\$ -	\$ 695.72	\$ 1,023.78	\$ 69.36	\$ 22.20	\$ 932.22
Stephens, Clarence E & Marilyn	53-08-17-301-221.000-008	1599	1B	N	\$ 245,800	\$ 118,280	\$ 127,520	\$ 1.5437	\$ 2.2845	\$ 1,898.72	\$ 2,890.49	\$ 309.69	\$ -	\$ 682.08	\$ 991.77	\$ 69.36	\$ 22.20	\$ 900.21
Salyer, Kari E	53-08-17-301-142.000-008	1599	1B	N	\$ 209,600	\$ 105,610	\$ 103,990	\$ 1.5437	\$ 2.2845	\$ 1,548.36	\$ 2,459.68	\$ 263.54	\$ -	\$ 647.78	\$ 911.32	\$ 69.36	\$ 22.20	\$ 819.76
Hagenberg, Thomas C & Heather K	53-08-17-301-133.000-008	1599	1B	N	\$ 258,200	\$ 122,620	\$ 135,580	\$ 1.5437	\$ 2.2845	\$ 2,018.74	\$ 3,038.08	\$ 325.52	\$ -	\$ 693.82	\$ 1,019.34	\$ 69.36	\$ 22.20	\$ 927.78
Massey, Leah K Irrevocable Living Trust	53-08-17-301-149.000-008	1599	1B	N	\$ 254,100	\$ 120,835	\$ 133,265	\$ 1.5437	\$ 2.2845	\$ 1,984.26	\$ 2,978.46	\$ 319.12	\$ -	\$ 675.07	\$ 994.20	\$ 69.36	\$ 22.20	\$ 902.64
Wickersham, Michael Dylan & Melissa N	53-08-17-301-222.000-008	1599	1B	N	\$ 215,000	\$ 107,500	\$ 107,500	\$ 1.5437	\$ 2.2845	\$ 1,600.64	\$ 2,523.95	\$ 270.42	\$ -	\$ 652.88	\$ 923.31	\$ 69.36	\$ 22.20	\$ 831.75
Batalon, Steven E	53-08-17-301-202.000-008	1599	1B	N	\$ 260,100	\$ 123,285	\$ 136,815	\$ 1.5437	\$ 2.2845	\$ 2,037.12	\$ 3,060.69	\$ 327.93	\$ -	\$ 695.63	\$ 1,023.57	\$ 69.36	\$ 22.20	\$ 932.01
Eppley, Christopher J & Julia K	53-08-17-301-072.000-008	1599	1B	N	\$ 257,100	\$ 122,235	\$ 134,865	\$ 1.5437	\$ 2.2845	\$ 2,008.08	\$ 3,024.98	\$ 324.11	\$ -	\$ 692.79	\$ 1,016.90	\$ 69.36	\$ 22.20	\$ 925.34
Vaala, Arman	53-08-17-301-223.000-008	1599	1B	N	\$ 267,900	\$ 125,840	\$ 142,060	\$ 1.5437	\$ 2.2845	\$ 2,115.22	\$ 3,148.10	\$ 337.29	\$ -	\$ 695.58	\$ 1,032.88	\$ 69.36	\$ 22.20	\$ 941.32

City of Bloomington

Area #1B: South-West Annexation Area - Tax Impacts Analysis



Note (1): This section shoes the inc/(dec) in tax bills due to differences between township fire protection rates and the Monroe Fire Protection District fire rate

Owner Name	Parcel #	Waiver	Annexation Area	AG	2020 Pay 2021 Gross AV	2020 Pay 2021 Deductions /Exemptions	2020 Pay 2021 NAV	Pre-Annex 2020 Pay 2021 Prop Tax Rate	Post-Annex Prop Tax Rate	Pre-Annex Tax Bill	Post-Annex Tax Bill	Net Tax Bill Increase Due Solely to AV Growth (12% - Aggregate over 4 years)	Net Tax Bill Increase Due to Difference Between Fire Rates (1)	Net Tax Bill Increase Due to Annexation	Total Post-Annexation Net Tax Bill Increase	Benefit 1 Yearly Sewer Bill Savings (@ 4000 Gal/Month)	Benefit 2 Yearly Fire Protection (Water Surcharge) Savings	Post-Annex Tax Bill Inc/(Dec) Net of Benefits
Goodwin, Justin E & Angela S Maitland	53-08-17-301-146.000-008	1599	1B	N	\$ 180,900	\$ 95,565	\$ 85,335	\$ 1.5437	\$ 2.2845	\$ 1,270.60	\$ 2,105.98	\$ 225.64	\$ -	\$ 609.74	\$ 835.38	\$ 69.36	\$ 22.20	\$ 743.82
CPW Properties LLC	53-01-41-709-002.000-008	1447	1B	N	\$ 9,000	\$ -	\$ 9,000	\$ 1.5437	\$ 2.2845	\$ 138.92	\$ 230.28	\$ 24.67	\$ -	\$ 66.68	\$ 91.36	\$ -	\$ -	\$ 91.36
CPW Properties LLC	53-01-41-709-003.000-008	1447	1B	N	\$ 9,000	\$ -	\$ 9,000	\$ 1.5437	\$ 2.2845	\$ 138.92	\$ 230.28	\$ 24.67	\$ -	\$ 66.68	\$ 91.36	\$ -	\$ -	\$ 91.36
CPW Properties LLC	53-01-41-709-004.000-008	1447	1B	N	\$ 9,000	\$ -	\$ 9,000	\$ 1.5437	\$ 2.2845	\$ 138.92	\$ 230.28	\$ 24.67	\$ -	\$ 66.68	\$ 91.36	\$ -	\$ -	\$ 91.36
CPW Properties LLC	53-01-41-709-005.000-008	1447	1B	N	\$ 9,000	\$ -	\$ 9,000	\$ 1.5437	\$ 2.2845	\$ 138.92	\$ 230.28	\$ 24.67	\$ -	\$ 66.68	\$ 91.36	\$ -	\$ -	\$ 91.36
CPW Properties LLC	53-01-41-709-006.000-008	1447	1B	N	\$ 9,000	\$ -	\$ 9,000	\$ 1.5437	\$ 2.2845	\$ 138.92	\$ 230.28	\$ 24.67	\$ -	\$ 66.68	\$ 91.36	\$ -	\$ -	\$ 91.36
CPW Properties LLC	53-01-41-709-007.000-008	1447	1B	N	\$ 9,000	\$ -	\$ 9,000	\$ 1.5437	\$ 2.2845	\$ 138.92	\$ 230.28	\$ 24.67	\$ -	\$ 66.68	\$ 91.36	\$ -	\$ -	\$ 91.36
CPW Properties LLC	53-01-41-709-008.000-008	1447	1B	N	\$ 9,000	\$ -	\$ 9,000	\$ 1.5437	\$ 2.2845	\$ 138.92	\$ 230.28	\$ 24.67	\$ -	\$ 66.68	\$ 91.36	\$ -	\$ -	\$ 91.36
CPW Properties LLC	53-01-41-709-009.000-008	1447	1B	N	\$ 9,000	\$ -	\$ 9,000	\$ 1.5437	\$ 2.2845	\$ 138.92	\$ 230.28	\$ 24.67	\$ -	\$ 66.68	\$ 91.36	\$ -	\$ -	\$ 91.36
CPW Properties LLC	53-01-41-709-010.000-008	1447	1B	N	\$ 9,000	\$ -	\$ 9,000	\$ 1.5437	\$ 2.2845	\$ 138.92	\$ 230.28	\$ 24.67	\$ -	\$ 66.68	\$ 91.36	\$ -	\$ -	\$ 91.36
CPW Properties LLC	53-01-41-709-011.000-008	1447	1B	N	\$ 9,000	\$ -	\$ 9,000	\$ 1.5437	\$ 2.2845	\$ 138.92	\$ 230.28	\$ 24.67	\$ -	\$ 66.68	\$ 91.36	\$ -	\$ -	\$ 91.36
CPW Properties LLC	53-01-41-709-012.000-008	1447	1B	N	\$ 9,000	\$ -	\$ 9,000	\$ 1.5437	\$ 2.2845	\$ 138.92	\$ 230.28	\$ 24.67	\$ -	\$ 66.68	\$ 91.36	\$ -	\$ -	\$ 91.36
CPW Properties LLC	53-01-41-709-013.000-008	1447	1B	N	\$ 9,000	\$ -	\$ 9,000	\$ 1.5437	\$ 2.2845	\$ 138.92	\$ 230.28	\$ 24.67	\$ -	\$ 66.68	\$ 91.36	\$ -	\$ -	\$ 91.36
CPW Properties LLC	53-01-41-709-014.000-008	1447	1B	N	\$ 9,000	\$ -	\$ 9,000	\$ 1.5437	\$ 2.2845	\$ 138.92	\$ 230.28	\$ 24.67	\$ -	\$ 66.68	\$ 91.36	\$ -	\$ -	\$ 91.36
CPW Properties LLC	53-01-41-709-015.000-008	1447	1B	N	\$ 9,000	\$ -	\$ 9,000	\$ 1.5437	\$ 2.2845	\$ 138.92	\$ 230.28	\$ 24.67	\$ -	\$ 66.68	\$ 91.36	\$ -	\$ -	\$ 91.36
CPW Properties LLC	53-01-41-709-016.000-008	1447	1B	N	\$ 9,000	\$ -	\$ 9,000	\$ 1.5437	\$ 2.2845	\$ 138.92	\$ 230.28	\$ 24.67	\$ -	\$ 66.68	\$ 91.36	\$ -	\$ -	\$ 91.36
Swiss Properties LLC	53-01-41-709-017.000-008	1447	1B	N	\$ 9,000	\$ -	\$ 9,000	\$ 1.5437	\$ 2.2845	\$ 138.92	\$ 230.28	\$ 24.67	\$ -	\$ 66.68	\$ 91.36	\$ -	\$ -	\$ 91.36
New Richland 2 Inc	53-01-41-709-018.000-008	1447	1B	N	\$ 9,000	\$ -	\$ 9,000	\$ 1.5437	\$ 2.2845	\$ 138.92	\$ 230.28	\$ 24.67	\$ -	\$ 66.68	\$ 91.36	\$ -	\$ -	\$ 91.36
Jeffers, Gregory A	53-01-41-709-019.000-008	1447	1B	N	\$ 9,000	\$ -	\$ 9,000	\$ 1.5437	\$ 2.2845	\$ 138.92	\$ 230.28	\$ 24.67	\$ -	\$ 66.68	\$ 91.36	\$ -	\$ -	\$ 91.36
New Richland 2 Inc	53-01-41-709-020.000-008	1447	1B	N	\$ 9,000	\$ -	\$ 9,000	\$ 1.5437	\$ 2.2845	\$ 138.92	\$ 230.28	\$ 24.67	\$ -	\$ 66.68	\$ 91.36	\$ -	\$ -	\$ 91.36
New Richland 2 Inc	53-01-41-709-021.000-008	1447	1B	N	\$ 9,000	\$ -	\$ 9,000	\$ 1.5437	\$ 2.2845	\$ 138.92	\$ 230.28	\$ 24.67	\$ -	\$ 66.68	\$ 91.36	\$ -	\$ -	\$ 91.36
Richland Const Co Inc	53-08-17-300-003.000-008	1447	1B	N	\$ -	\$ -	\$ -	\$ 1.5437	\$ 2.2845	\$ -	\$ -	\$ -	\$ -	\$ -	\$ -	\$ -	\$ -	\$ -
Batchelor Heights Homeowners Association Inc	53-08-17-304-109.000-008	1447	1B	N	\$ -	\$ -	\$ -	\$ 1.5437	\$ 2.2845	\$ -	\$ -	\$ -	\$ -	\$ -	\$ -	\$ 69.36	\$ 22.20	\$ (91.56)
Felling, Shane & Chance Felling	53-08-17-304-020.000-008	1447	1B	N	\$ 147,900	\$ -	\$ 147,900	\$ 1.5437	\$ 2.2845	\$ 2,283.12	\$ 3,472.48	\$ 372.05	\$ -	\$ 817.31	\$ 1,189.36	\$ 69.36	\$ 22.20	\$ 1,097.80
Felling, Shane & Chance Felling	53-08-17-304-097.000-008	1447	1B	N	\$ 154,500	\$ -	\$ 154,500	\$ 1.5437	\$ 2.2845	\$ 2,385.02	\$ 3,627.44	\$ 388.65	\$ -	\$ 853.76	\$ 1,242.42	\$ 69.36	\$ 22.20	\$ 1,150.86
Wightman, Gregory B & Katelyn H	53-08-17-304-019.000-008	1447	1B	N	\$ 156,000	\$ 86,850	\$ 69,150	\$ 1.5437	\$ 2.2845	\$ 1,029.62	\$ 1,706.56	\$ 182.85	\$ -	\$ 494.09	\$ 676.94	\$ 69.36	\$ 22.20	\$ 585.38
Morris, James T & Michelle L Burgin	53-08-20-103-003.000-008		1B	N	\$ 202,500	\$ 103,125	\$ 99,375	\$ 1.5437	\$ 2.2845	\$ 1,479.64	\$ 2,375.18	\$ 254.48	\$ -	\$ 641.06	\$ 895.54	\$ 69.36	\$ 37.08	\$ 789.10
Mellencamp, John J.	53-08-20-103-022.000-008		1B	N	\$ 206,400	\$ -	\$ 206,400	\$ 1.5437	\$ 2.2845	\$ 3,186.20	\$ 4,867.05	\$ 521.47	\$ -	\$ 1,159.38	\$ 1,680.85	\$ 69.36	\$ 37.08	\$ 1,574.41
Schunk, David G & Lisa K	53-08-20-103-024.000-008	2405	1B	N	\$ 199,700	\$ 102,040	\$ 97,660	\$ 1.5437	\$ 2.2845	\$ 1,454.12	\$ 2,338.61	\$ 250.56	\$ -	\$ 633.93	\$ 884.49	\$ 69.36	\$ 22.20	\$ 792.93
Pease, Bob & Linda L.	53-08-20-103-023.000-008		1B	N	\$ 184,400	\$ 96,475	\$ 87,925	\$ 1.5437	\$ 2.2845	\$ 1,309.16	\$ 2,150.03	\$ 230.36	\$ -	\$ 610.51	\$ 840.87	\$ 69.36	\$ 37.08	\$ 734.43
Willen, Michael R & Tiffany A	53-08-20-103-025.000-008		1B	N	\$ 221,800	\$ 109,110	\$ 112,690	\$ 1.5437	\$ 2.2845	\$ 1,677.92	\$ 2,581.07	\$ 276.55	\$ -	\$ 626.60	\$ 903.15	\$ 69.36	\$ 37.08	\$ 796.71
Mundy, J. Mark & Shirley L.	53-08-20-103-006.000-008		1B	N	\$ 205,800	\$ 104,280	\$ 101,520	\$ 1.5437	\$ 2.2845	\$ 1,511.60	\$ 2,414.45	\$ 258.68	\$ -	\$ 644.16	\$ 902.85	\$ 69.36	\$ 37.08	\$ 796.41
Rhyne, Lee D & Darlene M	53-08-20-103-002.000-008		1B	N	\$ 221,800	\$ 106,880	\$ 114,920	\$ 1.5437	\$ 2.2845	\$ 1,711.12	\$ 2,608.10	\$ 279.43	\$ -	\$ 617.55	\$ 896.98	\$ 69.36	\$ 37.08	\$ 790.54
Woodard, Thomas C & Karen H	53-08-20-103-017.000-008		1B	N	\$ 208,100	\$ 104,000	\$ 104,100	\$ 1.5437	\$ 2.2845	\$ 1,550.06	\$ 2,410.73	\$ 258.29	\$ -	\$ 602.38	\$ 860.67	\$ 69.36	\$ 37.08	\$ 754.23
Payne, Thomas E & Kelly L	53-08-20-103-018.000-008		1B	N	\$ 201,400	\$ 102,740	\$ 98,660	\$ 1.5437	\$ 2.2845	\$ 1,469.00	\$ 2,362.09	\$ 253.08	\$ -	\$ 640.01	\$ 893.09	\$ 69.36	\$ 37.08	\$ 786.65
Schroeder, Douglas L & Kathleen L	53-08-20-103-008.000-008		1B	N	\$ 237,600	\$ 110,940	\$ 126,660	\$ 1.5437	\$ 2.2845	\$ 1,888.24	\$ 2,853.62	\$ 305.74	\$ -	\$ 659.64	\$ 965.38	\$ 69.36	\$ 22.20	\$ 873.82
Butcher, Aaron D & Heather D	53-08-20-106-011.000-008		1B	N	\$ 275,700	\$ 127,905	\$ 147,795	\$ 1.5437	\$ 2.2845	\$ 2,200.60	\$ 3,220.36	\$ 345.03	\$ -	\$ 674.73	\$ 1,019.76	\$ 69.36	\$ 22.20	\$ 928.20
Hamilton, Ronald E & Teresa J	53-08-20-106-024.000-008		1B	N	\$ 204,900	\$ 100,440	\$ 104,460	\$ 1.5437	\$ 2.2845	\$ 1,556.20	\$ 2,427.50	\$ 260.09	\$ -	\$ 611.22	\$ 871.30	\$ 69.36	\$ 22.20	\$ 779.74
Clark, Judie S	53-08-20-106-016.000-008	2401	1B	N	\$ 237,200	\$ 115,270	\$ 121,930	\$ 1.5437	\$ 2.2845	\$ 1,815.48	\$ 2,788.16	\$ 298.74	\$ -	\$ 673.94	\$ 972.68	\$ 69.36	\$ 22.20	\$ 881.12
Brewer, James A & Melissa	53-08-20-106-001.000-008	1384	1B	N	\$ 183,200	\$ 96,020	\$ 87,180	\$ 1.5437	\$ 2.2845	\$ 1,298.08	\$ 2,134.68	\$ 228.72	\$ -	\$ 607.87	\$ 836.60	\$ 69.36	\$ 22.20	\$ 745.04
Albright, Lily B	53-08-20-106-010.000-008		1B	N	\$ 210,800	\$ 106,030	\$ 104,770	\$ 1.5437	\$ 2.2845	\$ 1,559.98	\$ 2,473.95	\$ 265.06	\$ -	\$ 648.91	\$ 913.97	\$ 69.36	\$ 22.20	\$ 822.41
Bridgett, Neal E & Barbara D	53-08-20-106-034.000-008		1B	N	\$ 230,000	\$ 112,750	\$ 117,250	\$ 1.5437	\$ 2.2845	\$ 1,745.80	\$ 2,702.46	\$ 289.55	\$ -	\$ 667.11	\$ 956.66	\$ 69.36	\$ 22.20	\$ 865.10
Jesseph, John M & Jamie M	53-08-20-106-027.000-008		1B	N	\$ 254,100	\$ 3,000	\$ 251,100	\$ 1.5437	\$ 2.2845	\$ 3,876.24	\$ 5,962.67	\$ 638.86	\$ -	\$ 1,447.57	\$ 2,086.43	\$ 69.36	\$ 22.20	\$ 1,994.87
Hartman, Jerry K & Sarah P	53-08-20-106-048.000-008		1B	N	\$ 193,900	\$ 100,115	\$ 93,785	\$ 1.5437	\$ 2.2845	\$ 1,396.42	\$ 2,272.83	\$ 243.51	\$ -	\$ 632.89	\$ 876.41	\$ 69.36	\$ 22.20	\$ 784.85
Jones, Jeffrey S	53-08-20-106-050.000-008		1B	N	\$ 171,200	\$ -	\$ 171,200	\$ 1.5437	\$ 2.2845	\$ 2,642.80	\$ 4,019.53	\$ 430.66	\$ -	\$ 946.07	\$ 1,376.73	\$ 69.36	\$ 22.20	\$ 1,285.17
Glasscott, Michael O Jr & Joana M	53-08-20-106-007.000-008		1B	N	\$ 200,000	\$ 102,250	\$ 97,750	\$ 1.5437	\$ 2.2845	\$ 1,455.46	\$ 2,345.43	\$ 251.30	\$ -	\$ 638.67	\$ 889.97	\$ 69.36	\$ 22.20	\$ 798.41
Miller, Jeffrey A. & Lori A	53-08-20-106-042.000-008		1B	N	\$ 211,900	\$ 103,100	\$ 108,800	\$ 1.5437	\$ 2.2845	\$ 1,620.48	\$ 2,502.60	\$ 268.14	\$ -	\$ 613.99	\$ 882.12	\$ 69.36	\$ 37.08	\$ 775.68
Kilzer, Joel R & Joel Ray	53-08-20-106-045.000-008		1B	N	\$ 212,000	\$ 106,450	\$ 105,550	\$ 1.5437	\$ 2.2845	\$ 1,571.60	\$ 2,488.24	\$ 266.60	\$ -	\$ 650.04	\$ 916.64	\$ 69.36	\$ 22.20	\$ 825.08
Coulter, Moureen & Levasseur, Audrey	53-08-20-106-044.000-008		1B	N	\$ 221,000	\$ 106,285	\$ 114,715	\$ 1.5437	\$ 2.2845	\$ 1,708.56	\$ 2,610.91	\$ 279.74	\$ -	\$ 622.60	\$ 902.35	\$ 69.36	\$ 37.08	\$ 795.91
Wangle Properties LLC	53-01-41-154-000.000-008		1B	N	\$ 102,500	\$ -	\$ 102,500	\$ 1.5437	\$ 2.2845	\$ 1,582.28	\$ 2,406.55	\$ 257.84	\$ -	\$ 566.43	\$ 824.27	\$ 69.36	\$ 22.20	\$ 732.71
Rogers, Charles R & Kathryn S	53-08-17-102-043.000-008	1179	1B	N	\$ 135,200	\$ 76,570	\$ 58,630	\$ 1.5437	\$ 2.2845	\$ 872.98	\$ 1,446.94	\$ 155.04	\$ -	\$ 418.93	\$ 573.96	\$ 69.36	\$ 14.76	\$ 489.84

City of Bloomington

Area #1B: South-West Annexation Area - Tax Impacts Analysis



Note (1): This section shows the inc/(dec) in tax bills due to differences between township fire protection rates and the Monroe Fire Protection District fire rate

Owner Name	Parcel #	Waiver	Annexation Area	AG	2020 Pay 2021 Gross AV	2020 Pay 2021 Deductions /Exemptions	2020 Pay 2021 NAV	Pre-Annex 2020 Pay 2021 Prop Tax Rate	Post-Annex Prop Tax Rate	Pre-Annex Tax Bill	Post-Annex Tax Bill	Net Tax Bill Increase Due Solely to AV Growth (12% - Aggregate over 4 years)	Net Tax Bill Increase Due to Difference Between Fire Rates (1)	Net Tax Bill Increase Due to Annexation	Total Post-Annexation Net Tax Bill Increase	Benefit 1 Yearly Sewer Bill Savings (@ 4000 Gal/Month)	Benefit 2 Yearly Fire Protection (Water Surcharge) Savings	Post-Annex Tax Bill Inc/(Dec) Net of Benefits
Board of Commissioners of Monroe County	53-08-20-101-001.000-008	1238	1B	N	\$ -	\$ -	\$ -	\$ 1.5437	\$ 2.2845	\$ -	\$ -	\$ -	\$ -	\$ -	\$ -	\$ 69.36	\$ 14.76	\$ (84.12)
Wright, David R & Johnson , Lana E	53-08-17-102-025.000-008	1045	1B	N	\$ 133,300	\$ 91,385	\$ 41,915	\$ 1.5437	\$ 2.2845	\$ 624.10	\$ 1,034.43	\$ 110.84	\$ -	\$ 299.50	\$ 410.33	\$ 69.36	\$ 14.76	\$ 326.21
Gentrify Guy LLC	53-08-17-407-009.000-008	1251	1B	N	\$ 91,800	\$ 64,380	\$ 27,420	\$ 1.5437	\$ 2.2845	\$ 408.28	\$ 676.69	\$ 72.49	\$ -	\$ 195.91	\$ 268.41	\$ 69.36	\$ 14.76	\$ 184.29
Fischer, Barbara L & Burnell C	53-01-42-423-000.000-008		1B	N	\$ 254,700	\$ 118,395	\$ 136,305	\$ 1.5437	\$ 2.2845	\$ 2,029.52	\$ 2,999.66	\$ 321.40	\$ -	\$ 648.74	\$ 970.14	\$ 69.36	\$ 22.20	\$ 878.58
Nicholson, Sally A	53-08-17-110-011.000-008		1B	N	\$ 209,700	\$ 94,595	\$ 115,105	\$ 1.5437	\$ 2.2845	\$ 2,726.44	\$ 2,778.87	\$ 297.74	\$ -	\$ 754.69	\$ 1,052.43	\$ 69.36	\$ 22.20	\$ 960.87
Brown, Anthony C. & Pamela S.	53-08-17-102-019.000-008		1B	N	\$ 154,500	\$ 86,325	\$ 68,175	\$ 1.5437	\$ 2.2845	\$ 1,015.10	\$ 1,682.49	\$ 180.27	\$ -	\$ 487.12	\$ 667.39	\$ 69.36	\$ 14.76	\$ 583.27
City of Bloomington, Indiana, Board of Park Commissioners	53-08-16-200-042.000-009		1B	N	\$ -	\$ -	\$ -	\$ 2.0669	\$ 2.0675	\$ -	\$ -	\$ -	\$ -	\$ -	\$ -	\$ -	\$ -	\$ -
Labella, John M & Jessica L	53-08-17-110-012.000-008		1B	N	\$ 154,400	\$ -	\$ 154,400	\$ 1.5437	\$ 2.2845	\$ 2,383.48	\$ 3,625.09	\$ 388.40	\$ -	\$ 853.21	\$ 1,241.61	\$ 69.36	\$ 14.76	\$ 1,157.49
Weaver, Hallie W Jr & Melissa R	53-08-20-207-001.000-008		1B	N	\$ 149,300	\$ 78,905	\$ 70,395	\$ 1.5437	\$ 2.2845	\$ 1,055.28	\$ 1,749.06	\$ 187.39	\$ -	\$ 506.39	\$ 693.78	\$ 69.36	\$ 22.20	\$ 602.22
Smith, John Lewis & Mary Esther	53-08-20-206-005.000-008		1B	N	\$ 213,600	\$ 104,010	\$ 109,590	\$ 1.5437	\$ 2.2845	\$ 1,631.76	\$ 2,510.52	\$ 268.99	\$ -	\$ 609.78	\$ 878.76	\$ -	\$ -	\$ 878.76
Shirley, David F & Janet C	53-08-20-206-002.000-008		1B	N	\$ 23,500	\$ -	\$ 23,500	\$ 1.5437	\$ 2.2845	\$ 362.76	\$ 601.28	\$ 64.42	\$ -	\$ 174.10	\$ 238.52	\$ -	\$ -	\$ 238.52
Groves, Daniel L	53-08-20-206-001.000-008		1B	N	\$ 229,000	\$ 109,110	\$ 119,890	\$ 1.5437	\$ 2.2845	\$ 1,788.64	\$ 2,745.68	\$ 294.18	\$ -	\$ 662.86	\$ 957.04	\$ -	\$ -	\$ 957.04
Moore, Chad A & Tonya	53-08-17-301-049.000-008	2061	1B	N	\$ 207,000	\$ 99,940	\$ 107,060	\$ 1.5437	\$ 2.2845	\$ 1,599.88	\$ 2,541.33	\$ 272.28	\$ -	\$ 669.17	\$ 941.45	\$ 69.36	\$ 37.08	\$ 835.01
Feagans, Jason & Jamie	53-08-20-206-003.000-008		1B	N	\$ 308,400	\$ 135,815	\$ 172,585	\$ 1.5437	\$ 2.2845	\$ 2,574.92	\$ 3,733.04	\$ 399.97	\$ -	\$ 758.16	\$ 1,158.12	\$ -	\$ -	\$ 1,158.12
City of Bloomington, Indiana	53-08-20-206-004.000-008		1B	N	\$ -	\$ -	\$ -	\$ 1.5437	\$ 2.2845	\$ -	\$ -	\$ -	\$ -	\$ -	\$ -	\$ -	\$ -	\$ -
Moore, Chad A & Tonya	53-08-17-301-001.000-008	2061	1B	N	\$ 39,000	\$ -	\$ 39,000	\$ 1.5437	\$ 2.2845	\$ 602.04	\$ 997.87	\$ 106.91	\$ -	\$ 288.91	\$ 395.83	\$ -	\$ -	\$ 395.83
Henderson, David J & Hope L	53-08-20-205-026.000-008		1B	N	\$ 465,400	\$ 185,795	\$ 279,605	\$ 1.5437	\$ 2.2845	\$ 4,176.20	\$ 5,795.85	\$ 620.99	\$ -	\$ 998.66	\$ 1,619.65	\$ 69.36	\$ 22.20	\$ 1,528.09
Ress, Michele E	53-08-17-102-078.000-008		1B	N	\$ 168,300	\$ 88,155	\$ 80,145	\$ 1.5437	\$ 2.2845	\$ 1,193.32	\$ 1,971.39	\$ 211.21	\$ -	\$ 566.86	\$ 778.07	\$ 69.36	\$ 14.76	\$ 693.95
Dickerson, Alexander	53-08-17-101-006.000-008	1843	1B	N	\$ 202,300	\$ 100,055	\$ 102,245	\$ 1.5437	\$ 2.2845	\$ 1,522.40	\$ 2,376.03	\$ 254.57	\$ -	\$ 599.06	\$ 853.63	\$ -	\$ -	\$ 853.63
LaBella, John M & Jessica L	53-08-17-100-041.000-008		1B	N	\$ 180,200	\$ 94,340	\$ 85,860	\$ 1.5437	\$ 2.2845	\$ 1,278.42	\$ 2,079.48	\$ 222.80	\$ -	\$ 578.26	\$ 801.06	\$ 69.36	\$ 37.08	\$ 694.62
Reamer, Abigail B	53-08-17-102-020.000-008	1044	1B	N	\$ 150,200	\$ 81,390	\$ 68,810	\$ 1.5437	\$ 2.2845	\$ 1,028.28	\$ 1,704.33	\$ 182.60	\$ -	\$ 493.45	\$ 676.05	\$ 69.36	\$ 22.20	\$ 584.49
Sparks, Katherine E & John D	53-08-17-402-011.000-008	2290	1B	N	\$ 142,800	\$ 79,230	\$ 63,570	\$ 1.5437	\$ 2.2845	\$ 946.52	\$ 1,568.83	\$ 168.08	\$ -	\$ 454.23	\$ 622.31	\$ -	\$ -	\$ 622.31
Cooper, James C & Melissa	53-01-42-508-000.000-008		1B	N	\$ 271,800	\$ 121,790	\$ 150,010	\$ 1.5437	\$ 2.2845	\$ 2,237.64	\$ 3,304.43	\$ 354.04	\$ -	\$ 712.75	\$ 1,066.79	\$ 69.36	\$ 14.76	\$ 982.67
Jones, David W & Sally A Macleod	53-08-17-400-019.000-008		1B	N	\$ 116,500	\$ 70,025	\$ 46,475	\$ 1.5437	\$ 2.2845	\$ 692.00	\$ 1,146.96	\$ 122.89	\$ -	\$ 332.07	\$ 454.96	\$ 69.36	\$ 14.76	\$ 370.84
Parrott, Joseph M Family Trust	53-08-17-102-024.000-008		1B	N	\$ 140,500	\$ 92,425	\$ 48,075	\$ 1.5437	\$ 2.2845	\$ 389.50	\$ 397.29	\$ -	\$ -	\$ 7.79	\$ 7.79	\$ 69.36	\$ 14.76	\$ (76.33)
Nelson, Brian W.	53-08-17-301-182.000-008		1B	N	\$ 150,000	\$ 81,750	\$ 68,250	\$ 1.5437	\$ 2.2845	\$ 1,016.22	\$ 1,684.34	\$ 180.47	\$ -	\$ 487.66	\$ 668.12	\$ 69.36	\$ 22.20	\$ 576.56
Walsh, Anthony B & Lori D	53-08-17-104-001.000-008	1911	1B	N	\$ 125,100	\$ -	\$ 125,100	\$ 1.5437	\$ 2.2845	\$ 1,931.16	\$ 2,937.17	\$ 314.70	\$ -	\$ 691.31	\$ 1,006.01	\$ 69.36	\$ 22.20	\$ 914.45
Krebs, Peggy	53-08-17-102-032.000-008		1B	N	\$ 144,500	\$ 93,825	\$ 50,675	\$ 1.5437	\$ 2.2845	\$ 446.34	\$ 455.27	\$ -	\$ -	\$ 8.93	\$ 8.93	\$ 69.36	\$ 14.76	\$ (75.19)
Wolfe Family Revocable Living Trust	53-08-17-301-182.000-008	1599	1B	N	\$ 225,700	\$ 133,205	\$ 92,495	\$ 1.5437	\$ 2.2845	\$ 1,377.22	\$ 2,282.68	\$ 244.56	\$ -	\$ 660.89	\$ 905.46	\$ 69.36	\$ 22.20	\$ 813.90
Rosa, Iris	53-01-41-741-116.000-008	2115	1B	N	\$ 126,200	\$ -	\$ 126,200	\$ 1.5437	\$ 2.2845	\$ 1,948.16	\$ 2,962.99	\$ 317.46	\$ -	\$ 697.37	\$ 1,014.83	\$ 69.36	\$ 22.20	\$ 923.27
Larson, Anne G	53-01-41-741-117.000-008	2115	1B	N	\$ 126,200	\$ 76,420	\$ 49,780	\$ 1.5437	\$ 2.2845	\$ 741.20	\$ 1,228.53	\$ 131.64	\$ -	\$ 355.69	\$ 487.33	\$ 69.36	\$ 22.20	\$ 395.77
Parmenter, Megan E	53-08-17-200-001.001-008	1253	1B	N	\$ 192,000	\$ 99,450	\$ 92,550	\$ 1.5437	\$ 2.2845	\$ 1,378.04	\$ 2,250.22	\$ 241.10	\$ -	\$ 631.09	\$ 872.18	\$ 69.36	\$ 22.20	\$ 780.62
Lone, CaSandra	53-08-17-200-001.002-008	1253	1B	N	\$ 190,800	\$ 99,030	\$ 91,770	\$ 1.5437	\$ 2.2845	\$ 1,366.42	\$ 2,235.93	\$ 239.56	\$ -	\$ 629.95	\$ 869.51	\$ 69.36	\$ 22.20	\$ 777.95
Roberson, Kenneth L	53-08-17-200-001.003-008	2338	1B	N	\$ 197,200	\$ 101,270	\$ 95,930	\$ 1.5437	\$ 2.2845	\$ 1,428.36	\$ 2,312.11	\$ 247.73	\$ -	\$ 636.02	\$ 883.75	\$ 69.36	\$ 22.20	\$ 792.19
Walsh, Brian A & Jessica M	53-08-17-200-001.004-008	2338	1B	N	\$ 197,200	\$ 101,270	\$ 95,930	\$ 1.5437	\$ 2.2845	\$ 1,428.36	\$ 2,312.11	\$ 247.73	\$ -	\$ 636.02	\$ 883.75	\$ 69.36	\$ 22.20	\$ 792.19
Algood, Jeffrey J	53-08-17-200-001.005-008	2338	1B	N	\$ 189,400	\$ 98,540	\$ 90,860	\$ 1.5437	\$ 2.2845	\$ 1,352.88	\$ 2,219.27	\$ 237.78	\$ -	\$ 628.62	\$ 866.39	\$ 69.36	\$ 22.20	\$ 774.83
Hampton, Labraun	53-08-17-200-001.006-008	2338	1B	N	\$ 189,400	\$ 98,540	\$ 90,860	\$ 1.5437	\$ 2.2845	\$ 1,352.88	\$ 2,219.27	\$ 237.78	\$ -	\$ 628.62	\$ 866.39	\$ 69.36	\$ 22.20	\$ 774.83
Ilagan, Angel & Leslie	53-08-17-200-001.007-008	2338	1B	N	\$ 203,300	\$ -	\$ 203,300	\$ 1.5437	\$ 2.2845	\$ 3,138.34	\$ 4,773.19	\$ 511.41	\$ -	\$ 1,123.44	\$ 1,634.85	\$ -	\$ -	\$ 1,634.85
Schmidt, Christina Fischetti	53-08-17-200-001.008-008	2338	1B	N	\$ 203,300	\$ 103,405	\$ 99,895	\$ 1.5437	\$ 2.2845	\$ 1,487.40	\$ 2,384.69	\$ 255.50	\$ -	\$ 641.80	\$ 897.29	\$ -	\$ -	\$ 897.29
Bowden, Crieg David & Tisa L	53-08-17-200-001.009-008	1253	1B	N	\$ 188,900	\$ -	\$ 188,900	\$ 1.5437	\$ 2.2845	\$ 2,916.04	\$ 4,435.10	\$ 475.19	\$ -	\$ 1,043.87	\$ 1,519.06	\$ 69.36	\$ 22.20	\$ 1,427.50
Rossi, Claudia A & Roberto Madrigal Serrano	53-08-17-200-001.010-008	1253	1B	N	\$ 188,900	\$ 98,365	\$ 90,535	\$ 1.5437	\$ 2.2845	\$ 1,348.04	\$ 2,213.32	\$ 237.14	\$ -	\$ 628.15	\$ 865.28	\$ 69.36	\$ 22.20	\$ 773.72
Riviere, Jon T Jr	53-08-17-200-001.011-008	1253	1B	N	\$ 177,600	\$ 94,410	\$ 83,190	\$ 1.5437	\$ 2.2845	\$ 1,238.66	\$ 2,053.05	\$ 219.97	\$ -	\$ 594.41	\$ 814.39	\$ 69.36	\$ 22.20	\$ 722.83
Park, Joong M & Sandra	53-08-17-200-001.012-008	1253	1B	N	\$ 177,600	\$ 94,410	\$ 83,190	\$ 1.5437	\$ 2.2845	\$ 1,238.66	\$ 2,053.05	\$ 219.97	\$ -	\$ 594.41	\$ 814.39	\$ 69.36	\$ 22.20	\$ 722.83
Ladyman, Courtney Kay	53-08-17-200-001.013-008	1253	1B	N	\$ 183,400	\$ 96,440	\$ 86,960	\$ 1.5437	\$ 2.2845	\$ 1,294.80	\$ 2,146.08	\$ 229.93	\$ -	\$ 621.35	\$ 851.28	\$ 69.36	\$ 22.20	\$ 759.72
Goode, John M III	53-08-17-200-001.014-008	1253	1B	N	\$ 183,400	\$ 96,440	\$ 86,960	\$ 1.5437	\$ 2.2845	\$ 1,294.80	\$ 2,146.08	\$ 229.93	\$ -	\$ 621.35	\$ 851.28	\$ 69.36	\$ 22.20	\$ 759.72
Rush, Judy L	53-08-17-200-001.015-008	1253	1B	N	\$ 180,000	\$ 95,250	\$ 84,750	\$ 1.5437	\$ 2.2845	\$ 1,261.90	\$ 2,091.55	\$ 224.09	\$ -	\$ 605.55	\$ 829.65	\$ 69.36	\$ 22.20	\$ 738.09
Talley, Jesse L: Valladarez Saines, Amikar Y	53-08-17-200-001.016-008	1253	1B	N	\$ 180,000	\$ 95,250	\$ 84,750	\$ 1.5437	\$ 2.2845	\$ 1,261.90	\$ 2,091.55	\$ 224.09	\$ -	\$ 605.55	\$ 829.65	\$ 69.36	\$ 22.20	\$ 738.09
Rucola Dev Corp	53-08-17-200-001.099-008	1253	1B	N	\$ -	\$ -	\$ -	\$ 1.5437	\$ 2.2845	\$ -	\$ -	\$ -	\$ -	\$ -	\$ -	\$ -	\$ -	\$ -
Sroufe, Jeffrey M	53-08-17-304-095.000-008	1447	1B	N	\$ 152,900	\$ 82,765	\$ 70,135	\$ 1.5437	\$ 2.2845	\$ 1,044.28	\$ 1,730.86	\$ 185.45	\$ -	\$ 501.13	\$ 686.58	\$ 69.36	\$ 22.20	\$ 595.02
Johnson, James E & Beverly D	53-08-17-304-098.000-008	1447	1B	N	\$ 153,400	\$ -	\$ 153,400	\$ 1.5437	\$ 2.2845	\$ 2,368.04	\$ 3,601.61	\$ 385.89	\$ -	\$ 847.68	\$ 1,233.57	\$ 69.36	\$ 22.20	\$ 1,142.01

City of Bloomington

Area #1B: South-West Annexation Area - Tax Impacts Analysis



Note (1): This section shoes the inc/(dec) in tax bills due to differences between township fire protection rates and the Monroe Fire Protection District fire rate

Owner Name	Parcel #	Waiver	Annexation Area	AG	2020 Pay 2021 Gross AV	2020 Pay 2021 Deductions /Exemptions	2020 Pay 2021 NAV	Pre-Annex 2020 Pay 2021 Prop Tax Rate	Post-Annex Prop Tax Rate	Pre-Annex Tax Bill	Post-Annex Tax Bill	Net Tax Bill Increase Due Solely to AV Growth (12% - Aggregate over 4 years)	Net Tax Bill Increase Due to Difference Between Fire Rates (1)	Net Tax Bill Increase Due to Annexation	Total Post-Annexation Net Tax Bill Increase	Benefit 1 Yearly Sewer Bill Savings (@ 4000 Gal/Month)	Benefit 2 Yearly Fire Protection (Water Surcharge) Savings	Post-Annex Tax Bill Inc/(Dec) Net of Benefits
Ratts, Tracy F & Michelle L	53-08-17-301-204.000-008	1599	1B	N	\$ 227,300	\$ 136,765	\$ 90,535	\$ 1.5437	\$ 2.2845	\$ 1,348.04	\$ 2,234.31	\$ 239.39	\$ -	\$ 646.88	\$ 886.27	\$ 69.36	\$ 22.20	\$ 794.71
Jourdan, Kurt R & Jennifer L	53-08-17-301-136.000-008	1599	1B	N	\$ 235,200	\$ 114,570	\$ 120,630	\$ 1.5437	\$ 2.2845	\$ 1,796.14	\$ 2,764.35	\$ 296.19	\$ -	\$ 672.03	\$ 968.21	\$ 69.36	\$ 22.20	\$ 876.65
Milhoan, Keith & Margaret	53-08-17-301-203.000-008	1599	1B	N	\$ 293,800	\$ 135,080	\$ 158,720	\$ 1.5437	\$ 2.2845	\$ 2,363.28	\$ 3,461.74	\$ 370.89	\$ -	\$ 727.57	\$ 1,098.46	\$ 69.36	\$ 22.20	\$ 1,006.90
Torstrick, Richard & Williams , Mary Ann	53-08-17-301-070.000-008	1599	1B	N	\$ 275,800	\$ 125,780	\$ 150,020	\$ 1.5437	\$ 2.2845	\$ 2,233.74	\$ 3,250.76	\$ 348.29	\$ -	\$ 668.73	\$ 1,017.02	\$ 69.36	\$ 22.20	\$ 925.46
Cox, Steven & Alisha	53-08-17-301-071.000-008	1599	1B	N	\$ 255,700	\$ 121,745	\$ 133,955	\$ 1.5437	\$ 2.2845	\$ 1,994.54	\$ 3,008.33	\$ 322.33	\$ -	\$ 691.46	\$ 1,013.79	\$ 69.36	\$ 22.20	\$ 922.23
Harris, Patricia Irrevocable Trust & Harris, Patricia K 1% interest & life estat	53-08-17-301-134.000-008	1599	1B	N	\$ 191,500	\$ 110,275	\$ 81,225	\$ 1.5437	\$ 2.2845	\$ 946.32	\$ 965.25	\$ -	\$ -	\$ 18.93	\$ 18.93	\$ 69.36	\$ 22.20	\$ (72.63)
Nguyen, Tuan & Phan Nu Thi	53-08-17-301-205.000-008	1599	1B	N	\$ 194,300	\$ 100,255	\$ 94,045	\$ 1.5437	\$ 2.2845	\$ 1,400.28	\$ 2,277.58	\$ 244.02	\$ -	\$ 633.29	\$ 877.30	\$ 69.36	\$ 22.20	\$ 785.74
Anthis, Franklin E Jr	53-08-17-301-141.000-008	1599	1B	N	\$ 232,900	\$ 113,765	\$ 119,135	\$ 1.5437	\$ 2.2845	\$ 1,773.88	\$ 2,736.97	\$ 293.24	\$ -	\$ 669.85	\$ 963.09	\$ 69.36	\$ 22.20	\$ 871.53
Cote, Kenneth W & Sarah R	53-01-41-709-701.000-008	1599	1B	N	\$ 327,300	\$ 146,805	\$ 180,495	\$ 1.5437	\$ 2.2845	\$ 2,687.50	\$ 3,860.43	\$ 413.61	\$ -	\$ 759.32	\$ 1,172.93	\$ 69.36	\$ 22.20	\$ 1,081.37
Endris, Jason M & Tanya L Cox-	53-01-41-709-702.000-008	1599	1B	N	\$ 281,300	\$ 143,185	\$ 138,115	\$ 1.5437	\$ 2.2845	\$ 2,056.48	\$ 3,299.53	\$ 353.52	\$ -	\$ 889.52	\$ 1,243.05	\$ 69.36	\$ 22.20	\$ 1,151.49
Blount, Phyllis R	53-01-41-709-703.000-008	1599	1B	N	\$ 277,700	\$ 141,925	\$ 135,775	\$ 1.5437	\$ 2.2845	\$ 2,021.64	\$ 3,256.68	\$ 348.93	\$ -	\$ 886.11	\$ 1,235.04	\$ 69.36	\$ 22.20	\$ 1,143.48
Hernly, Alexandra M & Minsterketter, Jason T	53-08-17-301-128.000-008	1599	1B	N	\$ 326,200	\$ 146,315	\$ 179,885	\$ 1.5437	\$ 2.2845	\$ 2,678.42	\$ 3,844.09	\$ 411.86	\$ -	\$ 753.81	\$ 1,165.67	\$ 69.36	\$ 22.20	\$ 1,074.11
Hinshaw, Nathan L	53-08-17-301-172.000-008	1599	1B	N	\$ 232,300	\$ 113,555	\$ 118,745	\$ 1.5437	\$ 2.2845	\$ 1,768.08	\$ 2,729.83	\$ 292.47	\$ -	\$ 669.27	\$ 961.75	\$ 69.36	\$ 22.20	\$ 870.19
Brckalorenz, Benjamin T & Allison M	53-08-17-301-068.000-008	1599	1B	N	\$ 264,800	\$ 124,930	\$ 139,870	\$ 1.5437	\$ 2.2845	\$ 2,082.60	\$ 3,116.61	\$ 333.92	\$ -	\$ 700.09	\$ 1,034.01	\$ 69.36	\$ 22.20	\$ 942.45
Halliday, Shonte R	53-08-17-301-126.000-008	1599	1B	N	\$ 239,100	\$ -	\$ 239,100	\$ 1.5437	\$ 2.2845	\$ 3,691.00	\$ 5,613.72	\$ 601.47	\$ -	\$ 1,321.25	\$ 1,922.72	\$ 69.36	\$ 22.20	\$ 1,831.16
Cazzell, Matthew W & Amy E	53-08-17-301-196.000-008	1599	1B	N	\$ 270,800	\$ 126,855	\$ 143,945	\$ 1.5437	\$ 2.2845	\$ 2,143.28	\$ 3,182.61	\$ 340.99	\$ -	\$ 698.34	\$ 1,039.33	\$ 69.36	\$ 22.20	\$ 947.77
Shah, Ashish & Deepa	53-01-41-709-709.000-008	1599	1B	N	\$ 221,000	\$ -	\$ 221,000	\$ 1.5437	\$ 2.2845	\$ 3,411.58	\$ 5,189.82	\$ 556.05	\$ -	\$ 1,222.18	\$ 1,778.24	\$ 69.36	\$ 22.20	\$ 1,686.68
Brown, Adam Justin & Megan Lynn	53-01-41-709-710.000-008	1599	1B	N	\$ 270,500	\$ 126,925	\$ 143,575	\$ 1.5437	\$ 2.2845	\$ 2,137.78	\$ 3,184.45	\$ 341.19	\$ -	\$ 705.48	\$ 1,046.67	\$ 69.36	\$ 22.20	\$ 955.11
Norris, Michael A & Kara A	53-01-41-709-711.000-008	1599	1B	N	\$ 245,600	\$ 118,035	\$ 127,565	\$ 1.5437	\$ 2.2845	\$ 1,899.40	\$ 2,882.71	\$ 308.87	\$ -	\$ 674.45	\$ 983.31	\$ 69.36	\$ 22.20	\$ 891.75
Reyes, Noli & Victoria T	53-01-41-709-712.000-008	1599	1B	N	\$ 238,100	\$ -	\$ 238,100	\$ 1.5437	\$ 2.2845	\$ 3,675.56	\$ 5,590.25	\$ 598.95	\$ -	\$ 1,315.73	\$ 1,914.69	\$ 69.36	\$ 22.20	\$ 1,823.13
Paulley, Christy Jo & Joseph O	53-01-41-709-713.000-008	1599	1B	N	\$ 182,900	\$ 96,265	\$ 86,635	\$ 1.5437	\$ 2.2845	\$ 1,289.96	\$ 2,138.07	\$ 229.07	\$ -	\$ 619.03	\$ 848.11	\$ 69.36	\$ 22.20	\$ 756.55
Cornwell, Debby B	53-08-20-106-041.000-008		1B	N	\$ 224,100	\$ 110,685	\$ 113,415	\$ 1.5437	\$ 2.2845	\$ 1,688.72	\$ 2,632.25	\$ 282.03	\$ -	\$ 661.50	\$ 943.53	\$ 69.36	\$ 22.20	\$ 851.97
Heinzen, Michael & Victoria	53-08-20-106-052.000-008		1B	N	\$ 231,200	\$ 137,815	\$ 93,385	\$ 1.5437	\$ 2.2845	\$ 1,390.46	\$ 2,304.64	\$ 246.92	\$ -	\$ 667.26	\$ 914.18	\$ 69.36	\$ 22.20	\$ 822.62
Johnson, James E & Beverly D	53-08-17-304-068.000-008	1447	1B	N	\$ 153,400	\$ -	\$ 153,400	\$ 1.5437	\$ 2.2845	\$ 2,368.04	\$ 3,601.61	\$ 385.89	\$ -	\$ 847.68	\$ 1,233.57	\$ 69.36	\$ 22.20	\$ 1,142.01
Parkhouse Properties LLC	53-08-17-304-007.000-008	1447	1B	N	\$ 137,600	\$ -	\$ 137,600	\$ 1.5437	\$ 2.2845	\$ 2,124.12	\$ 3,230.65	\$ 346.14	\$ -	\$ 760.39	\$ 1,106.53	\$ 69.36	\$ 22.20	\$ 1,014.97
Beckmeyer, Jonathon	53-08-17-304-099.000-008	1447	1B	N	\$ 137,600	\$ 80,410	\$ 57,190	\$ 1.5437	\$ 2.2845	\$ 851.54	\$ 1,411.41	\$ 151.23	\$ -	\$ 408.64	\$ 559.87	\$ 69.36	\$ 22.20	\$ 468.31
Love, Nicole	53-08-17-304-002.000-008	1447	1B	N	\$ 136,100	\$ 79,885	\$ 56,215	\$ 1.5437	\$ 2.2845	\$ 837.02	\$ 1,387.34	\$ 148.65	\$ -	\$ 401.67	\$ 550.32	\$ 69.36	\$ 22.20	\$ 458.76
Lacey, Christopher Michael & Madeline Wywyone	53-08-17-304-064.000-008	1447	1B	N	\$ 133,900	\$ 79,115	\$ 54,785	\$ 1.5437	\$ 2.2845	\$ 815.72	\$ 1,352.03	\$ 144.86	\$ -	\$ 391.46	\$ 536.31	\$ 69.36	\$ 22.20	\$ 444.75
Reed, Marguerite R	53-08-17-304-063.000-008	1447	1B	N	\$ 135,300	\$ 79,605	\$ 55,695	\$ 1.5437	\$ 2.2845	\$ 829.28	\$ 1,374.48	\$ 147.26	\$ -	\$ 397.95	\$ 545.20	\$ 69.36	\$ 22.20	\$ 453.64
Kutza, Dawn	53-08-17-304-054.000-008	1447	1B	N	\$ 135,300	\$ 79,605	\$ 55,695	\$ 1.5437	\$ 2.2845	\$ 829.28	\$ 1,374.48	\$ 147.26	\$ -	\$ 397.95	\$ 545.20	\$ 69.36	\$ 22.20	\$ 453.64
Threatt, Monique L	53-08-17-304-021.000-008	1447	1B	N	\$ 140,100	\$ 81,285	\$ 58,815	\$ 1.5437	\$ 2.2845	\$ 875.74	\$ 1,451.51	\$ 155.52	\$ -	\$ 420.25	\$ 575.77	\$ 69.36	\$ 22.20	\$ 484.21
Swiss Properties LLC	53-08-17-304-094.000-008	1447	1B	N	\$ 137,900	\$ -	\$ 137,900	\$ 1.5437	\$ 2.2845	\$ 2,128.76	\$ 3,237.69	\$ 346.90	\$ -	\$ 762.04	\$ 1,108.93	\$ 69.36	\$ 22.20	\$ 1,017.37
Parker, Joshua L & Lisa R	53-08-17-304-096.000-008	1447	1B	N	\$ 137,900	\$ -	\$ 137,900	\$ 1.5437	\$ 2.2845	\$ 2,128.76	\$ 3,237.69	\$ 346.90	\$ -	\$ 762.04	\$ 1,108.93	\$ 69.36	\$ 22.20	\$ 1,017.37
CPW Properties LLC	53-08-17-304-026.000-008	1447	1B	N	\$ 135,900	\$ -	\$ 135,900	\$ 1.5437	\$ 2.2845	\$ 2,097.88	\$ 3,190.74	\$ 341.86	\$ -	\$ 750.99	\$ 1,092.86	\$ 69.36	\$ 22.20	\$ 1,001.30
CPW Properties LLC	53-08-17-304-067.000-008	1447	1B	N	\$ 135,900	\$ -	\$ 135,900	\$ 1.5437	\$ 2.2845	\$ 2,097.88	\$ 3,190.74	\$ 341.86	\$ -	\$ 750.99	\$ 1,092.86	\$ 69.36	\$ 22.20	\$ 1,001.30
Joe Kemp Construction LLC	53-08-17-304-066.000-008	1447	1B	N	\$ 30,000	\$ -	\$ 30,000	\$ 1.5437	\$ 2.2845	\$ 463.12	\$ 767.59	\$ 82.24	\$ -	\$ 222.23	\$ 304.47	\$ -	\$ -	\$ 304.47
Joe Kemp Construction LLC	53-08-17-304-022.000-008	1447	1B	N	\$ 30,000	\$ -	\$ 30,000	\$ 1.5437	\$ 2.2845	\$ 463.12	\$ 767.59	\$ 82.24	\$ -	\$ 222.23	\$ 304.47	\$ -	\$ -	\$ 304.47
Joe Kemp Construction LLC	53-08-17-304-006.000-008	1447	1B	N	\$ 30,000	\$ -	\$ 30,000	\$ 1.5437	\$ 2.2845	\$ 463.12	\$ 767.59	\$ 82.24	\$ -	\$ 222.23	\$ 304.47	\$ -	\$ -	\$ 304.47
Joe Kemp Construction LLC	53-08-17-304-003.000-008	1447	1B	N	\$ 30,000	\$ -	\$ 30,000	\$ 1.5437	\$ 2.2845	\$ 463.12	\$ 767.59	\$ 82.24	\$ -	\$ 222.23	\$ 304.47	\$ -	\$ -	\$ 304.47
Applegate, Austin T	53-08-17-304-001.000-008	1447	1B	N	\$ 30,000	\$ -	\$ 30,000	\$ 1.5437	\$ 2.2845	\$ 463.12	\$ 767.59	\$ 82.24	\$ -	\$ 222.23	\$ 304.47	\$ -	\$ -	\$ 304.47
Wotell, Mark	53-08-17-304-062.000-008	1447	1B	N	\$ 30,000	\$ 3,000	\$ 27,000	\$ 1.5437	\$ 2.2845	\$ 416.80	\$ 690.83	\$ 74.02	\$ -	\$ 200.01	\$ 274.03	\$ -	\$ -	\$ 274.03
Sage Investments LLC	53-08-17-304-069.000-008	1447	1B	N	\$ 30,000	\$ -	\$ 30,000	\$ 1.5437	\$ 2.2845	\$ 463.12	\$ 767.59	\$ 82.24	\$ -	\$ 222.23	\$ 304.47	\$ -	\$ -	\$ 304.47
Cala, LLC	53-08-17-304-004.000-008	1447	1B	N	\$ 30,000	\$ -	\$ 30,000	\$ 1.5437	\$ 2.2845	\$ 463.12	\$ 767.59	\$ 82.24	\$ -	\$ 222.23	\$ 304.47	\$ -	\$ -	\$ 304.47
Gassman, Joseph A & Stacie R	53-08-17-304-065.000-008	1447	1B	N	\$ 30,000	\$ 3,000	\$ 27,000	\$ 1.5437	\$ 2.2845	\$ 416.80	\$ 690.83	\$ 74.02	\$ -	\$ 200.01	\$ 274.03	\$ -	\$ -	\$ 274.03
Taylor, Roberta Lee Rev Trust	53-08-17-304-055.000-008	1447	1B	N	\$ 134,800	\$ 93,430	\$ 41,370	\$ 1.5437	\$ 2.2845	\$ 258.24	\$ 263.40	\$ -	\$ -	\$ 5.16	\$ 5.16	\$ 69.36	\$ 22.20	\$ (86.40)
Coons, Russell L & Alberta C	53-08-20-106-017.000-008		1B	N	\$ 207,700	\$ 104,630	\$ 103,070	\$ 1.5437	\$ 2.2845	\$ 1,534.68	\$ 2,427.32	\$ 260.06	\$ -	\$ 632.58	\$ 892.64	\$ 69.36	\$ 22.20	\$ 801.08
Barsun, H Fred & Rita M	53-08-20-106-049.000-008	1782	1B	N	\$ 232,300	\$ 110,555	\$ 121,745	\$ 1.5437	\$ 2.2845	\$ 1,812.74	\$ 2,733.06	\$ 292.82	\$ -	\$ 627.50	\$ 920.32	\$ -	\$ -	\$ 920.32
Rogers, Danielle L	53-08-20-106-035.000-008		1B	N	\$ 200,900	\$ 102,565	\$ 98,335	\$ 1.5437	\$ 2.2845	\$ 1,464.16	\$ 2,356.14	\$ 252.44	\$ -	\$ 639.54	\$ 891.98	\$ 69.36	\$ 37.08	\$ 785.54

City of Bloomington

Area #1B: South-West Annexation Area - Tax Impacts Analysis



Note (1): This section shoes the inc/(dec) in tax bills due to differences between township fire protection rates and the Monroe Fire Protection District fire rate

Owner Name	Parcel #	Waiver	Annexation Area	AG	2020 Pay 2021 Gross AV	2020 Pay 2021 Deductions /Exemptions	2020 Pay 2021 NAV	Pre-Annex 2020 Pay 2021 Prop Tax Rate	Post-Annex Prop Tax Rate	Pre-Annex Tax Bill	Post-Annex Tax Bill	Net Tax Bill Increase Due Solely to AV Growth (12% - Aggregate over 4 years)	Net Tax Bill Increase Due to Difference Between Fire Rates (1)	Net Tax Bill Increase Due to Annexation	Total Post-Annexation Net Tax Bill Increase	Benefit 1 Yearly Sewer Bill Savings (@ 4000 Gal/Month)	Benefit 2 Yearly Fire Protection (Water Surcharge) Savings	Post-Annex Tax Bill Inc/(Dec) Net of Benefits
Roberts, Jeffrey L; w/l/e Alta L Polly Hurd	53-08-20-106-013.000-008		1B	N	\$ 208,700	\$ 127,255	\$ 81,445	\$ 1.5437	\$ 2.2845	\$ 1,212.68	\$ 2,009.98	\$ 215.35	\$ -	\$ 581.95	\$ 797.30	\$ 69.36	\$ 37.08	\$ 690.86
Jackowiak, Edward Steven	53-08-20-106-005.000-008		1B	N	\$ 215,500	\$ 104,675	\$ 110,825	\$ 1.5437	\$ 2.2845	\$ 1,650.16	\$ 2,533.13	\$ 271.41	\$ -	\$ 611.56	\$ 882.97	\$ 69.36	\$ 37.08	\$ 776.53
Albright, Thomas G	53-08-20-106-039.000-008		1B	N	\$ 206,800	\$ 101,630	\$ 105,170	\$ 1.5437	\$ 2.2845	\$ 1,565.94	\$ 2,429.58	\$ 260.31	\$ -	\$ 603.34	\$ 863.64	\$ 69.36	\$ 37.08	\$ 757.20
Rosenfeld, Michael J & Nancy G Magill	53-08-20-106-038.000-008		1B	N	\$ 224,200	\$ 102,190	\$ 122,010	\$ 1.5437	\$ 2.2845	\$ 1,825.32	\$ 2,852.89	\$ 305.66	\$ -	\$ 721.91	\$ 1,027.57	\$ 69.36	\$ 37.08	\$ 921.13
Pedigo, Aaron E & Abigail E	53-08-20-106-003.000-008		1B	N	\$ 221,100	\$ 109,635	\$ 111,465	\$ 1.5437	\$ 2.2845	\$ 1,659.68	\$ 2,596.55	\$ 278.21	\$ -	\$ 658.66	\$ 936.87	\$ 69.36	\$ 22.20	\$ 845.31
Harder, Andrew Jacob & Rebecca L	53-08-20-106-008.000-008		1B	N	\$ 203,000	\$ 103,300	\$ 99,700	\$ 1.5437	\$ 2.2845	\$ 1,484.50	\$ 2,381.13	\$ 255.12	\$ -	\$ 641.51	\$ 896.63	\$ 69.36	\$ 37.08	\$ 790.19
McKibben, Lawrence E & Debra K	53-08-20-106-028.000-008		1B	N	\$ 218,000	\$ 108,550	\$ 109,450	\$ 1.5437	\$ 2.2845	\$ 1,629.68	\$ 2,559.65	\$ 274.25	\$ -	\$ 655.72	\$ 929.97	\$ 69.36	\$ 22.20	\$ 838.41
Williams, John S IV & Audrey R	53-08-20-106-023.000-008		1B	N	\$ 235,800	\$ 114,605	\$ 121,195	\$ 1.5437	\$ 2.2845	\$ 1,804.56	\$ 2,766.07	\$ 296.36	\$ -	\$ 665.15	\$ 961.51	\$ 69.36	\$ 22.20	\$ 869.95
Duncan, Joel D	53-08-20-106-047.000-008		1B	N	\$ 247,200	\$ 118,770	\$ 128,430	\$ 1.5437	\$ 2.2845	\$ 1,912.28	\$ 2,907.17	\$ 311.49	\$ -	\$ 683.40	\$ 994.89	\$ 69.36	\$ 22.20	\$ 903.33
Chambers, Gary William & Sandra Lynn	53-08-20-106-051.000-008		1B	N	\$ 208,800	\$ 102,330	\$ 106,470	\$ 1.5437	\$ 2.2845	\$ 1,585.30	\$ 2,453.39	\$ 262.86	\$ -	\$ 605.23	\$ 868.09	\$ 69.36	\$ 37.08	\$ 761.65
Engel, Nicholas & Cheryl Joint Revocable Living Trust	53-08-20-106-032.000-008		1B	N	\$ 219,200	\$ 105,200	\$ 114,000	\$ 1.5437	\$ 2.2845	\$ 1,698.62	\$ 2,607.27	\$ 279.35	\$ -	\$ 629.30	\$ 908.65	\$ 69.36	\$ 22.20	\$ 817.09
Miller, John M & Melissa R	53-08-20-106-031.000-008		1B	N	\$ 224,300	\$ 109,180	\$ 115,120	\$ 1.5437	\$ 2.2845	\$ 1,714.92	\$ 2,622.68	\$ 280.99	\$ -	\$ 626.76	\$ 907.76	\$ 69.36	\$ 22.20	\$ 816.20
Ellinwood, Cynthia J	53-08-20-106-037.000-008		1B	N	\$ 229,100	\$ 112,435	\$ 116,665	\$ 1.5437	\$ 2.2845	\$ 1,737.10	\$ 2,691.75	\$ 288.41	\$ -	\$ 666.25	\$ 954.65	\$ 69.36	\$ 22.20	\$ 863.09
Edwards, Douglas F & Wilma L	53-08-20-106-012.000-008		1B	N	\$ 242,800	\$ 117,230	\$ 125,570	\$ 1.5437	\$ 2.2845	\$ 1,869.68	\$ 2,854.79	\$ 305.86	\$ -	\$ 679.24	\$ 985.11	\$ 69.36	\$ 22.20	\$ 893.55
Carson, Tim & Sandra Lee	53-08-20-106-026.000-008		1B	N	\$ 231,200	\$ 113,170	\$ 118,030	\$ 1.5437	\$ 2.2845	\$ 1,757.42	\$ 2,716.75	\$ 291.09	\$ -	\$ 668.24	\$ 959.33	\$ 69.36	\$ 37.08	\$ 852.89
Rainey, Pamela S	53-08-20-106-022.000-008		1B	N	\$ 214,000	\$ 104,150	\$ 109,850	\$ 1.5437	\$ 2.2845	\$ 1,635.62	\$ 2,515.28	\$ 269.49	\$ -	\$ 610.17	\$ 879.66	\$ 69.36	\$ 22.20	\$ 788.10
Monroe Liberty LLC	53-08-19-200-048.000-008	2347	1B	Y	\$ 80,300	\$ -	\$ 80,300	\$ 1.5437	\$ 2.2845	\$ 1,239.60	\$ 1,239.60	\$ 646.78	\$ -	\$ -	\$ 646.78	\$ -	\$ -	\$ 646.78
Abbott, Jerry Francis & Velma Darlene Rev Trust	53-09-13-400-031.000-015	1977	1B	N	\$ 193,700	\$ 160,440	\$ 33,260	\$ 1.5790	\$ 2.3198	\$ 506.52	\$ 833.46	\$ 89.30	\$ -	\$ 237.64	\$ 326.94	\$ 69.36	\$ 22.20	\$ 235.38
Turpin, Leroy & Stella J	53-09-13-400-057.000-015	1561	1B	N	\$ 94,700	\$ 65,395	\$ 29,305	\$ 1.5790	\$ 2.3198	\$ 446.30	\$ 734.37	\$ 78.69	\$ -	\$ 209.38	\$ 288.07	\$ 69.36	\$ 22.20	\$ 196.51
Broker, Jamie & Tiffany	53-09-13-104-022.000-015		1B	N	\$ 115,300	\$ 97,460	\$ 17,840	\$ 1.5790	\$ 2.3198	\$ 271.68	\$ 447.06	\$ 47.90	\$ -	\$ 127.48	\$ 175.38	\$ 69.36	\$ 14.76	\$ 91.26
Richardson, Kenneth & Ruth	53-09-12-400-060.000-015		1B	N	\$ 136,500	\$ 73,245	\$ 63,255	\$ 1.5790	\$ 2.3198	\$ 969.38	\$ 1,595.09	\$ 170.91	\$ -	\$ 454.80	\$ 625.71	\$ 69.36	\$ 14.76	\$ 541.59
Richardson, Edith T	53-09-13-103-058.000-015		1B	N	\$ 132,200	\$ 75,520	\$ 56,680	\$ 1.5790	\$ 2.3198	\$ 863.20	\$ 1,420.36	\$ 152.19	\$ -	\$ 404.97	\$ 557.16	\$ 69.36	\$ 14.76	\$ 473.04
GTAZ LLC	53-09-12-400-070.000-015	2069	1B	N	\$ 366,800	\$ -	\$ 366,800	\$ 1.5790	\$ 2.3198	\$ 5,791.76	\$ 8,611.94	\$ 922.71	\$ -	\$ 1,897.47	\$ 2,820.18	\$ 69.36	\$ 22.20	\$ 2,728.62
Lee, Maria S N	53-09-13-102-020.000-015		1B	N	\$ 119,500	\$ 73,900	\$ 45,600	\$ 1.5790	\$ 2.3198	\$ 694.44	\$ 1,142.69	\$ 122.43	\$ -	\$ 325.82	\$ 448.25	\$ 69.36	\$ 22.20	\$ 356.69
Hammock, David Michael & Rebecca Jane	53-09-12-402-044.000-015	1113	1B	N	\$ 115,600	\$ 68,625	\$ 46,975	\$ 1.5790	\$ 2.3198	\$ 717.14	\$ 1,180.01	\$ 126.43	\$ -	\$ 336.44	\$ 462.87	\$ 69.36	\$ 22.20	\$ 371.31
Johnson, Carl & Lois E.	53-09-13-103-046.000-015		1B	N	\$ 117,100	\$ 70,235	\$ 46,865	\$ 1.5790	\$ 2.3198	\$ 713.72	\$ 1,174.39	\$ 125.83	\$ -	\$ 334.84	\$ 460.67	\$ 69.36	\$ 22.20	\$ 369.11
Johnson, James L & Mary E.	53-09-13-105-029.000-015		1B	N	\$ 153,000	\$ 82,800	\$ 70,200	\$ 1.5790	\$ 2.3198	\$ 1,069.10	\$ 1,759.15	\$ 188.48	\$ -	\$ 501.57	\$ 690.05	\$ 69.36	\$ 14.76	\$ 605.93
Hudson, Phillip W. & Sherry A.	53-09-13-103-052.000-015		1B	N	\$ 127,800	\$ 73,945	\$ 53,855	\$ 1.5790	\$ 2.3198	\$ 820.24	\$ 1,349.66	\$ 144.61	\$ -	\$ 384.80	\$ 529.42	\$ 69.36	\$ 14.76	\$ 445.30
Johnson, Richard K. & Marjorie B.	53-09-13-105-036.000-015		1B	N	\$ 152,100	\$ 82,485	\$ 69,615	\$ 1.5790	\$ 2.3198	\$ 1,060.18	\$ 1,744.48	\$ 186.91	\$ -	\$ 497.39	\$ 684.30	\$ 69.36	\$ 22.20	\$ 592.74
Woodland Springs LLC	53-09-13-100-002.000-015		1B	N	\$ 4,125,700	\$ -	\$ 4,125,700	\$ 1.5790	\$ 2.3198	\$ 65,144.80	\$ 96,865.49	\$ 10,378.45	\$ -	\$ 21,342.25	\$ 31,720.69	\$ -	\$ -	\$ 31,720.69
Whitley, Albert E	53-09-13-407-012.000-015		1B	N	\$ 125,900	\$ 73,315	\$ 52,585	\$ 1.5790	\$ 2.3198	\$ 800.84	\$ 1,317.72	\$ 141.18	\$ -	\$ 375.70	\$ 516.88	\$ 69.36	\$ 22.20	\$ 425.32
Harding, Robert J & Alice L	53-09-13-407-017.000-015		1B	N	\$ 119,100	\$ 108,845	\$ 10,255	\$ 1.5790	\$ 2.3198	\$ 156.18	\$ 256.99	\$ 27.54	\$ -	\$ 73.27	\$ 100.81	\$ 69.36	\$ 22.20	\$ 9.25
Hollars, Danny O I & Teresa	53-09-13-101-048.000-015		1B	N	\$ 141,000	\$ 78,530	\$ 62,470	\$ 1.5790	\$ 2.3198	\$ 951.48	\$ 1,565.61	\$ 167.74	\$ -	\$ 446.39	\$ 614.13	\$ 69.36	\$ 22.20	\$ 522.57
Warrix, Paul T & Joan G	53-09-13-105-027.000-015		1B	N	\$ 114,400	\$ 81,770	\$ 32,630	\$ 1.5790	\$ 2.3198	\$ 496.92	\$ 817.68	\$ 87.62	\$ -	\$ 233.14	\$ 320.76	\$ 69.36	\$ 14.76	\$ 236.64
Cast, Terry Lee	53-09-13-104-005.000-015		1B	N	\$ 107,100	\$ 69,560	\$ 37,540	\$ 1.5790	\$ 2.3198	\$ 571.72	\$ 940.72	\$ 100.80	\$ -	\$ 268.20	\$ 369.00	\$ 69.36	\$ 14.76	\$ 284.88
McCracken, Linda O	53-09-13-401-030.000-015	1292	1B	N	\$ 162,600	\$ -	\$ 162,600	\$ 1.5790	\$ 2.3198	\$ 2,567.44	\$ 3,817.61	\$ 409.03	\$ -	\$ 841.14	\$ 1,250.17	\$ 69.36	\$ 22.20	\$ 1,158.61
Davis, Stephanie	53-09-13-401-015.000-015	1292	1B	N	\$ 170,000	\$ 91,750	\$ 78,250	\$ 1.5790	\$ 2.3198	\$ 1,191.68	\$ 1,960.86	\$ 210.09	\$ -	\$ 559.09	\$ 769.18	\$ 69.36	\$ 37.08	\$ 662.74
Vertner, Tyrone A Jr	53-09-13-401-031.000-015	1793	1B	N	\$ 172,700	\$ 92,695	\$ 80,005	\$ 1.5790	\$ 2.3198	\$ 1,218.42	\$ 2,004.86	\$ 214.81	\$ -	\$ 571.62	\$ 786.44	\$ 69.36	\$ 37.08	\$ 680.00
Mobley, Stephanie A & Alex P	53-09-13-401-007.000-015	1292	1B	N	\$ 171,000	\$ 92,100	\$ 78,900	\$ 1.5790	\$ 2.3198	\$ 1,201.60	\$ 1,977.16	\$ 211.84	\$ -	\$ 563.72	\$ 775.56	\$ 69.36	\$ 37.08	\$ 669.12
Odle-Araman, Jillian B & Nader J Araman	53-09-13-401-011.000-015	1292	1B	N	\$ 149,800	\$ 84,680	\$ 65,120	\$ 1.5790	\$ 2.3198	\$ 991.72	\$ 1,631.84	\$ 174.83	\$ -	\$ 465.29	\$ 640.12	\$ 69.36	\$ 22.20	\$ 548.56
Ferreer, David A & Judith A	53-09-13-407-009.000-015		1B	N	\$ 133,000	\$ 78,485	\$ 54,515	\$ 1.5790	\$ 2.3198	\$ 830.22	\$ 1,366.09	\$ 146.37	\$ -	\$ 389.50	\$ 535.87	\$ 69.36	\$ 22.20	\$ 444.31
Sims, John E & Evelyn P	53-09-13-101-025.000-015		1B	N	\$ 124,400	\$ 86,790	\$ 37,610	\$ 1.5790	\$ 2.3198	\$ 323.00	\$ 329.46	\$ -	\$ -	\$ 6.46	\$ 6.46	\$ 69.36	\$ 14.76	\$ (77.66)
Miller, John & Martha Cornell	53-09-12-402-013.000-015		1B	N	\$ 90,300	\$ 63,855	\$ 26,445	\$ 1.5790	\$ 2.3198	\$ 402.74	\$ 662.67	\$ 70.99	\$ -	\$ 188.94	\$ 259.93	\$ 69.36	\$ 14.76	\$ 175.81
Colleran, Daniel M. & Twylla M.	53-09-13-104-004.000-015		1B	N	\$ 153,900	\$ 86,115	\$ 67,785	\$ 1.5790	\$ 2.3198	\$ 1,032.32	\$ 1,698.62	\$ 181.99	\$ -	\$ 484.31	\$ 666.30	\$ 69.36	\$ 14.76	\$ 582.18
Block, Spencer & Fellows, Evangeline	53-09-13-105-005.000-015		1B	N	\$ 130,700	\$ 77,470	\$ 53,230	\$ 1.5790	\$ 2.3198	\$ 810.64	\$ 1,333.89	\$ 142.93	\$ -	\$ 380.33	\$ 523.25	\$ 69.36	\$ 22.20	\$ 431.69
Robertson, Derek C & Melissa D	53-09-13-401-006.000-015	1292	1B	N	\$ 163,700	\$ 89,440	\$ 74,260	\$ 1.5790	\$ 2.3198	\$ 1,130.92	\$ 1,860.88	\$ 199.38	\$ -	\$ 530.58	\$ 729.96	\$ 69.36	\$ 22.20	\$ 638.40
Muller, James H	53-09-13-401-002.000-015	1292	1B	N	\$ 172,700	\$ 92,695	\$ 80,005	\$ 1.5790	\$ 2.3198	\$ 1,218.42	\$ 2,004.86	\$ 214.81	\$ -	\$ 571.62	\$ 786.44	\$ 69.36	\$ 22.20	\$ 694.88
Kaserman, Mollie R	53-09-13-401-028.000-015	1292	1B	N	\$ 156,500	\$ 87,025	\$ 69,475	\$ 1.5790	\$ 2.3198	\$ 1,058.04	\$ 1,740.97	\$ 186.53	\$ -	\$ 496.40	\$ 682.93	\$ 69.36	\$ 22.20	\$ 591.37

City of Bloomington

Area #1B: South-West Annexation Area - Tax Impacts Analysis



Note (1): This section shows the inc/(dec) in tax bills due to differences between township fire protection rates and the Monroe Fire Protection District fire rate

Owner Name	Parcel #	Waiver	Annexation Area	AG	2020 Pay 2021 Gross AV	2020 Pay 2021 Deductions /Exemptions	2020 Pay 2021 NAV	Pre-Annex 2020 Pay 2021 Prop Tax Rate	Post-Annex Prop Tax Rate	Pre-Annex Tax Bill	Post-Annex Tax Bill	Net Tax Bill Increase Due Solely to AV Growth (12% - Aggregate over 4 years)	Net Tax Bill Increase Due to Difference Between Fire Rates (1)	Net Tax Bill Increase Due to Annexation	Total Post-Annexation Net Tax Bill Increase	Benefit 1 Yearly Sewer Bill Savings (@ 4000 Gal/Month)	Benefit 2 Yearly Fire Protection (Water Surcharge) Savings	Post-Annex Tax Bill Inc/(Dec) Net of Benefits
Sissman, Ashley	53-09-13-401-020.000-015	1292	1B	N	\$ 145,400	\$ 83,140	\$ 62,260	\$ 1.5790	\$ 2.3198	\$ 948.18	\$ 1,560.17	\$ 167.16	\$ -	\$ 444.83	\$ 611.99	\$ 69.36	\$ 22.20	\$ 520.43
Sissman, Jim L & Teresa	53-09-13-401-003.000-015	1292	1B	N	\$ 171,800	\$ 91,680	\$ 80,120	\$ 1.5790	\$ 2.3198	\$ 1,220.16	\$ 1,988.17	\$ 213.01	\$ -	\$ 555.00	\$ 768.01	\$ 69.36	\$ 22.20	\$ 676.45
Sanchez, Hector Jose Ortiz & Cynthia Michelle Correa	53-09-13-401-004.000-015	1292	1B	N	\$ 156,400	\$ 86,990	\$ 69,410	\$ 1.5790	\$ 2.3198	\$ 1,057.06	\$ 1,739.34	\$ 186.35	\$ -	\$ 495.93	\$ 682.28	\$ 69.36	\$ 22.20	\$ 590.72
Phelps, Terry W & Cheryl A	53-09-13-401-019.000-015	1292	1B	N	\$ 171,900	\$ 92,310	\$ 79,590	\$ 1.5790	\$ 2.3198	\$ 1,212.10	\$ 1,994.45	\$ 213.69	\$ -	\$ 568.65	\$ 782.35	\$ 69.36	\$ 22.20	\$ 690.79
Wennerberg, Steven M & Elizabeth H Starr	53-09-13-401-052.000-015	1292	1B	N	\$ 184,900	\$ 96,965	\$ 87,935	\$ 1.5790	\$ 2.3198	\$ 1,339.18	\$ 2,165.72	\$ 232.04	\$ -	\$ 594.50	\$ 826.54	\$ 69.36	\$ 37.08	\$ 720.10
Pyle, Daniel S & Emily S Wilson	53-09-13-401-029.000-015	1292	1B	N	\$ 165,200	\$ 90,070	\$ 75,130	\$ 1.5790	\$ 2.3198	\$ 1,144.16	\$ 1,882.69	\$ 201.72	\$ -	\$ 536.80	\$ 738.53	\$ 69.36	\$ 22.20	\$ 646.97
Keen, Tyler David	53-09-13-401-056.000-015	1292	1B	N	\$ 166,100	\$ 104,385	\$ 61,715	\$ 1.5790	\$ 2.3198	\$ 276.56	\$ 282.09	\$ -	\$ -	\$ 5.53	\$ 5.53	\$ 69.36	\$ 37.08	\$ (100.91)
Kinder, Timothy V	53-09-13-401-053.000-015	1292	1B	N	\$ 150,700	\$ 84,995	\$ 65,705	\$ 1.5790	\$ 2.3198	\$ 1,000.64	\$ 1,646.51	\$ 176.42	\$ -	\$ 469.45	\$ 645.87	\$ 69.36	\$ 22.20	\$ 554.31
Fleetwood-Martin, Nedra D & Phillip K Chaudemanche, Nicolas B	53-09-13-401-044.000-015	1292	1B	N	\$ 156,200	\$ 86,920	\$ 69,280	\$ 1.5790	\$ 2.3198	\$ 1,055.08	\$ 1,736.09	\$ 186.02	\$ -	\$ 494.99	\$ 681.01	\$ 69.36	\$ 22.20	\$ 589.45
Thomas, Ariel Mone	53-09-13-401-061.000-015	1292	1B	N	\$ 194,400	\$ 100,290	\$ 94,110	\$ 1.5790	\$ 2.3198	\$ 1,433.24	\$ 2,278.78	\$ 244.15	\$ -	\$ 601.39	\$ 845.54	\$ -	\$ -	\$ 845.54
Polmanter, Casie; Benham, Jacob	53-09-13-401-050.000-015	1867	1B	N	\$ 190,300	\$ 98,855	\$ 91,445	\$ 1.5790	\$ 2.3198	\$ 1,392.64	\$ 2,229.98	\$ 238.92	\$ -	\$ 598.42	\$ 837.34	\$ 69.36	\$ 22.20	\$ 745.78
Price, Larry D. & Donna D.	53-09-13-400-038.000-015	2498	1B	N	\$ 149,600	\$ 84,610	\$ 64,990	\$ 1.5790	\$ 2.3198	\$ 989.76	\$ 1,628.59	\$ 174.50	\$ -	\$ 464.34	\$ 638.83	\$ -	\$ -	\$ 638.83
Edwards, Larry Wayne; Edwards, Bert; Adams, Edythe L; & Nichols, Sharon; W/L/E M	53-09-13-400-073.000-015		1B	N	\$ 136,500	\$ 91,025	\$ 45,475	\$ 1.5790	\$ 2.3198	\$ 562.36	\$ 573.61	\$ -	\$ -	\$ 11.25	\$ 11.25	\$ 69.36	\$ 37.08	\$ (95.19)
Rainbolt, John Roger	53-09-13-104-007.000-015		1B	N	\$ 119,100	\$ 70,935	\$ 48,165	\$ 1.5790	\$ 2.3198	\$ 292.74	\$ 1,206.97	\$ 129.32	\$ -	\$ 784.91	\$ 914.23	\$ 69.36	\$ 14.76	\$ 830.11
Ferreer, Josef Sean	53-09-12-400-016.000-015	1104	1B	N	\$ 131,500	\$ 75,100	\$ 56,400	\$ 1.5790	\$ 2.3198	\$ 859.22	\$ 1,413.80	\$ 151.48	\$ -	\$ 403.10	\$ 554.58	\$ 69.36	\$ 14.76	\$ 470.46
Conder, Bruce & Lana	53-09-13-103-021.000-015		1B	N	\$ 128,100	\$ 77,085	\$ 51,015	\$ 1.5790	\$ 2.3198	\$ 776.92	\$ 1,278.38	\$ 136.97	\$ -	\$ 364.49	\$ 501.46	\$ 69.36	\$ 14.76	\$ 417.34
Gardner, Seth A	53-09-13-103-021.000-015		1B	N	\$ 118,700	\$ 3,000	\$ 115,700	\$ 1.5790	\$ 2.3198	\$ 1,826.90	\$ 2,783.67	\$ 298.25	\$ -	\$ 658.52	\$ 956.77	\$ 69.36	\$ 22.20	\$ 865.21
Rogers, Timothy A & Erika L	53-09-13-404-052.000-015		1B	N	\$ 190,700	\$ 98,890	\$ 91,810	\$ 1.5790	\$ 2.3198	\$ 1,398.20	\$ 2,231.50	\$ 239.09	\$ -	\$ 594.21	\$ 833.30	\$ -	\$ -	\$ 833.30
Allen, Jon D	53-09-13-404-046.000-015		1B	N	\$ 173,000	\$ 92,800	\$ 80,200	\$ 1.5790	\$ 2.3198	\$ 1,221.40	\$ 2,009.73	\$ 215.33	\$ -	\$ 573.00	\$ 788.33	\$ -	\$ -	\$ 788.33
White, Jacqueline P	53-09-13-404-041.000-015		1B	N	\$ 190,600	\$ 98,855	\$ 91,745	\$ 1.5790	\$ 2.3198	\$ 1,397.20	\$ 2,230.30	\$ 238.95	\$ -	\$ 594.15	\$ 833.10	\$ -	\$ -	\$ 833.10
Eubanks, Linda F	53-09-13-404-050.000-015		1B	N	\$ 165,200	\$ 90,070	\$ 75,130	\$ 1.5790	\$ 2.3198	\$ 1,144.16	\$ 1,882.69	\$ 201.72	\$ -	\$ 536.80	\$ 738.53	\$ -	\$ -	\$ 738.53
Duzan, Angela D	53-09-13-404-047.000-015		1B	N	\$ 188,900	\$ 95,365	\$ 93,535	\$ 1.5790	\$ 2.3198	\$ 1,424.48	\$ 2,216.56	\$ 237.48	\$ -	\$ 554.59	\$ 792.08	\$ -	\$ -	\$ 792.08
Johnston, Wilbert L. & Terri L.	53-09-13-404-047.000-015		1B	N	\$ 174,700	\$ 93,395	\$ 81,305	\$ 1.5790	\$ 2.3198	\$ 1,238.22	\$ 2,037.43	\$ 218.30	\$ -	\$ 580.91	\$ 799.21	\$ 69.36	\$ 37.08	\$ 692.77
Watson, Rick A & Betty V	53-09-13-404-003.000-015		1B	N	\$ 186,300	\$ 97,455	\$ 88,845	\$ 1.5790	\$ 2.3198	\$ 1,353.04	\$ 2,182.38	\$ 233.82	\$ -	\$ 595.52	\$ 829.34	\$ 69.36	\$ 37.08	\$ 722.90
Young, Donna K Delpha	53-09-13-404-009.000-015		1B	N	\$ 156,300	\$ 86,710	\$ 69,590	\$ 1.5790	\$ 2.3198	\$ 1,059.80	\$ 1,743.86	\$ 186.85	\$ -	\$ 497.22	\$ 684.06	\$ 69.36	\$ 37.08	\$ 577.62
Fleck, Noel Ross & Hilary R	53-09-13-404-001.000-015		1B	N	\$ 160,600	\$ 88,460	\$ 72,140	\$ 1.5790	\$ 2.3198	\$ 1,098.64	\$ 1,807.76	\$ 193.69	\$ -	\$ 515.43	\$ 709.12	\$ 69.36	\$ 37.08	\$ 602.68
Hayslip, Kevin J	53-09-13-404-008.000-015		1B	N	\$ 171,600	\$ 92,310	\$ 79,290	\$ 1.5790	\$ 2.3198	\$ 1,207.52	\$ 1,986.93	\$ 212.89	\$ -	\$ 566.52	\$ 779.41	\$ 69.36	\$ 37.08	\$ 672.97
Browning, Cheryl Ann	53-09-13-404-004.000-015		1B	N	\$ 179,000	\$ 91,900	\$ 87,100	\$ 1.5790	\$ 2.3198	\$ 1,326.48	\$ 2,098.74	\$ 224.87	\$ -	\$ 547.40	\$ 772.26	\$ 69.36	\$ 37.08	\$ 665.82
Crohn, Rick E & Michele R	53-09-13-404-006.000-015		1B	N	\$ 189,200	\$ 98,470	\$ 90,730	\$ 1.5790	\$ 2.3198	\$ 1,381.76	\$ 2,216.91	\$ 237.53	\$ -	\$ 597.61	\$ 835.15	\$ 69.36	\$ 37.08	\$ 728.71
Cooper, Christina S	53-09-13-404-007.000-015	1848	1B	N	\$ 178,800	\$ 94,830	\$ 83,970	\$ 1.5790	\$ 2.3198	\$ 1,278.80	\$ 2,093.12	\$ 224.25	\$ -	\$ 590.06	\$ 814.32	\$ 69.36	\$ 37.08	\$ 707.88
Zeigler, James P	53-09-13-404-002.000-015		1B	N	\$ 176,000	\$ 93,850	\$ 82,150	\$ 1.5790	\$ 2.3198	\$ 1,251.08	\$ 2,058.60	\$ 220.56	\$ -	\$ 586.96	\$ 807.52	\$ 69.36	\$ 37.08	\$ 701.08
Norris, Mark	53-09-13-404-005.000-015		1B	N	\$ 206,800	\$ 101,630	\$ 105,170	\$ 1.5790	\$ 2.3198	\$ 1,601.66	\$ 2,429.58	\$ 260.31	\$ -	\$ 567.62	\$ 827.92	\$ 69.36	\$ 37.08	\$ 721.48
Schmidt, Adam F	53-09-13-404-030.000-015		1B	N	\$ 201,900	\$ 99,915	\$ 101,985	\$ 1.5790	\$ 2.3198	\$ 1,553.16	\$ 2,371.27	\$ 254.06	\$ -	\$ 564.05	\$ 818.11	\$ 69.36	\$ 37.08	\$ 711.67
Doraci, Alfred & Rudina	53-09-13-404-018.000-015		1B	N	\$ 199,900	\$ 102,215	\$ 97,685	\$ 1.5790	\$ 2.3198	\$ 1,487.68	\$ 2,344.23	\$ 251.16	\$ -	\$ 605.39	\$ 856.55	\$ 69.36	\$ 37.08	\$ 750.11
Matthews, Steven T	53-09-13-404-011.000-015		1B	N	\$ 187,400	\$ 97,840	\$ 89,560	\$ 1.5790	\$ 2.3198	\$ 1,363.92	\$ 2,195.47	\$ 235.23	\$ -	\$ 596.33	\$ 831.55	\$ 69.36	\$ 37.08	\$ 725.11
Pate, Gayla & Seth	53-09-13-404-027.000-015		1B	N	\$ 159,900	\$ 88,215	\$ 71,685	\$ 1.5790	\$ 2.3198	\$ 1,091.72	\$ 1,796.34	\$ 192.46	\$ -	\$ 512.16	\$ 704.62	\$ 69.36	\$ 37.08	\$ 598.18
Schmidt, Adam F	53-09-13-404-033.000-015		1B	N	\$ 178,200	\$ 94,620	\$ 83,580	\$ 1.5790	\$ 2.3198	\$ 1,272.86	\$ 2,085.99	\$ 223.51	\$ -	\$ 589.63	\$ 813.13	\$ 69.36	\$ 37.08	\$ 706.69
Deckard, Richard Family Trust	53-09-13-404-015.000-015		1B	N	\$ 157,200	\$ 87,270	\$ 69,930	\$ 1.5790	\$ 2.3198	\$ 1,064.98	\$ 1,752.39	\$ 187.76	\$ -	\$ 499.64	\$ 687.41	\$ 69.36	\$ 37.08	\$ 580.97
Deckard, Richard Family Trust	53-09-13-404-038.000-015		1B	N	\$ 171,600	\$ 92,205	\$ 79,395	\$ 1.5790	\$ 2.3198	\$ 1,209.12	\$ 1,989.55	\$ 213.16	\$ -	\$ 567.27	\$ 780.43	\$ 69.36	\$ 37.08	\$ 673.99
Barthelemy, Jonathan & Jessica	53-09-13-402-006.000-015	1563	1B	N	\$ 187,800	\$ -	\$ 187,800	\$ 1.5790	\$ 2.3198	\$ 2,965.36	\$ 4,409.27	\$ 472.42	\$ -	\$ 971.49	\$ 1,443.91	\$ 69.36	\$ 22.20	\$ 1,352.35
Stewart, James Khalil & Jessica Christine	53-09-13-402-005.000-015	1563	1B	N	\$ 219,900	\$ -	\$ 219,900	\$ 1.5790	\$ 2.3198	\$ 3,472.22	\$ 5,162.94	\$ 553.17	\$ -	\$ 1,137.54	\$ 1,690.72	\$ 69.36	\$ 22.20	\$ 1,599.16
Amadio, Nicholas A	53-09-13-402-004.000-015	1563	1B	N	\$ 173,700	\$ 93,045	\$ 80,655	\$ 1.5790	\$ 2.3198	\$ 1,228.32	\$ 2,021.14	\$ 216.56	\$ -	\$ 576.26	\$ 792.82	\$ 69.36	\$ 22.20	\$ 701.26
Deckard, Richard E Family Limited Partnership 206	53-09-13-402-002.000-015	1563	1B	N	\$ 183,000	\$ 96,195	\$ 86,805	\$ 1.5790	\$ 2.3198	\$ 1,321.98	\$ 2,139.87	\$ 229.28	\$ -	\$ 588.61	\$ 817.89	\$ 69.36	\$ 22.20	\$ 726.33
Stearns, Gregory W & Laura K	53-09-13-402-007.000-015	1590	1B	N	\$ 173,500	\$ 89,450	\$ 84,050	\$ 1.5790	\$ 2.3198	\$ 1,280.84	\$ 2,054.41	\$ 220.12	\$ -	\$ 553.45	\$ 773.57	\$ 69.36	\$ 22.20	\$ 682.01
Amadio, Nicholas A	53-09-13-402-003.000-015	1590	1B	N	\$ 193,000	\$ 99,800	\$ 93,200	\$ 1.5790	\$ 2.3198	\$ 1,419.36	\$ 2,262.12	\$ 242.37	\$ -	\$ 600.39	\$ 842.76	\$ 69.36	\$ 22.20	\$ 751.20
Stearns, Gregory W & Laura K	53-09-13-402-001.000-015	1628	1B	N	\$ 189,200	\$ 95,260	\$ 93,940	\$ 1.5790	\$ 2.3198	\$ 1,430.96	\$ 2,228.59	\$ 238.78	\$ -	\$ 558.85	\$ 797.63	\$ 69.36	\$ 22.20	\$ 706.07
Stearns, Gregory W & Laura K	53-09-13-411-004.000-015	1597	1B	N	\$ 139,200	\$ 80,795	\$ 58,405	\$ 1.5790	\$ 2.3198	\$ 889.48	\$ 1,463.58	\$ 156.82	\$ -	\$ 417.28	\$ 574.10	\$ 69.36	\$ 22.20	\$ 482.54

City of Bloomington

Area #1B: South-West Annexation Area - Tax Impacts Analysis

Note (1): This section shoes the inc/(dec) in tax bills due to differences between township fire protection rates and the Monroe Fire Protection District fire rate

Owner Name	Parcel #	Waiver	Annexation Area	AG	2020 Pay 2021 Gross AV	2020 Pay 2021 Deductions /Exemptions	2020 Pay 2021 NAV	Pre-Annex 2020 Pay 2021 Prop Tax Rate	Post-Annex Prop Tax Rate	Pre-Annex Tax Bill	Post-Annex Tax Bill	Net Tax Bill Increase Due Solely to AV Growth (12% - Aggregate over 4 years)	Net Tax Bill Increase Due to Difference Between Fire Rates (1)	Net Tax Bill Increase Due to Annexation	Total Post-Annexation Net Tax Bill Increase	Benefit 1 Yearly Sewer Bill Savings (@ 4000 Gal/Month)	Benefit 2 Yearly Fire Protection (Water Surcharge) Savings	Post-Annex Tax Bill Inc/(Dec) Net of Benefits
Nelson, Peter M & Kelly M	53-09-13-411-003.000-015	1483	1B	N	\$ 197,700	\$ 101,445	\$ 96,255	\$ 1.5790	\$ 2.3198	\$ 1,465.90	\$ 2,318.07	\$ 248.37	\$ -	\$ 603.79	\$ 852.17	\$ 69.36	\$ 22.20	\$ 760.61
Owen, Geoffrey W & Cheryl E	53-09-13-411-002.000-015	1495	1B	N	\$ 217,900	\$ 108,515	\$ 109,385	\$ 1.5790	\$ 2.3198	\$ 1,665.84	\$ 2,558.45	\$ 274.12	\$ -	\$ 618.50	\$ 892.61	\$ 69.36	\$ 22.20	\$ 801.05
Scott, Thomas L Jr & Jessica Shaw-scott	53-09-13-411-001.000-015	1563	1B	N	\$ 218,300	\$ 108,655	\$ 109,645	\$ 1.5790	\$ 2.3198	\$ 1,669.80	\$ 2,563.21	\$ 274.62	\$ -	\$ 618.79	\$ 893.41	\$ 69.36	\$ 22.20	\$ 801.85
Koch, Phyllis J & Koch, Jeremy R	53-09-13-410-001.000-015	1563	1B	N	\$ 208,700	\$ 105,295	\$ 103,405	\$ 1.5790	\$ 2.3198	\$ 1,574.78	\$ 2,448.98	\$ 262.40	\$ -	\$ 611.80	\$ 874.20	\$ 69.36	\$ 22.20	\$ 782.64
Leininger, Barbara G	53-09-13-410-002.000-015	1563	1B	N	\$ 190,100	\$ 95,785	\$ 94,315	\$ 1.5790	\$ 2.3198	\$ 1,436.36	\$ 2,230.85	\$ 239.02	\$ -	\$ 555.47	\$ 794.49	\$ 69.36	\$ 22.20	\$ 702.93
Alexander, Daniel A	53-09-13-410-005.000-015	1563	1B	N	\$ 159,600	\$ 136,200	\$ 23,400	\$ 1.5790	\$ 2.3198	\$ 356.36	\$ 586.38	\$ 62.83	\$ -	\$ 167.20	\$ 230.02	\$ 69.36	\$ 22.20	\$ 138.46
Shipley, Jerry R	53-09-13-410-003.000-015	2397	1B	N	\$ 197,500	\$ 101,375	\$ 96,125	\$ 1.5790	\$ 2.3198	\$ 1,463.92	\$ 2,315.68	\$ 248.11	\$ -	\$ 603.65	\$ 851.76	\$ 69.36	\$ 22.20	\$ 760.20
Nowlin, Michael R & Charmaine D	53-09-13-410-008.000-015	2397	1B	N	\$ 158,200	\$ 87,620	\$ 70,580	\$ 1.5790	\$ 2.3198	\$ 1,074.88	\$ 1,768.67	\$ 189.51	\$ -	\$ 504.28	\$ 693.79	\$ 69.36	\$ 22.20	\$ 602.23
Neal, Ronald S	53-09-13-410-010.000-015	1563	1B	N	\$ 174,100	\$ 93,185	\$ 80,915	\$ 1.5790	\$ 2.3198	\$ 1,232.28	\$ 2,027.66	\$ 217.25	\$ -	\$ 578.12	\$ 795.38	\$ -	\$ -	\$ 795.38
Smiley, Zachary T & Krebs, Ashley N	53-09-13-403-009.000-015	1563	1B	N	\$ 156,800	\$ 87,130	\$ 69,670	\$ 1.5790	\$ 2.3198	\$ 1,061.02	\$ 1,745.84	\$ 187.05	\$ -	\$ 497.78	\$ 684.82	\$ 69.36	\$ 22.20	\$ 593.26
Tharp, Jordan R	53-09-13-403-002.000-015	1563	1B	N	\$ 175,600	\$ 93,710	\$ 81,890	\$ 1.5790	\$ 2.3198	\$ 1,247.12	\$ 2,052.08	\$ 219.87	\$ -	\$ 585.09	\$ 804.96	\$ 69.36	\$ 22.20	\$ 713.40
Sims, Camisha R	53-09-13-403-004.000-015	1563	1B	N	\$ 170,800	\$ 91,785	\$ 79,015	\$ 1.5790	\$ 2.3198	\$ 1,203.34	\$ 1,980.03	\$ 212.15	\$ -	\$ 564.54	\$ 776.69	\$ 69.36	\$ 22.20	\$ 685.13
Crane, Carri R	53-09-13-403-005.000-015	1563	1B	N	\$ 177,100	\$ 90,080	\$ 87,020	\$ 1.5790	\$ 2.3198	\$ 1,327.12	\$ 2,122.59	\$ 227.41	\$ -	\$ 568.06	\$ 795.47	\$ 69.36	\$ 22.20	\$ 703.91
RSSJ Rentals, LLC	53-09-13-101-044.000-015		1B	N	\$ 120,000	\$ -	\$ 120,000	\$ 1.5790	\$ 2.3198	\$ 1,894.80	\$ 2,821.18	\$ 302.27	\$ -	\$ 624.11	\$ 926.38	\$ 69.36	\$ 22.20	\$ 834.82
Armes, Susan L & Stand, James L	53-09-12-401-016.000-015		1B	N	\$ 154,700	\$ -	\$ 154,700	\$ 1.5790	\$ 2.3198	\$ 2,442.72	\$ 3,632.13	\$ 389.16	\$ -	\$ 800.26	\$ 1,189.41	\$ 69.36	\$ 14.76	\$ 1,105.29
Stout, Larry A	53-09-12-400-038.000-015		1B	N	\$ 143,100	\$ 75,765	\$ 67,335	\$ 1.5790	\$ 2.3198	\$ 1,031.18	\$ 1,696.75	\$ 181.79	\$ -	\$ 483.78	\$ 665.57	\$ 69.36	\$ 22.20	\$ 574.01
Rice, William R. & Nancy C.	53-09-12-400-053.000-015	1264	1B	N	\$ 89,300	\$ -	\$ 89,300	\$ 1.5790	\$ 2.3198	\$ 1,410.04	\$ 2,180.49	\$ 233.62	\$ -	\$ 536.83	\$ 770.45	\$ 69.36	\$ 14.76	\$ 686.33
Ira, Melissa J	53-09-13-410-004.000-015		1B	N	\$ 133,000	\$ 75,800	\$ 57,200	\$ 1.5790	\$ 2.3198	\$ 871.12	\$ 1,433.38	\$ 153.58	\$ -	\$ 408.68	\$ 562.26	\$ 69.36	\$ 14.76	\$ 478.14
Twin Flame Properties LLC	53-09-12-400-018.000-015		1B	N	\$ 340,600	\$ -	\$ 340,600	\$ 1.5790	\$ 2.3198	\$ 5,378.08	\$ 7,996.80	\$ 856.80	\$ -	\$ 1,761.92	\$ 2,618.72	\$ -	\$ -	\$ 2,618.72
Scholten, Nathan & Jessica	53-09-13-101-011.000-015		1B	N	\$ 129,400	\$ 77,435	\$ 51,965	\$ 1.5790	\$ 2.3198	\$ 791.40	\$ 1,302.19	\$ 139.52	\$ -	\$ 371.27	\$ 510.79	\$ -	\$ -	\$ 510.79
Patterson, Steven F.	53-09-13-105-006.000-015		1B	N	\$ 107,400	\$ 66,840	\$ 40,560	\$ 1.5790	\$ 2.3198	\$ 617.70	\$ 1,016.39	\$ 108.90	\$ -	\$ 289.80	\$ 398.69	\$ 69.36	\$ 22.20	\$ 307.13
May, Robert W	53-09-12-402-010.000-015		1B	N	\$ 124,400	\$ -	\$ 124,400	\$ 1.5790	\$ 2.3198	\$ 1,964.28	\$ 2,920.73	\$ 312.94	\$ -	\$ 643.52	\$ 956.45	\$ 69.36	\$ 14.76	\$ 872.33
State of Indiana	53-09-12-402-053.000-015		1B	N	\$ -	\$ -	\$ -	\$ 1.5790	\$ 2.3198	\$ -	\$ -	\$ -	\$ -	\$ -	\$ -	\$ -	\$ -	\$ -
Kinser, Susan	53-09-12-400-021.000-015		1B	N	\$ 126,800	\$ 73,455	\$ 53,345	\$ 1.5790	\$ 2.3198	\$ 812.68	\$ 1,337.23	\$ 143.27	\$ -	\$ 381.28	\$ 524.55	\$ 69.36	\$ 14.76	\$ 440.43
Wendling, Donald L	53-09-13-103-066.000-015		1B	N	\$ 129,700	\$ 73,000	\$ 56,700	\$ 1.5790	\$ 2.3198	\$ 866.12	\$ 1,425.18	\$ 152.70	\$ -	\$ 406.36	\$ 559.06	\$ 69.36	\$ 14.76	\$ 474.94
Larch, Marcella M	53-09-13-400-051.000-015	2392	1B	N	\$ 103,400	\$ 68,440	\$ 34,960	\$ 1.5790	\$ 2.3198	\$ 532.42	\$ 876.06	\$ 93.86	\$ -	\$ 249.78	\$ 343.64	\$ 69.36	\$ 22.20	\$ 252.08
Trinkle, Sharlyn L	53-09-13-101-013.000-015		1B	N	\$ 99,000	\$ 66,130	\$ 32,870	\$ 1.5790	\$ 2.3198	\$ 500.60	\$ 823.68	\$ 88.24	\$ -	\$ 234.84	\$ 323.08	\$ -	\$ -	\$ 323.08
Dorris, Dale W II	53-09-13-103-047.000-015		1B	N	\$ 120,900	\$ 74,250	\$ 46,650	\$ 1.5790	\$ 2.3198	\$ 710.44	\$ 1,169.00	\$ 125.25	\$ -	\$ 333.31	\$ 458.56	\$ 69.36	\$ 14.76	\$ 374.44
Bastin, Alexandra	53-09-13-407-019.000-015		1B	N	\$ 143,000	\$ 82,195	\$ 60,805	\$ 1.5790	\$ 2.3198	\$ 926.02	\$ 1,523.73	\$ 163.26	\$ -	\$ 434.45	\$ 597.71	\$ 69.36	\$ 14.76	\$ 513.59
Fleener, Timothy Ray & w/l/e Rachel Joan Fleener	53-09-12-402-039.000-015		1B	N	\$ 191,100	\$ 109,260	\$ 81,840	\$ 1.5790	\$ 2.3198	\$ 1,246.36	\$ 1,271.29	\$ -	\$ -	\$ 24.93	\$ 24.93	\$ 69.36	\$ 14.76	\$ (59.19)
Carroll, Tommy L & Jowana L	53-09-12-400-014.000-015		1B	N	\$ 61,500	\$ 45,510	\$ 15,990	\$ 1.5790	\$ 2.3198	\$ 243.52	\$ 400.69	\$ 42.94	\$ -	\$ 114.24	\$ 157.17	\$ 69.36	\$ 22.20	\$ 65.61
Elgar, Jon R	53-09-13-104-018.000-015		1B	N	\$ 109,000	\$ -	\$ 109,000	\$ 1.5790	\$ 2.3198	\$ 1,721.12	\$ 2,559.16	\$ 274.20	\$ -	\$ 563.85	\$ 838.04	\$ 69.36	\$ 14.76	\$ 753.92
Van Bostel, Quin G & Shea Stone	53-09-13-401-062.000-015	1292	1B	N	\$ 184,800	\$ 96,930	\$ 87,870	\$ 1.5790	\$ 2.3198	\$ 1,338.20	\$ 2,164.52	\$ 231.91	\$ -	\$ 594.42	\$ 826.32	\$ 69.36	\$ 22.20	\$ 734.76
Cooper, Julia L	53-09-13-401-025.000-015	1292	1B	N	\$ 185,700	\$ 97,245	\$ 88,455	\$ 1.5790	\$ 2.3198	\$ 1,347.10	\$ 2,175.25	\$ 233.07	\$ -	\$ 595.08	\$ 828.15	\$ 69.36	\$ 37.08	\$ 721.71
Ash, Bradley J & Cheryl Lynn	53-09-13-401-063.000-015	1292	1B	N	\$ 163,500	\$ 89,475	\$ 74,025	\$ 1.5790	\$ 2.3198	\$ 1,127.34	\$ 1,854.99	\$ 198.75	\$ -	\$ 528.90	\$ 727.65	\$ 69.36	\$ 22.20	\$ 636.09
Seaton, Texal N	53-09-13-401-059.000-015	1292	1B	N	\$ 153,900	\$ 86,115	\$ 67,785	\$ 1.5790	\$ 2.3198	\$ 1,032.32	\$ 1,698.62	\$ 181.99	\$ -	\$ 484.31	\$ 666.30	\$ 69.36	\$ 22.20	\$ 574.74
Campbell, James W & Jeanne T	53-09-13-401-005.000-015	1292	1B	N	\$ 153,400	\$ 85,940	\$ 67,460	\$ 1.5790	\$ 2.3198	\$ 1,027.36	\$ 1,690.47	\$ 181.12	\$ -	\$ 481.99	\$ 663.11	\$ 69.36	\$ 37.08	\$ 556.67
Thacker, Rebecca J	53-09-13-401-049.000-015	1292	1B	N	\$ 153,300	\$ 85,905	\$ 67,395	\$ 1.5790	\$ 2.3198	\$ 1,026.38	\$ 1,688.84	\$ 180.94	\$ -	\$ 481.52	\$ 662.46	\$ -	\$ -	\$ 662.46
Callison, Michael & Jordan	53-09-13-401-038.000-015	1292	1B	N	\$ 154,800	\$ 86,430	\$ 68,370	\$ 1.5790	\$ 2.3198	\$ 1,041.22	\$ 1,713.27	\$ 183.56	\$ -	\$ 488.49	\$ 672.05	\$ -	\$ -	\$ 672.05
Findley, Selina F & Findley , Tiffany D	53-09-13-401-022.000-015	1292	1B	N	\$ 170,100	\$ 91,785	\$ 78,315	\$ 1.5790	\$ 2.3198	\$ 1,192.68	\$ 1,962.51	\$ 210.27	\$ -	\$ 559.55	\$ 769.83	\$ 69.36	\$ 37.08	\$ 663.39
Sciscue, Brandon	53-09-13-401-040.000-015	1292	1B	N	\$ 169,700	\$ 91,120	\$ 78,580	\$ 1.5790	\$ 2.3198	\$ 1,196.72	\$ 1,968.60	\$ 210.93	\$ -	\$ 560.95	\$ 771.88	\$ 69.36	\$ 37.08	\$ 665.44
Hines, Amy & Krouse, Alexander	53-09-13-401-042.000-015	1292	1B	N	\$ 160,800	\$ 88,425	\$ 72,375	\$ 1.5790	\$ 2.3198	\$ 1,102.22	\$ 1,813.65	\$ 194.32	\$ -	\$ 517.11	\$ 711.43	\$ 69.36	\$ 37.08	\$ 604.99
McCullough, C. Robert	53-09-12-400-036.000-015		1B	N	\$ 152,000	\$ -	\$ 152,000	\$ 1.5790	\$ 2.3198	\$ 2,400.08	\$ 3,949.21	\$ 423.13	\$ -	\$ 1,126.00	\$ 1,549.13	\$ 69.36	\$ 37.08	\$ 1,442.69
Myers, Bart L	53-09-13-104-029.000-015		1B	N	\$ 115,200	\$ 72,570	\$ 42,630	\$ 1.5790	\$ 2.3198	\$ 649.24	\$ 1,068.28	\$ 114.47	\$ -	\$ 304.57	\$ 419.04	\$ 69.36	\$ 14.76	\$ 334.92
May, Rickey G & Rhea D	53-09-13-400-088.000-015		1B	N	\$ 125,300	\$ 76,105	\$ 49,195	\$ 1.5790	\$ 2.3198	\$ 325.72	\$ 1,232.76	\$ 132.07	\$ -	\$ 774.97	\$ 907.04	\$ 69.36	\$ 14.76	\$ 822.92
Gentry, Larry	53-09-13-105-038.000-015		1B	N	\$ 127,700	\$ 90,945	\$ 36,755	\$ 1.5790	\$ 2.3198	\$ 477.28	\$ 486.83	\$ -	\$ -	\$ 9.55	\$ 9.55	\$ 69.36	\$ 14.76	\$ (74.57)
Babb, Angela; Linne, Jarrod	53-09-13-104-023.000-015		1B	N	\$ 155,200	\$ 86,290	\$ 68,910	\$ 1.5790	\$ 2.3198	\$ 1,049.44	\$ 1,726.81	\$ 185.01	\$ -	\$ 492.36	\$ 677.37	\$ 69.36	\$ 14.76	\$ 593.25
Bynum, Sarah	53-09-13-401-045.000-015	1292	1B	N	\$ 175,300	\$ 93,255	\$ 82,045	\$ 1.5790	\$ 2.3198	\$ 1,249.48	\$ 2,040.64	\$ 218.63	\$ -	\$ 572.53	\$ 791.16	\$ 69.36	\$ 37.08	\$ 684.72
Creps, Stephen A.	53-09-13-401-001.000-015	1292	1B	N	\$ 140,900	\$ 3,000	\$ 137,900	\$ 1.5790	\$ 2.3198	\$ 2,177.44	\$ 3,304.89	\$ 354.10	\$ -	\$ 773.36	\$ 1,127.45	\$ 69.36	\$ 37.08	\$ 1,021.01
McGill, Ricky D & Tanette R	53-09-13-401-027.000-015	1292	1B	N	\$ 133,500	\$ 78,870	\$ 54,630	\$ 1.5790	\$ 2.3198	\$ 831.98	\$ 1,368.99	\$ 146.69	\$ -	\$ 390.32	\$ 537.01	\$ 69.36	\$ 37.08	\$ 430.57
Raley, Andria B	53-09-13-401-026.000-015	1292	1B	N	\$ 154,300	\$ 86,255	\$ 68,045	\$ 1.5790	\$ 2.3198	\$ 1,036.28	\$ 1,705.14	\$ 182.69	\$ -	\$ 486.17	\$ 668.86	\$ 69.36	\$ 37.08	\$ 562.42

City of Bloomington

Area #1B: South-West Annexation Area - Tax Impacts Analysis



Note (1): This section shows the inc/(dec) in tax bills due to differences between township fire protection rates and the Monroe Fire Protection District fire rate

Owner Name	Parcel #	Waiver	Annexation Area	AG	2020 Pay 2021 Gross AV	2020 Pay 2021 Deductions /Exemptions	2020 Pay 2021 NAV	Pre-Annex 2020 Pay 2021 Prop Tax Rate	Post-Annex Prop Tax Rate	Pre-Annex Tax Bill	Post-Annex Tax Bill	Net Tax Bill Increase Due Solely to AV Growth (12% - Aggregate over 4 years)	Net Tax Bill Increase Due to Difference Between Fire Rates (1)	Net Tax Bill Increase Due to Annexation	Total Post-Annexation Net Tax Bill Increase	Benefit 1 Yearly Sewer Bill Savings (@ 4000 Gal/Month)	Benefit 2 Yearly Fire Protection (Water Surcharge) Savings	Post-Annex Tax Bill Inc/(Dec) Net of Benefits
Melvin, David Edward & Shauna Michelle	53-09-13-401-057.000-015	1292	1B	N	\$ 166,000	\$ 90,350	\$ 75,650	\$ 1.5790	\$ 2.3198	\$ 1,152.08	\$ 1,895.71	\$ 203.11	\$ -	\$ 540.52	\$ 743.63	\$ -	\$ -	\$ 743.63
Hearing, Michael Allen	53-09-13-401-039.000-015	1292	1B	N	\$ 182,700	\$ 93,195	\$ 89,505	\$ 1.5790	\$ 2.3198	\$ 1,363.08	\$ 2,142.79	\$ 229.59	\$ -	\$ 550.11	\$ 779.71	\$ -	\$ -	\$ 779.71
Whitmer, Jeffrey M & Kelly J	53-09-13-401-041.000-015	1292	1B	N	\$ 171,200	\$ 92,170	\$ 79,030	\$ 1.5790	\$ 2.3198	\$ 1,203.56	\$ 1,980.43	\$ 212.20	\$ -	\$ 564.67	\$ 776.87	\$ -	\$ -	\$ 776.87
Baird, Courtney	53-09-13-401-034.000-015	1292	1B	N	\$ 146,400	\$ 83,490	\$ 62,910	\$ 1.5790	\$ 2.3198	\$ 958.08	\$ 1,576.45	\$ 168.90	\$ -	\$ 449.47	\$ 618.37	\$ -	\$ -	\$ 618.37
Walden, Brandon & Cherry	53-09-13-401-014.000-015	1292	1B	N	\$ 151,700	\$ 85,345	\$ 66,355	\$ 1.5790	\$ 2.3198	\$ 1,010.54	\$ 1,662.79	\$ 178.16	\$ -	\$ 474.09	\$ 652.25	\$ -	\$ -	\$ 652.25
Tracey, Patrick	53-09-13-401-060.000-015	1853	1B	N	\$ 161,500	\$ 88,775	\$ 72,725	\$ 1.5790	\$ 2.3198	\$ 1,107.56	\$ 1,822.41	\$ 195.26	\$ -	\$ 519.60	\$ 714.85	\$ -	\$ -	\$ 714.85
State of Indiana	53-09-13-103-061.000-015		1B	N	\$ -	\$ -	\$ -	\$ 1.5790	\$ 2.3198	\$ -	\$ -	\$ -	\$ -	\$ -	\$ -	\$ -	\$ -	\$ -
Deckard, Valerie A	53-09-13-101-053.000-015		1B	N	\$ 134,300	\$ 76,255	\$ 58,045	\$ 1.5790	\$ 2.3198	\$ 883.98	\$ 1,454.54	\$ 155.84	\$ -	\$ 414.72	\$ 570.56	\$ 69.36	\$ 14.76	\$ 486.44
Groves, Daniel L	53-09-13-104-009.000-015		1B	N	\$ 122,600	\$ 3,000	\$ 119,600	\$ 1.5790	\$ 2.3198	\$ 1,888.48	\$ 2,875.24	\$ 308.06	\$ -	\$ 678.69	\$ 986.76	\$ 69.36	\$ 14.76	\$ 902.64
Fish, Oscar E. & Myra F.	53-09-13-101-064.000-015		1B	N	\$ 155,000	\$ 97,500	\$ 57,500	\$ 1.5790	\$ 2.3198	\$ 598.88	\$ 610.86	\$ -	\$ -	\$ 11.98	\$ 11.98	\$ 69.36	\$ 22.20	\$ (79.58)
Morrison, Garry L & Carter, Shirley A	53-09-13-403-003.000-015	1563	1B	N	\$ 167,100	\$ 101,735	\$ 65,365	\$ 1.5790	\$ 2.3198	\$ 598.48	\$ 610.45	\$ -	\$ -	\$ 11.97	\$ 11.97	\$ 69.36	\$ 22.20	\$ (79.59)
Krebs, Michael R & Melissa J	53-09-13-403-007.000-015	1777	1B	N	\$ 168,800	\$ 88,225	\$ 80,575	\$ 1.5790	\$ 2.3198	\$ 1,227.28	\$ 1,981.58	\$ 212.31	\$ -	\$ 541.98	\$ 754.30	\$ 69.36	\$ 22.20	\$ 662.74
Gabriel, Henry & Priscilla	53-09-13-403-001.000-015	1563	1B	N	\$ 195,300	\$ 100,605	\$ 94,695	\$ 1.5790	\$ 2.3198	\$ 1,442.12	\$ 2,289.49	\$ 245.29	\$ -	\$ 602.07	\$ 847.37	\$ 69.36	\$ 22.20	\$ 755.81
Silvernail, Daniel L & Shaylan N	53-09-13-403-006.000-015	1563	1B	N	\$ 175,700	\$ 93,745	\$ 81,955	\$ 1.5790	\$ 2.3198	\$ 1,248.12	\$ 2,053.73	\$ 220.05	\$ -	\$ 585.56	\$ 805.61	\$ 69.36	\$ 22.20	\$ 714.05
Vermaat, Cheryl R & James	53-09-13-403-010.000-015	2362	1B	N	\$ 194,000	\$ 100,150	\$ 93,850	\$ 1.5790	\$ 2.3198	\$ 1,429.28	\$ 2,274.02	\$ 243.65	\$ -	\$ 601.10	\$ 844.74	\$ 69.36	\$ 22.20	\$ 753.18
Dobson, Christopher M & Holly D	53-09-13-403-011.000-015	2396	1B	N	\$ 185,400	\$ 96,965	\$ 88,435	\$ 1.5790	\$ 2.3198	\$ 1,346.80	\$ 2,166.26	\$ 232.10	\$ -	\$ 587.36	\$ 819.46	\$ 69.36	\$ 22.20	\$ 727.90
Hottell, Nathan Kyle & Piper Rae	53-09-13-403-008.000-015	1563	1B	N	\$ 173,000	\$ -	\$ 173,000	\$ 1.5790	\$ 2.3198	\$ 2,731.68	\$ 4,063.04	\$ 435.33	\$ -	\$ 896.04	\$ 1,331.36	\$ 69.36	\$ 22.20	\$ 1,239.80
Miller, Michael; Noble, Lauren	53-09-13-410-006.000-015	1563	1B	N	\$ 200,800	\$ 101,830	\$ 98,970	\$ 1.5790	\$ 2.3198	\$ 1,507.24	\$ 2,333.30	\$ 249.99	\$ -	\$ 576.07	\$ 826.06	\$ 69.36	\$ 22.20	\$ 734.50
Manley, Raymond D	53-09-13-410-007.000-015	1563	1B	N	\$ 165,000	\$ 90,000	\$ 75,000	\$ 1.5790	\$ 2.3198	\$ 1,142.20	\$ 1,879.43	\$ 201.37	\$ -	\$ 535.86	\$ 737.23	\$ -	\$ -	\$ 737.23
McClary, Ronald J & Sandra K	53-09-13-410-004.000-015	1563	1B	N	\$ 159,100	\$ 87,935	\$ 71,165	\$ 1.5790	\$ 2.3198	\$ 1,083.80	\$ 1,783.34	\$ 191.08	\$ -	\$ 508.46	\$ 699.54	\$ 69.36	\$ 22.20	\$ 607.98
Stewart, Andrew J & Lora L	53-09-13-410-009.000-015	1563	1B	N	\$ 164,400	\$ 89,790	\$ 74,610	\$ 1.5790	\$ 2.3198	\$ 1,136.24	\$ 1,869.64	\$ 200.31	\$ -	\$ 533.09	\$ 733.40	\$ 69.36	\$ 22.20	\$ 641.84
Raper, Mark A & Ranatta S	53-09-13-400-092.000-015	1597	1B	N	\$ 189,200	\$ 135,735	\$ 53,465	\$ 1.5790	\$ 2.3198	\$ 814.24	\$ 1,339.78	\$ 143.55	\$ -	\$ 381.99	\$ 525.54	\$ 69.36	\$ 22.20	\$ 433.98
Hansford, Christopher S	53-09-13-400-060.000-015	1597	1B	N	\$ 174,000	\$ 93,150	\$ 80,850	\$ 1.5790	\$ 2.3198	\$ 1,231.28	\$ 2,026.03	\$ 217.07	\$ -	\$ 577.67	\$ 794.75	\$ 69.36	\$ 22.20	\$ 703.19
Smith, Larry Edwin Jr & Catherine Collins	53-09-13-400-081.000-015	1597	1B	N	\$ 163,600	\$ 89,510	\$ 74,090	\$ 1.5790	\$ 2.3198	\$ 1,128.34	\$ 1,856.63	\$ 198.93	\$ -	\$ 529.36	\$ 728.29	\$ 69.36	\$ 22.20	\$ 636.73
Smith, Larry Edwin Jr & Catherine Collins	53-09-13-400-042.000-015	1597	1B	N	\$ 168,500	\$ 91,225	\$ 77,275	\$ 1.5790	\$ 2.3198	\$ 1,176.84	\$ 1,936.43	\$ 207.48	\$ -	\$ 552.12	\$ 759.59	\$ 69.36	\$ 22.20	\$ 668.03
Harris, Rhonda Joanne	53-09-13-400-096.000-015	1539	1B	N	\$ 158,000	\$ 87,550	\$ 70,450	\$ 1.5790	\$ 2.3198	\$ 1,072.92	\$ 1,765.41	\$ 189.15	\$ -	\$ 503.34	\$ 692.49	\$ 69.36	\$ 22.20	\$ 600.93
Hamilton, Ron R & Jane E	53-09-13-400-098.000-015	1752	1B	N	\$ 187,800	\$ 97,805	\$ 89,995	\$ 1.5790	\$ 2.3198	\$ 1,370.56	\$ 2,194.82	\$ 235.15	\$ -	\$ 589.11	\$ 824.26	\$ 69.36	\$ 22.20	\$ 732.70
Parrott, Jeana L; Nolan & Edwynna D Turner	53-09-13-400-094.000-015	1478	1B	N	\$ 197,600	\$ -	\$ 197,600	\$ 1.5790	\$ 2.3198	\$ 3,120.10	\$ 4,639.36	\$ 497.07	\$ -	\$ 1,022.19	\$ 1,519.26	\$ 69.36	\$ 22.20	\$ 1,427.70
Fleener, Garth D & Adkins-Fleener, Karen	53-09-13-400-095.000-015	1578	1B	N	\$ 150,300	\$ 84,855	\$ 65,445	\$ 1.5790	\$ 2.3198	\$ 996.68	\$ 1,639.97	\$ 175.70	\$ -	\$ 467.59	\$ 643.29	\$ 69.36	\$ 22.20	\$ 551.73
Adams, Jeremy B & Melanie	53-09-13-400-023.000-015	1517	1B	N	\$ 250,000	\$ 119,750	\$ 130,250	\$ 1.5790	\$ 2.3198	\$ 1,983.62	\$ 2,940.48	\$ 315.05	\$ -	\$ 641.81	\$ 956.86	\$ 69.36	\$ 22.20	\$ 865.30
Kennington, Corey D	53-09-13-400-055.000-015	1576	1B	N	\$ 196,800	\$ 101,130	\$ 95,670	\$ 1.5790	\$ 2.3198	\$ 1,457.00	\$ 2,307.34	\$ 247.21	\$ -	\$ 603.13	\$ 850.34	\$ 69.36	\$ 22.20	\$ 758.78
Montgomery, Stephanie	53-09-13-400-046.000-015		1B	N	\$ 102,400	\$ 68,090	\$ 34,310	\$ 1.5790	\$ 2.3198	\$ 522.52	\$ 859.77	\$ 92.11	\$ -	\$ 245.13	\$ 337.25	\$ 69.36	\$ 22.20	\$ 245.69
State of Indiana	53-09-24-100-006.000-015	1636	1B	N	\$ -	\$ -	\$ -	\$ 1.5790	\$ 2.3198	\$ -	\$ -	\$ -	\$ -	\$ -	\$ -	\$ -	\$ -	\$ -
Hoene, Emmett C & Debra Lynn	53-09-12-402-015.000-015		1B	N	\$ 106,300	\$ 69,455	\$ 36,845	\$ 1.5790	\$ 2.3198	\$ 561.12	\$ 923.29	\$ 98.92	\$ -	\$ 263.25	\$ 362.17	\$ 69.36	\$ 22.20	\$ 270.61
Lebby, David A Jr; Lebby, Charlie	53-09-13-104-001.000-015		1B	N	\$ 108,700	\$ 70,295	\$ 38,405	\$ 1.5790	\$ 2.3198	\$ 584.88	\$ 962.39	\$ 103.12	\$ -	\$ 274.39	\$ 377.51	\$ 69.36	\$ 14.76	\$ 293.39
Newlin-Blackwell, Liam	53-09-13-102-007.000-015		1B	N	\$ 169,300	\$ 91,330	\$ 77,970	\$ 1.5790	\$ 2.3198	\$ 1,187.44	\$ 1,953.84	\$ 209.33	\$ -	\$ 557.07	\$ 766.40	\$ 69.36	\$ 22.20	\$ 674.84
Cole, Shannon Jesse	53-09-13-103-092.000-015		1B	N	\$ 154,800	\$ 81,715	\$ 73,085	\$ 1.5790	\$ 2.3198	\$ 1,115.78	\$ 1,835.96	\$ 196.71	\$ -	\$ 523.47	\$ 720.18	\$ 69.36	\$ 14.76	\$ 636.06
Edwards, Janice G Revocable Living Trust	53-09-13-400-004.000-015	2046	1B	N	\$ 103,800	\$ 68,580	\$ 35,220	\$ 1.5790	\$ 2.3198	\$ 536.36	\$ 882.57	\$ 94.55	\$ -	\$ 251.65	\$ 346.21	\$ 69.36	\$ 22.20	\$ 254.65
Cream & Crimson Management LLC	53-09-13-400-034.000-015		1B	N	\$ 99,300	\$ -	\$ 99,300	\$ 1.5790	\$ 2.3198	\$ 1,567.96	\$ 2,331.42	\$ 249.80	\$ -	\$ 513.67	\$ 763.46	\$ 69.36	\$ 22.20	\$ 671.90
Harris, Brandon A & Amanda D	53-09-13-400-084.000-015	1648	1B	N	\$ 198,700	\$ 126,755	\$ 71,945	\$ 1.5790	\$ 2.3198	\$ 1,095.68	\$ 1,802.86	\$ 193.16	\$ -	\$ 514.03	\$ 707.18	\$ 69.36	\$ 22.20	\$ 615.62
Hanlon, Johnny Robert	53-09-13-104-013.000-015		1B	N	\$ 124,500	\$ -	\$ 124,500	\$ 1.5790	\$ 2.3198	\$ 1,965.86	\$ 2,923.08	\$ 313.19	\$ -	\$ 644.03	\$ 957.22	\$ 69.36	\$ 22.20	\$ 865.66
State of Indiana	53-09-12-403-002.000-015		1B	N	\$ -	\$ -	\$ -	\$ 1.5790	\$ 2.3198	\$ -	\$ -	\$ -	\$ -	\$ -	\$ -	\$ -	\$ -	\$ -
Sweat, Deborah K	53-09-13-103-089.000-015		1B	N	\$ 157,500	\$ 87,375	\$ 70,125	\$ 1.5790	\$ 2.3198	\$ 1,067.96	\$ 1,757.26	\$ 188.28	\$ -	\$ 501.03	\$ 689.30	\$ 69.36	\$ 14.76	\$ 605.18
Pagel, Christopher A	53-09-13-107-008.000-015		1B	N	\$ 112,600	\$ 71,660	\$ 40,940	\$ 1.5790	\$ 2.3198	\$ 623.48	\$ 1,025.91	\$ 109.92	\$ -	\$ 292.51	\$ 402.43	\$ 69.36	\$ 14.76	\$ 318.31
Groves, Daniel L	53-09-13-104-010.000-015		1B	N	\$ 121,900	\$ -	\$ 121,900	\$ 1.5790	\$ 2.3198	\$ 1,924.80	\$ 2,862.04	\$ 306.65	\$ -	\$ 630.59	\$ 937.24	\$ 69.36	\$ 14.76	\$ 853.12
Carr, J Kevin	53-09-13-101-039.000-015		1B	N	\$ 98,400	\$ -	\$ 98,400	\$ 1.5790	\$ 2.3198	\$ 1,553.74	\$ 2,310.29	\$ 247.53	\$ -	\$ 509.02	\$ 756.55	\$ -	\$ -	\$ 756.55
Carpenter, Bruce M	53-09-13-104-003.000-015		1B	N	\$ 117,200	\$ 73,270	\$ 43,930	\$ 1.5790	\$ 2.3198	\$ 669.02	\$ 1,100.86	\$ 117.96	\$ -	\$ 313.88	\$ 431.84	\$ 69.36	\$ 22.20	\$ 340.28
Crum, Nathaniel Prescott & Katie E	53-09-12-402-042.000-015		1B	N	\$ 145,300	\$ 108,065	\$ 37,235	\$ 1.5790	\$ 2.3198	\$ 479.80	\$ 933.06	\$ 99.97	\$ -	\$ 353.30	\$ 453.26	\$ 69.36	\$ 14.76	\$ 369.14

City of Bloomington

Area #1B: South-West Annexation Area - Tax Impacts Analysis

Note (1): This section shoes the inc/(dec) in tax bills due to differences between township fire protection rates and the Monroe Fire Protection District fire rate

Owner Name	Parcel #	Waiver	Annexation Area	AG	2020 Pay 2021 Gross AV	2020 Pay 2021 Deductions /Exemptions	2020 Pay 2021 NAV	Pre-Annex 2020 Pay 2021 Prop Tax Rate	Post-Annex Prop Tax Rate	Pre-Annex Tax Bill	Post-Annex Tax Bill	Net Tax Bill Increase Due Solely to AV Growth (12% - Aggregate over 4 years)	Net Tax Bill Increase Due to Difference Between Fire Rates (1)	Net Tax Bill Increase Due to Annexation	Total Post-Annexation Net Tax Bill Increase	Benefit 1 Yearly Sewer Bill Savings (@ 4000 Gal/Month)	Benefit 2 Yearly Fire Protection (Water Surcharge) Savings	Post-Annex Tax Bill Inc/(Dec) Net of Benefits
Panigada, Jose Leonardo & Maria Sofia	53-09-13-101-061.000-015		1B	N	\$ 146,600	\$ 83,560	\$ 63,040	\$ 1.5790	\$ 2.3198	\$ 960.04	\$ 1,579.72	\$ 169.26	\$ -	\$ 450.42	\$ 619.68	\$ 69.36	\$ 14.76	\$ 535.56
The Revocable Trust Agreement of Mobley, Joan	53-09-12-401-012.000-015		1B	N	\$ 186,700	\$ -	\$ 186,700	\$ 1.5790	\$ 2.3198	\$ 2,948.00	\$ 4,422.50	\$ 473.84	\$ -	\$ 1,000.66	\$ 1,474.50	\$ 69.36	\$ 14.76	\$ 1,390.38
Moreland, Shea	53-09-13-102-011.000-015		1B	N	\$ 109,500	\$ 70,575	\$ 38,925	\$ 1.5790	\$ 2.3198	\$ 592.80	\$ 975.42	\$ 104.51	\$ -	\$ 278.11	\$ 382.62	\$ 69.36	\$ 14.76	\$ 298.50
Kenny, John	53-09-13-101-024.000-015		1B	N	\$ 146,900	\$ 108,625	\$ 38,275	\$ 1.5790	\$ 2.3198	\$ 582.90	\$ 959.14	\$ 102.76	\$ -	\$ 273.47	\$ 376.24	\$ -	\$ -	\$ 376.24
Leahy, Kevin C & Patty A	53-09-13-401-013.000-015	1292	1B	N	\$ 162,800	\$ 89,230	\$ 73,570	\$ 1.5790	\$ 2.3198	\$ 1,120.42	\$ 1,843.59	\$ 197.52	\$ -	\$ 525.65	\$ 723.17	\$ 69.36	\$ 37.08	\$ 616.73
Rey, Walter & Eunyoung	53-09-13-401-009.000-015	1292	1B	N	\$ 172,200	\$ 92,415	\$ 79,785	\$ 1.5790	\$ 2.3198	\$ 1,215.08	\$ 1,999.32	\$ 214.21	\$ -	\$ 570.04	\$ 784.24	\$ 69.36	\$ 37.08	\$ 677.80
Williams, Jo Ann	53-09-13-401-024.000-015	1292	1B	N	\$ 157,300	\$ 87,130	\$ 70,170	\$ 1.5790	\$ 2.3198	\$ 1,068.64	\$ 1,758.38	\$ 188.39	\$ -	\$ 501.35	\$ 689.74	\$ 69.36	\$ 22.20	\$ 598.18
Dickerhoof, Roger B & Greta L	53-09-13-401-021.000-015	1292	1B	N	\$ 165,500	\$ 87,175	\$ 78,325	\$ 1.5790	\$ 2.3198	\$ 1,192.84	\$ 1,938.08	\$ 207.65	\$ -	\$ 537.59	\$ 745.24	\$ 69.36	\$ 37.08	\$ 638.80
Powell, Kenneth	53-09-13-401-008.000-015	2437	1B	N	\$ 177,700	\$ -	\$ 177,700	\$ 1.5790	\$ 2.3198	\$ 2,805.88	\$ 4,172.14	\$ 447.02	\$ -	\$ 919.25	\$ 1,366.26	\$ 69.36	\$ 22.20	\$ 1,274.70
Miller, Robin S & Henderson-Miller, Lesli	53-09-13-401-016.000-015	1292	1B	N	\$ 170,800	\$ 91,365	\$ 79,435	\$ 1.5790	\$ 2.3198	\$ 1,209.74	\$ 1,977.35	\$ 211.86	\$ -	\$ 555.76	\$ 767.61	\$ 69.36	\$ 37.08	\$ 661.17
Woodhaven-citation Homeowners Assoc Inc	53-09-13-401-064.000-015	1292	1B	N	\$ -	\$ -	\$ -	\$ 1.5790	\$ 2.3198	\$ -	\$ -	\$ -	\$ -	\$ -	\$ -	\$ -	\$ -	\$ -
Johnson, Janet L Revocable Trust	53-09-13-103-039.000-015		1B	N	\$ 103,500	\$ 79,370	\$ 24,130	\$ 1.5790	\$ 2.3198	\$ 196.32	\$ 200.25	\$ -	\$ -	\$ 3.93	\$ 3.93	\$ 69.36	\$ 22.20	\$ (87.63)
Burch, Denise R	53-09-13-104-017.000-015		1B	N	\$ 140,100	\$ 81,285	\$ 58,815	\$ 1.5790	\$ 2.3198	\$ 895.72	\$ 1,473.85	\$ 157.92	\$ -	\$ 420.21	\$ 578.13	\$ 69.36	\$ 22.20	\$ 486.57
Pate, Michael D & Jacqueline A Joint Revocable Trust	53-09-13-101-042.000-015		1B	N	\$ 123,700	\$ 72,545	\$ 51,155	\$ 1.5790	\$ 2.3198	\$ 779.06	\$ 1,281.91	\$ 137.36	\$ -	\$ 365.49	\$ 502.85	\$ 69.36	\$ 22.20	\$ 411.29
Clark, Michael R & Arnetta D	53-09-13-107-018.000-015		1B	N	\$ 141,200	\$ 81,670	\$ 59,530	\$ 1.5790	\$ 2.3198	\$ 906.60	\$ 1,491.77	\$ 159.84	\$ -	\$ 425.33	\$ 585.17	\$ 69.36	\$ 14.76	\$ 501.05
McHenry, Samuel	53-09-13-107-002.000-015		1B	N	\$ 173,200	\$ 92,870	\$ 80,330	\$ 1.5790	\$ 2.3198	\$ 1,223.36	\$ 2,013.00	\$ 215.69	\$ -	\$ 573.96	\$ 789.64	\$ 69.36	\$ 22.20	\$ 698.08
Nisbet, Richard L & Shelley K	53-09-13-103-029.000-015		1B	N	\$ 105,000	\$ -	\$ 105,000	\$ 1.5790	\$ 2.3198	\$ 1,657.94	\$ 2,469.00	\$ 264.54	\$ -	\$ 546.53	\$ 811.06	\$ 69.36	\$ 14.76	\$ 726.94
Boling, Patricia S	53-09-13-407-018.000-015		1B	N	\$ 101,300	\$ 67,530	\$ 33,770	\$ 1.5790	\$ 2.3198	\$ 514.28	\$ 846.23	\$ 90.66	\$ -	\$ 241.29	\$ 331.95	\$ 69.36	\$ 14.76	\$ 247.83
Axson, Treva B	53-09-13-400-061.000-015	1505	1B	N	\$ 190,800	\$ 98,855	\$ 91,945	\$ 1.5790	\$ 2.3198	\$ 1,400.24	\$ 2,230.52	\$ 238.98	\$ -	\$ 591.30	\$ 830.28	\$ 69.36	\$ 22.20	\$ 738.72
Winkelman, Barbara Lynn	53-09-13-400-053.000-015	1597	1B	N	\$ 182,500	\$ 96,125	\$ 86,375	\$ 1.5790	\$ 2.3198	\$ 1,315.44	\$ 2,137.16	\$ 228.98	\$ -	\$ 592.74	\$ 821.72	\$ 69.36	\$ 22.20	\$ 730.16
Rasner, Donald L & Linda L	53-09-13-400-043.000-015	1485	1B	N	\$ 174,700	\$ 93,395	\$ 81,305	\$ 1.5790	\$ 2.3198	\$ 1,238.22	\$ 2,037.43	\$ 218.30	\$ -	\$ 580.91	\$ 799.21	\$ 69.36	\$ 22.20	\$ 707.65
Pieper, Karen & Frederick	53-09-13-400-093.000-015	1597	1B	N	\$ 190,400	\$ 98,715	\$ 91,685	\$ 1.5790	\$ 2.3198	\$ 1,396.30	\$ 2,225.76	\$ 238.47	\$ -	\$ 590.99	\$ 829.46	\$ 69.36	\$ 22.20	\$ 737.90
Bates, Kimberly A	53-09-12-402-052.000-015		1B	N	\$ 174,300	\$ 93,255	\$ 81,045	\$ 1.5790	\$ 2.3198	\$ 1,234.26	\$ 2,030.90	\$ 217.59	\$ -	\$ 579.06	\$ 796.64	\$ 69.36	\$ 14.76	\$ 712.52
Valdettaro, Martha D Rev Trust	53-09-13-407-004.000-015		1B	N	\$ 131,800	\$ -	\$ 131,800	\$ 1.5790	\$ 2.3198	\$ 2,081.12	\$ 3,094.47	\$ 331.55	\$ -	\$ 681.80	\$ 1,013.35	\$ 69.36	\$ 14.76	\$ 929.23
Kagemann, Giovanna	53-09-12-401-011.000-015		1B	N	\$ 162,200	\$ -	\$ 162,200	\$ 1.5790	\$ 2.3198	\$ 2,561.14	\$ 4,214.22	\$ 451.52	\$ -	\$ 1,201.56	\$ 1,653.08	\$ 69.36	\$ 22.20	\$ 1,561.52
State Of Indiana	53-09-12-401-018.000-015		1B	N	\$ -	\$ -	\$ -	\$ 1.5790	\$ 2.3198	\$ -	\$ -	\$ -	\$ -	\$ -	\$ -	\$ -	\$ -	\$ -
Vickers, Travis S & Bethany D	53-09-13-102-002.000-015		1B	N	\$ 118,900	\$ 73,865	\$ 45,035	\$ 1.5790	\$ 2.3198	\$ 685.84	\$ 1,128.53	\$ 120.91	\$ -	\$ 321.78	\$ 442.69	\$ 69.36	\$ 22.20	\$ 351.13
State Of Indiana	53-09-12-100-025.000-015		1B	N	\$ -	\$ -	\$ -	\$ 1.5790	\$ 2.3198	\$ -	\$ -	\$ -	\$ -	\$ -	\$ -	\$ -	\$ -	\$ -
Pritchett, Camila J	53-09-13-103-086.000-015		1B	N	\$ 117,100	\$ 73,095	\$ 44,005	\$ 1.5790	\$ 2.3198	\$ 670.16	\$ 1,102.74	\$ 118.16	\$ -	\$ 314.42	\$ 432.58	\$ -	\$ -	\$ 432.58
Sparks, Cletis Russell & Lois Jane Trust	53-09-12-401-009.000-015		1B	N	\$ 163,400	\$ 86,440	\$ 76,960	\$ 1.5790	\$ 2.3198	\$ 1,172.04	\$ 1,913.08	\$ 204.97	\$ -	\$ 536.07	\$ 741.04	\$ 69.36	\$ 14.76	\$ 656.92
Jacobs, James Lloyd	53-09-12-400-071.000-015	1429	1B	N	\$ 162,900	\$ 88,390	\$ 74,510	\$ 1.5790	\$ 2.3198	\$ 1,134.72	\$ 1,867.14	\$ 200.05	\$ -	\$ 532.37	\$ 732.42	\$ 69.36	\$ 37.08	\$ 625.98
Campbell, Johnny C	53-09-13-104-020.000-015		1B	N	\$ 131,200	\$ 78,170	\$ 53,030	\$ 1.5790	\$ 2.3198	\$ 807.60	\$ 1,328.88	\$ 142.39	\$ -	\$ 378.89	\$ 521.28	\$ 69.36	\$ 22.20	\$ 429.72
Sears, Owen D & Audrey L	53-09-13-407-002.000-015		1B	N	\$ 104,800	\$ 82,930	\$ 21,870	\$ 1.5790	\$ 2.3198	\$ 41.84	\$ 42.68	\$ -	\$ -	\$ 0.84	\$ 0.84	\$ 69.36	\$ 22.20	\$ (90.72)
Ibison, Anita J Lawlis	53-09-13-103-003.000-015	1836	1B	N	\$ 97,500	\$ 66,375	\$ 31,125	\$ 1.5790	\$ 2.3198	\$ 474.00	\$ 779.96	\$ 83.57	\$ -	\$ 222.40	\$ 305.96	\$ 69.36	\$ 14.76	\$ 221.84
Ranz, Julie T	53-09-13-103-004.000-015		1B	N	\$ 139,800	\$ 81,180	\$ 58,620	\$ 1.5790	\$ 2.3198	\$ 892.74	\$ 1,468.95	\$ 157.38	\$ -	\$ 418.83	\$ 576.21	\$ 69.36	\$ 14.76	\$ 492.09
Hickman, Morris R & Mary C	53-09-13-104-037.000-015		1B	N	\$ 130,800	\$ 3,000	\$ 127,800	\$ 1.5790	\$ 2.3198	\$ 2,017.96	\$ 3,067.76	\$ 328.69	\$ -	\$ 721.11	\$ 1,049.80	\$ 69.36	\$ 14.76	\$ 965.68
Lyons, Joshua T & Kayla M	53-09-12-400-003.000-015	2303	1B	N	\$ 130,000	\$ 77,750	\$ 52,250	\$ 1.5790	\$ 2.3198	\$ 795.72	\$ 1,309.33	\$ 140.29	\$ -	\$ 373.32	\$ 513.61	\$ 69.36	\$ 22.20	\$ 422.05
Shirley, Lawrence A II	53-09-13-102-032.000-015		1B	N	\$ 116,100	\$ 72,885	\$ 43,215	\$ 1.5790	\$ 2.3198	\$ 658.12	\$ 1,082.93	\$ 116.03	\$ -	\$ 308.78	\$ 424.81	\$ 69.36	\$ 22.20	\$ 333.25
Collins, Bradley J	53-09-13-102-022.000-015		1B	N	\$ 152,100	\$ 85,100	\$ 67,000	\$ 1.5790	\$ 2.3198	\$ 1,020.36	\$ 1,678.95	\$ 179.89	\$ -	\$ 478.70	\$ 658.59	\$ 69.36	\$ 22.20	\$ 567.03
Emmert, Georgia K & Bagwell, Janice E	53-09-13-105-023.000-015		1B	N	\$ 139,500	\$ 77,480	\$ 62,020	\$ 1.5790	\$ 2.3198	\$ 945.48	\$ 1,555.72	\$ 166.68	\$ -	\$ 443.57	\$ 610.24	\$ 69.36	\$ 14.76	\$ 526.12
Hartfield, William A & Cecilia L	53-09-12-401-015.000-015		1B	N	\$ 25,800	\$ -	\$ 25,800	\$ 1.5790	\$ 2.3198	\$ 407.38	\$ 670.33	\$ 71.82	\$ -	\$ 191.13	\$ 262.95	\$ -	\$ -	\$ 262.95
Crumbaker, James A & Julia F	53-09-13-101-038.000-015		1B	N	\$ 132,300	\$ 78,555	\$ 53,745	\$ 1.5790	\$ 2.3198	\$ 818.48	\$ 1,346.78	\$ 144.29	\$ -	\$ 384.01	\$ 528.30	\$ 69.36	\$ 22.20	\$ 436.74
Crum, Jonathan Vandevort & Tenile	53-09-13-104-019.000-015		1B	N	\$ 162,100	\$ 88,985	\$ 73,115	\$ 1.5790	\$ 2.3198	\$ 1,113.48	\$ 1,832.19	\$ 196.31	\$ -	\$ 522.40	\$ 718.71	\$ 69.36	\$ 14.76	\$ 634.59
Velasco, Marie	53-09-13-103-068.000-015		1B	N	\$ 118,300	\$ 84,655	\$ 33,645	\$ 1.5790	\$ 2.3198	\$ 290.42	\$ 296.23	\$ -	\$ -	\$ 5.81	\$ 5.81	\$ 69.36	\$ 14.76	\$ (78.31)
Westmoreland LLC	53-09-13-105-010.000-015		1B	N	\$ 114,700	\$ -	\$ 114,700	\$ 1.5790	\$ 2.3198	\$ 1,811.12	\$ 2,692.99	\$ 288.53	\$ -	\$ 593.34	\$ 881.87	\$ 69.36	\$ 22.20	\$ 790.31
Hammock, Stephen L & Irene R	53-09-12-402-045.000-015	1051	1B	N	\$ 173,000	\$ 89,800	\$ 83,200	\$ 1.5790	\$ 2.3198	\$ 1,267.08	\$ 2,027.34	\$ 217.21	\$ -	\$ 543.04	\$ 760.26	\$ 69.36	\$ 14.76	\$ 676.14
Walker, James F & Clare G Trustees	53-09-12-400-030.000-015	1102	1B	N	\$ 131,000	\$ 75,100	\$ 55,900	\$ 1.5790	\$ 2.3198	\$ 851.32	\$ 1,400.81	\$ 150.09	\$ -	\$ 399.40	\$ 549.49	\$ 69.36	\$ 14.76	\$ 465.37
Drew, James David	53-09-12-400-043.000-015	1315	1B	N	\$ 83,900	\$ 58,615	\$ 25,285	\$ 1.5790	\$ 2.3198	\$ 385.08	\$ 633.61	\$ 67.88	\$ -	\$ 180.65	\$ 248.53	\$ 69.36	\$ 37.08	\$ 142.09

City of Bloomington

Area #1B: South-West Annexation Area - Tax Impacts Analysis

Note (1): This section shoes the inc/(dec) in tax bills due to differences between township fire protection rates and the Monroe Fire Protection District fire rate

Owner Name	Parcel #	Waiver	Annexation Area	AG	2020 Pay 2021 Gross AV	2020 Pay 2021 Deductions /Exemptions	2020 Pay 2021 NAV	Pre-Annex 2020 Pay 2021 Prop Tax Rate	Post-Annex Prop Tax Rate	Pre-Annex Tax Bill	Post-Annex Tax Bill	Net Tax Bill Increase Due Solely to AV Growth (12% - Aggregate over 4 years)	Net Tax Bill Increase Due to Difference Between Fire Rates (1)	Net Tax Bill Increase Due to Annexation	Total Post-Annexation Net Tax Bill Increase	Benefit 1 Yearly Sewer Bill Savings (@ 4000 Gal/Month)	Benefit 2 Yearly Fire Protection (Water Surcharge) Savings	Post-Annex Tax Bill Inc/(Dec) Net of Benefits
Palmer, Evan A & Jessica M	53-09-13-101-014.000-015		1B	N	\$ 152,600	\$ 85,660	\$ 66,940	\$ 1.5790	\$ 2.3198	\$ 1,019.44	\$ 1,677.45	\$ 179.73	\$ -	\$ 478.28	\$ 658.01	\$ -	\$ -	\$ 658.01
Huff, Alice E	53-09-13-103-027.000-015		1B	N	\$ 149,700	\$ 98,645	\$ 51,055	\$ 1.5790	\$ 2.3198	\$ 283.12	\$ 288.78	\$ -	\$ -	\$ 5.66	\$ 5.66	\$ 69.36	\$ 14.76	\$ (78.46)
Alano, Brian B. & Rebecca A.	53-09-13-101-030.000-015		1B	N	\$ 115,600	\$ -	\$ 115,600	\$ 1.5790	\$ 2.3198	\$ 1,825.32	\$ 2,714.12	\$ 290.80	\$ -	\$ 598.00	\$ 888.80	\$ -	\$ -	\$ 888.80
Bell, Jared M	53-09-13-103-034.000-015		1B	N	\$ 126,800	\$ 24,960	\$ 101,840	\$ 1.5790	\$ 2.3198	\$ 1,608.04	\$ 2,645.98	\$ 283.50	\$ -	\$ 754.43	\$ 1,037.94	\$ 69.36	\$ 14.76	\$ 953.82
Casad, Michael L. & Diane K.	53-09-13-103-043.000-015		1B	N	\$ 90,900	\$ -	\$ 90,900	\$ 1.5790	\$ 2.3198	\$ 1,435.32	\$ 2,134.20	\$ 228.66	\$ -	\$ 470.22	\$ 698.88	\$ 69.36	\$ 22.20	\$ 607.32
Cress, Michael L & Ellington, Erin D	53-09-13-103-010.000-015		1B	N	\$ 133,600	\$ 76,010	\$ 57,590	\$ 1.5790	\$ 2.3198	\$ 877.06	\$ 1,443.16	\$ 154.63	\$ -	\$ 411.47	\$ 566.10	\$ 69.36	\$ 14.76	\$ 481.98
Lewis, William E & Tracey L	53-09-13-103-055.000-015		1B	N	\$ 90,500	\$ 63,820	\$ 26,680	\$ 1.5790	\$ 2.3198	\$ 406.32	\$ 668.58	\$ 71.64	\$ -	\$ 190.62	\$ 262.26	\$ 69.36	\$ 14.76	\$ 178.14
Bailey, Colleen E	53-09-13-101-007.000-015		1B	N	\$ 99,400	\$ 67,040	\$ 32,360	\$ 1.5790	\$ 2.3198	\$ 492.80	\$ 810.90	\$ 86.88	\$ -	\$ 231.22	\$ 318.10	\$ 69.36	\$ 14.76	\$ 233.98
Yang, Jiazh; Yang, Crystal Carolyn	53-09-13-103-075.000-015		1B	N	\$ 122,200	\$ 75,020	\$ 47,180	\$ 1.5790	\$ 2.3198	\$ 718.52	\$ 1,182.29	\$ 126.68	\$ -	\$ 337.08	\$ 463.77	\$ 69.36	\$ 14.76	\$ 379.65
Cruse, Elizabeth A	53-09-13-107-006.000-015		1B	N	\$ 155,600	\$ 86,710	\$ 68,890	\$ 1.5790	\$ 2.3198	\$ 1,049.14	\$ 1,726.32	\$ 184.97	\$ -	\$ 492.21	\$ 677.18	\$ 69.36	\$ 14.76	\$ 593.06
Henry, Heather L	53-09-13-107-032.000-015		1B	N	\$ 142,100	\$ 81,985	\$ 60,115	\$ 1.5790	\$ 2.3198	\$ 915.52	\$ 1,506.42	\$ 161.41	\$ -	\$ 429.50	\$ 590.90	\$ 69.36	\$ 14.76	\$ 506.78
Ratliiff, Pamela Treadway	53-09-13-107-016.000-015		1B	N	\$ 126,400	\$ 76,490	\$ 49,910	\$ 1.5790	\$ 2.3198	\$ 760.08	\$ 1,250.68	\$ 134.00	\$ -	\$ 356.61	\$ 490.60	\$ 69.36	\$ 22.20	\$ 399.04
Kleine, Matthew	53-09-13-400-008.000-015		1B	N	\$ 201,300	\$ 102,705	\$ 98,595	\$ 1.5790	\$ 2.3198	\$ 1,501.54	\$ 2,360.89	\$ 252.95	\$ -	\$ 606.41	\$ 859.35	\$ 69.36	\$ 14.76	\$ 775.23
Crum, Michael F	53-09-13-400-030.000-015		1B	N	\$ 113,300	\$ 71,905	\$ 41,395	\$ 1.5790	\$ 2.3198	\$ 630.42	\$ 1,037.31	\$ 111.13	\$ -	\$ 295.76	\$ 406.89	\$ 69.36	\$ 22.20	\$ 315.33
Campbell, Daniel Ward	53-09-13-103-025.000-015		1B	N	\$ 106,600	\$ 66,560	\$ 40,040	\$ 1.5790	\$ 2.3198	\$ 609.78	\$ 1,003.37	\$ 107.51	\$ -	\$ 286.08	\$ 393.59	\$ 69.36	\$ 22.20	\$ 302.03
Ladisch, Nikolaus	53-09-12-400-077.000-015		1B	N	\$ 212,100	\$ 102,530	\$ 109,570	\$ 1.5790	\$ 2.3198	\$ 1,673.32	\$ 2,573.83	\$ 275.76	\$ -	\$ 624.75	\$ 900.51	\$ 69.36	\$ 37.08	\$ 794.07
Rupert, Phillip M	53-09-12-400-015.000-015		1B	N	\$ 98,300	\$ -	\$ 98,300	\$ 1.5790	\$ 2.3198	\$ 1,552.16	\$ 2,334.98	\$ 250.18	\$ -	\$ 532.64	\$ 782.82	\$ 69.36	\$ 22.20	\$ 691.26
Rupert, Phillip M	53-09-12-401-031.000-015		1B	N	\$ 100	\$ -	\$ 100	\$ 1.5790	\$ 2.3198	\$ 1.58	\$ 2.60	\$ 0.28	\$ -	\$ 0.74	\$ 1.02	\$ -	\$ -	\$ 1.02
Ehteshami, Mariam; Lee, Robert C	53-09-12-401-007.000-015		1B	N	\$ 165,100	\$ -	\$ 165,100	\$ 1.5790	\$ 2.3198	\$ 2,606.92	\$ 3,923.37	\$ 420.36	\$ -	\$ 896.09	\$ 1,316.45	\$ 69.36	\$ 14.76	\$ 1,232.33
Wetnight, Shannon M & Jack A Jr	53-09-12-400-005.000-015		1B	N	\$ 128,000	\$ 76,875	\$ 51,125	\$ 1.5790	\$ 2.3198	\$ 778.60	\$ 1,281.14	\$ 137.26	\$ -	\$ 365.27	\$ 502.54	\$ 69.36	\$ 14.76	\$ 418.42
Lintermuth, Vernon D & Pendleton, William R Pendleton	53-09-13-106-043.000-015		1B	N	\$ 164,600	\$ 89,860	\$ 74,740	\$ 1.5790	\$ 2.3198	\$ 1,138.24	\$ 1,872.91	\$ 200.67	\$ -	\$ 534.00	\$ 734.67	\$ 69.36	\$ 22.20	\$ 643.11
Klodzen, Terri A	53-09-13-102-037.000-015		1B	N	\$ 138,600	\$ 80,760	\$ 57,840	\$ 1.5790	\$ 2.3198	\$ 880.86	\$ 1,449.42	\$ 155.30	\$ -	\$ 413.26	\$ 568.56	\$ 69.36	\$ 14.76	\$ 484.44
McCracken, Linda O	53-09-13-103-081.000-015		1B	N	\$ 136,600	\$ -	\$ 136,600	\$ 1.5790	\$ 2.3198	\$ 2,156.92	\$ 3,207.17	\$ 343.63	\$ -	\$ 706.63	\$ 1,050.25	\$ 69.36	\$ 14.76	\$ 966.13
Salisbury, James D. & Richalyn J.	53-09-13-102-033.000-015		1B	N	\$ 155,000	\$ 86,500	\$ 68,500	\$ 1.5790	\$ 2.3198	\$ 1,043.20	\$ 1,716.54	\$ 183.92	\$ -	\$ 489.43	\$ 673.34	\$ 69.36	\$ 14.76	\$ 589.22
Chambers, Willard D. & Constance P.	53-09-13-103-085.000-015		1B	N	\$ 145,000	\$ 80,000	\$ 65,000	\$ 1.5790	\$ 2.3198	\$ 989.90	\$ 1,628.83	\$ 174.52	\$ -	\$ 464.41	\$ 638.93	\$ 69.36	\$ 22.20	\$ 547.37
Hartfield, William A. & Cecilia	53-09-12-401-004.000-015	1187	1B	N	\$ 192,300	\$ 99,205	\$ 93,095	\$ 1.5790	\$ 2.3198	\$ 1,417.76	\$ 2,242.96	\$ 240.31	\$ -	\$ 584.89	\$ 825.20	\$ 69.36	\$ 14.76	\$ 741.08
Carr, Phillip G & Alesa D	53-09-13-103-020.000-015		1B	N	\$ 113,500	\$ 71,975	\$ 41,525	\$ 1.5790	\$ 2.3198	\$ 632.40	\$ 1,040.58	\$ 111.49	\$ -	\$ 296.69	\$ 408.18	\$ 69.36	\$ 14.76	\$ 324.06
Shepherd, Brian L & J Randalyn	53-09-13-107-005.000-015		1B	N	\$ 149,100	\$ 83,910	\$ 65,190	\$ 1.5790	\$ 2.3198	\$ 992.80	\$ 1,633.61	\$ 175.03	\$ -	\$ 465.77	\$ 640.81	\$ -	\$ -	\$ 640.81
Muir, Michele	53-09-13-101-047.000-015		1B	N	\$ 139,800	\$ 120,035	\$ 19,765	\$ 1.5790	\$ 2.3198	\$ 301.00	\$ 495.30	\$ 53.07	\$ -	\$ 141.23	\$ 194.30	\$ 69.36	\$ 22.20	\$ 102.74
Bowlen, Darin A	53-09-13-103-037.000-015		1B	N	\$ 132,400	\$ 78,590	\$ 53,810	\$ 1.5790	\$ 2.3198	\$ 819.48	\$ 1,348.42	\$ 144.47	\$ -	\$ 384.47	\$ 528.94	\$ 69.36	\$ 22.20	\$ 437.38
McCracken, Linda O	53-09-13-103-006.000-015		1B	N	\$ 166,900	\$ -	\$ 166,900	\$ 1.5790	\$ 2.3198	\$ 2,635.36	\$ 3,918.57	\$ 419.85	\$ -	\$ 863.36	\$ 1,283.21	\$ 69.36	\$ 22.20	\$ 1,191.65
Mishler, Derrick T	53-09-13-400-036.000-015		1B	N	\$ 108,300	\$ 70,155	\$ 38,145	\$ 1.5790	\$ 2.3198	\$ 580.92	\$ 955.86	\$ 102.41	\$ -	\$ 272.54	\$ 374.94	\$ 69.36	\$ 14.76	\$ 290.82
Courtney, Angela	53-09-13-107-015.000-015		1B	N	\$ 135,400	\$ 79,640	\$ 55,760	\$ 1.5790	\$ 2.3198	\$ 849.18	\$ 1,397.28	\$ 149.70	\$ -	\$ 398.39	\$ 548.10	\$ 69.36	\$ 22.20	\$ 456.54
Snapp-Ramsden, Laura E	53-09-13-103-030.000-015		1B	N	\$ 118,600	\$ 70,470	\$ 48,130	\$ 1.5790	\$ 2.3198	\$ 736.58	\$ 1,212.00	\$ 129.87	\$ -	\$ 345.56	\$ 475.42	\$ 69.36	\$ 22.20	\$ 383.86
Borecky, Stephen P Jr	53-09-12-402-026.000-015		1B	N	\$ 167,200	\$ 90,770	\$ 76,430	\$ 1.5790	\$ 2.3198	\$ 1,163.96	\$ 1,915.26	\$ 205.21	\$ -	\$ 546.09	\$ 751.30	\$ 69.36	\$ 22.20	\$ 659.74
Ryan, Marshall J. & Sandy K.	53-09-13-107-043.000-015		1B	N	\$ 122,100	\$ 74,985	\$ 47,115	\$ 1.5790	\$ 2.3198	\$ 717.52	\$ 1,180.66	\$ 126.50	\$ -	\$ 336.63	\$ 463.14	\$ 69.36	\$ 14.76	\$ 379.02
Kleinpeter, Jill	53-09-13-107-028.000-015		1B	N	\$ 187,700	\$ 97,945	\$ 89,755	\$ 1.5790	\$ 2.3198	\$ 1,366.90	\$ 2,199.05	\$ 235.62	\$ -	\$ 596.53	\$ 832.15	\$ 69.36	\$ 22.20	\$ 740.59
State of Indiana	53-09-12-402-009.000-015	1105	1B	N	\$ -	\$ -	\$ -	\$ 1.5790	\$ 2.3198	\$ -	\$ -	\$ -	\$ -	\$ -	\$ -	\$ -	\$ -	\$ -
Moore, Kevin Eugene & Sally Jo	53-09-13-101-020.000-015		1B	N	\$ 154,500	\$ 86,325	\$ 68,175	\$ 1.5790	\$ 2.3198	\$ 1,038.24	\$ 1,708.39	\$ 183.04	\$ -	\$ 487.11	\$ 670.15	\$ -	\$ -	\$ 670.15
Helton, Nicholas S	53-09-12-400-034.000-015		1B	N	\$ 120,600	\$ -	\$ 120,600	\$ 1.5790	\$ 2.3198	\$ 1,904.28	\$ 2,831.51	\$ 303.38	\$ -	\$ 623.86	\$ 927.23	\$ 69.36	\$ 22.20	\$ 835.67
Rader, John J & Jennifer A	53-09-12-400-069.000-015		1B	N	\$ 153,500	\$ 85,975	\$ 67,525	\$ 1.5790	\$ 2.3198	\$ 1,028.36	\$ 1,692.11	\$ 181.30	\$ -	\$ 482.46	\$ 663.75	\$ 69.36	\$ 14.76	\$ 579.63
Smith, Andrew C & Emmons, Karen E	53-09-13-103-050.000-015		1B	N	\$ 161,500	\$ 88,005	\$ 73,495	\$ 1.5790	\$ 2.3198	\$ 1,119.28	\$ 1,841.70	\$ 197.32	\$ -	\$ 525.11	\$ 722.42	\$ 69.36	\$ 22.20	\$ 630.86
Gray, Brian & Crystal D	53-09-13-105-003.000-015	1768	1B	N	\$ 104,400	\$ 68,685	\$ 35,715	\$ 1.5790	\$ 2.3198	\$ 543.92	\$ 894.98	\$ 95.89	\$ -	\$ 255.17	\$ 351.06	\$ 69.36	\$ 22.20	\$ 259.50
Bradfield, Gayla S.	53-09-13-102-014.000-015		1B	N	\$ 105,100	\$ 65,965	\$ 39,135	\$ 1.5790	\$ 2.3198	\$ 596.12	\$ 980.87	\$ 105.09	\$ -	\$ 279.66	\$ 384.75	\$ 69.36	\$ 14.76	\$ 300.63
Davis, Gary Mike & Helen Ann	53-09-13-103-070.000-015		1B	N	\$ 134,600	\$ 90,325	\$ 44,275	\$ 1.5790	\$ 2.3198	\$ 224.22	\$ 228.70	\$ -	\$ -	\$ 4.48	\$ 4.48	\$ 69.36	\$ 14.76	\$ (79.64)
Pierson, Rachel L	53-09-13-104-026.000-015		1B	N	\$ 127,900	\$ 77,015	\$ 50,885	\$ 1.5790	\$ 2.3198	\$ 774.94	\$ 1,275.13	\$ 136.62	\$ -	\$ 363.57	\$ 500.19	\$ 69.36	\$ 14.76	\$ 416.07
Bradley, Joseph & Pamela; Bradley, Samuel	53-09-13-104-021.000-015		1B	N	\$ 101,600	\$ 64,425	\$ 37,175	\$ 1.5790	\$ 2.3198	\$ 566.76	\$ 932.58	\$ 99.92	\$ -	\$ 265.90	\$ 365.82	\$ 69.36	\$ 14.76	\$ 281.70
Davidson, Clard & Tiffany	53-09-13-101-012.000-015		1B	N	\$ 122,600	\$ 75,160	\$ 47,440	\$ 1.5790	\$ 2.3198	\$ 722.48	\$ 1,188.81	\$ 127.38	\$ -	\$ 338.95	\$ 466.33	\$ -	\$ -	\$ 466.33
Hughes, Nolan C	53-09-13-400-014.000-015		1B	N	\$ 105,800	\$ 105,800	\$ -	\$ 1.5790	\$ 2.3198	\$ -	\$ -	\$ -	\$ -	\$ -	\$ -	\$ 69.36	\$ 14.76	\$ (84.12)
Carr, J. Kevin	53-09-13-105-014.000-015		1B	N	\$ 118,300	\$ -	\$ 118,300	\$ 1.5790	\$ 2.3198	\$ 1,867.96	\$ 2,777.51	\$ 297.59	\$ -	\$ 611.96	\$ 909.55	\$ 69.36	\$ 14.76	\$ 825.43
Bissey, Julie	53-09-13-105-004.000-015		1B	N	\$ 133,700	\$ 75,870	\$ 57,830	\$ 1.5790	\$ 2.3198	\$ 881.00	\$ 1,449.63	\$ 155.33	\$ -	\$ 413.30	\$ 568.63	\$ 69.36	\$ 22.20	\$ 477.07
Moore, Dennis Joe	53-09-13-103-088.000-015		1B	N	\$ 95,900	\$ -	\$ 95,900	\$ 1.5790	\$ 2.3198	\$ 1,514.26	\$ 2,251.59	\$ 241.24	\$ -	\$ 496.09	\$ 737.33	\$ -	\$ -	\$ 737.33

City of Bloomington

Area #1B: South-West Annexation Area - Tax Impacts Analysis



Note (1): This section shows the inc/(dec) in tax bills due to differences between township fire protection rates and the Monroe Fire Protection District fire rate

Owner Name	Parcel #	Waiver	Annexation Area	AG	2020 Pay 2021 Gross AV	2020 Pay 2021 Deductions /Exemptions	2020 Pay 2021 NAV	Pre-Annex 2020 Pay 2021 Prop Tax Rate	Post-Annex Prop Tax Rate	Pre-Annex Tax Bill	Post-Annex Tax Bill	Net Tax Bill Increase Due Solely to AV Growth (12% - Aggregate over 4 years)	Net Tax Bill Increase Due to Difference Between Fire Rates (1)	Net Tax Bill Increase Due to Annexation	Total Post-Annexation Net Tax Bill Increase	Benefit 1 Yearly Sewer Bill Savings (@ 4000 Gal/Month)	Benefit 2 Yearly Fire Protection (Water Surcharge) Savings	Post-Annex Tax Bill Inc/(Dec) Net of Benefits
Sinclair, Courtney E & Rose, Cameron C	53-09-13-400-082.000-015		1B	N	\$ 145,300	\$ 83,105	\$ 62,195	\$ 1.5790	\$ 2.3198	\$ 947.20	\$ 1,558.54	\$ 166.98	\$ -	\$ 444.36	\$ 611.34	\$ 69.36	\$ 14.76	\$ 527.22
Felling, Chance L	53-09-13-103-051.000-015		1B	N	\$ 105,400	\$ -	\$ 105,400	\$ 1.5790	\$ 2.3198	\$ 1,664.28	\$ 2,474.64	\$ 265.14	\$ -	\$ 545.22	\$ 810.36	\$ 69.36	\$ 22.20	\$ 718.80
Osmundsen, Ramkal Doris	53-09-13-103-065.000-015		1B	N	\$ 123,300	\$ 75,405	\$ 47,895	\$ 1.5790	\$ 2.3198	\$ 729.40	\$ 1,200.19	\$ 128.58	\$ -	\$ 342.20	\$ 470.79	\$ 69.36	\$ 22.20	\$ 379.23
Nixon, Anthony & Emily J	53-09-13-107-039.000-015		1B	N	\$ 160,600	\$ 87,375	\$ 73,225	\$ 1.5790	\$ 2.3198	\$ 1,115.22	\$ 1,835.04	\$ 196.61	\$ -	\$ 523.21	\$ 719.82	\$ 69.36	\$ 14.76	\$ 635.70
Moore, Hillary Megan	53-09-12-402-048.000-015		1B	N	\$ 143,000	\$ 79,265	\$ 63,735	\$ 1.5790	\$ 2.3198	\$ 970.70	\$ 1,597.23	\$ 171.13	\$ -	\$ 455.40	\$ 626.53	\$ 69.36	\$ 22.20	\$ 534.97
Powell, Troy E & Carol J	53-09-13-409-012.000-015	1790	1B	N	\$ 27,200	\$ -	\$ 27,200	\$ 1.5790	\$ 2.3198	\$ 429.48	\$ 706.70	\$ 75.72	\$ -	\$ 201.50	\$ 277.22	\$ -	\$ -	\$ 277.22
Sunny Day Property Inc	53-09-13-103-040.000-015		1B	N	\$ 96,900	\$ -	\$ 96,900	\$ 1.5790	\$ 2.3198	\$ 1,530.04	\$ 2,275.32	\$ 243.78	\$ -	\$ 501.50	\$ 745.28	\$ 69.36	\$ 14.76	\$ 661.16
Henry, David G & Fiona M	53-09-13-101-001.000-015		1B	N	\$ 148,600	\$ 84,260	\$ 64,340	\$ 1.5790	\$ 2.3198	\$ 979.84	\$ 1,612.30	\$ 172.75	\$ -	\$ 459.71	\$ 632.46	\$ -	\$ -	\$ 632.46
Trustees Of The Woodhaven Christian Church Of Monroe Co.	53-09-13-100-001.000-015		1B	N	\$ 1,114,900	\$ 1,114,900	\$ -	\$ 1.5790	\$ 2.3198	\$ -	\$ -	\$ -	\$ -	\$ -	\$ -	\$ 69.36	\$ 14.76	\$ (84.12)
Eads, Forrest W. & Betty J. Trust	53-09-12-400-013.001-015		1B	N	\$ 3,600	\$ -	\$ 3,600	\$ 1.5790	\$ 2.3198	\$ 56.84	\$ 93.53	\$ 10.02	\$ -	\$ 26.67	\$ 36.69	\$ -	\$ -	\$ 36.69
Sparks, Cletis Russell & Lois Jane Trust	53-09-12-400-011.002-015		1B	N	\$ 3,800	\$ -	\$ 3,800	\$ 1.5790	\$ 2.3198	\$ 60.00	\$ 98.73	\$ 10.58	\$ -	\$ 28.15	\$ 38.73	\$ -	\$ -	\$ 38.73
Bowen, James P & Sandra K	53-09-12-100-005.000-015		1B	N	\$ 200	\$ -	\$ 200	\$ 1.5790	\$ 2.3198	\$ 3.16	\$ 5.20	\$ 0.56	\$ -	\$ 1.48	\$ 2.04	\$ -	\$ -	\$ 2.04
Kinser, Hazel , Gary & Connie; Peggy Prince; Betty Elkins	53-09-12-400-014.004-015		1B	N	\$ 1,900	\$ -	\$ 1,900	\$ 1.5790	\$ 2.3198	\$ 30.00	\$ 49.37	\$ 5.29	\$ -	\$ 14.08	\$ 19.37	\$ -	\$ -	\$ 19.37
Williams, Larry & Helen L	53-09-13-400-028.000-015	1638	1B	N	\$ 92,100	\$ 64,310	\$ 27,790	\$ 1.5790	\$ 2.3198	\$ 423.22	\$ 696.40	\$ 74.62	\$ -	\$ 198.56	\$ 273.18	\$ 69.36	\$ 22.20	\$ 181.62
Stroup, Mary Diener	53-09-13-400-049.000-015	1620	1B	N	\$ 97,700	\$ 66,445	\$ 31,255	\$ 1.5790	\$ 2.3198	\$ 476.00	\$ 783.22	\$ 83.92	\$ -	\$ 223.30	\$ 307.22	\$ 69.36	\$ 22.20	\$ 215.66
Harden, David L & Connie Sue	53-09-13-104-039.000-015		1B	N	\$ 134,700	\$ 79,395	\$ 55,305	\$ 1.5790	\$ 2.3198	\$ 842.26	\$ 1,385.90	\$ 148.50	\$ -	\$ 395.14	\$ 543.64	\$ 69.36	\$ 22.20	\$ 452.08
Taylor, Jack L. & Linda J.	53-09-13-407-014.000-015		1B	N	\$ 157,900	\$ 85,940	\$ 71,960	\$ 1.5790	\$ 2.3198	\$ 1,096.72	\$ 1,804.62	\$ 193.35	\$ -	\$ 514.55	\$ 707.90	\$ 69.36	\$ 14.76	\$ 623.78
Grover, Joshua M W; Lopez, Bianca V	53-09-12-402-002.000-015		1B	N	\$ 148,400	\$ 84,015	\$ 64,385	\$ 1.5790	\$ 2.3198	\$ 980.54	\$ 1,613.42	\$ 172.86	\$ -	\$ 460.02	\$ 632.88	\$ 69.36	\$ 22.20	\$ 541.32
Dummitt, Wesdol & Sharon M	53-09-13-103-026.000-015		1B	N	\$ 113,700	\$ 72,045	\$ 41,655	\$ 1.5790	\$ 2.3198	\$ 634.36	\$ 1,043.84	\$ 111.85	\$ -	\$ 297.63	\$ 409.48	\$ 69.36	\$ 14.76	\$ 325.36
RSSJ Rentals LLC	53-09-13-103-067.000-015		1B	N	\$ 121,400	\$ -	\$ 121,400	\$ 1.5790	\$ 2.3198	\$ 1,916.92	\$ 2,850.30	\$ 305.39	\$ -	\$ 627.99	\$ 933.38	\$ 69.36	\$ 14.76	\$ 849.26
Hanlon, Johnny Robert	53-09-13-101-015.000-015		1B	N	\$ 104,300	\$ -	\$ 104,300	\$ 1.5790	\$ 2.3198	\$ 1,646.88	\$ 2,450.82	\$ 262.59	\$ -	\$ 541.35	\$ 803.94	\$ -	\$ -	\$ 803.94
Swarthout, Mary L	53-09-13-102-008.000-015		1B	N	\$ 111,300	\$ 82,205	\$ 29,095	\$ 1.5790	\$ 2.3198	\$ 128.80	\$ 131.38	\$ -	\$ -	\$ 2.58	\$ 2.58	\$ 69.36	\$ 22.20	\$ (88.98)
Roberts, Susan N; Norton, Ruth	53-09-13-103-036.000-015		1B	N	\$ 138,900	\$ 80,865	\$ 58,035	\$ 1.5790	\$ 2.3198	\$ 883.84	\$ 1,454.30	\$ 155.81	\$ -	\$ 414.64	\$ 570.46	\$ 69.36	\$ 22.20	\$ 478.90
Souders, Tamara	53-09-13-400-006.000-015		1B	N	\$ 94,800	\$ 77,910	\$ 16,890	\$ 1.5790	\$ 2.3198	\$ 257.22	\$ 423.25	\$ 45.35	\$ -	\$ 120.68	\$ 166.03	\$ 69.36	\$ 14.76	\$ 81.91
Dearing, Ralph R. & Nancy S.	53-09-13-101-067.000-015		1B	N	\$ 84,600	\$ 58,860	\$ 25,740	\$ 1.5790	\$ 2.3198	\$ 392.00	\$ 645.03	\$ 69.11	\$ -	\$ 183.91	\$ 253.03	\$ 69.36	\$ 22.20	\$ 161.47
Grubb, Penny J	53-09-13-105-016.000-015		1B	N	\$ 90,700	\$ 60,995	\$ 29,705	\$ 1.5790	\$ 2.3198	\$ 452.38	\$ 744.38	\$ 79.76	\$ -	\$ 212.24	\$ 292.00	\$ 69.36	\$ 22.20	\$ 200.44
Deckard, Foris R & Deckard, Susan	53-09-13-102-017.000-015		1B	N	\$ 130,000	\$ 90,230	\$ 39,770	\$ 1.5790	\$ 2.3198	\$ 605.68	\$ 996.59	\$ 106.77	\$ -	\$ 284.14	\$ 390.91	\$ 69.36	\$ 14.76	\$ 306.79
Feschyn, Anthony Joseph	53-09-12-400-035.000-015		1B	N	\$ 142,200	\$ 82,020	\$ 60,180	\$ 1.5790	\$ 2.3198	\$ 916.50	\$ 1,508.07	\$ 161.59	\$ -	\$ 429.98	\$ 591.57	\$ 69.36	\$ 14.76	\$ 507.45
Deckard, Richard E Family Limited Partnership #201	53-09-12-400-081.000-015		1B	N	\$ 73,000	\$ -	\$ 73,000	\$ 1.5790	\$ 2.3198	\$ 1,152.68	\$ 1,728.95	\$ 185.25	\$ -	\$ 391.03	\$ 576.27	\$ 69.36	\$ 14.76	\$ 492.15
Deckard, Richard E Family Limited Partnership #201	53-09-12-400-079.000-015		1B	N	\$ 95,700	\$ -	\$ 95,700	\$ 1.5790	\$ 2.3198	\$ 1,511.10	\$ 2,254.41	\$ 241.54	\$ -	\$ 501.76	\$ 743.31	\$ 69.36	\$ 22.20	\$ 651.75
Meehan, Lawrence W	53-09-12-402-049.000-015		1B	N	\$ 239,700	\$ 110,100	\$ 129,600	\$ 1.5790	\$ 2.3198	\$ 1,978.60	\$ 2,943.64	\$ 315.39	\$ -	\$ 649.65	\$ 965.04	\$ 69.36	\$ 14.76	\$ 880.92
Erickson, Christopher & Taylor	53-09-13-105-007.000-015		1B	N	\$ 132,100	\$ 78,485	\$ 53,615	\$ 1.5790	\$ 2.3198	\$ 816.52	\$ 1,343.55	\$ 143.96	\$ -	\$ 383.07	\$ 527.03	\$ 69.36	\$ 22.20	\$ 435.47
Lillard, Kevin L & Carmen K	53-09-13-103-012.000-015		1B	N	\$ 128,700	\$ 77,295	\$ 51,405	\$ 1.5790	\$ 2.3198	\$ 782.86	\$ 1,288.17	\$ 138.03	\$ -	\$ 367.29	\$ 505.31	\$ 69.36	\$ 22.20	\$ 413.75
Scank, Robert S	53-09-13-101-057.000-015		1B	N	\$ 168,700	\$ -	\$ 168,700	\$ 1.5790	\$ 2.3198	\$ 2,663.78	\$ 3,967.09	\$ 425.05	\$ -	\$ 878.27	\$ 1,303.31	\$ 69.36	\$ 22.20	\$ 1,211.75
Humphrey, Christine Ann L / E Robert E & Sally J Bruce	53-09-13-107-027.000-015		1B	N	\$ 158,800	\$ 84,830	\$ 73,970	\$ 1.5790	\$ 2.3198	\$ 1,126.52	\$ 1,853.60	\$ 198.59	\$ -	\$ 528.49	\$ 727.08	\$ 69.36	\$ 14.76	\$ 642.96
Treanor, Patricia L	53-09-13-400-005.000-015	1949	1B	N	\$ 131,800	\$ 74,505	\$ 57,295	\$ 1.5790	\$ 2.3198	\$ 873.96	\$ 1,438.06	\$ 154.07	\$ -	\$ 410.03	\$ 564.10	\$ 69.36	\$ 22.20	\$ 472.54
Keller, Sandra L	53-09-13-103-019.000-015		1B	N	\$ 136,100	\$ 79,885	\$ 56,215	\$ 1.5790	\$ 2.3198	\$ 856.12	\$ 1,408.70	\$ 150.94	\$ -	\$ 401.64	\$ 552.58	\$ 69.36	\$ 14.76	\$ 468.46
Rockey, Jordan A	53-09-12-400-059.000-015	1739	1B	N	\$ 135,800	\$ 75,825	\$ 59,975	\$ 1.5790	\$ 2.3198	\$ 918.04	\$ 1,510.57	\$ 161.85	\$ -	\$ 430.68	\$ 592.53	\$ 69.36	\$ 14.76	\$ 508.41
Hickman, Morris R. & Mary C.	53-09-13-104-030.000-015		1B	N	\$ 152,200	\$ 85,205	\$ 66,995	\$ 1.5790	\$ 2.3198	\$ 1,020.28	\$ 1,678.81	\$ 179.86	\$ -	\$ 478.67	\$ 658.53	\$ 69.36	\$ 22.20	\$ 566.97
Hannon, Scott A & Larissa E	53-09-13-400-090.000-015		1B	N	\$ 149,500	\$ 81,540	\$ 67,960	\$ 1.5790	\$ 2.3198	\$ 1,035.04	\$ 1,703.10	\$ 182.47	\$ -	\$ 485.59	\$ 668.06	\$ 69.36	\$ 22.20	\$ 576.50
Johnston, D. Bruce & Jyme L.	53-09-13-400-039.000-015		1B	N	\$ 1,800	\$ -	\$ 1,800	\$ 1.5790	\$ 2.3198	\$ 28.42	\$ 46.77	\$ 5.01	\$ -	\$ 13.34	\$ 18.35	\$ -	\$ -	\$ 18.35
Johnston, D. Bruce & Jyme L.	53-09-13-400-074.000-015		1B	N	\$ 2,400	\$ -	\$ 2,400	\$ 1.5790	\$ 2.3198	\$ 37.90	\$ 62.36	\$ 6.68	\$ -	\$ 17.77	\$ 24.46	\$ -	\$ -	\$ 24.46
Weisman, Jon	53-09-12-400-008.005-015		1B	N	\$ 2,800	\$ -	\$ 2,800	\$ 1.5790	\$ 2.3198	\$ 44.20	\$ 72.75	\$ 7.79	\$ -	\$ 20.75	\$ 28.55	\$ -	\$ -	\$ 28.55
Armes, Susan L & Stand, James L	53-09-12-400-010.006-015		1B	N	\$ 3,700	\$ -	\$ 3,700	\$ 1.5790	\$ 2.3198	\$ 58.42	\$ 96.13	\$ 10.30	\$ -	\$ 27.41	\$ 37.71	\$ -	\$ -	\$ 37.71
Eads, Forrest W. & Betty J. Trust	53-09-12-400-009.007-015		1B	N	\$ 800	\$ -	\$ 800	\$ 1.5790	\$ 2.3198	\$ 12.63	\$ 20.79	\$ 2.23	\$ -	\$ 5.93	\$ 8.16	\$ -	\$ -	\$ 8.16
Sparks, Cletis Russell & Lois Jane Trust	53-09-12-400-012.008-015		1B	N	\$ 200	\$ -	\$ 200	\$ 1.5790	\$ 2.3198	\$ 3.16	\$ 5.20	\$ 0.56	\$ -	\$ 1.48	\$ 2.04	\$ -	\$ -	\$ 2.04
Bryniarski, Joseph & Jill D	53-09-12-400-004.009-015		1B	N	\$ 1,400	\$ -	\$ 1,400	\$ 1.5790	\$ 2.3198	\$ 22.11	\$ 36.37	\$ 3.90	\$ -	\$ 10.37	\$ 14.26	\$ -	\$ -	\$ 14.26

City of Bloomington

Area #1B: South-West Annexation Area - Tax Impacts Analysis



Note (1): This section shoes the inc/(dec) in tax bills due to differences between township fire protection rates and the Monroe Fire Protection District fire rate

Owner Name	Parcel #	Waiver	Annexation Area	AG	2020 Pay 2021 Gross AV	2020 Pay 2021 Deductions /Exemptions	2020 Pay 2021 NAV	Pre-Annex 2020 Pay 2021 Prop Tax Rate	Post-Annex Prop Tax Rate	Pre-Annex Tax Bill	Post-Annex Tax Bill	Net Tax Bill Increase Due Solely to AV Growth (12% - Aggregate over 4 years)	Net Tax Bill Increase Due to Difference Between Fire Rates (1)	Net Tax Bill Increase Due to Annexation	Total Post-Annexation Net Tax Bill Increase	Benefit 1 Yearly Sewer Bill Savings (@ 4000 Gal/Month)	Benefit 2 Yearly Fire Protection (Water Surcharge) Savings	Post-Annex Tax Bill Inc/(Dec) Net of Benefits
Vernon, Norma Joan; Wiesler, Sandra Jean Unversaw;Unversaw, Ralph Allen & Brown,	53-09-12-400-001.010-015		1B	N	\$ 1,400	\$ -	\$ 1,400	\$ 1.5790	\$ 2.3198	\$ 22.11	\$ 36.37	\$ 3.90	\$ -	\$ 10.37	\$ 14.26	\$ -	\$ -	\$ 14.26
Boling, Zachary S & Anna J	53-09-12-400-005.011-015		1B	N	\$ 1,400	\$ -	\$ 1,400	\$ 1.5790	\$ 2.3198	\$ 22.11	\$ 36.37	\$ 3.90	\$ -	\$ 10.37	\$ 14.26	\$ -	\$ -	\$ 14.26
Taylor, Pilar	53-09-12-400-002.012-015		1B	N	\$ 1,400	\$ -	\$ 1,400	\$ 1.5790	\$ 2.3198	\$ 22.11	\$ 36.37	\$ 3.90	\$ -	\$ 10.37	\$ 14.26	\$ -	\$ -	\$ 14.26
Bates, Kimberly A	53-09-12-400-006.013-015		1B	N	\$ 1,400	\$ -	\$ 1,400	\$ 1.5790	\$ 2.3198	\$ 22.11	\$ 36.37	\$ 3.90	\$ -	\$ 10.37	\$ 14.26	\$ -	\$ -	\$ 14.26
Trace, Michael E & Jana B	53-09-12-400-003.014-015		1B	N	\$ 1,400	\$ -	\$ 1,400	\$ 1.5790	\$ 2.3198	\$ 22.11	\$ 36.37	\$ 3.90	\$ -	\$ 10.37	\$ 14.26	\$ -	\$ -	\$ 14.26
State of Indiana	53-09-12-400-007.015-015		1B	N	\$ -	\$ -	\$ -	\$ 1.5790	\$ 2.3198	\$ -	\$ -	\$ -	\$ -	\$ -	\$ -	\$ -	\$ -	\$ -
Barshney, Rose M	53-09-13-400-069.000-015	1696	1B	N	\$ 101,800	\$ 81,880	\$ 19,920	\$ 1.5790	\$ 2.3198	\$ 303.36	\$ 309.43	\$ -	\$ -	\$ 6.07	\$ 6.07	\$ 69.36	\$ 22.20	\$ (85.49)
Porter, Donald G & Bonita A	53-09-12-402-022.000-015		1B	N	\$ 175,300	\$ 93,605	\$ 81,695	\$ 1.5790	\$ 2.3198	\$ 1,244.16	\$ 2,047.18	\$ 219.33	\$ -	\$ 583.69	\$ 803.02	\$ 69.36	\$ 22.20	\$ 711.46
Taylor, Richard K. & Joyce A.	53-09-13-400-025.000-015		1B	N	\$ 152,100	\$ 81,250	\$ 70,850	\$ 1.5790	\$ 2.3198	\$ 1,084.10	\$ 1,783.83	\$ 191.13	\$ -	\$ 508.61	\$ 699.73	\$ 69.36	\$ 14.76	\$ 615.61
Sherrard, Linda	53-09-12-402-047.000-015		1B	N	\$ 175,700	\$ 93,745	\$ 81,955	\$ 1.5790	\$ 2.3198	\$ 1,248.12	\$ 2,053.73	\$ 220.05	\$ -	\$ 585.56	\$ 805.61	\$ 69.36	\$ 22.20	\$ 714.05
Platinum Development LLC	53-09-13-102-015.000-015		1B	N	\$ 121,000	\$ -	\$ 121,000	\$ 1.5790	\$ 2.3198	\$ 1,910.60	\$ 2,840.91	\$ 304.38	\$ -	\$ 625.92	\$ 930.31	\$ 69.36	\$ 14.76	\$ 846.19
Miller, Nikolaus W	53-09-13-103-091.000-015		1B	N	\$ 165,500	\$ 90,175	\$ 75,325	\$ 1.5790	\$ 2.3198	\$ 1,147.14	\$ 1,887.56	\$ 202.24	\$ -	\$ 538.18	\$ 740.42	\$ 69.36	\$ 14.76	\$ 656.30
Grafe-wampler, Tami L	53-09-13-104-024.000-015		1B	N	\$ 134,300	\$ 79,255	\$ 55,045	\$ 1.5790	\$ 2.3198	\$ 838.28	\$ 1,379.36	\$ 147.78	\$ -	\$ 393.30	\$ 541.08	\$ 69.36	\$ 22.20	\$ 449.52
Benton, Alix M	53-09-13-104-041.000-015		1B	N	\$ 140,400	\$ 80,655	\$ 59,745	\$ 1.5790	\$ 2.3198	\$ 909.88	\$ 1,497.14	\$ 160.40	\$ -	\$ 426.86	\$ 587.26	\$ 69.36	\$ 22.20	\$ 495.70
Monroe Medical Arts LLC	53-09-24-100-007.000-015	1531	1B	N	\$ 2,441,600	\$ -	\$ 2,441,600	\$ 1.5790	\$ 2.3198	\$ 38,552.86	\$ 63,436.80	\$ 6,796.80	\$ -	\$ 18,087.14	\$ 24,883.94	\$ -	\$ -	\$ 24,883.94
Williamson, Keith Raymond & Lisa Ann	53-09-12-402-011.000-015	1103	1B	N	\$ 155,400	\$ 86,605	\$ 68,795	\$ 1.5790	\$ 2.3198	\$ 1,047.68	\$ 1,723.92	\$ 184.70	\$ -	\$ 491.54	\$ 676.24	\$ 69.36	\$ 14.76	\$ 592.12
Solari, Jennifer M	53-09-12-402-020.000-015	1143	1B	N	\$ 196,400	\$ 96,545	\$ 99,855	\$ 1.5790	\$ 2.3198	\$ 1,526.16	\$ 2,406.71	\$ 257.87	\$ -	\$ 622.68	\$ 880.55	\$ 69.36	\$ 22.20	\$ 788.99
Greathouse, Daniel C & Wanda L	53-09-13-103-044.000-015		1B	N	\$ 120,100	\$ 110,245	\$ 9,855	\$ 1.5790	\$ 2.3198	\$ 150.08	\$ 246.96	\$ 26.47	\$ -	\$ 70.41	\$ 96.88	\$ 69.36	\$ 14.76	\$ 12.76
Huber, Kristi Lynn & Huber, Janet S	53-09-13-103-059.000-015		1B	N	\$ 110,900	\$ 80,510	\$ 30,390	\$ 1.5790	\$ 2.3198	\$ 462.82	\$ 761.55	\$ 81.60	\$ -	\$ 217.13	\$ 298.73	\$ 69.36	\$ 14.76	\$ 214.61
Langley, Dean C & Mary A	53-09-13-400-065.000-015		1B	N	\$ 115,600	\$ 72,710	\$ 42,890	\$ 1.5790	\$ 2.3198	\$ 653.18	\$ 1,074.78	\$ 115.16	\$ -	\$ 306.44	\$ 421.60	\$ 69.36	\$ 22.20	\$ 330.04
Langley, Dean C & Mary A	53-09-13-400-067.000-015		1B	N	\$ 29,600	\$ -	\$ 29,600	\$ 1.5790	\$ 2.3198	\$ 467.38	\$ 769.06	\$ 82.40	\$ -	\$ 219.28	\$ 301.68	\$ -	\$ -	\$ 301.68
Richards, Joe R	53-09-12-400-049.000-015		1B	N	\$ 132,500	\$ 69,840	\$ 62,660	\$ 1.5790	\$ 2.3198	\$ 966.66	\$ 1,590.59	\$ 170.42	\$ -	\$ 453.51	\$ 623.93	\$ 69.36	\$ 14.76	\$ 539.81
McCammon, Nicholas & Susan	53-09-12-402-006.000-015		1B	N	\$ 192,200	\$ 95,530	\$ 96,670	\$ 1.5790	\$ 2.3198	\$ 1,476.92	\$ 2,338.40	\$ 250.54	\$ -	\$ 610.95	\$ 861.48	\$ 69.36	\$ 22.20	\$ 769.92
May, Shirley I	53-09-13-104-025.000-015		1B	N	\$ 125,300	\$ 90,105	\$ 35,195	\$ 1.5790	\$ 2.3198	\$ 311.24	\$ 317.46	\$ -	\$ -	\$ 6.22	\$ 6.22	\$ 69.36	\$ 14.76	\$ (77.90)
White, Bruce A	53-09-12-400-048.000-015		1B	N	\$ 100,900	\$ 67,495	\$ 33,405	\$ 1.5790	\$ 2.3198	\$ 508.72	\$ 837.11	\$ 89.70	\$ -	\$ 238.69	\$ 328.39	\$ 69.36	\$ 14.76	\$ 244.27
Snow, Brian M & Nicole R	53-09-13-103-073.000-015		1B	N	\$ 136,600	\$ 76,465	\$ 60,135	\$ 1.5790	\$ 2.3198	\$ 916.76	\$ 1,508.48	\$ 161.62	\$ -	\$ 430.10	\$ 591.72	\$ -	\$ -	\$ 591.72
Pate, Rebecca Jane; Brown, Mnnie M L/E	53-09-12-400-027.000-015		1B	N	\$ 117,000	\$ 83,290	\$ 33,710	\$ 1.5790	\$ 2.3198	\$ 170.82	\$ 174.24	\$ -	\$ -	\$ 3.42	\$ 3.42	\$ 69.36	\$ 14.76	\$ (80.70)
Hite, William C	53-09-13-103-032.000-015		1B	N	\$ 130,200	\$ 91,820	\$ 38,380	\$ 1.5790	\$ 2.3198	\$ 273.96	\$ 279.44	\$ -	\$ -	\$ 5.48	\$ 5.48	\$ -	\$ -	\$ 5.48
Sutherland, Janet R	53-09-13-101-035.000-015		1B	N	\$ 129,000	\$ 77,015	\$ 51,985	\$ 1.5790	\$ 2.3198	\$ 791.68	\$ 1,302.69	\$ 139.57	\$ -	\$ 371.44	\$ 511.01	\$ -	\$ -	\$ 511.01
Makurat, Steven R & Alma J	53-09-12-400-093.000-015		1B	N	\$ 153,300	\$ -	\$ 153,300	\$ 1.5790	\$ 2.3198	\$ 2,420.60	\$ 3,599.26	\$ 385.64	\$ -	\$ 793.03	\$ 1,178.66	\$ -	\$ -	\$ 1,178.66
Trent, Thomas A	53-09-13-104-035.000-015		1B	N	\$ 102,600	\$ 65,160	\$ 37,440	\$ 1.5790	\$ 2.3198	\$ 570.20	\$ 938.22	\$ 100.53	\$ -	\$ 267.49	\$ 368.02	\$ 69.36	\$ 22.20	\$ 276.46
Decker, Jane L	53-09-13-107-045.000-015		1B	N	\$ 114,300	\$ 69,255	\$ 45,045	\$ 1.5790	\$ 2.3198	\$ 686.00	\$ 1,128.77	\$ 120.93	\$ -	\$ 321.84	\$ 442.77	\$ 69.36	\$ 22.20	\$ 351.21
Miller, Bradley C	53-09-13-103-056.000-015		1B	N	\$ 124,100	\$ 72,685	\$ 51,415	\$ 1.5790	\$ 2.3198	\$ 783.00	\$ 1,288.41	\$ 138.05	\$ -	\$ 367.36	\$ 505.41	\$ 69.36	\$ 14.76	\$ 421.29
Dishman, Patricia A	53-09-13-400-017.000-015		1B	N	\$ 106,900	\$ 69,665	\$ 37,235	\$ 1.5790	\$ 2.3198	\$ 567.06	\$ 933.07	\$ 99.97	\$ -	\$ 266.04	\$ 366.01	\$ 69.36	\$ 14.76	\$ 281.89
Bowen, James P & Sandra K	53-09-12-401-003.000-015		1B	N	\$ 165,600	\$ 84,085	\$ 81,515	\$ 1.5790	\$ 2.3198	\$ 1,249.56	\$ 2,056.06	\$ 220.30	\$ -	\$ 586.21	\$ 806.50	\$ 69.36	\$ 22.20	\$ 714.94
State Of Indiana	53-09-12-401-006.000-015		1B	N	\$ -	\$ -	\$ -	\$ 1.5790	\$ 2.3198	\$ -	\$ -	\$ -	\$ -	\$ -	\$ -	\$ -	\$ -	\$ -
Carmichael, Richard & Sharon K	53-09-13-103-062.000-015		1B	N	\$ 109,500	\$ 67,260	\$ 42,240	\$ 1.5790	\$ 2.3198	\$ 643.80	\$ 1,059.33	\$ 113.50	\$ -	\$ 302.03	\$ 415.53	\$ 69.36	\$ 22.20	\$ 323.97
Cook, James E. & Virginia P.	53-09-13-400-021.000-015		1B	N	\$ 125,700	\$ 73,245	\$ 52,455	\$ 1.5790	\$ 2.3198	\$ 798.84	\$ 1,314.48	\$ 140.85	\$ -	\$ 374.80	\$ 515.64	\$ 69.36	\$ 14.76	\$ 431.52
Cripe, Scott C & Barbara Suzanne	53-09-12-400-008.000-015		1B	N	\$ 131,800	\$ 78,205	\$ 53,595	\$ 1.5790	\$ 2.3198	\$ 816.22	\$ 1,343.03	\$ 143.89	\$ -	\$ 382.92	\$ 526.81	\$ 69.36	\$ 22.20	\$ 435.25
Carney, William L & William N	53-09-13-103-035.000-015		1B	N	\$ 141,400	\$ 81,740	\$ 59,660	\$ 1.5790	\$ 2.3198	\$ 908.58	\$ 1,495.02	\$ 160.18	\$ -	\$ 426.26	\$ 586.44	\$ 69.36	\$ 22.20	\$ 494.88
Mulryan, William F. & Mary F.	53-09-13-104-006.000-015		1B	N	\$ 109,000	\$ 70,400	\$ 38,600	\$ 1.5790	\$ 2.3198	\$ 587.84	\$ 967.28	\$ 103.64	\$ -	\$ 275.81	\$ 379.44	\$ 69.36	\$ 14.76	\$ 295.32
Fish, Rodger, Griffin, Rodgeann	53-09-13-102-023.000-015		1B	N	\$ 168,600	\$ 83,315	\$ 85,285	\$ 1.5790	\$ 2.3198	\$ 1,309.88	\$ 2,155.32	\$ 230.92	\$ -	\$ 614.52	\$ 845.44	\$ 69.36	\$ 14.76	\$ 761.32
Bell, Jason	53-09-13-102-008.000-015	1037	1B	N	\$ 159,900	\$ 88,215	\$ 71,685	\$ 1.5790	\$ 2.3198	\$ 1,091.72	\$ 1,796.34	\$ 192.46	\$ -	\$ 512.16	\$ 704.62	\$ 69.36	\$ 14.76	\$ 620.50
Kelley, James C & Judith A	53-09-13-102-009.000-015	1141	1B	N	\$ 150,100	\$ 84,750	\$ 65,350	\$ 1.5790	\$ 2.3198	\$ 995.24	\$ 1,637.61	\$ 175.46	\$ -	\$ 466.91	\$ 642.37	\$ 69.36	\$ 14.76	\$ 558.25
RSJ Rentals LLC	53-09-13-102-021.000-015	1137	1B	N	\$ 145,300	\$ -	\$ 145,300	\$ 1.5790	\$ 2.3198	\$ 2,294.28	\$ 3,412.69	\$ 365.64	\$ -	\$ 752.76	\$ 1,118.41	\$ 69.36	\$ 22.20	\$ 1,026.85
Reese, Christopher D	53-09-13-102-012.000-015	1140	1B	N	\$ 123,300	\$ 75,405	\$ 47,895	\$ 1.5790	\$ 2.3198	\$ 729.40	\$ 1,200.19	\$ 128.58	\$ -	\$ 342.20	\$ 470.79	\$ 69.36	\$ 14.76	\$ 386.67
Rudkin, Jeffrey Scott	53-09-13-102-027.000-015	1142	1B	N	\$ 129,100	\$ 77,435	\$ 51,665	\$ 1.5790	\$ 2.3198	\$ 786.82	\$ 1,294.68	\$ 138.72	\$ -	\$ 369.14	\$ 507.86	\$ 69.36	\$ 14.76	\$ 423.74
Pfeiffer, Stanley D II & Sharisa L	53-09-13-102-025.000-015		1B	N	\$ 200,600	\$ 101,025	\$ 99,575	\$ 1.5790	\$ 2.3198	\$ 1,517.08	\$ 2,335.59	\$ 250.24	\$ -	\$ 568.27	\$ 818.51	\$ 69.36	\$ 37.08	\$ 712.07
Sanjurjo, Rebeca L	53-09-13-102-006.000-015		1B	N	\$ 160,800	\$ 88,530	\$ 72,270	\$ 1.5790	\$ 2.3198	\$ 1,100.62	\$ 1,811.01	\$ 194.03	\$ -	\$ 516.36	\$ 710.39	\$ 69.36	\$ 14.76	\$ 626.27
Hill, Charles D. & Frances M.	53-09-13-102-001.000-015	1061	1B	N	\$ 131,500	\$ 75,170	\$ 56,330	\$ 1.5790	\$ 2.3198	\$ 858.04	\$ 1,411.86	\$ 151.28	\$ -	\$ 402.54	\$ 553.82	\$ 69.36	\$ 14.76	\$ 469.70

City of Bloomington

Area #1B: South-West Annexation Area - Tax Impacts Analysis

Note (1): This section shoes the inc/(dec) in tax bills due to differences between township fire protection rates and the Monroe Fire Protection District fire rate

Owner Name	Parcel #	Waiver	Annexation Area	AG	2020 Pay 2021 Gross AV	2020 Pay 2021 Deductions /Exemptions	2020 Pay 2021 NAV	Pre-Annex 2020 Pay 2021 Prop Tax Rate	Post-Annex Prop Tax Rate	Pre-Annex Tax Bill	Post-Annex Tax Bill	Net Tax Bill Increase Due Solely to AV Growth (12% - Aggregate over 4 years)	Net Tax Bill Increase Due to Difference Between Fire Rates (1)	Net Tax Bill Increase Due to Annexation	Total Post-Annexation Net Tax Bill Increase	Benefit 1 Yearly Sewer Bill Savings (@ 4000 Gal/Month)	Benefit 2 Yearly Fire Protection (Water Surcharge) Savings	Post-Annex Tax Bill Inc/(Dec) Net of Benefits
Turentine, Phillip	53-09-13-102-029.000-015		1B	N	\$ 126,500	\$ 73,525	\$ 52,975	\$ 1.5790	\$ 2.3198	\$ 806.78	\$ 1,327.51	\$ 142.23	\$ -	\$ 378.50	\$ 520.73	\$ 69.36	\$ 14.76	\$ 436.61
Grannan, James A & Tabor, Keri A	53-09-13-102-034.000-015		1B	N	\$ 161,900	\$ 85,915	\$ 75,985	\$ 1.5790	\$ 2.3198	\$ 1,157.20	\$ 1,895.23	\$ 203.06	\$ -	\$ 534.97	\$ 738.03	\$ 69.36	\$ 14.76	\$ 653.91
Tungate, Ricky L & Hwa Son	53-09-13-102-035.000-015	1649	1B	N	\$ 150,000	\$ 84,750	\$ 65,250	\$ 1.5790	\$ 2.3198	\$ 993.72	\$ 1,635.10	\$ 175.19	\$ -	\$ 466.19	\$ 641.38	\$ 69.36	\$ 22.20	\$ 549.82
Chandler, Tracy Lynn	53-09-13-102-013.000-015	1043	1B	N	\$ 155,800	\$ 86,780	\$ 69,020	\$ 1.5790	\$ 2.3198	\$ 1,051.12	\$ 1,729.57	\$ 185.30	\$ -	\$ 493.14	\$ 678.45	\$ 69.36	\$ 22.20	\$ 586.89
Kirtland, John William & Sharon V.	53-09-13-102-005.000-015	1035	1B	N	\$ 124,000	\$ -	\$ 124,000	\$ 1.5790	\$ 2.3198	\$ 1,957.96	\$ 2,911.34	\$ 311.93	\$ -	\$ 641.45	\$ 953.38	\$ 69.36	\$ 22.20	\$ 861.82
Trinkle, Kyle M	53-09-13-107-030.000-015		1B	N	\$ 124,700	\$ 72,895	\$ 51,805	\$ 1.5790	\$ 2.3198	\$ 788.96	\$ 1,298.19	\$ 139.10	\$ -	\$ 370.13	\$ 509.23	\$ -	\$ -	\$ 509.23
Gilliam, Billy J Jr	53-09-13-107-012.000-015		1B	N	\$ 106,500	\$ 69,525	\$ 36,975	\$ 1.5790	\$ 2.3198	\$ 563.12	\$ 926.56	\$ 99.27	\$ -	\$ 264.17	\$ 363.44	\$ 69.36	\$ 22.20	\$ 271.88
State of Indiana	53-09-12-400-058.000-015	2102	1B	N	\$ -	\$ -	\$ -	\$ 1.5790	\$ 2.3198	\$ -	\$ -	\$ -	\$ -	\$ -	\$ -	\$ -	\$ -	\$ -
Huang, Matthew Kung-Tu & Jessica Marie	53-09-12-400-007.000-015	2365	1B	N	\$ 203,200	\$ 103,370	\$ 99,830	\$ 1.5790	\$ 2.3198	\$ 1,520.34	\$ 2,383.52	\$ 255.38	\$ -	\$ 607.80	\$ 863.18	\$ 69.36	\$ 22.20	\$ 771.62
Harding, Alissa D	53-09-12-400-022.000-015	2366	1B	N	\$ 181,200	\$ 95,670	\$ 85,530	\$ 1.5790	\$ 2.3198	\$ 1,302.56	\$ 2,121.70	\$ 227.33	\$ -	\$ 591.81	\$ 819.14	\$ 69.36	\$ 22.20	\$ 727.58
Lean On Me Properties, LLC	53-09-12-400-050.000-015	2165	1B	N	\$ 218,300	\$ 108,655	\$ 109,645	\$ 1.5790	\$ 2.3198	\$ 1,669.80	\$ 2,563.21	\$ 274.62	\$ -	\$ 618.79	\$ 893.41	\$ 69.36	\$ 22.20	\$ 801.85
Kuznetsov, Josh & Lyudmila	53-09-12-400-039.000-015		1B	N	\$ 213,600	\$ 107,010	\$ 106,590	\$ 1.5790	\$ 2.3198	\$ 1,623.28	\$ 2,507.29	\$ 268.64	\$ -	\$ 615.37	\$ 884.01	\$ 69.36	\$ 22.20	\$ 792.45
Smith, Isaac Michael	53-09-12-400-061.000-015		1B	N	\$ 190,300	\$ 98,855	\$ 91,445	\$ 1.5790	\$ 2.3198	\$ 1,392.64	\$ 2,229.98	\$ 238.92	\$ -	\$ 598.42	\$ 837.34	\$ 69.36	\$ 22.20	\$ 745.78
Thomas, Therron	53-09-12-400-011.000-015	1975	1B	N	\$ 196,200	\$ 139,880	\$ 56,320	\$ 1.5790	\$ 2.3198	\$ 857.72	\$ 1,411.31	\$ 151.20	\$ -	\$ 402.39	\$ 553.59	\$ 69.36	\$ 22.20	\$ 462.03
Sanders, Mitchell H	53-09-12-400-009.000-015		1B	N	\$ 162,000	\$ 88,950	\$ 73,050	\$ 1.5790	\$ 2.3198	\$ 1,112.50	\$ 1,830.56	\$ 196.13	\$ -	\$ 521.93	\$ 718.06	\$ 69.36	\$ 22.20	\$ 626.50
Hildreth, David Clay	53-09-12-400-010.000-015		1B	N	\$ 164,500	\$ 114,785	\$ 49,715	\$ 1.5790	\$ 2.3198	\$ 757.12	\$ 1,245.81	\$ 133.48	\$ -	\$ 355.20	\$ 488.69	\$ 69.36	\$ 22.20	\$ 397.13
Griffin, David Brian Jr & Amber M	53-09-12-400-023.000-015	1759	1B	N	\$ 160,600	\$ 88,460	\$ 72,140	\$ 1.5790	\$ 2.3198	\$ 1,098.64	\$ 1,807.76	\$ 193.69	\$ -	\$ 515.43	\$ 709.12	\$ 69.36	\$ 22.20	\$ 617.56
McGee, Russell J; Solt, Emily Joanne	53-09-13-105-032.000-015		1B	N	\$ 142,800	\$ 82,230	\$ 60,570	\$ 1.5790	\$ 2.3198	\$ 922.44	\$ 1,517.82	\$ 162.62	\$ -	\$ 432.76	\$ 595.38	\$ 69.36	\$ 22.20	\$ 503.82
Trace, Michael E & Jana B	53-09-12-402-043.000-015		1B	N	\$ 172,400	\$ 92,590	\$ 79,810	\$ 1.5790	\$ 2.3198	\$ 1,215.44	\$ 1,999.96	\$ 214.28	\$ -	\$ 570.24	\$ 784.52	\$ 69.36	\$ 22.20	\$ 692.96
Tarbah, Martha W	53-09-12-400-012.000-015	1760	1B	N	\$ 159,400	\$ 88,040	\$ 71,360	\$ 1.5790	\$ 2.3198	\$ 1,086.76	\$ 1,788.21	\$ 191.59	\$ -	\$ 509.86	\$ 701.45	\$ 69.36	\$ 22.20	\$ 609.89
Meadows, Stacy L	53-09-12-400-024.000-015	1734	1B	N	\$ 159,500	\$ 88,075	\$ 71,425	\$ 1.5790	\$ 2.3198	\$ 1,087.76	\$ 1,789.84	\$ 191.77	\$ -	\$ 510.31	\$ 702.08	\$ 69.36	\$ 22.20	\$ 610.52
Dunn, Michael W & Alyssa A	53-09-12-400-040.000-015	1728	1B	N	\$ 163,100	\$ 89,335	\$ 73,765	\$ 1.5790	\$ 2.3198	\$ 1,123.40	\$ 1,848.49	\$ 198.06	\$ -	\$ 527.03	\$ 725.09	\$ 69.36	\$ 22.20	\$ 633.53
Marler, Kwang H	53-09-12-400-051.000-015	1882	1B	N	\$ 159,800	\$ 88,180	\$ 71,620	\$ 1.5790	\$ 2.3198	\$ 1,090.72	\$ 1,794.72	\$ 192.28	\$ -	\$ 511.71	\$ 704.00	\$ 69.36	\$ 22.20	\$ 612.44
Hall, Larry Joe & Rebecca Ethel	53-09-12-400-019.000-015		1B	N	\$ 154,300	\$ 89,735	\$ 55,565	\$ 1.5790	\$ 2.3198	\$ 846.20	\$ 1,392.40	\$ 149.19	\$ -	\$ 397.01	\$ 546.20	\$ 69.36	\$ 22.20	\$ 454.64
Fields, Clinton T & Susan R	53-09-13-400-026.000-015		1B	N	\$ 135,100	\$ 76,535	\$ 58,565	\$ 1.5790	\$ 2.3198	\$ 891.90	\$ 1,467.58	\$ 157.25	\$ -	\$ 418.44	\$ 575.68	\$ 69.36	\$ 14.76	\$ 491.56
Voorhies, Derek P	53-09-13-103-048.000-015		1B	N	\$ 104,300	\$ 68,755	\$ 35,545	\$ 1.5790	\$ 2.3198	\$ 541.32	\$ 890.71	\$ 95.43	\$ -	\$ 253.97	\$ 349.39	\$ 69.36	\$ 22.20	\$ 257.83
Prince, Anthony J	53-09-13-103-049.000-015		1B	N	\$ 151,700	\$ 85,345	\$ 66,355	\$ 1.5790	\$ 2.3198	\$ 1,010.54	\$ 1,662.79	\$ 178.16	\$ -	\$ 474.09	\$ 652.25	\$ 69.36	\$ 14.76	\$ 568.13
Walmart Real Estate Business Trust Prop Tax Dept 8013	53-09-12-400-080.000-015	2204	1B	N	\$ 11,998,200	\$ -	\$ 11,998,200	\$ 1.5790	\$ 2.3198	\$ 189,451.58	\$ 311,733.04	\$ 33,399.97	\$ -	\$ 88,881.49	\$ 122,281.46	\$ -	\$ -	\$ 122,281.46
Murphy Oil USA Inc	53-09-12-400-080.001-015		1B	N	\$ 546,600	\$ -	\$ 546,600	\$ 1.5790	\$ 2.3198	\$ 8,630.80	\$ 14,201.57	\$ 1,521.60	\$ -	\$ 4,049.17	\$ 5,570.77	\$ 69.36	\$ 22.20	\$ 5,479.21
State Of Indiana	53-09-12-402-050.000-015		1B	N	\$ -	\$ -	\$ -	\$ 1.5790	\$ 2.3198	\$ -	\$ -	\$ -	\$ -	\$ -	\$ -	\$ -	\$ -	\$ -
State Of Indiana	53-09-13-101-006.000-015		1B	N	\$ -	\$ -	\$ -	\$ 1.5790	\$ 2.3198	\$ -	\$ -	\$ -	\$ -	\$ -	\$ -	\$ -	\$ -	\$ -
State Of Indiana	53-09-13-101-022.000-015		1B	N	\$ -	\$ -	\$ -	\$ 1.5790	\$ 2.3198	\$ -	\$ -	\$ -	\$ -	\$ -	\$ -	\$ -	\$ -	\$ -
State Of Indiana	53-09-12-400-062.000-015		1B	N	\$ -	\$ -	\$ -	\$ 1.5790	\$ 2.3198	\$ -	\$ -	\$ -	\$ -	\$ -	\$ -	\$ -	\$ -	\$ -
Lavender, Billy Joe & Diana Sue	53-09-13-104-002.000-015		1B	N	\$ 105,900	\$ 69,315	\$ 36,585	\$ 1.5790	\$ 2.3198	\$ 557.16	\$ 916.79	\$ 98.22	\$ -	\$ 261.40	\$ 359.63	\$ 69.36	\$ 14.76	\$ 275.51
Southern, William L & Lisa A	53-09-13-400-002.000-015		1B	N	\$ 106,100	\$ 66,385	\$ 39,715	\$ 1.5790	\$ 2.3198	\$ 604.84	\$ 995.22	\$ 106.63	\$ -	\$ 283.75	\$ 390.38	\$ 69.36	\$ 22.20	\$ 298.82
Milbourn, Barry E	53-09-12-401-002.000-015		1B	N	\$ 134,900	\$ 78,660	\$ 56,240	\$ 1.5790	\$ 2.3198	\$ 856.48	\$ 1,409.31	\$ 151.00	\$ -	\$ 401.83	\$ 552.83	\$ 69.36	\$ 14.76	\$ 468.71
Croy, Roger Lee & Lois A.	53-09-13-104-012.000-015		1B	N	\$ 118,900	\$ 70,760	\$ 48,140	\$ 1.5790	\$ 2.3198	\$ 733.32	\$ 1,206.63	\$ 129.29	\$ -	\$ 344.02	\$ 473.31	\$ 69.36	\$ 14.76	\$ 389.19
Shipley, Kip D & Lindsay J	53-09-12-402-025.000-015		1B	N	\$ 162,200	\$ 88,915	\$ 73,285	\$ 1.5790	\$ 2.3198	\$ 1,116.08	\$ 1,836.45	\$ 196.76	\$ -	\$ 523.61	\$ 720.37	\$ 69.36	\$ 14.76	\$ 636.25
Doub, William E & Marilyn Sue	53-09-13-103-057.000-015		1B	N	\$ 128,500	\$ 88,225	\$ 40,275	\$ 1.5790	\$ 2.3198	\$ 208.06	\$ 212.22	\$ -	\$ -	\$ 4.16	\$ 4.16	\$ 69.36	\$ 22.20	\$ (87.40)
Cashman, Geoffrey A & Katherine C	53-09-13-104-016.000-015		1B	N	\$ 117,300	\$ 73,305	\$ 43,995	\$ 1.5790	\$ 2.3198	\$ 670.00	\$ 1,102.46	\$ 118.11	\$ -	\$ 314.35	\$ 432.46	\$ 69.36	\$ 14.76	\$ 348.34
Cuttlill, William Joseph Revocable Trust	53-09-13-103-079.000-015		1B	N	\$ 174,000	\$ 90,150	\$ 83,850	\$ 1.5790	\$ 2.3198	\$ 1,276.96	\$ 2,039.24	\$ 218.49	\$ -	\$ 543.79	\$ 762.28	\$ 69.36	\$ 22.20	\$ 670.72
Weisman, Jon	53-09-12-401-014.000-015		1B	N	\$ 102,000	\$ -	\$ 102,000	\$ 1.5790	\$ 2.3198	\$ 1,610.58	\$ 2,394.81	\$ 256.59	\$ -	\$ 527.65	\$ 784.23	\$ 69.36	\$ 14.76	\$ 700.11
Brawthen, Daryl R & Janet L	53-09-13-103-045.000-015		1B	N	\$ 128,100	\$ 73,980	\$ 54,120	\$ 1.5790	\$ 2.3198	\$ 824.38	\$ 1,356.46	\$ 145.33	\$ -	\$ 386.75	\$ 532.08	\$ 69.36	\$ 22.20	\$ 440.52
Hanratty, William P & Pamela L	53-09-13-101-059.000-015		1B	N	\$ 133,200	\$ 75,870	\$ 57,330	\$ 1.5790	\$ 2.3198	\$ 873.08	\$ 1,436.64	\$ 153.93	\$ -	\$ 409.62	\$ 563.56	\$ 69.36	\$ 14.76	\$ 479.44
Scank, Florence T	53-09-13-103-016.000-015		1B	N	\$ 159,000	\$ 98,515	\$ 60,485	\$ 1.5790	\$ 2.3198	\$ 502.72	\$ 512.77	\$ -	\$ -	\$ 10.05	\$ 10.05	\$ 69.36	\$ 14.76	\$ (74.07)
Coffey, Joshua Daniel & Lori Beth	53-09-12-402-046.000-015		1B	N	\$ 151,100	\$ 85,135	\$ 65,965	\$ 1.5790	\$ 2.3198	\$ 1,004.60	\$ 1,653.02	\$ 177.11	\$ -	\$ 471.31	\$ 648.42	\$ 69.36	\$ 22.20	\$ 556.86
Bryniarski, Joseph & Jill D	53-09-12-402-034.000-015		1B	N	\$ 188,400	\$ 95,190	\$ 93,210	\$ 1.5790	\$ 2.3198	\$ 1,419.52	\$ 2,210.61	\$ 236.85	\$ -	\$ 554.24	\$ 791.09	\$ 69.36	\$ 14.76	\$ 706.97
Hill, Christopher Lewis	53-09-13-105-017.000-015	1652	1B	N	\$ 129,900	\$ 77,715	\$ 52,185	\$ 1.5790	\$ 2.3198	\$ 794.74	\$ 1,307.70	\$ 140.11	\$ -	\$ 372.86	\$ 512.96	\$ 69.36	\$ 22.20	\$ 421.40
Conner, Tim & Dana King	53-09-13-105-028.000-015		1B	N	\$ 150,100	\$ -	\$ 150,100	\$ 1.5790	\$ 2.3198	\$ 2,370.08	\$ 3,526.63	\$ 377.85	\$ -	\$ 778.70	\$ 1,156.55	\$ 69.36	\$ 22.20	\$ 1,064.99
Workman, Glen E	53-09-13-105-013.000-015		1B	N	\$ 139,500	\$ 81,075	\$ 58,425	\$ 1.5790	\$ 2.3198	\$ 889.76	\$ 1,464.07	\$ 156.86	\$ -	\$ 417.45	\$ 574.31	\$ 69.36	\$ 22.20	\$ 482.75
Carter, Jeffrey H. & Anita M.	53-09-13-105-008.000-015	1095	1B	N	\$ 128,200	\$ 76,945	\$ 51,255	\$ 1.5790	\$ 2.3198	\$ 780.58	\$ 1,284.41	\$ 137.62	\$ -	\$ 366.21	\$ 503.83	\$ 69.36	\$ 14.76	\$ 419.71

City of Bloomington

Area #1B: South-West Annexation Area - Tax Impacts Analysis



Note (1): This section shows the inc/(dec) in tax bills due to differences between township fire protection rates and the Monroe Fire Protection District fire rate

Owner Name	Parcel #	Waiver	Annexation Area	AG	2020 Pay 2021 Gross AV	2020 Pay 2021 Deductions /Exemptions	2020 Pay 2021 NAV	Pre-Annex 2020 Pay 2021 Prop Tax Rate	Post-Annex Prop Tax Rate	Pre-Annex Tax Bill	Post-Annex Tax Bill	Net Tax Bill Increase Due Solely to AV Growth (12% - Aggregate over 4 years)	Net Tax Bill Increase Due to Difference Between Fire Rates (1)	Net Tax Bill Increase Due to Annexation	Total Post-Annexation Net Tax Bill Increase	Benefit 1 Yearly Sewer Bill Savings (@ 4000 Gal/Month)	Benefit 2 Yearly Fire Protection (Water Surcharge) Savings	Post-Annex Tax Bill Inc/(Dec) Net of Benefits
Albertson, Johnny D Jr & Angela M	53-09-13-105-021.000-015		1B	N	\$ 120,700	\$ -	\$ 120,700	\$ 1.5790	\$ 2.3198	\$ 1,905.84	\$ 2,833.86	\$ 303.63	\$ -	\$ 624.39	\$ 928.02	\$ 69.36	\$ 22.20	\$ 836.46
Treadway, Venetta Lyvon	53-09-13-105-025.000-015		1B	N	\$ 123,000	\$ 86,300	\$ 36,700	\$ 1.5790	\$ 2.3198	\$ 260.70	\$ 265.91	\$ -	\$ -	\$ 5.21	\$ 5.21	\$ 69.36	\$ 14.76	\$ (78.91)
Kortus, Joseph Ardwin & Renee P	53-09-13-107-044.000-015		1B	N	\$ 161,900	\$ 88,915	\$ 72,985	\$ 1.5790	\$ 2.3198	\$ 582.70	\$ 1,828.93	\$ 195.95	\$ -	\$ 1,050.28	\$ 1,246.23	\$ 69.36	\$ 22.20	\$ 1,154.67
Thornberry, Lori B Trust	53-09-13-107-035.000-015	1167	1B	N	\$ 161,800	\$ -	\$ 161,800	\$ 1.5790	\$ 2.3198	\$ 2,554.82	\$ 3,802.59	\$ 407.42	\$ -	\$ 840.35	\$ 1,247.77	\$ 69.36	\$ 22.20	\$ 1,156.21
McClung, Brian M & Stephanie C Ems-McClung	53-09-13-107-020.000-015	1036	1B	N	\$ 133,700	\$ 78,870	\$ 54,830	\$ 1.5790	\$ 2.3198	\$ 835.04	\$ 1,374.00	\$ 147.22	\$ -	\$ 391.74	\$ 538.96	\$ 69.36	\$ 14.76	\$ 454.84
Ice, Terry L.	53-09-13-107-038.000-015	1056	1B	N	\$ 124,200	\$ 75,720	\$ 48,480	\$ 1.5790	\$ 2.3198	\$ 738.32	\$ 1,214.88	\$ 130.17	\$ -	\$ 346.38	\$ 476.56	\$ 69.36	\$ 22.20	\$ 385.00
Homhual, Tanintorn & Kitt	53-09-13-107-054.000-015	1098	1B	N	\$ 156,300	\$ 86,780	\$ 69,520	\$ 1.5790	\$ 2.3198	\$ 1,058.74	\$ 1,742.10	\$ 186.65	\$ -	\$ 496.71	\$ 683.36	\$ 69.36	\$ 14.76	\$ 599.24
Johns, Matthew C	53-09-13-107-024.000-015	1199	1B	N	\$ 157,200	\$ 87,270	\$ 69,930	\$ 1.5790	\$ 2.3198	\$ 1,064.98	\$ 1,752.39	\$ 187.76	\$ -	\$ 499.64	\$ 687.41	\$ -	\$ -	\$ 687.41
McCracken, Linda O	53-09-13-107-025.000-015		1B	N	\$ 136,600	\$ -	\$ 136,600	\$ 1.5790	\$ 2.3198	\$ 2,156.92	\$ 3,207.17	\$ 343.63	\$ -	\$ 706.63	\$ 1,050.25	\$ -	\$ -	\$ 1,050.25
Tasker, Andrew; Forney, Caelan P	53-09-13-107-010.000-015	1788	1B	N	\$ 137,000	\$ 80,200	\$ 56,800	\$ 1.5790	\$ 2.3198	\$ 865.02	\$ 1,423.35	\$ 152.50	\$ -	\$ 405.83	\$ 558.33	\$ -	\$ -	\$ 558.33
Stewart, Robert A	53-09-13-107-003.000-015		1B	N	\$ 139,300	\$ 80,515	\$ 58,785	\$ 1.5790	\$ 2.3198	\$ 895.26	\$ 1,473.09	\$ 157.83	\$ -	\$ 420.01	\$ 577.83	\$ -	\$ -	\$ 577.83
Ek, James A Jr & Patricia G	53-09-13-107-019.000-015		1B	N	\$ 128,100	\$ 74,085	\$ 54,015	\$ 1.5790	\$ 2.3198	\$ 822.60	\$ 1,353.56	\$ 145.03	\$ -	\$ 385.93	\$ 530.96	\$ 69.36	\$ 14.76	\$ 446.84
Crabtree, Paul & McCullough, McKenzi	53-09-13-105-022.000-015	1018	1B	N	\$ 133,800	\$ 79,080	\$ 54,720	\$ 1.5790	\$ 2.3198	\$ 833.36	\$ 1,371.23	\$ 146.91	\$ -	\$ 390.96	\$ 537.87	\$ 69.36	\$ 22.20	\$ 446.31
Pettler, Zoe C; Khurana, Shaun V	53-09-13-103-013.000-015		1B	N	\$ 111,900	\$ 71,415	\$ 40,485	\$ 1.5790	\$ 2.3198	\$ 616.56	\$ 1,014.51	\$ 108.69	\$ -	\$ 289.26	\$ 397.95	\$ 69.36	\$ 14.76	\$ 313.83
Williams, Richard E & Linda & Williams, April R	53-09-13-011-010.000-015		1B	N	\$ 172,500	\$ 131,410	\$ 41,090	\$ 1.5790	\$ 2.3198	\$ 625.76	\$ 1,029.68	\$ 110.33	\$ -	\$ 293.59	\$ 403.92	\$ -	\$ -	\$ 403.92
Goodwin, Mary Frances	53-09-13-107-009.000-015		1B	N	\$ 113,500	\$ 82,625	\$ 30,875	\$ 1.5790	\$ 2.3198	\$ 151.28	\$ 154.31	\$ -	\$ -	\$ 3.03	\$ 3.03	\$ -	\$ -	\$ 3.03
O'Dell, Delia J	53-09-13-107-037.000-015		1B	N	\$ 129,600	\$ 77,225	\$ 52,375	\$ 1.5790	\$ 2.3198	\$ 797.64	\$ 1,312.46	\$ 140.62	\$ -	\$ 374.20	\$ 514.82	\$ -	\$ -	\$ 514.82
Gruelich, Benjamin M & Kristen N	53-09-13-107-022.000-015		1B	N	\$ 129,800	\$ 77,680	\$ 52,120	\$ 1.5790	\$ 2.3198	\$ 242.06	\$ 1,306.07	\$ 139.93	\$ -	\$ 924.09	\$ 1,064.01	\$ -	\$ -	\$ 1,064.01
Smith, William E III	53-09-13-107-014.000-015		1B	N	\$ 135,400	\$ 79,640	\$ 55,760	\$ 1.5790	\$ 2.3198	\$ 849.18	\$ 1,397.28	\$ 149.70	\$ -	\$ 398.39	\$ 548.10	\$ -	\$ -	\$ 548.10
Haium, David L & Cheryl D; Denk, William Thomas Burnham; w/l/e Haium, David L &	53-09-13-107-017.000-015	1201	1B	N	\$ 117,100	\$ 73,235	\$ 43,865	\$ 1.5790	\$ 2.3198	\$ 668.04	\$ 1,099.21	\$ 117.78	\$ -	\$ 313.40	\$ 431.17	\$ -	\$ -	\$ 431.17
Myers, Daniel	53-09-13-107-031.000-015		1B	N	\$ 151,700	\$ 85,170	\$ 66,530	\$ 1.5790	\$ 2.3198	\$ 1,013.20	\$ 1,667.18	\$ 178.63	\$ -	\$ 475.34	\$ 653.98	\$ -	\$ -	\$ 653.98
Hernandez, Laura V	53-09-13-107-049.000-015	1168	1B	N	\$ 148,700	\$ 84,295	\$ 64,405	\$ 1.5790	\$ 2.3198	\$ 980.84	\$ 1,613.94	\$ 172.93	\$ -	\$ 460.17	\$ 633.10	\$ 69.36	\$ 22.20	\$ 541.54
Burcham, Jordan T & Hannah L	53-09-13-107-050.000-015	1136	1B	N	\$ 163,900	\$ 88,740	\$ 75,160	\$ 1.5790	\$ 2.3198	\$ 1,144.64	\$ 1,883.44	\$ 201.79	\$ -	\$ 537.00	\$ 738.80	\$ 69.36	\$ 22.20	\$ 647.24
Anderson, Greg D & Elaine K	53-09-13-107-013.000-015		1B	N	\$ 144,500	\$ 82,825	\$ 61,675	\$ 1.5790	\$ 2.3198	\$ 939.28	\$ 1,545.52	\$ 165.59	\$ -	\$ 440.65	\$ 606.24	\$ 69.36	\$ 14.76	\$ 522.12
Sparks, Patrick W & Janice M	53-09-13-107-008.000-015	1753	1B	N	\$ 124,600	\$ 75,860	\$ 48,740	\$ 1.5790	\$ 2.3198	\$ 478.84	\$ 1,221.38	\$ 130.87	\$ -	\$ 611.67	\$ 742.54	\$ 69.36	\$ 22.20	\$ 650.98
Gray, Rhonda S & George P	53-09-13-107-023.000-015		1B	N	\$ 168,800	\$ 91,330	\$ 77,470	\$ 1.5790	\$ 2.3198	\$ 1,179.80	\$ 1,941.31	\$ 207.99	\$ -	\$ 553.52	\$ 761.51	\$ 69.36	\$ 14.76	\$ 677.39
Pierce, Karen J	53-09-13-107-047.000-015		1B	N	\$ 144,700	\$ 82,895	\$ 61,805	\$ 1.5790	\$ 2.3198	\$ 941.24	\$ 1,548.77	\$ 165.95	\$ -	\$ 441.59	\$ 607.53	\$ 69.36	\$ 37.08	\$ 501.09
Lane, Roger D & Marilyn K	53-09-13-103-078.000-015		1B	N	\$ 86,600	\$ 59,560	\$ 27,040	\$ 1.5790	\$ 2.3198	\$ 411.80	\$ 677.60	\$ 72.60	\$ -	\$ 193.20	\$ 265.80	\$ -	\$ -	\$ 265.80
Rose, Charity F	53-09-13-101-037.000-015		1B	N	\$ 132,600	\$ 78,660	\$ 53,940	\$ 1.5790	\$ 2.3198	\$ 821.46	\$ 1,351.68	\$ 144.83	\$ -	\$ 385.39	\$ 530.22	\$ 69.36	\$ 14.76	\$ 446.10
Emery, Scott W. & Kathy D.	53-09-13-107-007.000-015		1B	N	\$ 145,600	\$ 83,210	\$ 62,390	\$ 1.5790	\$ 2.3198	\$ 950.16	\$ 1,563.44	\$ 167.52	\$ -	\$ 445.77	\$ 613.28	\$ 69.36	\$ 14.76	\$ 529.16
Hackler, Lisa Kay	53-09-13-105-034.000-015		1B	N	\$ 115,000	\$ 69,500	\$ 45,500	\$ 1.5790	\$ 2.3198	\$ 692.92	\$ 1,140.19	\$ 122.16	\$ -	\$ 325.11	\$ 447.27	\$ 69.36	\$ 22.20	\$ 355.71
Aguinaga, Andrew K	53-09-13-105-009.000-015		1B	N	\$ 122,800	\$ 100,190	\$ 22,610	\$ 1.5790	\$ 2.3198	\$ 344.32	\$ 566.58	\$ 60.70	\$ -	\$ 161.56	\$ 222.26	\$ 69.36	\$ 22.20	\$ 130.70
Warthan, Joanie	53-09-12-402-024.000-015		1B	N	\$ 68,300	\$ 64,542	\$ 3,758	\$ 1.5790	\$ 2.3198	\$ 42.96	\$ 43.82	\$ -	\$ -	\$ 0.86	\$ 0.86	\$ 69.36	\$ 22.20	\$ (90.70)
Branigin, Sean & Patricia	53-09-13-101-034.000-015		1B	N	\$ 114,100	\$ 69,185	\$ 44,915	\$ 1.5790	\$ 2.3198	\$ 684.02	\$ 1,125.52	\$ 120.60	\$ -	\$ 320.91	\$ 441.50	\$ -	\$ -	\$ 441.50
Morris, Jackie L & Kathy J	53-09-13-101-062.000-015		1B	N	\$ 107,300	\$ 107,300	\$ -	\$ 1.5790	\$ 2.3198	\$ -	\$ -	\$ -	\$ -	\$ -	\$ -	\$ 69.36	\$ 22.20	\$ (91.56)
Dunbar, Ralph Everett & Debra Ellen	53-09-13-102-010.000-015		1B	N	\$ 123,600	\$ 75,405	\$ 48,195	\$ 1.5790	\$ 2.3198	\$ 733.98	\$ 1,207.72	\$ 129.39	\$ -	\$ 344.35	\$ 473.74	\$ 69.36	\$ 14.76	\$ 389.62
Coats, Amanda	53-09-13-105-012.000-015		1B	N	\$ 127,500	\$ 76,875	\$ 50,625	\$ 1.5790	\$ 2.3198	\$ 770.98	\$ 1,268.61	\$ 135.92	\$ -	\$ 361.70	\$ 497.63	\$ 69.36	\$ 14.76	\$ 413.51
Reilly, Michalene & Hollon, Tracy A	53-09-12-402-040.000-015		1B	N	\$ 181,600	\$ 95,810	\$ 85,790	\$ 1.5790	\$ 2.3198	\$ 1,306.52	\$ 2,126.45	\$ 227.84	\$ -	\$ 592.10	\$ 819.93	\$ 69.36	\$ 14.76	\$ 735.81
Murray, Catherine Lenore	53-09-13-103-028.000-015		1B	N	\$ 130,100	\$ 74,785	\$ 55,315	\$ 1.5790	\$ 2.3198	\$ 842.40	\$ 1,386.14	\$ 148.52	\$ -	\$ 395.22	\$ 543.74	\$ 69.36	\$ 14.76	\$ 459.62
Loewenthal, Serena Y. & U. Tamara	53-09-13-103-009.000-015		1B	N	\$ 127,500	\$ 76,875	\$ 50,625	\$ 1.5790	\$ 2.3198	\$ 770.98	\$ 1,268.61	\$ 135.92	\$ -	\$ 361.70	\$ 497.63	\$ 69.36	\$ 22.20	\$ 406.07
Raper, David W	53-09-13-104-008.000-015		1B	N	\$ 133,100	\$ -	\$ 133,100	\$ 1.5790	\$ 2.3198	\$ 2,101.64	\$ 3,125.00	\$ 334.82	\$ -	\$ 688.54	\$ 1,023.36	\$ 69.36	\$ 22.20	\$ 931.80
Algood, Zechariah J	53-09-12-402-030.000-015	1166	1B	N	\$ 159,300	\$ 88,005	\$ 71,295	\$ 1.5790	\$ 2.3198	\$ 1,085.76	\$ 1,786.57	\$ 191.41	\$ -	\$ 509.40	\$ 700.81	\$ 69.36	\$ 14.76	\$ 616.69
Temple, Thomas G. & Karen	53-09-13-107-052.000-015		1B	N	\$ 156,500	\$ 84,025	\$ 72,475	\$ 1.5790	\$ 2.3198	\$ 1,103.74	\$ 1,816.15	\$ 194.59	\$ -	\$ 517.82	\$ 712.41	\$ 69.36	\$ 14.76	\$ 628.29
Wright, Jillian	53-09-13-101-017.000-015		1B	N	\$ 123,900	\$ 75,615	\$ 48,285	\$ 1.5790	\$ 2.3198	\$ 735.36	\$ 1,209.98	\$ 129.64	\$ -	\$ 344.98	\$ 474.62	\$ -	\$ -	\$ 474.62
Banks, Bryan T & Natalie D	53-09-12-402-003.000-015	2470	1B	N	\$ 129,900	\$ 77,715	\$ 52,185	\$ 1.5790	\$ 2.3198	\$ 794.74	\$ 1,307.70	\$ 140.11	\$ -	\$ 372.86	\$ 512.96	\$ 69.36	\$ 14.76	\$ 428.84
White, Eric & Heather	53-09-12-402-041.000-015		1B	N	\$ 238,000	\$ 104,245	\$ 133,755	\$ 1.5790	\$ 2.3198	\$ 2,053.42	\$ 3,177.77	\$ 340.48	\$ -	\$ 783.87	\$ 1,124.35	\$ 69.36	\$ 22.20	\$ 1,032.79
Maxson, Michael	53-09-13-104-036.000-015		1B	N	\$ 130,500	\$ 77,925	\$ 52,575	\$ 1.5790	\$ 2.3198	\$ 800.68	\$ 1,317.48	\$ 141.16	\$ -	\$ 375.64	\$ 516.80	\$ 69.36	\$ 14.76	\$ 432.68
Mitchell, Vaughn G	53-09-13-107-004.000-015		1B	N	\$ 145,600	\$ 83,210	\$ 62,390	\$ 1.5790	\$ 2.3198	\$ 950.16	\$ 1,563.44	\$ 167.52	\$ -	\$ 445.77	\$ 613.28	\$ 69.36	\$ 22.20	\$ 521.72
Oxley, Francis C. III & Jane	53-09-13-107-036.000-015		1B	N	\$ 166,700	\$ 90,595	\$ 76,105	\$ 1.5790	\$ 2.3198	\$ 1,159.04	\$ 1,907.13	\$ 204.34	\$ -	\$ 543.75	\$ 748.09	\$ 69.36	\$ 14.76	\$ 663.97

City of Bloomington

Area #1B: South-West Annexation Area - Tax Impacts Analysis

Note (1): This section shows the inc/(dec) in tax bills due to differences between township fire protection rates and the Monroe Fire Protection District fire rate

Owner Name	Parcel #	Waiver	Annexation Area	AG	2020 Pay 2021 Gross AV	2020 Pay 2021 Deductions /Exemptions	2020 Pay 2021 NAV	Pre-Annex 2020 Pay 2021 Prop Tax Rate	Post-Annex Prop Tax Rate	Pre-Annex Tax Bill	Post-Annex Tax Bill	Net Tax Bill Increase Due Solely to AV Growth (12% - Aggregate over 4 years)	Net Tax Bill Increase Due to Difference Between Fire Rates (1)	Net Tax Bill Increase Due to Annexation	Total Post-Annexation Net Tax Bill Increase	Benefit 1 Yearly Sewer Bill Savings (@ 4000 Gal/Month)	Benefit 2 Yearly Fire Protection (Water Surcharge) Savings	Post-Annex Tax Bill Inc/(Dec) Net of Benefits
Borecky, Diana	53-09-13-107-001.000-015		1B	N	\$ 171,700	\$ 92,345	\$ 79,355	\$ 1.5790	\$ 2.3198	\$ 1,208.52	\$ 1,988.56	\$ 213.07	\$ -	\$ 566.97	\$ 780.04	\$ 69.36	\$ 22.20	\$ 688.48
Head-Newsome, Jessica & Head, Christopher	53-09-13-107-029.000-015	1159	1B	N	\$ 199,100	\$ 101,410	\$ 97,690	\$ 1.5790	\$ 2.3198	\$ 1,487.76	\$ 2,318.49	\$ 248.41	\$ -	\$ 582.32	\$ 830.73	\$ 69.36	\$ 22.20	\$ 739.17
Rea, Dan L & Gail Bridges-Rea Trust	53-09-13-107-040.000-015	1064	1B	N	\$ 235,000	\$ 110,415	\$ 124,585	\$ 1.5790	\$ 2.3198	\$ 1,899.08	\$ 2,808.85	\$ 300.94	\$ -	\$ 608.82	\$ 909.77	\$ 69.36	\$ 14.76	\$ 825.65
Underwood, John F & Elaine K	53-09-13-107-033.000-015		1B	N	\$ 143,600	\$ 93,510	\$ 50,090	\$ 1.5790	\$ 2.3198	\$ 319.44	\$ 325.83	\$ -	\$ -	\$ 6.39	\$ 6.39	\$ 69.36	\$ 14.76	\$ (77.73)
Francis, Jason R & Marcie A	53-09-13-107-021.000-015		1B	N	\$ 198,800	\$ 101,655	\$ 97,145	\$ 1.5790	\$ 2.3198	\$ 1,479.44	\$ 2,325.73	\$ 249.18	\$ -	\$ 597.11	\$ 846.29	\$ 69.36	\$ 14.76	\$ 762.17
Libby, Seth A; Danilova-Libby, Elizaveta	53-09-13-107-011.000-015		1B	N	\$ 143,100	\$ 82,335	\$ 60,765	\$ 1.5790	\$ 2.3198	\$ 925.40	\$ 1,522.72	\$ 163.15	\$ -	\$ 434.17	\$ 597.32	\$ 69.36	\$ 14.76	\$ 513.20
Sterrett, Joseph N & Sheila R	53-09-13-106-034.000-015		1B	N	\$ 130,500	\$ 77,925	\$ 52,575	\$ 1.5790	\$ 2.3198	\$ 800.68	\$ 1,317.48	\$ 141.16	\$ -	\$ 375.64	\$ 516.80	\$ 69.36	\$ 22.20	\$ 425.24
Helms, Dennis & Sheila A.	53-09-13-106-005.000-015		1B	N	\$ 148,700	\$ 80,945	\$ 67,755	\$ 1.5790	\$ 2.3198	\$ 1,032.42	\$ 1,698.81	\$ 182.02	\$ -	\$ 484.36	\$ 666.39	\$ 69.36	\$ 22.20	\$ 574.83
Jacobs, Melanee	53-09-13-106-019.000-015		1B	N	\$ 123,400	\$ 75,440	\$ 47,960	\$ 1.5790	\$ 2.3198	\$ 730.40	\$ 1,201.83	\$ 128.76	\$ -	\$ 342.67	\$ 471.43	\$ 69.36	\$ 22.20	\$ 379.87
Wilkerson, Adrienne M & Brad	53-09-13-106-004.000-015		1B	N	\$ 139,500	\$ 81,075	\$ 58,425	\$ 1.5790	\$ 2.3198	\$ 889.76	\$ 1,464.07	\$ 156.86	\$ -	\$ 417.45	\$ 574.31	\$ 69.36	\$ 22.20	\$ 482.75
Witthoft, Dylan C & Madison J	53-09-13-400-032.000-015	1186	1B	N	\$ 134,600	\$ 79,255	\$ 55,345	\$ 1.5790	\$ 2.3198	\$ 842.88	\$ 1,386.89	\$ 148.59	\$ -	\$ 395.42	\$ 544.01	\$ 69.36	\$ 14.76	\$ 459.89
Burks, Frederick	53-09-13-406-006.000-015	1220	1B	N	\$ 176,000	\$ 63,050	\$ 112,950	\$ 1.5790	\$ 2.3198	\$ 1,767.80	\$ 2,763.28	\$ 296.07	\$ -	\$ 699.41	\$ 995.48	\$ -	\$ -	\$ 995.48
Southern, Carol S	53-09-13-406-001.000-015	1186	1B	N	\$ 144,800	\$ 82,930	\$ 61,870	\$ 1.5790	\$ 2.3198	\$ 942.24	\$ 1,550.40	\$ 166.11	\$ -	\$ 442.05	\$ 608.16	\$ 69.36	\$ 14.76	\$ 524.04
Jenkins, Cameron H	53-09-13-406-004.000-015	1186	1B	N	\$ 137,200	\$ 80,270	\$ 56,930	\$ 1.5790	\$ 2.3198	\$ 867.00	\$ 1,426.62	\$ 152.86	\$ -	\$ 406.76	\$ 559.62	\$ 69.36	\$ 14.76	\$ 475.50
Humphrey, Jeffrey L & Tina L.	53-09-13-406-005.000-015	1186	1B	N	\$ 118,900	\$ 3,000	\$ 115,900	\$ 1.5790	\$ 2.3198	\$ 1,830.06	\$ 2,788.37	\$ 298.75	\$ -	\$ 659.55	\$ 958.31	\$ 69.36	\$ 14.76	\$ 874.19
Waggoner, Kody L	53-09-13-406-002.000-015	1186	1B	N	\$ 154,600	\$ 86,360	\$ 68,240	\$ 1.5790	\$ 2.3198	\$ 1,039.24	\$ 1,710.04	\$ 183.22	\$ -	\$ 487.57	\$ 670.80	\$ 69.36	\$ 22.20	\$ 579.24
Kirby, Karen F & Ludwig, Jennifer	53-09-13-406-003.000-015	1186	1B	N	\$ 170,400	\$ 91,225	\$ 79,175	\$ 1.5790	\$ 2.3198	\$ 1,205.76	\$ 1,972.59	\$ 211.35	\$ -	\$ 555.49	\$ 766.83	\$ 69.36	\$ 14.76	\$ 682.71
Groff, George T. & Sharon Sue	53-09-13-106-011.000-015		1B	N	\$ 165,900	\$ 87,315	\$ 78,585	\$ 1.5790	\$ 2.3198	\$ 1,196.80	\$ 1,942.83	\$ 208.16	\$ -	\$ 537.88	\$ 746.03	\$ 69.36	\$ 14.76	\$ 661.91
Brown, Chad Austin Irrevocable Trust	53-09-13-106-026.000-015		1B	N	\$ 130,100	\$ -	\$ 130,100	\$ 1.5790	\$ 2.3198	\$ 2,054.28	\$ 3,054.56	\$ 327.27	\$ -	\$ 673.01	\$ 1,000.28	\$ 69.36	\$ 22.20	\$ 908.72
Hatten, Arcelita R	53-09-13-106-029.000-015		1B	N	\$ 117,200	\$ 73,270	\$ 43,930	\$ 1.5790	\$ 2.3198	\$ 669.02	\$ 1,100.86	\$ 117.96	\$ -	\$ 313.88	\$ 431.84	\$ 69.36	\$ 22.20	\$ 340.28
Simpson, David & Cynthia	53-09-13-106-030.000-015		1B	N	\$ 129,900	\$ 77,715	\$ 52,185	\$ 1.5790	\$ 2.3198	\$ 794.74	\$ 1,307.70	\$ 140.11	\$ -	\$ 372.86	\$ 512.96	\$ 69.36	\$ 22.20	\$ 421.40
Cummings, Robert & Sandra	53-09-13-106-040.000-015		1B	N	\$ 175,200	\$ 118,530	\$ 56,670	\$ 1.5790	\$ 2.3198	\$ 863.04	\$ 1,420.08	\$ 152.14	\$ -	\$ 404.90	\$ 557.04	\$ 69.36	\$ 14.76	\$ 472.92
Zahora, Linda J	53-09-13-106-037.000-015		1B	N	\$ 135,000	\$ 101,460	\$ 33,540	\$ 1.5790	\$ 2.3198	\$ 510.80	\$ 840.48	\$ 90.06	\$ -	\$ 239.62	\$ 329.68	\$ 69.36	\$ 37.08	\$ 223.24
Shride, James E & Amber L	53-09-13-106-041.000-015	1653	1B	N	\$ 114,600	\$ 72,360	\$ 42,240	\$ 1.5790	\$ 2.3198	\$ 643.28	\$ 1,058.49	\$ 113.41	\$ -	\$ 301.80	\$ 415.21	\$ 69.36	\$ 14.76	\$ 331.09
Eyer, Evan & Emily	53-09-13-106-009.000-015		1B	N	\$ 149,400	\$ 84,540	\$ 64,860	\$ 1.5790	\$ 2.3198	\$ 987.76	\$ 1,625.32	\$ 174.14	\$ -	\$ 463.42	\$ 637.56	\$ 69.36	\$ 14.76	\$ 553.44
Lennon, Phillip Paul	53-09-13-103-005.000-015		1B	N	\$ 106,000	\$ 69,350	\$ 36,650	\$ 1.5790	\$ 2.3198	\$ 588.16	\$ 918.41	\$ 98.40	\$ -	\$ 261.85	\$ 360.25	\$ 69.36	\$ 14.76	\$ 276.13
Clough, Jon E. & Jayma S.	53-09-13-101-005.000-015		1B	N	\$ 123,600	\$ 75,510	\$ 48,090	\$ 1.5790	\$ 2.3198	\$ 732.36	\$ 1,205.08	\$ 129.12	\$ -	\$ 343.60	\$ 472.72	\$ 69.36	\$ 14.76	\$ 388.60
McRae, Muri G & Margaret S	53-09-13-103-074.000-015		1B	N	\$ 111,900	\$ 68,415	\$ 43,485	\$ 1.5790	\$ 2.3198	\$ 662.24	\$ 1,089.69	\$ 116.75	\$ -	\$ 310.70	\$ 427.45	\$ 69.36	\$ 14.76	\$ 343.33
Nunez, Adam R	53-09-13-101-004.000-015		1B	N	\$ 127,600	\$ 76,910	\$ 50,690	\$ 1.5790	\$ 2.3198	\$ 771.98	\$ 1,270.25	\$ 136.10	\$ -	\$ 362.17	\$ 498.27	\$ -	\$ -	\$ 498.27
Eads, Forrest W & Betty J Trust	53-09-12-401-010.000-015		1B	N	\$ 161,800	\$ 102,880	\$ 58,920	\$ 1.5790	\$ 2.3198	\$ 595.16	\$ 607.06	\$ -	\$ -	\$ 11.90	\$ 11.90	\$ 69.36	\$ 14.76	\$ (72.22)
Fish, Joshua A & Chrystal R	53-09-13-103-038.000-015		1B	N	\$ 112,700	\$ 71,170	\$ 41,530	\$ 1.5790	\$ 2.3198	\$ 632.48	\$ 1,040.71	\$ 111.51	\$ -	\$ 296.71	\$ 408.23	\$ 69.36	\$ 14.76	\$ 324.11
Slowik, Gregg A & Brock , Pamela J	53-09-13-407-020.000-015		1B	N	\$ 109,500	\$ 70,575	\$ 38,925	\$ 1.5790	\$ 2.3198	\$ 592.80	\$ 975.42	\$ 104.51	\$ -	\$ 278.11	\$ 382.62	\$ 69.36	\$ 22.20	\$ 291.06
Alexander, James W. & Emily R.	53-09-13-107-026.000-015		1B	N	\$ 149,800	\$ 81,190	\$ 68,610	\$ 1.5790	\$ 2.3198	\$ 1,045.68	\$ 1,720.58	\$ 184.34	\$ -	\$ 490.56	\$ 674.90	\$ -	\$ -	\$ 674.90
Eaton, Stewart A.	53-09-12-401-013.000-015		1B	N	\$ 34,300	\$ 34,300	\$ -	\$ 1.5790	\$ 2.3198	\$ -	\$ -	\$ -	\$ -	\$ -	\$ -	\$ 69.36	\$ 14.76	\$ (84.12)
Cheng, Sarah Sui Yuk	53-09-13-101-019.000-015		1B	N	\$ 149,500	\$ 80,665	\$ 68,835	\$ 1.5790	\$ 2.3198	\$ 1,049.76	\$ 1,727.33	\$ 185.07	\$ -	\$ 492.50	\$ 677.57	\$ 69.36	\$ 22.20	\$ 586.01
Feitl, Marc	53-09-13-101-043.000-015		1B	N	\$ 110,700	\$ 70,995	\$ 39,705	\$ 1.5790	\$ 2.3198	\$ 604.68	\$ 994.98	\$ 106.61	\$ -	\$ 283.69	\$ 390.30	\$ 69.36	\$ 22.20	\$ 298.74
Talbott, Darlene J Revocable Living Trust	53-09-13-105-037.000-015		1B	N	\$ 126,600	\$ 87,525	\$ 39,075	\$ 1.5790	\$ 2.3198	\$ 453.28	\$ 462.35	\$ -	\$ -	\$ 9.07	\$ 9.07	\$ 69.36	\$ 14.76	\$ (75.05)
Thomas, Kenneth Walter & Harriet	53-09-13-400-072.000-015		1B	N	\$ 138,200	\$ 116,580	\$ 21,620	\$ 1.5790	\$ 2.3198	\$ 329.26	\$ 541.77	\$ 58.04	\$ -	\$ 154.47	\$ 212.51	\$ 69.36	\$ 14.76	\$ 128.39
Huff, James W	53-09-12-400-004.000-015	1112	1B	N	\$ 111,800	\$ 71,345	\$ 40,455	\$ 1.5790	\$ 2.3198	\$ 616.10	\$ 1,013.78	\$ 108.63	\$ -	\$ 289.05	\$ 397.68	\$ 69.36	\$ 14.76	\$ 313.56
Colbert, Danna Lynn	53-09-13-104-032.000-015		1B	N	\$ 137,600	\$ 119,160	\$ 18,440	\$ 1.5790	\$ 2.3198	\$ 280.84	\$ 462.09	\$ 49.51	\$ -	\$ 131.74	\$ 181.25	\$ 69.36	\$ 22.20	\$ 89.69
Kelly, Jaema L & Christian S	53-09-13-101-063.000-015		1B	N	\$ 143,300	\$ 82,230	\$ 61,070	\$ 1.5790	\$ 2.3198	\$ 930.06	\$ 1,530.35	\$ 163.96	\$ -	\$ 436.33	\$ 600.29	\$ -	\$ -	\$ 600.29
Shelton, Joseph D & Louise	53-09-13-400-047.000-015		1B	N	\$ 99,600	\$ 66,795	\$ 32,805	\$ 1.5790	\$ 2.3198	\$ 499.60	\$ 822.08	\$ 88.09	\$ -	\$ 234.39	\$ 322.48	\$ 69.36	\$ 14.76	\$ 238.36
Stewart, Scott B	53-09-13-106-017.000-015	1016	1B	N	\$ 104,200	\$ -	\$ 104,200	\$ 1.5790	\$ 2.3198	\$ 1,645.32	\$ 2,446.47	\$ 262.12	\$ -	\$ 539.02	\$ 801.15	\$ 69.36	\$ 22.20	\$ 709.59
Jimerson, Lisa J	53-09-13-106-020.000-015		1B	N	\$ 96,800	\$ 66,130	\$ 30,670	\$ 1.5790	\$ 2.3198	\$ 467.08	\$ 768.55	\$ 82.34	\$ -	\$ 219.13	\$ 301.47	\$ 69.36	\$ 14.76	\$ 217.35
Litwin, Max	53-09-13-106-024.000-015		1B	N	\$ 150,300	\$ -	\$ 150,300	\$ 1.5790	\$ 2.3198	\$ 2,373.24	\$ 3,535.09	\$ 378.76	\$ -	\$ 783.09	\$ 1,161.85	\$ 69.36	\$ 37.08	\$ 1,055.41
Wadsworth, Bryan J	53-09-13-106-033.000-015		1B	N	\$ 155,500	\$ -	\$ 155,500	\$ 1.5790	\$ 2.3198	\$ 2,455.34	\$ 3,650.92	\$ 391.17	\$ -	\$ 804.41	\$ 1,195.58	\$ 69.36	\$ 37.08	\$ 1,089.14
Yumul, Jewel R & Chesa S	53-09-13-106-007.000-015		1B	N	\$ 142,300	\$ 82,055	\$ 60,245	\$ 1.5790	\$ 2.3198	\$ 917.48	\$ 1,509.67	\$ 161.74	\$ -	\$ 430.45	\$ 592.19	\$ 69.36	\$ 22.20	\$ 500.63
Jones, Jeffrey S	53-09-13-106-035.000-015		1B	N	\$ 28,500	\$ -	\$ 28,500	\$ 1.5790	\$ 2.3198	\$ 450.02	\$ 740.48	\$ 79.34	\$ -	\$ 211.12	\$ 290.46	\$ 69.36	\$ 22.20	\$ 198.90
Babcock, Patricia L	53-09-13-106-036.000-015		1B	N	\$ 121,100	\$ 113,350	\$ 7,750	\$ 1.5790	\$ 2.3198	\$ 118.02	\$ 194.20	\$ 20.81	\$ -	\$ 55.37	\$ 76.18	\$ 69.36	\$ 14.76	\$ (7.94)
Meadowland Investments LLC	53-09-13-106-018.000-015		1B	N	\$ 127,600	\$ -	\$ 127,600	\$ 1.5790	\$ 2.3198	\$ 2,014.80	\$ 2,995.86	\$ 320.99	\$ -	\$ 660.08	\$ 981.06	\$ 69.36	\$ 22.20	\$ 889.50
Bettler, Julia	53-09-13-106-025.000-015		1B	N	\$ 137,400	\$ -	\$ 137,400	\$ 1.5790	\$ 2.3198	\$ 2,169.54	\$ 3,257.74	\$ 349.04	\$ -	\$ 739.16	\$ 1,088.20	\$ 69.36	\$ 14.76	\$ 1,004.08

City of Bloomington

Area #1B: South-West Annexation Area - Tax Impacts Analysis

Note (1): This section shoes the inc/(dec) in tax bills due to differences between township fire protection rates and the Monroe Fire Protection District fire rate

Owner Name	Parcel #	Waiver	Annexation Area	AG	2020 Pay 2021 Gross AV	2020 Pay 2021 Deductions /Exemptions	2020 Pay 2021 NAV	Pre-Annex 2020 Pay 2021 Prop Tax Rate	Post-Annex Prop Tax Rate	Pre-Annex Tax Bill	Post-Annex Tax Bill	Net Tax Bill Increase Due Solely to AV Growth (12% - Aggregate over 4 years)	Net Tax Bill Increase Due to Difference Between Fire Rates (1)	Net Tax Bill Increase Due to Annexation	Total Post-Annexation Net Tax Bill Increase	Benefit 1 Yearly Sewer Bill Savings (@ 4000 Gal/Month)	Benefit 2 Yearly Fire Protection (Water Surcharge) Savings	Post-Annex Tax Bill Inc/(Dec) Net of Benefits
Reeves, Mary G	53-09-13-106-010.000-015	1006	1B	N	\$ 149,100	\$ 84,260	\$ 64,840	\$ 1.5790	\$ 2.3198	\$ 987.46	\$ 1,624.83	\$ 174.09	\$ -	\$ 463.27	\$ 637.37	\$ 69.36	\$ 22.20	\$ 545.81
Whitaker, Joseph L & Myrtle M	53-09-13-106-008.000-015		1B	N	\$ 124,700	\$ 75,895	\$ 48,805	\$ 1.5790	\$ 2.3198	\$ 743.26	\$ 1,223.01	\$ 131.04	\$ -	\$ 348.70	\$ 479.75	\$ 69.36	\$ 22.20	\$ 388.19
Walker, James F	53-09-13-106-028.000-015	1007	1B	N	\$ 106,100	\$ 69,385	\$ 36,715	\$ 1.5790	\$ 2.3198	\$ 559.14	\$ 920.04	\$ 98.58	\$ -	\$ 262.32	\$ 360.90	\$ 69.36	\$ 14.76	\$ 276.78
Terry, Morgan K	53-09-13-106-039.000-015	1096	1B	N	\$ 146,300	\$ 83,455	\$ 62,845	\$ 1.5790	\$ 2.3198	\$ 957.08	\$ 1,574.82	\$ 168.72	\$ -	\$ 449.02	\$ 617.74	\$ 69.36	\$ 14.76	\$ 533.62
Strole, Justin	53-09-13-106-042.000-015	1054	1B	N	\$ 98,100	\$ 63,585	\$ 34,515	\$ 1.5790	\$ 2.3198	\$ 525.64	\$ 864.92	\$ 92.67	\$ -	\$ 246.61	\$ 339.28	\$ 69.36	\$ 14.76	\$ 255.16
Holt, Tyra L.	53-09-13-106-023.000-015	1053	1B	N	\$ 105,800	\$ 69,210	\$ 36,590	\$ 1.5790	\$ 2.3198	\$ 557.24	\$ 916.91	\$ 98.24	\$ -	\$ 261.42	\$ 359.67	\$ 69.36	\$ 14.76	\$ 275.55
Mills, Curtis C & Chesley, Nicole	53-09-13-106-038.000-015		1B	N	\$ 119,100	\$ 70,935	\$ 48,165	\$ 1.5790	\$ 2.3198	\$ 733.52	\$ 1,206.97	\$ 129.32	\$ -	\$ 344.13	\$ 473.45	\$ 69.36	\$ 37.08	\$ 367.01
Jenkins, Danielle & Anderson, Phillip	53-09-13-106-032.000-015		1B	N	\$ 123,500	\$ 75,300	\$ 48,200	\$ 1.5790	\$ 2.3198	\$ 734.04	\$ 1,207.84	\$ 129.41	\$ -	\$ 344.39	\$ 473.80	\$ 69.36	\$ 22.20	\$ 382.24
3541 Stafford Court 47403 Revocable Trust Agreement	53-09-13-101-050.000-015		1B	N	\$ 128,200	\$ -	\$ 128,200	\$ 1.5790	\$ 2.3198	\$ 2,024.28	\$ 3,009.95	\$ 322.49	\$ -	\$ 663.18	\$ 985.67	\$ -	\$ -	\$ 985.67
Stonebelt Council For Retarded Citizens, Inc.	53-09-13-106-015.000-015		1B	N	\$ 147,200	\$ 147,200	\$ -	\$ 1.5790	\$ 2.3198	\$ -	\$ -	\$ -	\$ -	\$ -	\$ -	\$ -	\$ -	\$ -
Nelson, Pamela M & Nelson, Randall W	53-09-13-106-003.000-015		1B	N	\$ 103,200	\$ 68,370	\$ 34,830	\$ 1.5790	\$ 2.3198	\$ 530.44	\$ 872.81	\$ 93.52	\$ -	\$ 248.85	\$ 342.37	\$ 69.36	\$ 14.76	\$ 258.25
Hancock, Rebecca L	53-09-13-106-016.000-015		1B	N	\$ 149,600	\$ 84,610	\$ 64,990	\$ 1.5790	\$ 2.3198	\$ 989.76	\$ 1,628.59	\$ 174.50	\$ -	\$ 464.34	\$ 638.83	\$ 69.36	\$ 14.76	\$ 554.71
Ketcham, Daniel W. & Glenda I.	53-09-13-106-006.000-015		1B	N	\$ 133,400	\$ 75,940	\$ 57,460	\$ 1.5790	\$ 2.3198	\$ 875.08	\$ 1,439.89	\$ 154.27	\$ -	\$ 410.54	\$ 564.81	\$ 69.36	\$ 37.08	\$ 458.37
Johnson, Melissa	53-09-13-104-027.000-015		1B	N	\$ 133,300	\$ 78,905	\$ 54,395	\$ 1.5790	\$ 2.3198	\$ 828.40	\$ 1,363.08	\$ 146.04	\$ -	\$ 388.64	\$ 534.68	\$ 69.36	\$ 14.76	\$ 450.56
Jessen, Elma T & Jessen , Timothy D	53-09-13-105-002.000-015		1B	N	\$ 117,400	\$ -	\$ 117,400	\$ 1.5790	\$ 2.3198	\$ 1,853.76	\$ 2,757.63	\$ 295.46	\$ -	\$ 608.41	\$ 903.87	\$ 69.36	\$ 22.20	\$ 812.31
Hubbard, Ruby M life estate; Hubbard, Ricky C; Hubbard, Rusty D; Pierce, Bonnie	53-09-13-103-024.000-015		1B	N	\$ 112,900	\$ 79,125	\$ 33,775	\$ 1.5790	\$ 2.3198	\$ 136.14	\$ 138.86	\$ -	\$ -	\$ 2.72	\$ 2.72	\$ 69.36	\$ 22.20	\$ (88.84)
Conway, Candice Lynn	53-09-13-103-094.000-015		1B	N	\$ 137,300	\$ 76,710	\$ 60,590	\$ 1.5790	\$ 2.3198	\$ 923.68	\$ 1,519.90	\$ 162.85	\$ -	\$ 433.37	\$ 596.22	\$ 69.36	\$ 14.76	\$ 512.10
Perry, Randall R & Kathy E & Ainsworth, Robert G Jr & Erin D	53-09-12-402-031.000-015		1B	N	\$ 173,900	\$ 90,115	\$ 83,785	\$ 1.5790	\$ 2.3198	\$ 1,276.00	\$ 2,038.04	\$ 218.36	\$ -	\$ 543.68	\$ 762.04	\$ 69.36	\$ 22.20	\$ 670.48
Smock, Katherine E	53-09-13-103-053.000-015		1B	N	\$ 130,600	\$ 77,960	\$ 52,640	\$ 1.5790	\$ 2.3198	\$ 801.68	\$ 1,319.11	\$ 141.34	\$ -	\$ 376.09	\$ 517.43	\$ 69.36	\$ 14.76	\$ 433.31
Mitchell, Linda C	53-09-13-106-031.000-015		1B	N	\$ 120,900	\$ 88,565	\$ 32,335	\$ 1.5790	\$ 2.3198	\$ 206.72	\$ 210.85	\$ -	\$ -	\$ 4.13	\$ 4.13	\$ 69.36	\$ 22.20	\$ (87.43)
Brown, Paul E & Jessica D	53-09-13-104-015.000-015		1B	N	\$ 128,000	\$ 77,050	\$ 50,950	\$ 1.5790	\$ 2.3198	\$ 775.92	\$ 1,276.75	\$ 136.80	\$ -	\$ 364.04	\$ 500.83	\$ 69.36	\$ 22.20	\$ 409.27
State of Indiana	53-09-13-101-021.000-015		1B	N	\$ -	\$ -	\$ -	\$ 1.5790	\$ 2.3198	\$ -	\$ -	\$ -	\$ -	\$ -	\$ -	\$ -	\$ -	\$ -
Gurley, Linda; Gurley, Angela; Canada, Amber	53-09-13-107-048.000-015		1B	N	\$ 134,600	\$ 93,360	\$ 41,240	\$ 1.5790	\$ 2.3198	\$ 304.88	\$ 310.98	\$ -	\$ -	\$ 6.10	\$ 6.10	\$ 69.36	\$ 22.20	\$ (85.46)
Blue Butterfly Woman	53-09-13-104-011.000-015		1B	N	\$ 123,400	\$ 75,440	\$ 47,960	\$ 1.5790	\$ 2.3198	\$ 730.40	\$ 1,201.83	\$ 128.76	\$ -	\$ 342.67	\$ 471.43	\$ 69.36	\$ 22.20	\$ 379.87
Easterday, Vickie	53-09-13-103-064.000-015		1B	N	\$ 121,000	\$ 71,600	\$ 49,400	\$ 1.5790	\$ 2.3198	\$ 752.32	\$ 1,237.91	\$ 132.63	\$ -	\$ 352.96	\$ 485.59	\$ 69.36	\$ 22.20	\$ 394.03
Dalphin, Stephanie R & John C	53-09-13-103-054.000-015		1B	N	\$ 108,300	\$ 70,155	\$ 38,145	\$ 1.5790	\$ 2.3198	\$ 580.92	\$ 955.86	\$ 102.41	\$ -	\$ 272.54	\$ 374.94	\$ 69.36	\$ 22.20	\$ 283.38
Wagner, Delaina	53-09-13-104-033.000-015		1B	N	\$ 109,800	\$ -	\$ 109,800	\$ 1.5790	\$ 2.3198	\$ 1,733.76	\$ 2,579.20	\$ 276.34	\$ -	\$ 569.09	\$ 845.44	\$ 69.36	\$ 22.20	\$ 753.88
Christenberry, Frank D. & Evelyn R.	53-09-13-400-083.000-015		1B	N	\$ 124,500	\$ 88,915	\$ 35,585	\$ 1.5790	\$ 2.3198	\$ 376.88	\$ 384.42	\$ -	\$ -	\$ 7.54	\$ 7.54	\$ 69.36	\$ 14.76	\$ (76.58)
Douglas, Nathaniel J & Tiffany	53-09-13-101-049.000-015		1B	N	\$ 177,300	\$ 93,780	\$ 83,520	\$ 1.5790	\$ 2.3198	\$ 1,271.96	\$ 2,059.03	\$ 220.60	\$ -	\$ 566.47	\$ 787.07	\$ 69.36	\$ 22.20	\$ 695.51
Nowling, Colby Lee & Betty M.	53-09-13-101-054.000-015		1B	N	\$ 160,800	\$ 127,490	\$ 33,310	\$ 1.5790	\$ 2.3198	\$ 507.28	\$ 834.71	\$ 89.43	\$ -	\$ 238.00	\$ 327.43	\$ 69.36	\$ 14.76	\$ 243.31
Cooper, Juluis A & Jennifer A	53-09-13-400-010.000-015		1B	N	\$ 108,700	\$ 70,015	\$ 38,685	\$ 1.5790	\$ 2.3198	\$ 589.16	\$ 969.41	\$ 103.86	\$ -	\$ 276.39	\$ 380.25	\$ 69.36	\$ 14.76	\$ 296.13
Boling, Zachary S & Anna J	53-09-12-402-035.000-015		1B	N	\$ 171,400	\$ 92,240	\$ 79,160	\$ 1.5790	\$ 2.3198	\$ 1,205.56	\$ 1,983.66	\$ 212.53	\$ -	\$ 565.57	\$ 778.10	\$ 69.36	\$ 22.20	\$ 686.54
Cox, Nancy E	53-09-13-101-060.000-015	1787	1B	N	\$ 132,600	\$ 70,260	\$ 62,340	\$ 1.5790	\$ 2.3198	\$ 961.16	\$ 1,581.56	\$ 169.46	\$ -	\$ 450.94	\$ 620.40	\$ 69.36	\$ 22.20	\$ 528.84
Tomaro, Deborah; Vitols, Juirs	53-09-13-407-010.000-015	1823	1B	N	\$ 114,200	\$ -	\$ 114,200	\$ 1.5790	\$ 2.3198	\$ 1,803.22	\$ 2,681.25	\$ 287.28	\$ -	\$ 590.75	\$ 878.03	\$ 69.36	\$ 22.20	\$ 786.47
Cook, Michelle E & Edmund G	53-09-13-400-020.000-015	2306	1B	N	\$ 114,000	\$ 69,150	\$ 44,850	\$ 1.5790	\$ 2.3198	\$ 683.04	\$ 1,123.89	\$ 120.42	\$ -	\$ 320.44	\$ 440.85	\$ 69.36	\$ 14.76	\$ 356.73
Scarborough, Evan	53-09-13-103-041.000-015		1B	N	\$ 121,600	\$ 74,810	\$ 46,790	\$ 1.5790	\$ 2.3198	\$ 712.56	\$ 1,172.51	\$ 125.63	\$ -	\$ 334.32	\$ 459.95	\$ 69.36	\$ 14.76	\$ 375.83
Peffley, Erin	53-01-62-993-000.000-015	2324	1B	N	\$ 258,700	\$ -	\$ 258,700	\$ 1.5790	\$ 2.3198	\$ 4,084.88	\$ 6,122.21	\$ 655.95	\$ -	\$ 1,381.38	\$ 2,037.33	\$ 69.36	\$ 14.76	\$ 1,953.21
Perez, Miguel A	53-09-13-105-020.000-015		1B	N	\$ 132,900	\$ 78,765	\$ 54,135	\$ 1.5790	\$ 2.3198	\$ 824.44	\$ 1,356.57	\$ 145.34	\$ -	\$ 386.79	\$ 532.13	\$ 69.36	\$ 22.20	\$ 440.57
Banning, Gregory D & Elizabeth June	53-09-13-400-080.000-015		1B	N	\$ 180,300	\$ 120,280	\$ 60,020	\$ 1.5790	\$ 2.3198	\$ 914.06	\$ 1,504.02	\$ 161.14	\$ -	\$ 428.83	\$ 589.96	\$ 69.36	\$ 14.76	\$ 505.84
Shields, Joyce M	53-09-13-407-021.000-015		1B	N	\$ 147,400	\$ 119,310	\$ 28,090	\$ 1.5790	\$ 2.3198	\$ 427.80	\$ 703.91	\$ 75.42	\$ -	\$ 200.69	\$ 276.11	\$ 69.36	\$ 14.76	\$ 191.99
Glosser, Beverly K & Roland D	53-09-13-104-034.000-015		1B	N	\$ 130,000	\$ 91,645	\$ 38,355	\$ 1.5790	\$ 2.3198	\$ 220.56	\$ 224.97	\$ -	\$ -	\$ 4.41	\$ 4.41	\$ 69.36	\$ 14.76	\$ (79.71)
Nicholas, Zachary Taylor	53-09-13-400-044.000-015		1B	N	\$ 108,200	\$ 70,120	\$ 38,080	\$ 1.5790	\$ 2.3198	\$ 579.92	\$ 954.26	\$ 102.25	\$ -	\$ 272.09	\$ 374.34	\$ 69.36	\$ 14.76	\$ 290.22
McBeath, Trenton L & Thomson, Olivia J	53-09-13-103-077.000-015		1B	N	\$ 116,500	\$ 73,025	\$ 43,475	\$ 1.5790	\$ 2.3198	\$ 662.08	\$ 1,089.44	\$ 116.73	\$ -	\$ 310.63	\$ 427.36	\$ 69.36	\$ 14.76	\$ 343.24
Swanson LLC	53-09-13-105-019.000-015		1B	N	\$ 151,900	\$ -	\$ 151,900	\$ 1.5790	\$ 2.3198	\$ 2,398.50	\$ 3,566.39	\$ 382.11	\$ -	\$ 785.78	\$ 1,167.89	\$ 69.36	\$ 14.76	\$ 1,083.77
Shields, Virgil Dean & Betty June	53-09-13-400-099.000-015		1B	N	\$ 142,100	\$ 93,940	\$ 48,160	\$ 1.5790	\$ 2.3198	\$ 733.44	\$ 1,206.84	\$ 129.30	\$ -	\$ 344.10	\$ 473.40	\$ 69.36	\$ 22.20	\$ 381.84
Xirtam LLC	53-09-13-106-021.000-015		1B	N	\$ 119,400	\$ -	\$ 119,400	\$ 1.5790	\$ 2.3198	\$ 1,885.32	\$ 2,803.34	\$ 300.36	\$ -	\$ 617.66	\$ 918.02	\$ 69.36	\$ 14.76	\$ 833.90
State of Indiana	53-09-12-400-042.000-015		1B	N	\$ -	\$ -	\$ -	\$ 1.5790	\$ 2.3198	\$ -	\$ -	\$ -	\$ -	\$ -	\$ -	\$ -	\$ -	\$ -

City of Bloomington

Area #1B: South-West Annexation Area - Tax Impacts Analysis

Note (1): This section shoes the inc/(dec) in tax bills due to differences between township fire protection rates and the Monroe Fire Protection District fire rate

Owner Name	Parcel #	Waiver	Annexation Area	AG	2020 Pay 2021 Gross AV	2020 Pay 2021 Deductions /Exemptions	2020 Pay 2021 NAV	Pre-Annex 2020 Pay 2021 Prop Tax Rate	Post-Annex Prop Tax Rate	Pre-Annex Tax Bill	Post-Annex Tax Bill	Net Tax Bill Increase Due Solely to AV Growth (12% - Aggregate over 4 years)	Net Tax Bill Increase Due to Difference Between Fire Rates (1)	Net Tax Bill Increase Due to Annexation	Total Post-Annexation Net Tax Bill Increase	Benefit 1 Yearly Sewer Bill Savings (@ 4000 Gal/Month)	Benefit 2 Yearly Fire Protection (Water Surcharge) Savings	Post-Annex Tax Bill Inc/(Dec) Net of Benefits
Rice, William R. & Nancy C.	53-09-12-400-026.000-015	1264	1B	N	\$ 227,800	\$ 111,490	\$ 116,310	\$ 1.5790	\$ 2.3198	\$ 1,771.32	\$ 2,661.12	\$ 285.12	\$ -	\$ 604.69	\$ 889.80	\$ 69.36	\$ 37.08	\$ 783.36
Clark, Denise K.	53-09-13-106-014.000-015	1015	1B	N	\$ 104,900	\$ 65,965	\$ 38,935	\$ 1.5790	\$ 2.3198	\$ 592.96	\$ 975.67	\$ 104.53	\$ -	\$ 278.18	\$ 382.71	\$ 69.36	\$ 14.76	\$ 298.59
Hardesty, Ronnie L & Rita S	53-09-13-106-002.000-015		1B	N	\$ 145,600	\$ 3,000	\$ 142,600	\$ 1.5790	\$ 2.3198	\$ 2,251.64	\$ 3,415.24	\$ 365.92	\$ -	\$ 797.68	\$ 1,163.60	\$ 69.36	\$ 22.20	\$ 1,072.04
Parkes, James Allen	53-09-13-106-013.000-015		1B	N	\$ 110,500	\$ 3,000	\$ 107,500	\$ 1.5790	\$ 2.3198	\$ 1,697.42	\$ 2,540.47	\$ 272.19	\$ -	\$ 570.85	\$ 843.05	\$ 69.36	\$ 22.20	\$ 751.49
Atchison, Linda K	53-09-13-106-001.000-015	1794	1B	N	\$ 121,100	\$ 88,635	\$ 32,465	\$ 1.5790	\$ 2.3198	\$ 145.50	\$ 148.41	\$ -	\$ -	\$ 2.91	\$ 2.91	\$ 69.36	\$ 22.20	\$ (88.65)
Mora, Cecilia	53-09-13-106-012.000-015		1B	N	\$ 124,700	\$ 75,895	\$ 48,805	\$ 1.5790	\$ 2.3198	\$ 743.26	\$ 1,223.01	\$ 131.04	\$ -	\$ 348.70	\$ 479.75	\$ 69.36	\$ 22.20	\$ 388.19
Grover, Joshua M W; Lopez, Bianca V	53-09-12-400-076.000-015		1B	N	\$ 400	\$ -	\$ 400	\$ 1.5790	\$ 2.3198	\$ 6.32	\$ 10.39	\$ 1.11	\$ -	\$ 2.96	\$ 4.07	\$ -	\$ -	\$ 4.07
State of Indiana	53-09-12-400-063.000-015		1B	N	\$ -	\$ -	\$ -	\$ 1.5790	\$ 2.3198	\$ -	\$ -	\$ -	\$ -	\$ -	\$ -	\$ -	\$ -	\$ -
Rice, William R. & Nancy C.	53-09-12-400-072.000-015		1B	N	\$ 400	\$ -	\$ 400	\$ 1.5790	\$ 2.3198	\$ 6.32	\$ 10.39	\$ 1.11	\$ -	\$ 2.96	\$ 4.07	\$ -	\$ -	\$ 4.07
Drew, Janet M	53-09-12-400-054.000-015		1B	N	\$ 118,200	\$ 70,620	\$ 47,580	\$ 1.5790	\$ 2.3198	\$ 724.60	\$ 1,192.31	\$ 127.76	\$ -	\$ 339.96	\$ 467.71	\$ 69.36	\$ 14.76	\$ 383.59
Drew, Janet M. & James W.	53-09-12-400-002.000-015		1B	N	\$ 300	\$ -	\$ 300	\$ 1.5790	\$ 2.3198	\$ 4.74	\$ 7.79	\$ 0.84	\$ -	\$ 2.22	\$ 3.05	\$ -	\$ -	\$ 3.05
Rhule, Matthew F	53-09-13-103-017.000-015		1B	N	\$ 153,000	\$ 82,625	\$ 70,375	\$ 1.5790	\$ 2.3198	\$ 1,072.04	\$ 1,763.99	\$ 189.00	\$ -	\$ 502.95	\$ 691.95	\$ 69.36	\$ 14.76	\$ 607.83
Cartwright, Timothy R & Tamera B	53-09-12-400-054.000-015		1B	N	\$ 166,500	\$ 83,010	\$ 83,490	\$ 1.5790	\$ 2.3198	\$ 1,278.72	\$ 2,104.09	\$ 225.44	\$ -	\$ 599.92	\$ 825.37	\$ -	\$ -	\$ 825.37
Doane, Yvonna L	53-09-13-101-016.000-015		1B	N	\$ 97,200	\$ 66,270	\$ 30,930	\$ 1.5790	\$ 2.3198	\$ 471.04	\$ 775.09	\$ 83.05	\$ -	\$ 221.00	\$ 304.05	\$ -	\$ -	\$ 304.05
Clarner, Tracy J	53-09-13-407-006.000-015		1B	N	\$ 130,300	\$ 77,855	\$ 52,445	\$ 1.5790	\$ 2.3198	\$ 798.70	\$ 1,314.21	\$ 140.80	\$ -	\$ 374.71	\$ 515.51	\$ 69.36	\$ 22.20	\$ 423.95
Black, Lauren E	53-09-13-407-007.000-015		1B	N	\$ 133,700	\$ 74,810	\$ 58,890	\$ 1.5790	\$ 2.3198	\$ 901.96	\$ 1,484.12	\$ 159.02	\$ -	\$ 423.15	\$ 582.16	\$ 69.36	\$ 14.76	\$ 498.04
Speicher, Monte Shawn & Amanda Jo	53-09-12-400-041.000-015	1252	1B	N	\$ 202,600	\$ 102,040	\$ 100,560	\$ 1.5790	\$ 2.3198	\$ 1,531.56	\$ 2,346.72	\$ 251.43	\$ -	\$ 563.73	\$ 815.16	\$ 69.36	\$ 22.20	\$ 723.60
Jones, Celia L	53-09-13-101-003.000-015		1B	N	\$ 134,000	\$ 76,150	\$ 57,850	\$ 1.5790	\$ 2.3198	\$ 881.00	\$ 1,449.66	\$ 155.32	\$ -	\$ 413.34	\$ 568.66	\$ 69.36	\$ 22.20	\$ 477.10
Bettler, Julia	53-09-13-101-031.000-015		1B	N	\$ 99,900	\$ -	\$ 99,900	\$ 1.5790	\$ 2.3198	\$ 1,577.42	\$ 2,345.51	\$ 251.30	\$ -	\$ 516.78	\$ 768.09	\$ 69.36	\$ 22.20	\$ 676.53
Gross, Loretta F	53-09-13-101-002.000-015		1B	N	\$ 101,500	\$ 64,775	\$ 36,725	\$ 1.5790	\$ 2.3198	\$ 559.30	\$ 920.30	\$ 98.60	\$ -	\$ 262.39	\$ 361.00	\$ 69.36	\$ 14.76	\$ 276.88
Moorcroft, Alice Marie & Purvis, Philip S	53-09-12-402-037.000-015		1B	N	\$ 183,100	\$ 91,900	\$ 91,200	\$ 1.5790	\$ 2.3198	\$ 1,391.20	\$ 2,205.27	\$ 236.28	\$ -	\$ 577.79	\$ 814.07	\$ 69.36	\$ 14.76	\$ 729.95
Bellamy, Stephen D & Linda S	53-09-13-104-038.000-015		1B	N	\$ 252,500	\$ 120,625	\$ 131,875	\$ 1.5790	\$ 2.3198	\$ 2,008.36	\$ 2,970.24	\$ 318.24	\$ -	\$ 643.64	\$ 961.88	\$ 69.36	\$ 14.76	\$ 877.76
Gill, Jaclyn	53-09-13-104-028.000-015		1B	N	\$ 163,900	\$ 89,615	\$ 74,285	\$ 1.5790	\$ 2.3198	\$ 1,131.32	\$ 1,861.51	\$ 199.44	\$ -	\$ 530.75	\$ 730.19	\$ 69.36	\$ 14.76	\$ 646.07
Petrolina, Kate P	53-09-12-400-001.000-015	1111	1B	N	\$ 106,400	\$ 69,490	\$ 36,910	\$ 1.5790	\$ 2.3198	\$ 562.12	\$ 924.92	\$ 99.09	\$ -	\$ 263.70	\$ 362.80	\$ 69.36	\$ 14.76	\$ 278.68
Camp, Mary Elizabeth	53-09-13-405-010.000-015	11121	1B	N	\$ 174,300	\$ 91,855	\$ 82,445	\$ 1.5790	\$ 2.3198	\$ 1,256.14	\$ 2,021.18	\$ 216.55	\$ -	\$ 548.49	\$ 765.04	\$ 69.36	\$ 14.76	\$ 680.92
Anger, Frank D & Rita V	53-09-13-405-025.000-015	1121	1B	N	\$ 176,800	\$ -	\$ 176,800	\$ 1.5790	\$ 2.3198	\$ 2,791.68	\$ 4,151.01	\$ 444.75	\$ -	\$ 914.58	\$ 1,359.33	\$ 69.36	\$ 14.76	\$ 1,275.21
Blake, Michael Terry & Sylvia Kathleen	53-09-13-405-015.000-015	1121	1B	N	\$ 214,900	\$ 132,075	\$ 82,825	\$ 1.5790	\$ 2.3198	\$ 1,261.36	\$ 2,075.52	\$ 222.38	\$ -	\$ 591.78	\$ 814.16	\$ 69.36	\$ 37.08	\$ 707.72
Hale, Larry R. & Carolyn S.	53-09-13-405-024.000-015	1121	1B	N	\$ 182,300	\$ 93,055	\$ 89,245	\$ 1.5790	\$ 2.3198	\$ 1,359.14	\$ 2,138.01	\$ 229.06	\$ -	\$ 549.80	\$ 778.87	\$ 69.36	\$ 37.08	\$ 672.43
Valdez, Daniel Jr	53-09-13-405-018.000-015	1121	1B	N	\$ 187,800	\$ 97,805	\$ 89,995	\$ 1.5790	\$ 2.3198	\$ 1,370.56	\$ 2,194.82	\$ 235.15	\$ -	\$ 589.11	\$ 824.26	\$ 69.36	\$ 37.08	\$ 717.82
Milhoan, Gary L & Barbara L	53-09-13-405-023.000-015	1121	1B	N	\$ 149,900	\$ 84,715	\$ 65,185	\$ 1.5790	\$ 2.3198	\$ 992.72	\$ 1,633.47	\$ 175.01	\$ -	\$ 465.74	\$ 640.75	\$ 69.36	\$ 37.08	\$ 534.31
Moore, Jerry & Mary Eileen	53-09-12-400-017.000-015		1B	N	\$ 123,700	\$ 68,345	\$ 55,355	\$ 1.5790	\$ 2.3198	\$ 849.76	\$ 1,398.22	\$ 149.82	\$ -	\$ 398.65	\$ 548.46	\$ 69.36	\$ 22.20	\$ 456.90
Tutterow, Libby Sue	53-09-13-405-005.000-015	1121	1B	N	\$ 161,800	\$ 88,880	\$ 72,920	\$ 1.5790	\$ 2.3198	\$ 1,110.52	\$ 1,827.29	\$ 195.77	\$ -	\$ 521.00	\$ 716.77	\$ 69.36	\$ 37.08	\$ 610.33
Cobb, Kary	53-09-13-405-006.000-015	1121	1B	N	\$ 177,300	\$ 94,305	\$ 82,995	\$ 1.5790	\$ 2.3198	\$ 1,263.96	\$ 2,075.27	\$ 222.34	\$ -	\$ 588.96	\$ 811.31	\$ 69.36	\$ 37.08	\$ 704.87
Bowery, Erven H & Ho, Ling Chih	53-09-13-405-013.000-015	1121	1B	N	\$ 214,300	\$ -	\$ 214,300	\$ 1.5790	\$ 2.3198	\$ 3,383.80	\$ 5,031.46	\$ 539.08	\$ -	\$ 1,108.57	\$ 1,647.66	\$ 69.36	\$ 37.08	\$ 1,541.22
May, Julie L	53-09-13-405-008.000-015	1163	1B	N	\$ 190,700	\$ 98,890	\$ 91,810	\$ 1.5790	\$ 2.3198	\$ 1,398.20	\$ 2,231.50	\$ 239.09	\$ -	\$ 594.21	\$ 833.30	\$ 69.36	\$ 14.76	\$ 749.18
Nash, Gregory Terrance	53-09-13-405-016.000-015	1121	1B	N	\$ 167,800	\$ 87,980	\$ 79,820	\$ 1.5790	\$ 2.3198	\$ 1,215.60	\$ 1,965.44	\$ 210.58	\$ -	\$ 539.27	\$ 749.84	\$ 69.36	\$ 22.20	\$ 658.28
Miller, Mark Stephen	53-09-13-405-001.000-015	1121	1B	N	\$ 154,200	\$ 86,220	\$ 67,980	\$ 1.5790	\$ 2.3198	\$ 1,035.28	\$ 1,703.52	\$ 182.53	\$ -	\$ 485.71	\$ 668.24	\$ 69.36	\$ 37.08	\$ 561.80
Randall, Bryan	53-09-13-405-017.000-015	1121	1B	N	\$ 158,200	\$ 87,620	\$ 70,580	\$ 1.5790	\$ 2.3198	\$ 1,074.88	\$ 1,768.67	\$ 189.51	\$ -	\$ 504.28	\$ 693.79	\$ 69.36	\$ 22.20	\$ 602.23
Bauman, James W & Jessica M Viviano	53-09-13-405-009.000-015	1763	1B	N	\$ 224,400	\$ 107,300	\$ 117,100	\$ 1.5790	\$ 2.3198	\$ 1,784.12	\$ 2,658.76	\$ 284.87	\$ -	\$ 589.78	\$ 874.64	\$ 69.36	\$ 14.76	\$ 790.52
Aubin, Lelann Dale & Yvonne Sue	53-09-13-405-007.000-015	1121	1B	N	\$ 173,400	\$ 89,940	\$ 83,460	\$ 1.5790	\$ 2.3198	\$ 1,271.04	\$ 2,032.09	\$ 217.72	\$ -	\$ 543.33	\$ 761.05	\$ 69.36	\$ 37.08	\$ 654.61
Sparks, Fred R & Charli R	53-09-13-405-020.000-015	1121	1B	N	\$ 143,900	\$ 82,615	\$ 61,285	\$ 1.5790	\$ 2.3198	\$ 933.32	\$ 1,535.74	\$ 164.54	\$ -	\$ 437.88	\$ 602.42	\$ 69.36	\$ 37.08	\$ 495.98
Weier, Lucas J	53-09-13-405-022.000-015	1164	1B	N	\$ 185,500	\$ 97,175	\$ 88,325	\$ 1.5790	\$ 2.3198	\$ 1,345.12	\$ 2,172.86	\$ 232.81	\$ -	\$ 594.94	\$ 827.74	\$ 69.36	\$ 14.76	\$ 743.62
Farquhar, Kimberly	53-09-13-405-021.000-015	1164	1B	N	\$ 183,500	\$ 96,475	\$ 87,025	\$ 1.5790	\$ 2.3198	\$ 1,325.32	\$ 2,149.06	\$ 230.26	\$ -	\$ 593.49	\$ 823.74	\$ 69.36	\$ 14.76	\$ 739.62
Lower, Teleia	53-09-13-405-011.000-015	1121	1B	N	\$ 124,200	\$ 75,720	\$ 48,480	\$ 1.5790	\$ 2.3198	\$ 738.32	\$ 1,214.88	\$ 130.17	\$ -	\$ 346.38	\$ 476.56	\$ 69.36	\$ 37.08	\$ 370.12
Griffin, Michael A & Christine S	53-09-13-405-019.000-015	1121	1B	N	\$ 171,700	\$ 92,345	\$ 79,355	\$ 1.5790	\$ 2.3198	\$ 1,208.52	\$ 1,988.56	\$ 213.07	\$ -	\$ 566.97	\$ 780.04	\$ 69.36	\$ 37.08	\$ 673.60
Perry, Randall R & Kathy E	53-09-12-402-008.000-015	1115	1B	N	\$ 126,000	\$ 73,350	\$ 52,650	\$ 1.5790	\$ 2.3198	\$ 801.82	\$ 1,319.36	\$ 141.36	\$ -	\$ 376.18	\$ 517.54	\$ 69.36	\$ 22.20	\$ 425.98
Adams, Larry G. & Karen D.	53-09-13-103-063.000-015		1B	N	\$ 133,600	\$ 75,695	\$ 57,905	\$ 1.5790	\$ 2.3198	\$ 882.36	\$ 1,451.89	\$ 155.57	\$ -	\$ 413.96	\$ 569.53	\$ 69.36	\$ 14.76	\$ 485.41
Matauli, Stacey C	53-09-13-103-072.000-015		1B	N	\$ 102,900	\$ 3,000	\$ 99,900	\$ 1.5790	\$ 2.3198	\$ 1,577.42	\$ 2,348.51	\$ 251.63	\$ -	\$ 519.47	\$ 771.09	\$ -	\$ -	\$ 771.09
Ferguson, Robert E & Anna B	53-09-13-103-090.000-015		1B	N	\$ 124,200	\$ 75,720	\$ 48,480	\$ 1.5790	\$ 2.3198	\$ 738.32	\$ 1,214.88	\$ 130.17	\$ -	\$ 346.38	\$ 476.56	\$ -	\$ -	\$ 476.56
Westwood, Gregoria D	53-09-13-103-014.000-015		1B	N	\$ 146,200	\$ 94,420	\$ 51,780	\$ 1.5790	\$ 2.3198	\$ 458.88	\$ 468.06	\$ -	\$ -	\$ 9.18	\$ 9.18	\$ 69.36	\$ 22.20	\$ (82.38)
Green, David B & Gledia R	53-09-13-103-036.000-015		1B	N	\$ 145,500	\$ 81,635	\$ 63,865	\$ 1.5790	\$ 2.3198	\$ 973.40	\$ 1,601.68	\$ 171.61	\$ -	\$ 456.67	\$ 628.28	\$ 69.36	\$ 14.76	\$ 544.16

City of Bloomington

Area #1B: South-West Annexation Area - Tax Impacts Analysis

Note (1): This section shows the inc/(dec) in tax bills due to differences between township fire protection rates and the Monroe Fire Protection District fire rate

Owner Name	Parcel #	Waiver	Annexation Area	AG	2020 Pay 2021 Gross AV	2020 Pay 2021 Deductions /Exemptions	2020 Pay 2021 NAV	Pre-Annex 2020 Pay 2021 Prop Tax Rate	Post-Annex Prop Tax Rate	Pre-Annex Tax Bill	Post-Annex Tax Bill	Net Tax Bill Increase Due Solely to AV Growth (12% - Aggregate over 4 years)	Net Tax Bill Increase Due to Difference Between Fire Rates (1)	Net Tax Bill Increase Due to Annexation	Total Post-Annexation Net Tax Bill Increase	Benefit 1 Yearly Sewer Bill Savings (@ 4000 Gal/Month)	Benefit 2 Yearly Fire Protection (Water Surcharge) Savings	Post-Annex Tax Bill Inc/(Dec) Net of Benefits
Sargent, Peggy D	53-09-13-103-001.000-015		1B	N	\$ 129,200	\$ 74,470	\$ 54,730	\$ 1.5790	\$ 2.3198	\$ 833.50	\$ 1,371.49	\$ 146.95	\$ -	\$ 391.03	\$ 537.99	\$ 69.36	\$ 14.76	\$ 453.87
Juric, Delilah J	53-09-13-103-011.000-015	1108	1B	N	\$ 142,900	\$ 82,265	\$ 60,635	\$ 1.5790	\$ 2.3198	\$ 923.44	\$ 1,519.45	\$ 162.79	\$ -	\$ 433.21	\$ 596.01	\$ 69.36	\$ 22.20	\$ 504.45
Heckard, William M & Rita P	53-09-13-103-083.000-015	1564	1B	N	\$ 124,200	\$ 88,200	\$ 36,000	\$ 1.5790	\$ 2.3198	\$ 548.24	\$ 902.12	\$ 96.66	\$ -	\$ 257.22	\$ 353.88	\$ -	\$ -	\$ 353.88
Dixon, Nathan A	53-09-13-107-042.000-015		1B	N	\$ 156,000	\$ 111,040	\$ 44,960	\$ 1.5790	\$ 2.3198	\$ 684.72	\$ 1,126.65	\$ 120.71	\$ -	\$ 321.22	\$ 441.93	\$ 69.36	\$ 14.76	\$ 357.81
Whaley, Robert Lee & Nora Lee	53-09-12-402-023.000-015		1B	N	\$ 133,600	\$ 76,010	\$ 57,590	\$ 1.5790	\$ 2.3198	\$ 877.06	\$ 1,443.16	\$ 154.63	\$ -	\$ 411.47	\$ 566.10	\$ 69.36	\$ 14.76	\$ 481.98
Holicky, Thomas Louis & Sarah J	53-09-13-107-053.000-015		1B	N	\$ 167,000	\$ 87,095	\$ 79,905	\$ 1.5790	\$ 2.3198	\$ 1,221.00	\$ 2,009.09	\$ 215.27	\$ -	\$ 572.82	\$ 788.09	\$ 69.36	\$ 14.76	\$ 703.97
Puro, Timothy O & Victoria L	53-09-12-402-017.000-015		1B	N	\$ 167,900	\$ 87,980	\$ 79,920	\$ 1.5790	\$ 2.3198	\$ 1,217.18	\$ 1,968.04	\$ 210.85	\$ -	\$ 540.01	\$ 750.86	\$ 69.36	\$ 14.76	\$ 666.74
Rogers, Alice M & Cindy G Wilbur	53-09-13-407-001.000-015		1B	N	\$ 115,800	\$ 69,780	\$ 46,020	\$ 1.5790	\$ 2.3198	\$ 700.86	\$ 1,153.21	\$ 123.55	\$ -	\$ 328.80	\$ 452.35	\$ 69.36	\$ 14.76	\$ 368.23
Deckard, Susan Marie	53-09-12-402-001.000-015	1052	1B	N	\$ 133,000	\$ 88,865	\$ 44,135	\$ 1.5790	\$ 2.3198	\$ 672.14	\$ 1,105.97	\$ 118.49	\$ -	\$ 315.34	\$ 433.83	\$ 69.36	\$ 22.20	\$ 342.27
Bock, Naomi	53-09-13-101-056.000-015		1B	N	\$ 135,900	\$ 76,815	\$ 59,085	\$ 1.5790	\$ 2.3198	\$ 899.82	\$ 1,480.61	\$ 158.63	\$ -	\$ 422.15	\$ 580.79	\$ -	\$ -	\$ 580.79
Hawkins, Jack L. & Billie J.	53-09-13-400-068.000-015	1605	1B	N	\$ 118,500	\$ 82,330	\$ 36,170	\$ 1.5790	\$ 2.3198	\$ 550.84	\$ 906.38	\$ 97.10	\$ -	\$ 258.43	\$ 355.54	\$ 69.36	\$ 14.76	\$ 271.42
Godsey, J. Charles & Ruby	53-09-13-407-011.000-015		1B	N	\$ 155,500	\$ 97,675	\$ 57,825	\$ 1.5790	\$ 2.3198	\$ 427.98	\$ 436.54	\$ -	\$ -	\$ 8.56	\$ 8.56	\$ 69.36	\$ 14.76	\$ (75.56)
Swango, Robert Kent	53-09-13-400-066.000-015		1B	N	\$ 114,100	\$ 72,150	\$ 41,950	\$ 1.5790	\$ 2.3198	\$ 638.88	\$ 1,051.23	\$ 112.63	\$ -	\$ 299.72	\$ 412.35	\$ 69.36	\$ 22.20	\$ 320.79
Southern, Wendell L & Helen	53-09-13-400-008.000-015		1B	N	\$ 98,200	\$ 76,100	\$ 22,100	\$ 1.5790	\$ 2.3198	\$ 336.56	\$ 553.81	\$ 59.34	\$ -	\$ 157.91	\$ 217.25	\$ 69.36	\$ 14.76	\$ 133.13
Debro, Sherman C	53-09-13-407-005.000-015		1B	N	\$ 150,300	\$ 109,815	\$ 40,485	\$ 1.5790	\$ 2.3198	\$ 616.56	\$ 1,014.51	\$ 108.69	\$ -	\$ 289.26	\$ 397.95	\$ -	\$ -	\$ 397.95
Nowling, Barry	53-09-13-400-012.000-015		1B	N	\$ 128,800	\$ 72,430	\$ 56,370	\$ 1.5790	\$ 2.3198	\$ 864.64	\$ 1,422.72	\$ 152.43	\$ -	\$ 405.65	\$ 558.08	\$ 69.36	\$ 14.76	\$ 473.96
Salgado-Cuevas, Tatiana; Boger, Christopher M	53-09-13-102-024.000-015		1B	N	\$ 158,800	\$ 87,830	\$ 70,970	\$ 1.5790	\$ 2.3198	\$ 1,080.82	\$ 1,778.42	\$ 190.54	\$ -	\$ 507.06	\$ 697.60	\$ 69.36	\$ 14.76	\$ 613.48
McCracken, Linda O	53-09-13-102-030.000-015		1B	N	\$ 144,200	\$ -	\$ 144,200	\$ 1.5790	\$ 2.3198	\$ 2,276.92	\$ 3,404.38	\$ 364.76	\$ -	\$ 762.71	\$ 1,127.46	\$ 69.36	\$ 14.76	\$ 1,043.34
Flud, Jana L	53-09-13-103-082.000-015		1B	N	\$ 155,500	\$ 83,675	\$ 71,825	\$ 1.5790	\$ 2.3198	\$ 1,093.84	\$ 1,799.87	\$ 192.84	\$ -	\$ 513.19	\$ 706.03	\$ 69.36	\$ 22.20	\$ 614.47
Ooley, Ira Jr. & Grace E.	53-09-13-103-084.000-015		1B	N	\$ 138,100	\$ 77,585	\$ 60,515	\$ 1.5790	\$ 2.3198	\$ 921.60	\$ 1,516.45	\$ 162.48	\$ -	\$ 432.37	\$ 594.85	\$ 69.36	\$ 14.76	\$ 510.73
Riggs, Marguerite E Irrevocable Trust	53-09-12-400-013.000-015	1114	1B	N	\$ 223,400	\$ 113,085	\$ 110,315	\$ 1.5790	\$ 2.3198	\$ 1,687.08	\$ 2,620.60	\$ 280.76	\$ -	\$ 652.76	\$ 933.52	\$ 69.36	\$ 22.20	\$ 841.96
Osborn, Thomas E. & Theresa A.	53-09-12-402-018.000-015	1110	1B	N	\$ 142,200	\$ 78,320	\$ 63,880	\$ 1.5790	\$ 2.3198	\$ 973.96	\$ 1,602.62	\$ 171.72	\$ -	\$ 456.94	\$ 628.66	\$ 69.36	\$ 14.76	\$ 544.54
Runyan, Jamie; Fouts, Shelly	53-09-13-105-018.000-015		1B	N	\$ 138,100	\$ 80,585	\$ 57,515	\$ 1.5790	\$ 2.3198	\$ 875.92	\$ 1,441.27	\$ 154.43	\$ -	\$ 410.93	\$ 565.35	\$ 69.36	\$ 14.76	\$ 481.23
Locke, Jane A & Bennett, Cassie L	53-09-13-107-051.000-015		1B	N	\$ 145,300	\$ 83,105	\$ 62,195	\$ 1.5790	\$ 2.3198	\$ 947.20	\$ 1,558.54	\$ 166.98	\$ -	\$ 444.36	\$ 611.34	\$ -	\$ -	\$ 611.34
Iverson, Frances Judith	53-09-13-101-009.000-015		1B	N	\$ 143,500	\$ 82,475	\$ 61,025	\$ 1.5790	\$ 2.3198	\$ 313.06	\$ 1,529.22	\$ 163.85	\$ -	\$ 1,052.32	\$ 1,216.16	\$ 69.36	\$ 14.76	\$ 1,132.04
Haile, Darrell Eugene	53-09-12-402-016.000-015		1B	N	\$ 150,900	\$ 82,065	\$ 68,835	\$ 1.5790	\$ 2.3198	\$ 1,048.30	\$ 1,724.93	\$ 184.81	\$ -	\$ 491.82	\$ 676.63	\$ 69.36	\$ 14.76	\$ 592.51
Hopkins, Brandon	53-09-13-102-003.000-015		1B	N	\$ 125,800	\$ 76,280	\$ 49,520	\$ 1.5790	\$ 2.3198	\$ 754.16	\$ 1,240.91	\$ 132.95	\$ -	\$ 353.80	\$ 486.75	\$ 69.36	\$ 14.76	\$ 402.63
Lyon, Danny Earl W/L/E Lyon, Barbara L	53-09-13-103-033.000-015		1B	N	\$ 109,700	\$ 81,645	\$ 28,055	\$ 1.5790	\$ 2.3198	\$ 203.76	\$ 207.84	\$ -	\$ -	\$ 4.08	\$ 4.08	\$ 69.36	\$ 14.76	\$ (80.04)
Clark, Rodney C. & Carolyn J.	53-09-13-103-015.000-015		1B	N	\$ 136,200	\$ -	\$ 136,200	\$ 1.5790	\$ 2.3198	\$ 2,150.60	\$ 3,197.78	\$ 342.62	\$ -	\$ 704.56	\$ 1,047.18	\$ 69.36	\$ 22.20	\$ 955.62
Pace, Stacey M	53-09-13-105-026.000-015		1B	N	\$ 123,800	\$ 75,405	\$ 48,395	\$ 1.5790	\$ 2.3198	\$ 737.02	\$ 1,212.72	\$ 129.93	\$ -	\$ 345.77	\$ 475.70	\$ 69.36	\$ 22.20	\$ 384.14
Hall, Jay	53-09-12-402-014.000-015		1B	N	\$ 136,200	\$ 76,920	\$ 59,280	\$ 1.5790	\$ 2.3198	\$ 902.80	\$ 1,485.51	\$ 159.17	\$ -	\$ 423.54	\$ 582.71	\$ 69.36	\$ 22.20	\$ 491.15
Richardson, Joy E	53-09-13-105-030.000-015		1B	N	\$ 138,400	\$ 77,690	\$ 60,710	\$ 1.5790	\$ 2.3198	\$ 924.56	\$ 1,521.33	\$ 163.00	\$ -	\$ 433.77	\$ 596.77	\$ 69.36	\$ 22.20	\$ 505.21
Wigley, John H	53-09-13-102-018.000-015		1B	N	\$ 122,900	\$ 75,265	\$ 47,635	\$ 1.5790	\$ 2.3198	\$ 725.44	\$ 1,193.68	\$ 127.89	\$ -	\$ 340.35	\$ 468.24	\$ 69.36	\$ 14.76	\$ 384.12
Capps, Phillip D & Lynda S	53-09-13-400-091.000-015		1B	N	\$ 254,400	\$ 113,625	\$ 140,775	\$ 1.5790	\$ 2.3198	\$ 2,154.50	\$ 3,226.50	\$ 345.70	\$ -	\$ 726.31	\$ 1,072.00	\$ 69.36	\$ 37.08	\$ 965.56
Thayer, Roseanna & Woodie R	53-09-13-105-011.000-015		1B	N	\$ 143,500	\$ 118,085	\$ 25,415	\$ 1.5790	\$ 2.3198	\$ 387.04	\$ 636.88	\$ 68.24	\$ -	\$ 181.60	\$ 249.84	\$ 69.36	\$ 22.20	\$ 158.28
Baughman, Ross D	53-09-13-102-031.000-015		1B	N	\$ 154,800	\$ 86,150	\$ 68,650	\$ 1.5790	\$ 2.3198	\$ 1,045.48	\$ 1,720.31	\$ 184.32	\$ -	\$ 490.51	\$ 674.83	\$ 69.36	\$ 14.76	\$ 590.71
3812 W Fairington Drive LLC	53-09-13-103-018.000-015		1B	N	\$ 107,300	\$ -	\$ 107,300	\$ 1.5790	\$ 2.3198	\$ 1,694.28	\$ 2,519.25	\$ 269.92	\$ -	\$ 555.05	\$ 824.97	\$ 69.36	\$ 14.76	\$ 740.85
Vela, Alejo Jr. & Mary Jane	53-09-13-103-022.000-015		1B	N	\$ 98,100	\$ 66,585	\$ 31,515	\$ 1.5790	\$ 2.3198	\$ 479.96	\$ 789.74	\$ 84.62	\$ -	\$ 225.16	\$ 309.78	\$ 69.36	\$ 14.76	\$ 225.66
James, Julie A	53-09-13-400-033.000-015		1B	N	\$ 189,800	\$ 98,680	\$ 91,120	\$ 1.5790	\$ 2.3198	\$ 1,387.68	\$ 2,224.03	\$ 238.28	\$ -	\$ 598.07	\$ 836.35	\$ 69.36	\$ 14.76	\$ 752.23
Rupert, Phillip & Elena	53-09-12-400-025.000-015		1B	N	\$ 213,100	\$ 79,290	\$ 133,810	\$ 1.5790	\$ 2.3198	\$ 2,080.28	\$ 3,262.63	\$ 349.56	\$ -	\$ 832.78	\$ 1,182.35	\$ 69.36	\$ 37.08	\$ 1,075.91
Coake, Whitney	53-09-12-402-019.000-015	1148	1B	N	\$ 141,500	\$ 81,775	\$ 59,725	\$ 1.5790	\$ 2.3198	\$ 909.56	\$ 1,496.65	\$ 160.36	\$ -	\$ 426.73	\$ 587.09	\$ 69.36	\$ 22.20	\$ 495.53
Parrish, Glenda M	53-09-12-402-051.000-015	2355	1B	N	\$ 145,400	\$ 83,140	\$ 62,260	\$ 1.5790	\$ 2.3198	\$ 948.18	\$ 1,560.17	\$ 167.16	\$ -	\$ 444.83	\$ 611.99	\$ 69.36	\$ 22.20	\$ 520.43
Elshoff, Denise J	53-09-13-400-029.000-015		1B	N	\$ 110,000	\$ 70,750	\$ 39,250	\$ 1.5790	\$ 2.3198	\$ 597.76	\$ 983.56	\$ 105.38	\$ -	\$ 280.42	\$ 385.80	\$ 69.36	\$ 14.76	\$ 301.68
Berich, Thomas H & Lara Southerland	53-09-13-400-052.000-015		1B	N	\$ 101,500	\$ 3,000	\$ 98,500	\$ 1.5790	\$ 2.3198	\$ 1,555.32	\$ 2,335.04	\$ 250.18	\$ -	\$ 529.54	\$ 779.72	\$ 69.36	\$ 22.20	\$ 688.16
Liddell, Torrin & Chelsea	53-09-13-407-015.000-015		1B	N	\$ 160,600	\$ 88,460	\$ 72,140	\$ 1.5790	\$ 2.3198	\$ 1,098.64	\$ 1,807.76	\$ 193.69	\$ -	\$ 515.43	\$ 709.12	\$ 69.36	\$ 14.76	\$ 625.00
Sherrill, Sheri L	53-09-13-405-014.000-015	1121	1B	N	\$ 160,800	\$ 88,530	\$ 72,270	\$ 1.5790	\$ 2.3198	\$ 1,100.62	\$ 1,811.01	\$ 194.03	\$ -	\$ 516.36	\$ 710.39	\$ 69.36	\$ 14.76	\$ 626.27
Pena, Adam Gabriel	53-09-13-405-002.000-015	1121	1B	N	\$ 175,400	\$ 93,640	\$ 81,760	\$ 1.5790	\$ 2.3198	\$ 1,245.14	\$ 2,048.81	\$ 219.51	\$ -	\$ 584.16	\$ 803.67	\$ 69.36	\$ 14.76	\$ 719.55
Walker, Antonio R	53-09-13-405-003.000-015	1121	1B	N	\$ 134,200	\$ 104,180	\$ 30,020	\$ 1.5790	\$ 2.3198	\$ 457.20	\$ 752.27	\$ 80.59	\$ -	\$ 214.48	\$ 295.07	\$ 69.36	\$ 14.76	\$ 210.95
Fuller, Donald A & Debara L	53-09-13-405-004.000-015	1121	1B	N	\$ 196,100	\$ 100,885	\$ 95,215	\$ 1.5790	\$ 2.3198	\$ 1,450.04	\$ 2,299.02	\$ 246.33	\$ -	\$ 602.65	\$ 848.98	\$ 69.36	\$ 14.76	\$ 764.86
Woodhaven Estates Assc. Of Hmowners; C/o Clark Morrison	53-09-13-404-040.000-015	1121	1B	N	\$ -	\$ -	\$ -	\$ 1.5790	\$ 2.3198	\$ -	\$ -	\$ -	\$ -	\$ -	\$ -	\$ -	\$ -	\$ -
Milbourn, Justin B & Wrenn E	53-09-13-405-012.000-015	1121	1B	N	\$ 213,900	\$ 106,590	\$ 107,310	\$ 1.5790	\$ 2.3198	\$ 1,634.24	\$ 2,494.62	\$ 267.28	\$ -	\$ 593.10	\$ 860.38	\$ 69.36	\$ 14.76	\$ 776.26

City of Bloomington

Area #1B: South-West Annexation Area - Tax Impacts Analysis



Note (1): This section shoes the inc/(dec) in tax bills due to differences between township fire protection rates and the Monroe Fire Protection District fire rate

Owner Name	Parcel #	Waiver	Annexation Area	AG	2020 Pay 2021 Gross AV	2020 Pay 2021 Deductions /Exemptions	2020 Pay 2021 NAV	Pre-Annex 2020 Pay 2021 Prop Tax Rate	Post-Annex Prop Tax Rate	Pre-Annex Tax Bill	Post-Annex Tax Bill	Net Tax Bill Increase Due Solely to AV Growth (12% - Aggregate over 4 years)	Net Tax Bill Increase Due to Difference Between Fire Rates (1)	Net Tax Bill Increase Due to Annexation	Total Post-Annexation Net Tax Bill Increase	Benefit 1 Yearly Sewer Bill Savings (@ 4000 Gal/Month)	Benefit 2 Yearly Fire Protection (Water Surcharge) Savings	Post-Annex Tax Bill Inc/(Dec) Net of Benefits
Cardwell, Teri L	53-09-13-404-048.000-015		1B	N	\$ 165,900	\$ 87,315	\$ 78,585	\$ 1.5790	\$ 2.3198	\$ 1,196.80	\$ 1,942.83	\$ 208.16	\$ -	\$ 537.88	\$ 746.03	\$ 69.36	\$ 37.08	\$ 639.59
Stapleton, Lori & Phillip	53-09-13-404-031.000-015		1B	N	\$ 148,000	\$ 81,050	\$ 66,950	\$ 1.5790	\$ 2.3198	\$ 1,019.60	\$ 1,677.70	\$ 179.75	\$ -	\$ 478.35	\$ 658.10	\$ 69.36	\$ 22.20	\$ 566.54
Chuke, Jonnie	53-09-13-404-029.000-015	1765	1B	N	\$ 139,500	\$ 81,075	\$ 58,425	\$ 1.5790	\$ 2.3198	\$ 889.76	\$ 1,464.07	\$ 156.86	\$ -	\$ 417.45	\$ 574.31	\$ 69.36	\$ 22.20	\$ 482.75
Sims, Keely & Kyle	53-09-13-404-054.000-015		1B	N	\$ 141,400	\$ 81,740	\$ 59,660	\$ 1.5790	\$ 2.3198	\$ 908.58	\$ 1,495.02	\$ 160.18	\$ -	\$ 426.26	\$ 586.44	\$ 69.36	\$ 22.20	\$ 494.88
Kemp, Joshua W & Bennett, Jeremy M	53-09-13-404-026.000-015		1B	N	\$ 157,900	\$ 87,515	\$ 70,385	\$ 1.5790	\$ 2.3198	\$ 1,071.92	\$ 1,763.77	\$ 188.97	\$ -	\$ 502.88	\$ 691.85	\$ 69.36	\$ 37.08	\$ 585.41
Powell, Darell C & Lois E	53-09-13-400-070.000-015	1512	1B	N	\$ 77,700	\$ 59,445	\$ 18,255	\$ 1.5790	\$ 2.3198	\$ 278.00	\$ 457.45	\$ 49.02	\$ -	\$ 130.43	\$ 179.45	\$ -	\$ -	\$ 179.45
Jones, Kelly	53-09-13-105-001.000-015		1B	N	\$ 137,900	\$ 80,515	\$ 57,385	\$ 1.5790	\$ 2.3198	\$ 873.92	\$ 1,438.00	\$ 154.07	\$ -	\$ 410.01	\$ 564.08	\$ 69.36	\$ 14.76	\$ 479.96
Copeland, Chelsa	53-09-12-402-029.000-015	1032	1B	N	\$ 152,600	\$ 85,660	\$ 66,940	\$ 1.5790	\$ 2.3198	\$ 1,019.44	\$ 1,677.45	\$ 179.73	\$ -	\$ 478.28	\$ 658.01	\$ 69.36	\$ 14.76	\$ 573.89
Lyford, George J & Clara	53-09-13-103-023.000-015		1B	N	\$ 169,200	\$ 91,470	\$ 77,730	\$ 1.5790	\$ 2.3198	\$ 1,183.76	\$ 1,947.84	\$ 208.70	\$ -	\$ 555.37	\$ 764.08	\$ 69.36	\$ 22.20	\$ 672.52
Hauser, Patrick A	53-09-13-407-016.000-015		1B	N	\$ 114,000	\$ 72,150	\$ 41,850	\$ 1.5790	\$ 2.3198	\$ 637.34	\$ 1,048.71	\$ 112.36	\$ -	\$ 299.01	\$ 411.37	\$ 69.36	\$ 14.76	\$ 327.25
Clontz, Donald E.	53-09-13-404-014.000-015		1B	N	\$ 155,300	\$ 83,465	\$ 71,835	\$ 1.5790	\$ 2.3198	\$ 1,094.22	\$ 1,800.47	\$ 192.90	\$ -	\$ 513.35	\$ 706.25	\$ 69.36	\$ 37.08	\$ 599.81
Wheeler, Elsa M	53-09-13-404-021.000-015		1B	N	\$ 155,300	\$ 86,605	\$ 68,695	\$ 1.5790	\$ 2.3198	\$ 1,046.16	\$ 1,721.42	\$ 184.43	\$ -	\$ 490.83	\$ 675.26	\$ 69.36	\$ 37.08	\$ 568.82
Jarvis, Jared & Jarvis, Glen R & Heather S	53-09-13-404-032.000-015		1B	N	\$ 200,800	\$ 102,530	\$ 98,270	\$ 1.5790	\$ 2.3198	\$ 1,496.58	\$ 2,354.94	\$ 252.31	\$ -	\$ 606.05	\$ 858.36	\$ 69.36	\$ 37.08	\$ 751.92
Highlife LLC	53-09-13-404-020.000-015		1B	N	\$ 134,300	\$ 79,255	\$ 55,045	\$ 1.5790	\$ 2.3198	\$ 838.28	\$ 1,379.36	\$ 147.78	\$ -	\$ 393.30	\$ 541.08	\$ 69.36	\$ 37.08	\$ 434.64
Hayslip, Marsai	53-09-13-404-057.000-015		1B	N	\$ 147,700	\$ 80,945	\$ 66,755	\$ 1.5790	\$ 2.3198	\$ 1,016.64	\$ 1,672.83	\$ 179.24	\$ -	\$ 476.95	\$ 656.19	\$ 69.36	\$ 37.08	\$ 549.75
Spartz, Matthew D	53-09-13-404-056.000-015		1B	N	\$ 169,300	\$ 90,385	\$ 78,915	\$ 1.5790	\$ 2.3198	\$ 1,201.92	\$ 1,950.42	\$ 208.98	\$ -	\$ 539.52	\$ 748.50	\$ 69.36	\$ 22.20	\$ 656.94
Roach, John F & Vickie R	53-09-13-404-037.000-015		1B	N	\$ 172,800	\$ 89,730	\$ 83,070	\$ 1.5790	\$ 2.3198	\$ 1,265.10	\$ 2,024.95	\$ 216.95	\$ -	\$ 542.90	\$ 759.85	\$ 69.36	\$ 37.08	\$ 653.41
Ramsey, Debra Lynn	53-09-13-404-042.000-015		1B	N	\$ 183,500	\$ 96,475	\$ 87,025	\$ 1.5790	\$ 2.3198	\$ 1,325.32	\$ 2,149.06	\$ 230.26	\$ -	\$ 593.49	\$ 823.74	\$ 69.36	\$ 37.08	\$ 717.30
Swando, Julie A & Zachary J Chmiel	53-09-13-404-049.000-015		1B	N	\$ 158,300	\$ 87,655	\$ 70,645	\$ 1.5790	\$ 2.3198	\$ 1,075.88	\$ 1,770.29	\$ 189.67	\$ -	\$ 504.74	\$ 694.41	\$ 69.36	\$ 37.08	\$ 587.97
McCracken, Linda O	53-09-13-404-043.000-015	1562	1B	N	\$ 164,100	\$ -	\$ 164,100	\$ 1.5790	\$ 2.3198	\$ 2,591.14	\$ 3,852.83	\$ 412.80	\$ -	\$ 848.89	\$ 1,261.69	\$ 69.36	\$ 22.20	\$ 1,170.13
Skivers, Donna M	53-09-13-101-041.000-015		1B	N	\$ 102,300	\$ 65,055	\$ 37,245	\$ 1.5790	\$ 2.3198	\$ 567.22	\$ 933.32	\$ 99.99	\$ -	\$ 266.11	\$ 366.10	\$ -	\$ -	\$ 366.10
Borden, Robert M; Barbara R & Fisher, Shanna	53-09-13-107-034.000-015		1B	N	\$ 146,900	\$ 90,100	\$ 56,800	\$ 1.5790	\$ 2.3198	\$ 865.02	\$ 1,423.35	\$ 152.50	\$ -	\$ 405.83	\$ 558.33	\$ 69.36	\$ 22.20	\$ 466.77
Trinkle, Laurie J	53-09-13-103-080.000-015		1B	N	\$ 107,800	\$ 83,175	\$ 24,625	\$ 1.5790	\$ 2.3198	\$ 151.00	\$ 154.02	\$ -	\$ -	\$ 3.02	\$ 3.02	\$ 69.36	\$ 14.76	\$ (81.10)
Buckner, J. Robert & Mary C.	53-09-13-103-069.000-015		1B	N	\$ 154,900	\$ 95,945	\$ 58,955	\$ 1.5790	\$ 2.3198	\$ 897.84	\$ 1,477.36	\$ 158.30	\$ -	\$ 421.22	\$ 579.52	\$ 69.36	\$ 14.76	\$ 495.40
Sander, Steven H & Pamela A	53-09-13-101-018.000-015		1B	N	\$ 133,300	\$ 117,760	\$ 15,540	\$ 1.5790	\$ 2.3198	\$ 236.68	\$ 389.43	\$ 41.73	\$ -	\$ 111.02	\$ 152.75	\$ -	\$ -	\$ 152.75
Valdovines, Nestor & Misti D	53-09-13-101-046.000-015		1B	N	\$ 149,600	\$ 84,050	\$ 65,550	\$ 1.5790	\$ 2.3198	\$ 998.28	\$ 1,642.61	\$ 175.99	\$ -	\$ 468.34	\$ 644.33	\$ -	\$ -	\$ 644.33
Vitols, Juris & Tomaro, Deborah	53-09-13-105-024.000-015		1B	N	\$ 103,900	\$ -	\$ 103,900	\$ 1.5790	\$ 2.3198	\$ 1,640.58	\$ 2,439.92	\$ 261.42	\$ -	\$ 537.92	\$ 799.34	\$ 69.36	\$ 14.76	\$ 715.22
Bell, Justin A & Lora Wagers	53-09-13-101-051.000-015		1B	N	\$ 135,500	\$ 3,000	\$ 132,500	\$ 1.5790	\$ 2.3198	\$ 2,092.18	\$ 3,178.11	\$ 340.51	\$ -	\$ 745.42	\$ 1,085.93	\$ 69.36	\$ 14.76	\$ 1,001.81
Goodwin, Linda	53-09-13-102-028.000-015		1B	N	\$ 123,400	\$ 89,440	\$ 33,960	\$ 1.5790	\$ 2.3198	\$ 309.10	\$ 315.28	\$ -	\$ -	\$ 6.18	\$ 6.18	\$ 69.36	\$ 14.76	\$ (77.94)
Sandoval, Moises Lopez & Gutierrez, Javier F & Dillard, Donna J & Dillard, Micha	53-09-12-402-004.000-015	1198	1B	N	\$ 270,300	\$ 126,750	\$ 143,550	\$ 1.5790	\$ 2.3198	\$ 2,186.16	\$ 3,178.83	\$ 340.59	\$ -	\$ 652.08	\$ 992.67	\$ 69.36	\$ 14.76	\$ 908.55
Frye, Jordan M; Shannon, Valerie K	53-09-13-103-060.000-015		1B	N	\$ 143,000	\$ 82,300	\$ 60,700	\$ 1.5790	\$ 2.3198	\$ 924.40	\$ 1,521.07	\$ 162.97	\$ -	\$ 433.70	\$ 596.67	\$ 69.36	\$ 22.20	\$ 505.11
Jackson, Charles L. & Diane	53-09-13-104-014.000-015		1B	N	\$ 133,400	\$ 75,940	\$ 57,460	\$ 1.5790	\$ 2.3198	\$ 875.08	\$ 1,439.89	\$ 154.27	\$ -	\$ 410.54	\$ 564.81	\$ 69.36	\$ 22.20	\$ 473.25
Bankers Trust Company Of Calif	53-09-13-103-042.000-015		1B	N	\$ 97,400	\$ -	\$ 97,400	\$ 1.5790	\$ 2.3198	\$ 1,537.96	\$ 2,286.81	\$ 245.02	\$ -	\$ 503.84	\$ 748.85	\$ 69.36	\$ 22.20	\$ 657.29
Tunberg, Zachary Ryan	53-09-13-105-039.000-015		1B	N	\$ 146,600	\$ 83,560	\$ 63,040	\$ 1.5790	\$ 2.3198	\$ 960.04	\$ 1,579.72	\$ 169.26	\$ -	\$ 450.42	\$ 619.68	\$ 69.36	\$ 14.76	\$ 535.56
Vaught, Bud Jack & Helen A.	53-09-12-402-007.000-015	1160	1B	N	\$ 76,400	\$ 58,990	\$ 17,410	\$ 1.5790	\$ 2.3198	\$ 265.14	\$ 436.28	\$ 46.74	\$ -	\$ 124.40	\$ 171.14	\$ 69.36	\$ 22.20	\$ 79.58
Cloyd, Mary Felice	53-09-13-105-031.000-015		1B	N	\$ 142,400	\$ 79,090	\$ 63,310	\$ 1.5790	\$ 2.3198	\$ 964.16	\$ 1,586.48	\$ 169.98	\$ -	\$ 452.34	\$ 622.32	\$ 69.36	\$ 14.76	\$ 538.20
Hamblen, Wendell D. & Norma Sue	53-09-13-102-016.000-015		1B	N	\$ 125,900	\$ 85,760	\$ 40,140	\$ 1.5790	\$ 2.3198	\$ 611.30	\$ 1,005.87	\$ 107.78	\$ -	\$ 286.79	\$ 394.57	\$ 69.36	\$ 22.20	\$ 303.01
Costley Rentals South LLC	53-09-13-102-019.000-015		1B	N	\$ 99,200	\$ -	\$ 99,200	\$ 1.5790	\$ 2.3198	\$ 1,566.36	\$ 2,329.07	\$ 249.54	\$ -	\$ 513.17	\$ 762.71	\$ 69.36	\$ 22.20	\$ 671.15
Jerrell, Phillip D. & Wilma R.	53-09-13-107-046.000-015		1B	N	\$ 179,100	\$ 94,340	\$ 84,760	\$ 1.5790	\$ 2.3198	\$ 1,290.84	\$ 2,078.29	\$ 222.67	\$ -	\$ 564.78	\$ 787.45	\$ -	\$ -	\$ 787.45
Jewart, Harry B & Phyllis L	53-09-12-402-021.000-015		1B	N	\$ 148,900	\$ 94,665	\$ 54,235	\$ 1.5790	\$ 2.3198	\$ 484.04	\$ 493.72	\$ -	\$ -	\$ 9.68	\$ 9.68	\$ 69.36	\$ 14.76	\$ (74.44)
Kinser, Hazel , Gary & Connie; Peggy Prince; Betty Elkins	53-09-12-401-008.000-015		1B	N	\$ 181,800	\$ -	\$ 181,800	\$ 1.5790	\$ 2.3198	\$ 2,870.62	\$ 4,268.40	\$ 457.33	\$ -	\$ 940.45	\$ 1,397.78	\$ 69.36	\$ 22.20	\$ 1,306.22
Westward Ho LLC	53-08-17-203-001.000-009		1B	N	\$ 54,700	\$ -	\$ 54,700	\$ 2.0669	\$ 2.0675	\$ 1,130.60	\$ 1,266.61	\$ 135.71	\$ -	\$ 0.30	\$ 136.01	\$ -	\$ -	\$ 136.01
Bodle, Dawn	53-09-12-402-005.000-015	1322	1B	N	\$ 135,900	\$ 79,815	\$ 56,085	\$ 1.5790	\$ 2.3198	\$ 854.12	\$ 1,405.43	\$ 150.58	\$ -	\$ 400.73	\$ 551.31	\$ 69.36	\$ 22.20	\$ 459.75
Barnhill, Martha J	53-09-13-404-044.000-015	1651	1B	N	\$ 162,200	\$ 89,020	\$ 73,180	\$ 1.5790	\$ 2.3198	\$ 1,114.48	\$ 1,833.83	\$ 196.49	\$ -	\$ 522.86	\$ 719.35	\$ 69.36	\$ 37.08	\$ 612.91
Woodhaven-citation Homeowners Assoc., Inc.	53-09-13-404-058.000-015		1B	N	\$ -	\$ -	\$ -	\$ 1.5790	\$ 2.3198	\$ -	\$ -	\$ -	\$ -	\$ -	\$ -	\$ -	\$ -	\$ -
Faulkner, Thomas E.	53-09-13-401-043.000-015	1292	1B	N	\$ 150,800	\$ 3,000	\$ 147,800	\$ 1.5790	\$ 2.3198	\$ 2,333.76	\$ 3,537.33	\$ 379.00	\$ -	\$ 824.57	\$ 1,203.57	\$ 69.36	\$ 37.08	\$ 1,097.13
Ramsey, Robert & Sarah	53-09-13-401-037.000-015	1292	1B	N	\$ 178,000	\$ 119,510	\$ 58,490	\$ 1.5790	\$ 2.3198	\$ 890.76	\$ 1,465.70	\$ 157.04	\$ -	\$ 417.90	\$ 574.94	\$ 69.36	\$ 37.08	\$ 468.50
Phillips, Hebe L	53-09-13-401-054.000-015	1292	1B	N	\$ 152,700	\$ 85,695	\$ 67,005	\$ 1.5790	\$ 2.3198	\$ 1,020.44	\$ 1,679.09	\$ 179.91	\$ -	\$ 478.74	\$ 658.65	\$ -	\$ -	\$ 658.65

City of Bloomington

Area #1B: South-West Annexation Area - Tax Impacts Analysis

Note (1): This section shoes the inc/(dec) in tax bills due to differences between township fire protection rates and the Monroe Fire Protection District fire rate

Owner Name	Parcel #	Waiver	Annexation Area	AG	2020 Pay 2021 Gross AV	2020 Pay 2021 Deductions /Exemptions	2020 Pay 2021 NAV	Pre-Annex 2020 Pay 2021 Prop Tax Rate	Post-Annex Prop Tax Rate	Pre-Annex Tax Bill	Post-Annex Tax Bill	Net Tax Bill Increase Due Solely to AV Growth (12% - Aggregate over 4 years)	Net Tax Bill Increase Due to Difference Between Fire Rates (1)	Net Tax Bill Increase Due to Annexation	Total Post-Annexation Net Tax Bill Increase	Benefit 1 Yearly Sewer Bill Savings (@ 4000 Gal/Month)	Benefit 2 Yearly Fire Protection (Water Surcharge) Savings	Post-Annex Tax Bill Inc/(Dec) Net of Benefits
Kirk, Judith A.	53-09-13-401-035.000-015	1292	1B	N	\$ 183,900	\$ 96,615	\$ 87,285	\$ 1.5790	\$ 2.3198	\$ 1,329.28	\$ 2,153.82	\$ 230.76	\$ -	\$ 593.78	\$ 824.54	\$ 69.36	\$ 37.08	\$ 718.10
Osborne, Richard M & Priscilla B	53-09-13-401-036.000-015	1292	1B	N	\$ 157,100	\$ 84,235	\$ 72,865	\$ 1.5790	\$ 2.3198	\$ 1,109.68	\$ 1,825.92	\$ 195.64	\$ -	\$ 520.61	\$ 716.24	\$ 69.36	\$ 37.08	\$ 609.80
Fine, Byron A & Christine M Zbikowski	53-09-13-401-047.000-015	1292	1B	N	\$ 178,600	\$ -	\$ 178,600	\$ 1.5790	\$ 2.3198	\$ 2,820.08	\$ 4,193.27	\$ 449.28	\$ -	\$ 923.91	\$ 1,373.19	\$ 69.36	\$ 37.08	\$ 1,266.75
Ramsey, Ronald W & Judith	53-09-13-401-046.000-015	1292	1B	N	\$ 168,700	\$ 88,295	\$ 80,405	\$ 1.5790	\$ 2.3198	\$ 1,224.52	\$ 1,976.17	\$ 211.74	\$ -	\$ 539.91	\$ 751.65	\$ 69.36	\$ 22.20	\$ 660.09
Cissell, Donald R & Linda S	53-09-13-401-048.000-015	1292	1B	N	\$ 135,900	\$ 79,815	\$ 56,085	\$ 1.5790	\$ 2.3198	\$ 854.12	\$ 1,405.43	\$ 150.58	\$ -	\$ 400.73	\$ 551.31	\$ 69.36	\$ 22.20	\$ 459.75
Elliott, Brittney	53-09-13-401-012.000-015	1292	1B	N	\$ 167,200	\$ 90,595	\$ 76,605	\$ 1.5790	\$ 2.3198	\$ 1,166.64	\$ 1,919.66	\$ 205.69	\$ -	\$ 547.34	\$ 753.02	\$ 69.36	\$ 37.08	\$ 646.58
Beebe, Elyse	53-09-13-401-018.000-015	1292	1B	N	\$ 121,500	\$ 74,775	\$ 46,725	\$ 1.5790	\$ 2.3198	\$ 711.60	\$ 1,170.88	\$ 125.45	\$ -	\$ 333.83	\$ 459.28	\$ 69.36	\$ 37.08	\$ 352.84
Carlson, Lee T & Kristi L	53-09-13-401-010.000-015	1292	1B	N	\$ 169,000	\$ 91,400	\$ 77,600	\$ 1.5790	\$ 2.3198	\$ 1,181.80	\$ 1,944.58	\$ 208.35	\$ -	\$ 554.43	\$ 762.78	\$ 69.36	\$ 37.08	\$ 656.34
Carroll, Brett A & Crystal A	53-09-13-401-023.000-015	1292	1B	N	\$ 178,300	\$ 116,615	\$ 61,685	\$ 1.5790	\$ 2.3198	\$ 939.42	\$ 1,545.76	\$ 165.61	\$ -	\$ 440.72	\$ 606.34	\$ 69.36	\$ 37.08	\$ 499.90
Tatom, Ronald D & Saunders , Jane A	53-09-13-401-017.000-015	1292	1B	N	\$ 175,900	\$ 93,815	\$ 82,085	\$ 1.5790	\$ 2.3198	\$ 1,250.08	\$ 2,056.96	\$ 220.38	\$ -	\$ 586.49	\$ 806.88	\$ 69.36	\$ 37.08	\$ 700.44
Knudsen, Zachary	53-09-13-401-055.000-015	1292	1B	N	\$ 142,300	\$ 82,055	\$ 60,245	\$ 1.5790	\$ 2.3198	\$ 917.48	\$ 1,509.67	\$ 161.74	\$ -	\$ 430.45	\$ 592.19	\$ 69.36	\$ 22.20	\$ 500.63
Brennan, Bridget H	53-09-13-401-051.000-015	1292	1B	N	\$ 172,800	\$ 89,730	\$ 83,070	\$ 1.5790	\$ 2.3198	\$ 1,265.10	\$ 2,024.95	\$ 216.95	\$ -	\$ 542.90	\$ 759.85	\$ 69.36	\$ 37.08	\$ 653.41
Burgess, Theresa A & Rick D	53-09-13-401-032.000-015	1292	1B	N	\$ 185,100	\$ 94,035	\$ 91,065	\$ 1.5790	\$ 2.3198	\$ 1,386.86	\$ 2,171.34	\$ 232.65	\$ -	\$ 551.84	\$ 784.48	\$ 69.36	\$ 37.08	\$ 678.04
Jessee, Christopher L & Martha Anna Nowicki	53-09-13-401-033.000-015	1292	1B	N	\$ 173,200	\$ 92,870	\$ 80,330	\$ 1.5790	\$ 2.3198	\$ 1,223.36	\$ 2,013.00	\$ 215.69	\$ -	\$ 573.96	\$ 789.64	\$ 69.36	\$ 37.08	\$ 683.20
Antonetti, Lou Ann	53-09-13-106-027.000-015		1B	N	\$ 123,100	\$ 89,335	\$ 33,765	\$ 1.5790	\$ 2.3198	\$ 384.50	\$ 392.19	\$ -	\$ -	\$ 7.69	\$ 7.69	\$ 69.36	\$ 14.76	\$ (76.43)
Murphy, Allan R	53-09-13-404-045.000-015		1B	N	\$ 161,300	\$ 85,705	\$ 75,595	\$ 1.5790	\$ 2.3198	\$ 1,151.26	\$ 1,888.08	\$ 202.29	\$ -	\$ 534.54	\$ 736.82	\$ 69.36	\$ 22.20	\$ 645.26
Branne, Lawrence H & Sara E	53-09-13-404-034.000-015		1B	N	\$ 147,500	\$ 83,875	\$ 63,625	\$ 1.5790	\$ 2.3198	\$ 968.96	\$ 1,594.37	\$ 170.83	\$ -	\$ 454.59	\$ 625.41	\$ 69.36	\$ 22.20	\$ 533.85
Sherfick, Stuart A & Robin M	53-09-13-404-024.000-015		1B	N	\$ 145,400	\$ 82,965	\$ 62,435	\$ 1.5790	\$ 2.3198	\$ 950.84	\$ 1,564.55	\$ 167.63	\$ -	\$ 446.09	\$ 613.71	\$ 69.36	\$ 22.20	\$ 522.15
Fyffe, Darlene S	53-09-13-404-022.000-015		1B	N	\$ 150,200	\$ 84,820	\$ 65,380	\$ 1.5790	\$ 2.3198	\$ 995.68	\$ 1,638.37	\$ 175.55	\$ -	\$ 467.14	\$ 642.69	\$ 69.36	\$ 37.08	\$ 536.25
Meadows, Myla J	53-09-13-404-010.000-015		1B	N	\$ 196,500	\$ 115,025	\$ 81,475	\$ 1.5790	\$ 2.3198	\$ 966.88	\$ 986.22	\$ -	\$ -	\$ 19.34	\$ 19.34	\$ 69.36	\$ 37.08	\$ (87.10)
Wheeler, Ryan O & Victoria C	53-09-13-404-051.000-015		1B	N	\$ 160,300	\$ 88,355	\$ 71,945	\$ 1.5790	\$ 2.3198	\$ 1,095.68	\$ 1,802.86	\$ 193.16	\$ -	\$ 514.03	\$ 707.18	\$ 69.36	\$ 22.20	\$ 615.62
Mc Artor, Vervleena A	53-09-13-404-012.000-015		1B	N	\$ 148,900	\$ 81,365	\$ 67,535	\$ 1.5790	\$ 2.3198	\$ 1,028.52	\$ 1,692.35	\$ 181.32	\$ -	\$ 482.51	\$ 663.83	\$ 69.36	\$ 37.08	\$ 557.39
Brown, Jay	53-09-13-404-025.000-015		1B	N	\$ 175,900	\$ -	\$ 175,900	\$ 1.5790	\$ 2.3198	\$ 2,777.46	\$ 4,129.88	\$ 442.49	\$ -	\$ 909.93	\$ 1,352.42	\$ -	\$ -	\$ 1,352.42
Bass, Kevin & Janet E	53-09-13-404-036.000-015		1B	N	\$ 144,200	\$ 82,720	\$ 61,480	\$ 1.5790	\$ 2.3198	\$ 936.30	\$ 1,540.64	\$ 165.08	\$ -	\$ 439.27	\$ 604.34	\$ 69.36	\$ 37.08	\$ 497.90
Drake, Elizabeth A	53-09-13-404-019.000-015		1B	N	\$ 163,800	\$ 89,475	\$ 74,325	\$ 1.5790	\$ 2.3198	\$ 1,131.92	\$ 1,862.50	\$ 199.55	\$ -	\$ 531.03	\$ 730.58	\$ 69.36	\$ 37.08	\$ 624.14
Smith, Thomas J & Jessica J	53-09-13-404-035.000-015		1B	N	\$ 157,100	\$ 84,235	\$ 72,865	\$ 1.5790	\$ 2.3198	\$ 1,109.68	\$ 1,825.92	\$ 195.64	\$ -	\$ 520.61	\$ 716.24	\$ 69.36	\$ 37.08	\$ 609.80
Foutz, Ginger L	53-09-13-404-013.000-015		1B	N	\$ 175,600	\$ 93,710	\$ 81,890	\$ 1.5790	\$ 2.3198	\$ 1,247.12	\$ 2,052.08	\$ 219.87	\$ -	\$ 585.09	\$ 804.96	\$ 69.36	\$ 22.20	\$ 713.40
Lessig, Alan R. & Peggy Sue	53-09-13-404-023.000-015		1B	N	\$ 180,400	\$ 92,390	\$ 88,010	\$ 1.5790	\$ 2.3198	\$ 1,340.32	\$ 2,115.40	\$ 226.65	\$ -	\$ 548.43	\$ 775.08	\$ 69.36	\$ 37.08	\$ 668.64
Kramer, Jo Anne	53-09-13-404-017.000-015		1B	N	\$ 179,700	\$ 95,145	\$ 84,555	\$ 1.5790	\$ 2.3198	\$ 1,287.72	\$ 2,103.85	\$ 225.42	\$ -	\$ 590.71	\$ 816.13	\$ 69.36	\$ 37.08	\$ 709.69
Reid, Caleb A; Dorantes, Cindy Cruz	53-09-13-404-028.000-015		1B	N	\$ 186,700	\$ 97,420	\$ 89,280	\$ 1.5790	\$ 2.3198	\$ 1,359.68	\$ 2,181.74	\$ 233.77	\$ -	\$ 588.30	\$ 822.06	\$ 69.36	\$ 37.08	\$ 715.62
Foster, Kevin	53-09-13-105-033.000-015		1B	N	\$ 95,000	\$ 65,500	\$ 29,500	\$ 1.5790	\$ 2.3198	\$ 449.26	\$ 739.24	\$ 79.20	\$ -	\$ 210.78	\$ 289.98	\$ 69.36	\$ 22.20	\$ 198.42
Anderson, Burton Arkell & Mitze Revocable Living Trust	53-09-13-101-033.000-015		1B	N	\$ 152,200	\$ 81,085	\$ 71,115	\$ 1.5790	\$ 2.3198	\$ 1,085.32	\$ 1,785.85	\$ 191.35	\$ -	\$ 509.19	\$ 700.53	\$ 69.36	\$ 22.20	\$ 608.97
Klofta, Gus	53-09-13-104-031.000-015		1B	N	\$ 118,600	\$ 73,760	\$ 44,840	\$ 1.5790	\$ 2.3198	\$ 682.88	\$ 1,123.65	\$ 120.40	\$ -	\$ 320.38	\$ 440.77	\$ 69.36	\$ 22.20	\$ 349.21
Payne, Carl Richard Revocable Trust	53-09-13-404-039.000-015		1B	N	\$ 269,700	\$ 126,645	\$ 143,055	\$ 1.5790	\$ 2.3198	\$ 2,178.62	\$ 3,174.94	\$ 340.18	\$ -	\$ 656.14	\$ 996.32	\$ -	\$ -	\$ 996.32
Hartsock, Leslie S & Tammie L	53-09-13-404-016.000-015		1B	N	\$ 156,600	\$ 87,060	\$ 69,540	\$ 1.5790	\$ 2.3198	\$ 1,059.04	\$ 1,742.61	\$ 186.71	\$ -	\$ 496.86	\$ 683.57	\$ 69.36	\$ 22.20	\$ 592.01
Haro, Lilia M	53-09-13-404-055.000-015		1B	N	\$ 136,500	\$ 79,850	\$ 56,650	\$ 1.5790	\$ 2.3198	\$ 862.72	\$ 1,419.58	\$ 152.10	\$ -	\$ 404.77	\$ 556.86	\$ -	\$ -	\$ 556.86
Williams, Steven D & Evans, Stacey E	53-09-13-407-003.000-015	1129	1B	N	\$ 125,200	\$ -	\$ 125,200	\$ 1.5790	\$ 2.3198	\$ 1,976.92	\$ 2,939.52	\$ 314.95	\$ -	\$ 647.65	\$ 962.60	\$ 69.36	\$ 22.20	\$ 871.04
Richardson, Vivian L & Melton, Walter Jr	53-09-13-103-007.000-015		1B	N	\$ 116,700	\$ 73,095	\$ 43,605	\$ 1.5790	\$ 2.3198	\$ 664.08	\$ 1,092.71	\$ 117.08	\$ -	\$ 311.54	\$ 428.63	\$ 69.36	\$ 14.76	\$ 344.51
Hosler, James H. & Victoria A.	53-09-13-105-035.000-015		1B	N	\$ 133,900	\$ 76,115	\$ 57,785	\$ 1.5790	\$ 2.3198	\$ 880.04	\$ 1,448.03	\$ 155.14	\$ -	\$ 412.85	\$ 567.99	\$ 69.36	\$ 22.20	\$ 476.43
Evans, William C & Diana K	53-09-13-101-008.000-015		1B	N	\$ 130,000	\$ 77,750	\$ 52,250	\$ 1.5790	\$ 2.3198	\$ 795.72	\$ 1,309.33	\$ 140.29	\$ -	\$ 373.32	\$ 513.61	\$ 69.36	\$ 14.76	\$ 429.49
Vernon, Norma Joan; Wiesler, Sandra Jean Unversaw;Unversaw, Ralph Allen & Brown,	53-09-12-402-027.000-015		1B	N	\$ 171,100	\$ 103,135	\$ 67,965	\$ 1.5790	\$ 2.3198	\$ 1,009.24	\$ 1,029.42	\$ -	\$ -	\$ 20.18	\$ 20.18	\$ 69.36	\$ 22.20	\$ (71.38)
T & S Home Improvements LLC	53-09-13-407-013.000-015		1B	N	\$ 28,700	\$ -	\$ 28,700	\$ 1.5790	\$ 2.3198	\$ 453.16	\$ 745.67	\$ 79.89	\$ -	\$ 212.62	\$ 292.51	\$ -	\$ -	\$ 292.51
Powell, Troy E & Carol J	53-09-13-409-015.000-015	1790	1B	N	\$ 170,300	\$ 91,855	\$ 78,445	\$ 1.5790	\$ 2.3198	\$ 1,194.66	\$ 1,965.74	\$ 210.61	\$ -	\$ 560.47	\$ 771.08	\$ 69.36	\$ 22.20	\$ 679.52
Kidner, Ria Quintana & Jonathan Everett	53-09-13-400-059.000-015		1B	N	\$ 195,200	\$ 100,290	\$ 94,910	\$ 1.5790	\$ 2.3198	\$ 1,445.40	\$ 2,279.64	\$ 244.24	\$ -	\$ 590.00	\$ 834.24	\$ 69.36	\$ 14.76	\$ 750.12
Southern, Wendell L. & Helen J.	53-09-13-400-015.000-015		1B	N	\$ 1,400	\$ -	\$ 1,400	\$ 1.5790	\$ 2.3198	\$ 22.11	\$ 36.37	\$ 3.90	\$ -	\$ 10.37	\$ 14.26	\$ -	\$ -	\$ 14.26
Southern, Wendell L. & Helen J.	53-09-13-400-079.000-015		1B	N	\$ 1,900	\$ -	\$ 1,900	\$ 1.5790	\$ 2.3198	\$ 30.00	\$ 49.37	\$ 5.29	\$ -	\$ 14.08	\$ 19.37	\$ -	\$ -	\$ 19.37
Southern, Wendell L. & Helen J.	53-09-13-400-078.000-015		1B	N	\$ 1,500	\$ -	\$ 1,500	\$ 1.5790	\$ 2.3198	\$ 23.68	\$ 38.97	\$ 4.18	\$ -	\$ 11.12	\$ 15.29	\$ -	\$ -	\$ 15.29

City of Bloomington

Area #1B: South-West Annexation Area - Tax Impacts Analysis



Note (1): This section shows the inc/(dec) in tax bills due to differences between township fire protection rates and the Monroe Fire Protection District fire rate

Owner Name	Parcel #	Waiver	Annexation Area	AG	2020 Pay 2021 Gross AV	2020 Pay 2021 Deductions /Exemptions	2020 Pay 2021 NAV	Pre-Annex 2020 Pay 2021 Prop Tax Rate	Post-Annex Prop Tax Rate	Pre-Annex Tax Bill	Post-Annex Tax Bill	Net Tax Bill Increase Due Solely to AV Growth (12% - Aggregate over 4 years)	Net Tax Bill Increase Due to Difference Between Fire Rates (1)	Net Tax Bill Increase Due to Annexation	Total Post-Annexation Net Tax Bill Increase	Benefit 1 Yearly Sewer Bill Savings (@ 4000 Gal/Month)	Benefit 2 Yearly Fire Protection (Water Surcharge) Savings	Post-Annex Tax Bill Inc/(Dec) Net of Benefits
Abbott, Jerry Francis & Velma Darlene Revocable Trust	53-09-13-400-048.000-015		1B	N	\$ 19,300	\$ -	\$ 19,300	\$ 1.5790	\$ 2.3198	\$ 304.76	\$ 501.45	\$ 53.73	\$ -	\$ 142.96	\$ 196.69	\$ -	\$ -	\$ 196.69
Bennett, Fredrick E; Pierson-Bennett, Latanya M	53-09-13-400-076.000-015		1B	N	\$ 145,500	\$ 83,175	\$ 62,325	\$ 1.5790	\$ 2.3198	\$ 949.16	\$ 1,561.80	\$ 167.34	\$ -	\$ 445.30	\$ 612.64	\$ -	\$ -	\$ 612.64
Wells, Richard Dale	53-09-13-400-040.000-015		1B	N	\$ 1,400	\$ -	\$ 1,400	\$ 1.5790	\$ 2.3198	\$ 22.11	\$ 36.37	\$ 3.90	\$ -	\$ 10.37	\$ 14.26	\$ -	\$ -	\$ 14.26
State of Indiana	53-09-13-400-019.000-015	1636	1B	N	\$ -	\$ -	\$ -	\$ 1.5790	\$ 2.3198	\$ -	\$ -	\$ -	\$ -	\$ -	\$ -	\$ -	\$ -	\$ -
Cardosa, Simone E; Toney, Allison R	53-09-13-402-008.000-015	1629	1B	N	\$ 164,700	\$ 89,895	\$ 74,805	\$ 1.5790	\$ 2.3198	\$ 1,139.22	\$ 1,874.54	\$ 200.85	\$ -	\$ 534.47	\$ 735.32	\$ 69.36	\$ 22.20	\$ 643.76
Smith, Donald E & Beverly J Trust	53-09-12-402-033.000-015	1188	1B	N	\$ 162,100	\$ 85,985	\$ 76,115	\$ 1.5790	\$ 2.3198	\$ 1,159.18	\$ 1,897.62	\$ 203.32	\$ -	\$ 535.12	\$ 738.44	\$ 69.36	\$ 22.20	\$ 646.88
State of Indiana	53-09-13-400-007.000-015		1B	N	\$ -	\$ -	\$ -	\$ 1.5790	\$ 2.3198	\$ -	\$ -	\$ -	\$ -	\$ -	\$ -	\$ -	\$ -	\$ -
Jones, Jeffrey S	53-09-13-102-026.000-015		1B	N	\$ 101,400	\$ -	\$ 101,400	\$ 1.5790	\$ 2.3198	\$ 1,601.12	\$ 2,380.73	\$ 255.08	\$ -	\$ 524.53	\$ 779.61	\$ 69.36	\$ 14.76	\$ 695.49
Taylor, Pilar	53-09-12-402-038.000-015		1B	N	\$ 200,300	\$ 102,355	\$ 97,945	\$ 1.5790	\$ 2.3198	\$ 1,491.64	\$ 2,348.99	\$ 251.67	\$ -	\$ 605.68	\$ 857.35	\$ 69.36	\$ 14.76	\$ 773.23
Bowlen, Tara L & Andrew B	53-09-13-103-002.000-015		1B	N	\$ 153,700	\$ 86,045	\$ 67,655	\$ 1.5790	\$ 2.3198	\$ 1,030.32	\$ 1,695.37	\$ 181.65	\$ -	\$ 483.39	\$ 665.05	\$ 69.36	\$ 14.76	\$ 580.93
Jones, Tami	53-09-13-105-015.000-015		1B	N	\$ 108,200	\$ 70,120	\$ 38,080	\$ 1.5790	\$ 2.3198	\$ 579.92	\$ 954.26	\$ 102.25	\$ -	\$ 272.09	\$ 374.34	\$ 69.36	\$ 14.76	\$ 290.22
Mugford, Amy D & Floyd; Kappel, Katrina	53-08-17-405-025.000-008		1B	N	\$ 314,600	\$ 142,360	\$ 172,240	\$ 1.5437	\$ 2.2845	\$ 2,564.60	\$ 3,709.30	\$ 397.43	\$ -	\$ 747.27	\$ 1,144.70	\$ 69.36	\$ 22.20	\$ 1,053.14
Young, Linda A Trust	53-08-17-405-031.000-008		1B	N	\$ 222,600	\$ 107,160	\$ 115,440	\$ 1.5437	\$ 2.2845	\$ 1,718.86	\$ 2,617.63	\$ 280.46	\$ -	\$ 618.31	\$ 898.77	\$ 69.36	\$ 22.20	\$ 807.21
Ramey, Kent Emerson & Case, Tina Lee	53-08-17-405-021.000-008		1B	N	\$ 253,500	\$ 120,625	\$ 132,875	\$ 1.5437	\$ 2.2845	\$ 1,978.46	\$ 2,971.31	\$ 318.36	\$ -	\$ 674.50	\$ 992.85	\$ 69.36	\$ 22.20	\$ 901.29
Goble, Tyler S	53-08-17-405-032.000-008		1B	N	\$ 221,500	\$ 109,775	\$ 111,725	\$ 1.5437	\$ 2.2845	\$ 1,663.54	\$ 2,601.30	\$ 278.71	\$ -	\$ 659.05	\$ 937.76	\$ 69.36	\$ 22.20	\$ 846.20
Hackler, Tara K & Adam K	53-08-17-405-005.000-008		1B	N	\$ 230,000	\$ 112,750	\$ 117,250	\$ 1.5437	\$ 2.2845	\$ 1,745.80	\$ 2,702.46	\$ 289.55	\$ -	\$ 667.11	\$ 956.66	\$ 69.36	\$ 22.20	\$ 865.10
Aslami, Syd Sulman	53-08-17-405-006.000-008		1B	N	\$ 185,200	\$ 97,070	\$ 88,130	\$ 1.5437	\$ 2.2845	\$ 1,312.22	\$ 2,169.30	\$ 232.43	\$ -	\$ 624.65	\$ 857.08	\$ 69.36	\$ 22.20	\$ 765.52
Moore, Maurice Duane & Denise A	53-08-17-405-009.000-008		1B	N	\$ 254,300	\$ 117,905	\$ 136,395	\$ 1.5437	\$ 2.2845	\$ 2,031.42	\$ 3,008.57	\$ 322.34	\$ -	\$ 654.81	\$ 977.15	\$ 69.36	\$ 22.20	\$ 885.59
Weakly, Joshua Robert & Rachel V	53-08-17-405-011.000-008		1B	N	\$ 225,200	\$ 111,070	\$ 114,130	\$ 1.5437	\$ 2.2845	\$ 1,699.36	\$ 2,645.34	\$ 283.44	\$ -	\$ 662.55	\$ 945.98	\$ 69.36	\$ 22.20	\$ 854.42
Baugh, Laura M	53-08-17-405-010.000-008		1B	N	\$ 198,400	\$ 98,690	\$ 99,710	\$ 1.5437	\$ 2.2845	\$ 1,484.64	\$ 2,329.62	\$ 249.60	\$ -	\$ 595.38	\$ 844.98	\$ 69.36	\$ 22.20	\$ 753.42
Kirtland, John W & Sharon V	53-08-17-405-013.000-008		1B	N	\$ 226,000	\$ 108,350	\$ 117,650	\$ 1.5437	\$ 2.2845	\$ 1,751.76	\$ 2,658.09	\$ 284.80	\$ -	\$ 621.54	\$ 906.33	\$ 69.36	\$ 22.20	\$ 814.77
Clarke, Lisa R	53-08-17-405-017.000-008		1B	N	\$ 204,900	\$ 103,860	\$ 101,040	\$ 1.5437	\$ 2.2845	\$ 1,504.44	\$ 2,400.50	\$ 257.20	\$ -	\$ 638.86	\$ 896.06	\$ 69.36	\$ 22.20	\$ 804.50
McMichael, Lisa	53-08-17-405-012.000-008		1B	N	\$ 188,200	\$ 95,120	\$ 93,080	\$ 1.5437	\$ 2.2845	\$ 1,385.92	\$ 2,208.24	\$ 236.60	\$ -	\$ 585.72	\$ 822.32	\$ 69.36	\$ 22.20	\$ 730.76
Stolz, Jeannette	53-08-17-405-016.000-008		1B	N	\$ 189,600	\$ 98,610	\$ 90,990	\$ 1.5437	\$ 2.2845	\$ 1,354.80	\$ 2,221.66	\$ 238.04	\$ -	\$ 628.82	\$ 866.86	\$ 69.36	\$ 22.20	\$ 775.30
Mellon, Mary R	53-08-17-405-019.000-008		1B	N	\$ 211,000	\$ 106,100	\$ 104,900	\$ 1.5437	\$ 2.2845	\$ 1,561.92	\$ 2,476.34	\$ 265.32	\$ -	\$ 649.10	\$ 914.42	\$ 69.36	\$ 22.20	\$ 822.86
Joseph Christine LLC	53-08-17-404-021.000-008	2094	1B	N	\$ 206,200	\$ -	\$ 206,200	\$ 1.5437	\$ 2.2845	\$ 3,183.12	\$ 4,841.28	\$ 518.71	\$ -	\$ 1,139.45	\$ 1,658.16	\$ 69.36	\$ 22.20	\$ 1,566.60
Johnson, Larry Dale	53-08-17-404-014.000-008	2431	1B	N	\$ 214,300	\$ 107,150	\$ 107,150	\$ 1.5437	\$ 2.2845	\$ 1,595.42	\$ 2,512.37	\$ 269.18	\$ -	\$ 647.77	\$ 916.95	\$ 69.36	\$ 22.20	\$ 825.39
American Homes 4 Rent Properties Six LLC	53-08-17-404-034.000-008	2033	1B	N	\$ 209,000	\$ -	\$ 209,000	\$ 1.5437	\$ 2.2845	\$ 3,226.32	\$ 4,907.02	\$ 525.75	\$ -	\$ 1,154.95	\$ 1,680.70	\$ 69.36	\$ 22.20	\$ 1,589.14
Gleyze, Jacqueline Susan & Gleyze, Jacques & Lydia	53-08-17-404-002.000-008	2541	1B	N	\$ 184,700	\$ 93,895	\$ 90,805	\$ 1.5437	\$ 2.2845	\$ 1,352.06	\$ 2,166.59	\$ 232.14	\$ -	\$ 582.39	\$ 814.53	\$ 69.36	\$ 22.20	\$ 722.97
Buuck, John A & Mary E	53-08-17-404-033.000-008	2426	1B	N	\$ 192,200	\$ 99,520	\$ 92,680	\$ 1.5437	\$ 2.2845	\$ 1,379.96	\$ 2,252.61	\$ 241.36	\$ -	\$ 631.29	\$ 872.65	\$ 69.36	\$ 22.20	\$ 781.09
Lochmiller, Chad R & Lester, Jessica N	53-08-17-404-020.000-008		1B	N	\$ 219,400	\$ 108,935	\$ 110,465	\$ 1.5437	\$ 2.2845	\$ 1,644.78	\$ 2,573.07	\$ 275.69	\$ -	\$ 652.60	\$ 928.29	\$ 69.36	\$ 22.20	\$ 836.73
Miller, Mark & Leslie	53-08-17-404-006.000-008		1B	N	\$ 231,100	\$ 110,030	\$ 121,070	\$ 1.5437	\$ 2.2845	\$ 1,802.84	\$ 2,722.89	\$ 291.73	\$ -	\$ 628.31	\$ 920.05	\$ 69.36	\$ 22.20	\$ 828.49
Rall, Christopher & Sue	53-08-17-404-008.000-008	2424	1B	N	\$ 179,100	\$ -	\$ 179,100	\$ 1.5437	\$ 2.2845	\$ 2,764.76	\$ 4,205.01	\$ 450.54	\$ -	\$ 989.71	\$ 1,440.25	\$ 69.36	\$ 22.20	\$ 1,348.69
Koss, Alan & Laver, Errin	53-08-17-404-010.000-008	2430	1B	N	\$ 243,300	\$ 117,405	\$ 125,895	\$ 1.5437	\$ 2.2845	\$ 1,874.52	\$ 2,860.74	\$ 306.50	\$ -	\$ 679.72	\$ 986.22	\$ 69.36	\$ 22.20	\$ 894.66
Smeiser, William C & Sheila S	53-01-40-379-000.000-008		1B	N	\$ 254,200	\$ -	\$ 254,200	\$ 1.5437	\$ 2.2845	\$ 3,924.08	\$ 5,968.25	\$ 639.46	\$ -	\$ 1,404.71	\$ 2,044.17	\$ 69.36	\$ 14.76	\$ 1,960.05
Board Of Commissioners Of Monroe Co	53-09-13-400-087.000-015		1B	N	\$ -	\$ -	\$ -	\$ 1.5790	\$ 2.3198	\$ -	\$ -	\$ -	\$ -	\$ -	\$ -	\$ -	\$ -	\$ -
Hermene, Matthew & Allison	53-09-13-400-076.012-015	2512	1B	N	\$ 15,700	\$ 3,000	\$ 12,700	\$ 1.5790	\$ 2.3198	\$ 200.52	\$ 329.97	\$ 35.35	\$ -	\$ 94.09	\$ 129.45	\$ -	\$ -	\$ 129.45

City of Bloomington

Area #1C: South-West Annexation Area - Tax Impacts Analysis



Note (1): This section shoes the inc/(dec) in tax bills due to differences between township fire protection rates and the Monroe Fire Protection District fire rate

Owner Name	Parcel #	Waiver	Annexation Area	AG	2020 Pay 2021 Gross AV	2020 Pay 2021 Deductions /Exemptions	2020 Pay 2021 NAV	Pre-Annex 2020 Pay 2021 Prop Tax Rate	Post-Annex Prop Tax Rate	Pre-Annex Tax Bill	Post-Annex Tax Bill	Net Tax Bill Increase Due Solely to AV Growth (12% - Aggregate over 4 years)	Net Tax Bill Increase Due to Difference Between Fire Rates (1)	Net Tax Bill Increase Due to Annexation	Total Post-Annexation Net Tax Bill Increase	Benefit 1 Yearly Sewer Bill Savings (@ 4000 Gal/Month)	Benefit 2 Yearly Fire Protection (Water Surcharge) Savings	Post-Annex Tax Bill Inc/(Dec) Net of Benefits
Snyder, Jill	53-09-13-300-016.000-015		1C	N	\$ 187,300	\$ 96,335	\$ 90,965	\$ 1.5790	\$ 2.3198	\$ 1,386.00	\$ 2,178.72	\$ 233.44	\$ -	\$ 559.28	\$ 792.72	\$ 69.36	\$ 14.76	\$ 708.60
Guevara-Viveros, Jose: Leon-Viveros, Ana Rosa	53-09-13-202-025.000-015	1568	1C	N	\$ 147,100	\$ 1,900	\$ 145,200	\$ 1.5790	\$ 2.3198	\$ 2,292.72	\$ 3,451.65	\$ 369.82	\$ -	\$ 789.11	\$ 1,158.93	\$ -	\$ -	\$ 1,158.93
Teague, Heather Lynn	53-09-13-202-017.000-015	1568	1C	N	\$ 85,000	\$ 62,000	\$ 23,000	\$ 1.5790	\$ 2.3198	\$ 350.28	\$ 576.35	\$ 61.75	\$ -	\$ 164.32	\$ 226.07	\$ 69.36	\$ 22.20	\$ 134.51
Robertson, Paula M	53-09-13-202-016.000-015	1568	1C	N	\$ 77,500	\$ 56,130	\$ 21,370	\$ 1.5790	\$ 2.3198	\$ 325.84	\$ 536.15	\$ 57.44	\$ -	\$ 152.87	\$ 210.31	\$ 69.36	\$ 22.20	\$ 118.75
Mullis, Larry K & Harriet	53-09-13-202-007.000-015	1568	1C	N	\$ 95,900	\$ 61,695	\$ 34,205	\$ 1.5790	\$ 2.3198	\$ 522.72	\$ 860.10	\$ 92.16	\$ -	\$ 245.22	\$ 337.38	\$ 69.36	\$ 22.20	\$ 245.82
Coddington, Beverly A	53-09-13-202-022.000-015	1568	1C	N	\$ 95,500	\$ 76,675	\$ 18,825	\$ 1.5790	\$ 2.3198	\$ 278.08	\$ 283.64	\$ -	\$ 53.46	\$ 5.56	\$ 5.56	\$ 69.36	\$ 22.20	\$ (86.00)
Jenkins, Kimberly M & Kevin L	53-09-13-202-015.000-015	1568	1C	N	\$ 87,300	\$ 62,805	\$ 24,495	\$ 1.5790	\$ 2.3198	\$ 373.04	\$ 613.80	\$ 65.76	\$ 115.68	\$ 175.01	\$ 240.76	\$ 69.36	\$ 22.20	\$ 149.20
Montgomery, Amanda R & John F	53-09-13-202-005.000-015	1568	1C	N	\$ 107,600	\$ 69,910	\$ 37,690	\$ 1.5790	\$ 2.3198	\$ 574.00	\$ 944.48	\$ 101.20	\$ -	\$ 269.29	\$ 370.48	\$ 69.36	\$ 22.20	\$ 278.92
Kinser, Braden L	53-09-13-202-024.000-015	1568	1C	N	\$ 80,500	\$ 60,425	\$ 20,075	\$ 1.5790	\$ 2.3198	\$ 305.72	\$ 503.05	\$ 53.90	\$ -	\$ 143.44	\$ 197.33	\$ 69.36	\$ 22.20	\$ 105.77
Jones, Jerri A	53-09-13-202-010.000-015	1568	1C	N	\$ 88,200	\$ 58,265	\$ 29,935	\$ 1.5790	\$ 2.3198	\$ 458.88	\$ 755.03	\$ 80.89	\$ -	\$ 215.26	\$ 296.15	\$ 69.36	\$ 22.20	\$ 204.59
Ramirez, Eduardo Hurtado & Belinda Johnson-Hurtado	53-09-13-202-011.000-015	1568	1C	N	\$ 72,900	\$ 56,946	\$ 15,954	\$ 1.5790	\$ 2.3198	\$ 242.96	\$ 399.77	\$ 42.82	\$ -	\$ 113.99	\$ 156.81	\$ 69.36	\$ 22.20	\$ 65.25
Parks, Gregory D	53-09-13-202-013.000-015	1568	1C	N	\$ 82,400	\$ -	\$ 82,400	\$ 1.5790	\$ 2.3198	\$ 1,301.10	\$ 1,934.63	\$ 207.28	\$ -	\$ 426.25	\$ 633.53	\$ 69.36	\$ 22.20	\$ 541.97
Carpenter, Kimberly J	53-09-13-202-012.000-015	1568	1C	N	\$ 84,800	\$ 61,930	\$ 22,870	\$ 1.5790	\$ 2.3198	\$ 348.30	\$ 573.10	\$ 61.40	\$ -	\$ 163.40	\$ 224.80	\$ 69.36	\$ 22.20	\$ 133.24
Wilson, Paula L	53-09-13-202-020.000-015	1568	1C	N	\$ 73,100	\$ 71,094	\$ 2,006	\$ 1.5790	\$ 2.3198	\$ 30.56	\$ 31.17	\$ -	\$ -	\$ 0.61	\$ 0.61	\$ 69.36	\$ 22.20	\$ (90.95)
Siedl, Kenneth L & Carla Y	53-09-13-202-019.000-015	1568	1C	N	\$ 79,600	\$ 60,110	\$ 19,490	\$ 1.5790	\$ 2.3198	\$ 296.82	\$ 488.40	\$ 52.33	\$ -	\$ 139.25	\$ 191.58	\$ 69.36	\$ 22.20	\$ 100.02
Walker, Charles R	53-09-13-200-016.000-015	1568	1C	N	\$ 83,600	\$ 83,600	\$ -	\$ 1.5790	\$ 2.3198	\$ -	\$ -	\$ -	\$ -	\$ -	\$ -	\$ 69.36	\$ 22.20	\$ (91.56)
McKee, Jamie Lynn	53-09-13-200-026.000-015	1568	1C	N	\$ 77,000	\$ 59,200	\$ 17,800	\$ 1.5790	\$ 2.3198	\$ 271.08	\$ 446.05	\$ 47.79	\$ -	\$ 127.18	\$ 174.97	\$ 69.36	\$ 22.20	\$ 83.41
Spencer, Sonya & John	53-09-13-200-015.000-015	1568	1C	N	\$ 99,200	\$ 66,970	\$ 32,230	\$ 1.5790	\$ 2.3198	\$ 490.84	\$ 807.66	\$ 86.54	\$ -	\$ 230.28	\$ 316.82	\$ 69.36	\$ 22.20	\$ 225.26
Burris, James I & Eula F	53-09-13-200-022.000-015	1568	1C	N	\$ 137,000	\$ 80,200	\$ 56,800	\$ 1.5790	\$ 2.3198	\$ 865.02	\$ 1,423.35	\$ 152.50	\$ -	\$ 405.83	\$ 558.33	\$ 69.36	\$ 22.20	\$ 466.77
Logan, Laura A & Patricia A	53-09-13-200-012.000-015	1568	1C	N	\$ 89,900	\$ -	\$ 89,900	\$ 1.5790	\$ 2.3198	\$ 1,419.52	\$ 2,110.72	\$ 226.15	\$ -	\$ 465.05	\$ 691.20	\$ 69.36	\$ 22.20	\$ 599.64
Wray, Dennis D & Janice E	53-09-13-200-021.000-015	2078	1C	N	\$ 87,200	\$ 62,700	\$ 24,500	\$ 1.5790	\$ 2.3198	\$ 373.12	\$ 613.94	\$ 65.78	\$ -	\$ 175.04	\$ 240.82	\$ 69.36	\$ 22.20	\$ 149.26
Varvel, Patrick John & Brown, Kelly Lynn	53-09-13-200-011.000-015	1568	1C	N	\$ 81,800	\$ -	\$ 81,800	\$ 1.5790	\$ 2.3198	\$ 1,291.62	\$ 1,920.55	\$ 205.77	\$ -	\$ 423.15	\$ 628.93	\$ 69.36	\$ 22.20	\$ 537.37
Johnson, Rodney & Nakia Wells	53-09-13-200-020.000-015	1568	1C	N	\$ 109,500	\$ 70,575	\$ 38,925	\$ 1.5790	\$ 2.3198	\$ 592.80	\$ 975.42	\$ 104.51	\$ -	\$ 278.11	\$ 382.62	\$ 69.36	\$ 22.20	\$ 291.06
Porter, Barbara	53-09-13-200-036.000-015	1568	1C	N	\$ 76,000	\$ -	\$ 76,000	\$ 1.5790	\$ 2.3198	\$ 1,200.04	\$ 1,784.37	\$ 191.18	\$ -	\$ 393.15	\$ 584.33	\$ 69.36	\$ 22.20	\$ 492.77
Santiago, Oscar De & Maria Del Carmen Garcia	53-09-13-200-049.000-015	1568	1C	N	\$ 137,300	\$ 80,305	\$ 56,995	\$ 1.5790	\$ 2.3198	\$ 868.00	\$ 1,428.23	\$ 153.02	\$ -	\$ 407.21	\$ 560.23	\$ 69.36	\$ 22.20	\$ 468.67
Fuller, Andrew W & Chelsea D	53-09-13-200-068.000-015	1568	1C	N	\$ 115,700	\$ 72,745	\$ 42,955	\$ 1.5790	\$ 2.3198	\$ 654.16	\$ 1,076.41	\$ 115.34	\$ -	\$ 306.91	\$ 422.25	\$ 69.36	\$ 22.20	\$ 330.69
DeSantiago- Moreno, Manuel De Jesus & Elva	53-09-13-200-067.000-015	1568	1C	N	\$ 141,100	\$ 81,635	\$ 59,465	\$ 1.5790	\$ 2.3198	\$ 905.60	\$ 1,490.14	\$ 159.66	\$ -	\$ 424.88	\$ 584.54	\$ 69.36	\$ 22.20	\$ 492.98
Castillo, Jannamaire	53-09-13-200-066.027-015	1568	1C	N	\$ 180,000	\$ 81,880	\$ 98,120	\$ 1.5790	\$ 2.3198	\$ 1,514.04	\$ 2,491.26	\$ 266.91	\$ -	\$ 710.31	\$ 977.22	\$ 69.36	\$ 22.20	\$ 885.66
Vidaauri, Jesus & Perla Rodriguez De	53-09-13-200-066.028-015	1568	1C	N	\$ 139,800	\$ 81,180	\$ 58,620	\$ 1.5790	\$ 2.3198	\$ 892.74	\$ 1,468.95	\$ 157.38	\$ -	\$ 418.83	\$ 576.21	\$ 69.36	\$ 22.20	\$ 484.65
Perry, Joni L	53-09-13-200-066.029-015	1568	1C	N	\$ 142,900	\$ 79,265	\$ 63,635	\$ 1.5790	\$ 2.3198	\$ 969.12	\$ 1,594.35	\$ 170.85	\$ -	\$ 454.66	\$ 625.51	\$ 69.36	\$ 22.20	\$ 533.95
Bogue, Kristin L	53-09-13-200-066.030-015	1568	1C	N	\$ 133,700	\$ 79,045	\$ 54,655	\$ 1.5790	\$ 2.3198	\$ 832.36	\$ 1,369.60	\$ 146.75	\$ -	\$ 390.49	\$ 537.24	\$ 69.36	\$ 22.20	\$ 445.68
Valkyrie, Samantha A	53-09-13-200-066.031-015	1568	1C	N	\$ 122,800	\$ 75,230	\$ 47,570	\$ 1.5790	\$ 2.3198	\$ 724.46	\$ 1,192.05	\$ 127.71	\$ -	\$ 339.88	\$ 467.59	\$ 69.36	\$ 22.20	\$ 376.03
Knight, Bennie	53-09-13-300-009.000-015		1C	N	\$ 112,800	\$ -	\$ 112,800	\$ 1.5790	\$ 2.3198	\$ 1,781.12	\$ 2,658.14	\$ 284.80	\$ -	\$ 592.22	\$ 877.02	\$ 69.36	\$ 22.20	\$ 785.46
Blyly, Ryan E.	53-09-13-300-004.000-015		1C	N	\$ 253,200	\$ 114,080	\$ 139,120	\$ 1.5790	\$ 2.3198	\$ 2,127.90	\$ 3,177.01	\$ 340.39	\$ -	\$ 708.72	\$ 1,049.11	\$ 69.36	\$ 22.20	\$ 957.55
Urbina-Hernandez, Noe & Flores, Araceli Rivas, Gloria G	53-09-13-200-066.032-015	1568	1C	N	\$ 133,700	\$ 79,045	\$ 54,655	\$ 1.5790	\$ 2.3198	\$ 832.36	\$ 1,369.60	\$ 146.75	\$ -	\$ 390.49	\$ 537.24	\$ 69.36	\$ 22.20	\$ 445.68
	53-09-13-200-066.033-015	1568	1C	N	\$ 136,100	\$ 79,885	\$ 56,215	\$ 1.5790	\$ 2.3198	\$ 856.12	\$ 1,408.70	\$ 150.94	\$ -	\$ 401.64	\$ 552.58	\$ 69.36	\$ 22.20	\$ 461.02
Garcia-Sanchez, Ismael & Paredes-Rodriguez, Sarah	53-09-13-200-066.034-015	1568	1C	N	\$ 142,900	\$ 79,265	\$ 63,635	\$ 1.5790	\$ 2.3198	\$ 969.12	\$ 1,594.63	\$ 170.85	\$ -	\$ 454.66	\$ 625.51	\$ 69.36	\$ 22.20	\$ 533.95
Lawson, Paula J	53-09-13-200-066.035-015	1568	1C	N	\$ 142,900	\$ 79,265	\$ 63,635	\$ 1.5790	\$ 2.3198	\$ 969.12	\$ 1,594.63	\$ 170.85	\$ -	\$ 454.66	\$ 625.51	\$ 69.36	\$ 22.20	\$ 533.95
Evans, Jesse W	53-09-13-200-066.036-015	1568	1C	N	\$ 118,400	\$ 73,690	\$ 44,710	\$ 1.5790	\$ 2.3198	\$ 680.90	\$ 1,120.38	\$ 120.04	\$ -	\$ 319.45	\$ 439.48	\$ 69.36	\$ 22.20	\$ 347.92
Shore, Lisa	53-09-13-200-066.037-015	1568	1C	N	\$ 123,000	\$ 87,465	\$ 35,535	\$ 1.5790	\$ 2.3198	\$ 541.16	\$ 890.46	\$ 95.40	\$ -	\$ 253.90	\$ 349.30	\$ 69.36	\$ 22.20	\$ 257.74
Hunt, Melissa	53-09-13-200-066.038-015	1568	1C	N	\$ 143,400	\$ 82,440	\$ 60,960	\$ 1.5790	\$ 2.3198	\$ 928.38	\$ 1,527.60	\$ 163.67	\$ -	\$ 435.55	\$ 599.22	\$ 69.36	\$ 22.20	\$ 507.66
Lentz, Linda	53-09-13-200-066.039-015	1568	1C	N	\$ 122,100	\$ 74,985	\$ 47,115	\$ 1.5790	\$ 2.3198	\$ 717.52	\$ 1,180.66	\$ 126.50	\$ -	\$ 336.63	\$ 463.14	\$ 69.36	\$ 22.20	\$ 371.58
Cedar Chase Community Association INC	53-09-13-200-066.040-015	1568	1C	N	\$ 1,900	\$ -	\$ 1,900	\$ 1.5790	\$ 2.3198	\$ 30.00	\$ 49.37	\$ 5.29	\$ -	\$ 14.08	\$ 19.37	\$ -	\$ -	\$ 19.37
Cedar Chase Community Association INC	53-09-13-200-066.041-015	1568	1C	N	\$ 1,900	\$ -	\$ 1,900	\$ 1.5790	\$ 2.3198	\$ 30.00	\$ 49.37	\$ 5.29	\$ -	\$ 14.08	\$ 19.37	\$ -	\$ -	\$ 19.37

City of Bloomington

Area #1C: South-West Annexation Area - Tax Impacts Analysis



Note (1): This section shows the inc/(dec) in tax bills due to differences between township fire protection rates and the Monroe Fire Protection District fire rate

Owner Name	Parcel #	Waiver	Annexation Area	AG	2020 Pay 2021 Gross AV	2020 Pay 2021 Deductions /Exemptions	2020 Pay 2021 NAV	Pre-Annex 2020 Pay 2021 Prop Tax Rate	Post-Annex Prop Tax Rate	Pre-Annex Tax Bill	Post-Annex Tax Bill	Net Tax Bill Increase Due Solely to AV Growth (12% - Aggregate over 4 years)	Net Tax Bill Increase Due to Difference Between Fire Rates (1)	Net Tax Bill Increase Due to Annexation	Total Post-Annexation Net Tax Bill Increase	Benefit 1 Yearly Sewer Bill Savings (@ 4000 Gal/Month)	Benefit 2 Yearly Fire Protection (Water Surcharge) Savings	Post-Annex Tax Bill Inc/(Dec) Net of Benefits
Vest, Kabrina R	53-09-13-200-066.042-015	1568	1C	N	\$ 135,300	\$ 79,605	\$ 55,695	\$ 1.5790	\$ 2.3198	\$ 848.20	\$ 1,395.65	\$ 149.53	\$ -	\$ 397.93	\$ 547.45	\$ 69.36	\$ 22.20	\$ 455.89
Rogers, Noah & Natasha	53-09-13-200-066.043-015	1568	1C	N	\$ 132,300	\$ 78,450	\$ 53,850	\$ 1.5790	\$ 2.3198	\$ 820.08	\$ 1,349.42	\$ 144.58	\$ -	\$ 384.76	\$ 529.34	\$ 69.36	\$ 22.20	\$ 437.78
Zaragoza-Reyes, Eliseo & Reyes-Sanchez, Brenda	53-09-13-200-066.044-015	1568	1C	N	\$ 132,600	\$ 78,660	\$ 53,940	\$ 1.5790	\$ 2.3198	\$ 821.46	\$ 1,351.68	\$ 144.83	\$ -	\$ 385.39	\$ 530.22	\$ 69.36	\$ 22.20	\$ 438.66
Segura-Silva, Emanuel & Blanca Reyes-Sanchez	53-09-13-200-066.045-015	1568	1C	N	\$ 123,200	\$ 75,370	\$ 47,830	\$ 1.5790	\$ 2.3198	\$ 728.42	\$ 1,198.58	\$ 128.43	\$ -	\$ 341.73	\$ 470.16	\$ 69.36	\$ 22.20	\$ 378.60
Wright, Faith	53-09-13-200-066.046-015	1568	1C	N	\$ 145,700	\$ 83,245	\$ 62,455	\$ 1.5790	\$ 2.3198	\$ 951.14	\$ 1,565.07	\$ 167.69	\$ -	\$ 446.24	\$ 613.93	\$ 69.36	\$ 22.20	\$ 522.37
Horn, Crystal	53-09-13-200-066.047-015	1568	1C	N	\$ 118,400	\$ 73,690	\$ 44,710	\$ 1.5790	\$ 2.3198	\$ 680.90	\$ 1,120.38	\$ 120.04	\$ -	\$ 319.45	\$ 439.48	\$ 69.36	\$ 22.20	\$ 347.92
Mosier, Ryan P & Amanda D	53-09-13-200-066.048-015	1568	1C	N	\$ 136,000	\$ 76,850	\$ 59,150	\$ 1.5790	\$ 2.3198	\$ 900.80	\$ 1,482.23	\$ 158.81	\$ -	\$ 422.62	\$ 581.43	\$ 69.36	\$ 22.20	\$ 489.87
Rivera, Carrie B	53-09-13-200-066.049-015	1568	1C	N	\$ 120,600	\$ 86,940	\$ 33,660	\$ 1.5790	\$ 2.3198	\$ 512.62	\$ 843.49	\$ 90.37	\$ -	\$ 240.50	\$ 330.87	\$ 69.36	\$ 22.20	\$ 239.31
Kindig, Martin	53-09-13-200-066.050-015	1568	1C	N	\$ 120,300	\$ 86,835	\$ 33,465	\$ 1.5790	\$ 2.3198	\$ 509.64	\$ 838.61	\$ 89.86	\$ -	\$ 239.12	\$ 328.97	\$ 69.36	\$ 22.20	\$ 237.41
Tlahuex-Aca, Yolanda & Tlahuex-Auatl, Fulgenco	53-09-13-200-066.051-015	1568	1C	N	\$ 138,200	\$ 76,920	\$ 61,280	\$ 1.5790	\$ 2.3198	\$ 934.36	\$ 1,537.47	\$ 164.74	\$ -	\$ 438.37	\$ 603.11	\$ 69.36	\$ 22.20	\$ 511.55
Plantz, Chelsen	53-09-13-200-066.052-015	1568	1C	N	\$ 145,000	\$ 83,000	\$ 62,000	\$ 1.5790	\$ 2.3198	\$ 944.22	\$ 1,553.67	\$ 166.46	\$ -	\$ 442.98	\$ 609.45	\$ 69.36	\$ 22.20	\$ 517.89
Cielo, Osbaldo	53-09-13-200-066.053-015	1568	1C	N	\$ 139,500	\$ 81,075	\$ 58,425	\$ 1.5790	\$ 2.3198	\$ 889.76	\$ 1,464.07	\$ 156.86	\$ -	\$ 417.45	\$ 574.31	\$ 69.36	\$ 22.20	\$ 482.75
Fernandez-Mayge, Walter & Deyanira Pulido-Arene	53-09-13-200-066.054-015	1568	1C	N	\$ 142,000	\$ 81,950	\$ 60,050	\$ 1.5790	\$ 2.3198	\$ 914.52	\$ 1,504.80	\$ 161.23	\$ -	\$ 429.05	\$ 590.28	\$ 69.36	\$ 22.20	\$ 498.72
Aca-Jimenez, Belen	53-09-13-200-066.055-015	1568	1C	N	\$ 158,500	\$ 87,725	\$ 70,775	\$ 1.5790	\$ 2.3198	\$ 1,077.84	\$ 1,773.54	\$ 190.02	\$ -	\$ 505.68	\$ 695.70	\$ 69.36	\$ 22.20	\$ 604.14
Worman, Diana L	53-09-13-200-066.056-015	1568	1C	N	\$ 122,500	\$ 75,125	\$ 47,375	\$ 1.5790	\$ 2.3198	\$ 721.48	\$ 1,187.18	\$ 127.20	\$ -	\$ 338.50	\$ 465.70	\$ 69.36	\$ 22.20	\$ 374.14
Gonzalez, Maria	53-09-13-200-069.000-015	1568	1C	N	\$ 143,100	\$ 82,335	\$ 60,765	\$ 1.5790	\$ 2.3198	\$ 925.40	\$ 1,522.72	\$ 163.15	\$ -	\$ 434.17	\$ 597.32	\$ -	\$ -	\$ 597.32
Robison, Melissa R; Robison, Floyd F & Elizabeth	53-09-13-200-072.000-015	1568	1C	N	\$ 167,700	\$ 90,945	\$ 76,755	\$ 1.5790	\$ 2.3198	\$ 1,168.92	\$ 1,923.41	\$ 206.09	\$ -	\$ 548.40	\$ 754.49	\$ 69.36	\$ 22.20	\$ 662.93
Russell, Finley L & Melissa A	53-09-13-201-012.000-015	1568	1C	N	\$ 89,500	\$ 63,225	\$ 26,275	\$ 1.5790	\$ 2.3198	\$ 400.16	\$ 658.43	\$ 70.55	\$ -	\$ 187.72	\$ 258.27	\$ 69.36	\$ 22.20	\$ 166.71
Scott, Robert & Angela	53-09-13-201-010.000-015	1568	1C	N	\$ 72,200	\$ -	\$ 72,200	\$ 1.5790	\$ 2.3198	\$ 1,140.04	\$ 1,695.15	\$ 181.62	\$ -	\$ 373.49	\$ 555.11	\$ 69.36	\$ 22.20	\$ 463.55
Lang, Garrett	53-09-13-201-005.000-015	1568	1C	N	\$ 77,300	\$ 59,305	\$ 17,995	\$ 1.5790	\$ 2.3198	\$ 274.04	\$ 450.93	\$ 48.31	\$ -	\$ 128.58	\$ 176.89	\$ 69.36	\$ 22.20	\$ 85.33
Freygang, Thea	53-09-13-201-001.000-015	1568	1C	N	\$ 106,100	\$ 66,385	\$ 39,715	\$ 1.5790	\$ 2.3198	\$ 604.84	\$ 995.22	\$ 106.63	\$ -	\$ 283.75	\$ 390.38	\$ 69.36	\$ 22.20	\$ 298.82
Solano-Arias, Candelario Bernardo	53-09-13-201-002.000-015	1568	1C	N	\$ 128,500	\$ 77,225	\$ 51,275	\$ 1.5790	\$ 2.3198	\$ 780.88	\$ 1,284.90	\$ 137.67	\$ -	\$ 366.35	\$ 504.02	\$ -	\$ -	\$ 504.02
Gardiner, Kirk	53-09-13-201-003.000-015	1568	1C	N	\$ 124,800	\$ 75,930	\$ 48,870	\$ 1.5790	\$ 2.3198	\$ 744.26	\$ 1,224.63	\$ 131.20	\$ -	\$ 349.17	\$ 480.37	\$ 69.36	\$ 22.20	\$ 388.81
Compton, Kymberly Dale	53-09-13-201-009.000-015	1568	1C	N	\$ 129,900	\$ 102,675	\$ 27,225	\$ 1.5790	\$ 2.3198	\$ 414.60	\$ 682.22	\$ 73.10	\$ -	\$ 194.53	\$ 267.62	\$ 69.36	\$ 22.20	\$ 176.06
Schloesser, Jeremiah	53-09-13-201-008.000-015	1568	1C	N	\$ 124,800	\$ 75,930	\$ 48,870	\$ 1.5790	\$ 2.3198	\$ 744.26	\$ 1,224.63	\$ 131.20	\$ -	\$ 349.17	\$ 480.37	\$ 69.36	\$ 22.20	\$ 388.81
Scank, Janet M & Paul L	53-09-13-202-021.000-015	1568	1C	N	\$ 74,800	\$ 55,352	\$ 19,448	\$ 1.5790	\$ 2.3198	\$ 296.18	\$ 487.36	\$ 52.22	\$ -	\$ 138.96	\$ 191.18	\$ 69.36	\$ 22.20	\$ 99.62
Wiles, Angela R	53-09-13-202-014.000-015	1568	1C	N	\$ 80,600	\$ 60,390	\$ 20,210	\$ 1.5790	\$ 2.3198	\$ 307.80	\$ 506.44	\$ 54.26	\$ -	\$ 144.38	\$ 198.64	\$ 69.36	\$ 22.20	\$ 107.08
Meadowland Investments LLC	53-09-13-202-009.000-015	1568	1C	N	\$ 78,200	\$ -	\$ 78,200	\$ 1.5790	\$ 2.3198	\$ 1,234.78	\$ 1,836.02	\$ 196.72	\$ -	\$ 404.53	\$ 601.24	\$ 69.36	\$ 22.20	\$ 509.68
Kidwell, Deborah L; Kidwell, Robert L w/l/e	53-09-13-202-002.000-015	1568	1C	N	\$ 80,000	\$ 71,250	\$ 8,750	\$ 1.5790	\$ 2.3198	\$ 133.24	\$ 135.90	\$ -	\$ -	\$ 2.66	\$ 2.66	\$ 69.36	\$ 22.20	\$ (88.90)
Kidwell, Linda R	53-09-13-202-004.000-015	1568	1C	N	\$ 82,400	\$ 74,915	\$ 7,485	\$ 1.5790	\$ 2.3198	\$ 114.00	\$ 116.28	\$ -	\$ -	\$ 2.28	\$ 2.28	\$ 69.36	\$ 22.20	\$ (89.28)
Lavender, Eugene F Jr & Deana R	53-09-13-202-003.000-015	1568	1C	N	\$ 79,100	\$ 79,100	\$ -	\$ 1.5790	\$ 2.3198	\$ -	\$ -	\$ -	\$ -	\$ -	\$ -	\$ 69.36	\$ 22.20	\$ (91.56)
Caylor, Walter S & Janet Kay	53-09-13-202-006.000-015	1568	1C	N	\$ 88,700	\$ 60,120	\$ 28,580	\$ 1.5790	\$ 2.3198	\$ 435.52	\$ 716.65	\$ 76.79	\$ -	\$ 204.34	\$ 281.13	\$ 69.36	\$ 22.20	\$ 189.57
Hahn, Joanna	53-09-13-200-070.000-015	1568	1C	N	\$ 122,700	\$ 74,145	\$ 48,555	\$ 1.5790	\$ 2.3198	\$ 739.44	\$ 1,216.74	\$ 130.37	\$ -	\$ 346.93	\$ 477.30	\$ 69.36	\$ 22.20	\$ 385.74
Mitchell, Thomas J & Beverly B	53-09-13-201-011.000-015	1568	1C	N	\$ 80,200	\$ -	\$ 80,200	\$ 1.5790	\$ 2.3198	\$ 1,266.36	\$ 1,882.98	\$ 201.75	\$ -	\$ 414.87	\$ 616.62	\$ 69.36	\$ 22.20	\$ 525.06
Wiggins, Debra D	53-09-13-201-007.000-015	1568	1C	N	\$ 82,200	\$ 61,020	\$ 21,180	\$ 1.5790	\$ 2.3198	\$ 322.56	\$ 530.75	\$ 56.87	\$ -	\$ 151.32	\$ 208.19	\$ 69.36	\$ 22.20	\$ 116.63
Fries, Shawn Lynn & Holly Ann	53-09-13-201-004.000-015	1568	1C	N	\$ 92,900	\$ 64,765	\$ 28,135	\$ 1.5790	\$ 2.3198	\$ 428.48	\$ 705.02	\$ 75.53	\$ -	\$ 201.01	\$ 276.54	\$ 69.36	\$ 22.20	\$ 184.98
Mears, Brian C	53-09-13-201-006.000-015	1568	1C	N	\$ 77,700	\$ -	\$ 77,700	\$ 1.5790	\$ 2.3198	\$ 1,226.88	\$ 1,824.28	\$ 195.46	\$ -	\$ 401.95	\$ 597.40	\$ -	\$ -	\$ 597.40
Phillips, Scott A & Friederike E	53-09-13-202-026.000-015	1568	1C	N	\$ 86,700	\$ 59,595	\$ 27,105	\$ 1.5790	\$ 2.3198	\$ 412.80	\$ 679.23	\$ 72.78	\$ -	\$ 193.65	\$ 266.43	\$ 69.36	\$ 22.20	\$ 174.87
Marshall, Gregory W & Mary Jane	53-09-13-202-023.000-015	1568	1C	N	\$ 84,900	\$ 61,965	\$ 22,935	\$ 1.5790	\$ 2.3198	\$ 349.28	\$ 574.72	\$ 61.57	\$ -	\$ 163.87	\$ 225.44	\$ 69.36	\$ 22.20	\$ 133.88
Magyar, Madison L	53-09-13-200-056.000-015	1568	1C	N	\$ 91,200	\$ -	\$ 91,200	\$ 1.5790	\$ 2.3198	\$ 1,440.04	\$ 2,141.24	\$ 229.42	\$ -	\$ 471.79	\$ 701.20	\$ -	\$ -	\$ 701.20
Salzano, Olivia	53-09-13-200-041.000-015	1568	1C	N	\$ 113,100	\$ 71,835	\$ 41,265	\$ 1.5790	\$ 2.3198	\$ 628.44	\$ 1,034.06	\$ 110.80	\$ -	\$ 294.83	\$ 405.62	\$ 69.36	\$ 22.20	\$ 314.06
Judd, Sandra J	53-09-13-200-048.000-015	1568	1C	N	\$ 97,100	\$ 66,060	\$ 31,040	\$ 1.5790	\$ 2.3198	\$ 472.72	\$ 777.84	\$ 83.34	\$ -	\$ 221.78	\$ 305.12	\$ 69.36	\$ 22.20	\$ 213.56
Blythe, Shawn & Jennifer	53-09-13-200-042.000-015	1568	1C	N	\$ 158,800	\$ 112,790	\$ 46,010	\$ 1.5790	\$ 2.3198	\$ 700.70	\$ 1,152.96	\$ 123.53	\$ -	\$ 328.73	\$ 452.26	\$ -	\$ -	\$ 452.26
Crouch, Valerie J	53-09-13-200-057.000-015	1568	1C	N	\$ 91,400	\$ 64,240	\$ 27,160	\$ 1.5790	\$ 2.3198	\$ 413.64	\$ 680.60	\$ 72.92	\$ -	\$ 194.04	\$ 266.96	\$ 69.36	\$ 22.20	\$ 175.40
Stotler, Charles E	53-09-13-200-017.000-015	1568	1C	N	\$ 160,500	\$ -	\$ 160,500	\$ 1.5790	\$ 2.3198	\$ 2,534.30	\$ 3,768.31	\$ 403.75	\$ -	\$ 830.26	\$ 1,234.01	\$ 69.36	\$ 22.20	\$ 1,142.45
Parrish, Michael & Rachelle	53-09-13-200-024.000-015	1568	1C	N	\$ 173,700	\$ 93,045	\$ 80,655	\$ 1.5790	\$ 2.3198	\$ 1,228.32	\$ 2,021.14	\$ 216.56	\$ -	\$ 576.26	\$ 792.82	\$ -	\$ -	\$ 792.82
Query, Dustin M & Small, Neeta A	53-09-13-200-058.000-015	1568	1C	N	\$ 145,600	\$ 83,210	\$ 62,390	\$ 1.5790	\$ 2.3198	\$ 950.16	\$ 1,563.44	\$ 167.52	\$ -	\$ 445.77	\$ 613.28	\$ 69.36	\$ 22.20	\$ 521.72

City of Bloomington

Area #1C: South-West Annexation Area - Tax Impacts Analysis

Note (1): This section shows the inc/(dec) in tax bills due to differences between township fire protection rates and the Monroe Fire Protection District fire rate

Owner Name	Parcel #	Waiver	Annexation Area	AG	2020 Pay 2021 Gross AV	2020 Pay 2021 Deductions /Exemptions	2020 Pay 2021 NAV	Pre-Annex 2020 Pay 2021 Prop Tax Rate	Post-Annex Prop Tax Rate	Pre-Annex Tax Bill	Post-Annex Tax Bill	Net Tax Bill Increase Due Solely to AV Growth (12% - Aggregate over 4 years)	Net Tax Bill Increase Due to Difference Between Fire Rates (1)	Net Tax Bill Increase Due to Annexation	Total Post-Annexation Net Tax Bill Increase	Benefit 1 Yearly Sewer Bill Savings (@ 4000 Gal/Month)	Benefit 2 Yearly Fire Protection (Water Surcharge) Savings	Post-Annex Tax Bill Inc/(Dec) Net of Benefits
Jones, Debra Lynn & Russell S	53-09-13-200-010.000-015	1568	1C	N	\$ 117,400	\$ 73,340	\$ 44,060	\$ 1.5790	\$ 2.3198	\$ 671.00	\$ 1,104.09	\$ 118.29	\$ -	\$ 314.80	\$ 433.09	\$ 69.36	\$ 22.20	\$ 341.53
Abdelmisseh, Moheb A	53-09-13-200-018.000-015	1568	1C	N	\$ 81,900	\$ 60,915	\$ 20,985	\$ 1.5790	\$ 2.3198	\$ 319.58	\$ 525.85	\$ 56.34	\$ -	\$ 149.94	\$ 206.27	\$ 69.36	\$ 22.20	\$ 114.71
Robinson, George F III & Kathy A	53-09-13-202-001.000-015	1568	1C	N	\$ 93,900	\$ 64,940	\$ 28,960	\$ 1.5790	\$ 2.3198	\$ 441.04	\$ 725.70	\$ 77.75	\$ -	\$ 206.91	\$ 284.66	\$ 69.36	\$ 22.20	\$ 193.10
Haupt, Eva K Rev Trust; Haupt, Robert R & w/l/e Eva & Robert	53-09-13-202-018.000-015	1568	1C	N	\$ 74,400	\$ 69,056	\$ 5,344	\$ 1.5790	\$ 2.3198	\$ 75.00	\$ 76.50	\$ -	\$ -	\$ 1.50	\$ 1.50	\$ 69.36	\$ 22.20	\$ (90.06)
Ayala, Estevan Francisco	53-09-13-202-008.000-015	1568	1C	N	\$ 82,200	\$ 61,020	\$ 21,180	\$ 1.5790	\$ 2.3198	\$ 322.56	\$ 530.75	\$ 56.87	\$ -	\$ 151.32	\$ 208.19	\$ 69.36	\$ 22.20	\$ 116.63
Garrison, Debra J	53-09-13-200-013.000-015	1568	1C	N	\$ 109,700	\$ 67,645	\$ 42,055	\$ 1.5790	\$ 2.3198	\$ 640.48	\$ 1,053.87	\$ 112.92	\$ -	\$ 300.47	\$ 413.39	\$ 69.36	\$ 22.20	\$ 321.83
Vencel, Jody	53-09-13-200-014.000-015	1568	1C	N	\$ 159,600	\$ 88,110	\$ 71,490	\$ 1.5790	\$ 2.3198	\$ 1,088.74	\$ 1,791.47	\$ 191.95	\$ -	\$ 510.78	\$ 702.73	\$ 69.36	\$ 22.20	\$ 611.17
Garbett, Angela	53-09-13-200-043.000-015	1568	1C	N	\$ 140,300	\$ 81,355	\$ 58,945	\$ 1.5790	\$ 2.3198	\$ 897.68	\$ 1,477.10	\$ 158.25	\$ -	\$ 421.16	\$ 579.42	\$ -	\$ -	\$ 579.42
Tenorio- Orocio, Carlos E & Gloria G Aca-Jimenez	53-09-13-200-066.098-015	1568	1C	N	\$ 161,700	\$ 88,845	\$ 72,855	\$ 1.5790	\$ 2.3198	\$ 1,109.52	\$ 1,825.68	\$ 195.62	\$ -	\$ 520.55	\$ 716.16	\$ 69.36	\$ 22.20	\$ 624.60
Scott, Jennifer R	53-09-13-200-066.099-015	1568	1C	N	\$ 142,000	\$ 81,950	\$ 60,050	\$ 1.5790	\$ 2.3198	\$ 914.52	\$ 1,504.80	\$ 161.23	\$ -	\$ 429.05	\$ 590.28	\$ 69.36	\$ 22.20	\$ 498.72
Ocampo-Gonzalez, Mauricio	53-09-13-200-066.100-015	1568	1C	N	\$ 139,000	\$ 80,900	\$ 58,100	\$ 1.5790	\$ 2.3198	\$ 884.82	\$ 1,455.93	\$ 155.99	\$ -	\$ 415.11	\$ 571.11	\$ 69.36	\$ 22.20	\$ 479.55
Habitat for Humanity of Monroe County Inc	53-09-13-200-066.101-015	1568	1C	N	\$ 131,700	\$ 78,345	\$ 53,355	\$ 1.5790	\$ 2.3198	\$ 812.56	\$ 1,337.03	\$ 143.26	\$ -	\$ 381.21	\$ 524.47	\$ -	\$ -	\$ 524.47
Valente-Ortiz, Frederico & Bello-Peralta, Yanin	53-09-13-200-066.102-015	1568	1C	N	\$ 147,500	\$ 83,875	\$ 63,625	\$ 1.5790	\$ 2.3198	\$ 968.96	\$ 1,594.37	\$ 170.83	\$ -	\$ 454.59	\$ 625.41	\$ 69.36	\$ 22.20	\$ 533.85
Miller, Brian A	53-09-13-200-066.103-015	1568	1C	N	\$ 139,400	\$ 81,040	\$ 58,360	\$ 1.5790	\$ 2.3198	\$ 888.78	\$ 1,462.45	\$ 156.69	\$ -	\$ 416.98	\$ 573.67	\$ 69.36	\$ 22.20	\$ 482.11
Snyder, Jill	53-09-13-300-017.000-015		1C	N	\$ 150,400	\$ -	\$ 150,400	\$ 1.5790	\$ 2.3198	\$ 2,374.82	\$ 3,563.97	\$ 381.85	\$ -	\$ 807.29	\$ 1,189.15	\$ 69.36	\$ 14.76	\$ 1,105.03
Arnold, John H	53-09-13-300-015.000-015		1C	N	\$ 205,800	\$ 89,405	\$ 116,395	\$ 1.5790	\$ 2.3198	\$ 1,794.76	\$ 2,938.16	\$ 314.80	\$ -	\$ 828.61	\$ 1,143.40	\$ 69.36	\$ 22.20	\$ 1,051.84

City of Bloomington

Area #2: South-East Annexation Area - Tax Impacts Analysis



Note (1): This section shows the inc/(dec) in tax bills due to differences between township fire protection rates and the Monroe Fire Protection District fire rate

Owner Name	Parcel #	Waiver	Annexation Area	AG	2020 Pay 2021 Gross AV	2020 Pay 2021 Deductions /Exemptions	2020 Pay 2021 NAV	Pre-Annex 2021 Prop Tax Rate	Post-Annex Prop Tax Rate	Pre-Annex Tax Bill	Post-Annex Tax Bill	Net Tax Bill Increase Due Solely to AV Growth (12% Aggregate over 4 years)	Net Tax Bill Increase Due to Difference Between Fire Rates (1)	Net Tax Bill Increase Due to Annexation	Total Post-Annexation Net Tax Bill Increase	Benefit 1 Yearly Sewer Bill Savings (@ 4000 Gal/Month)	Benefit 2 Yearly Fire Protection (Water Surcharge) Savings	Post-Annex Tax Bill Inc/(Dec) Net of Benefits
Bryan Rental Inc	53-08-01-100-062.000-008		2	N	\$ 312,300	\$ -	\$ 312,300	\$1.5437	\$2.2845	\$ 4,820.98	\$ 7,336.15	\$ 786.02	\$ -	\$ 1,729.15	\$ 2,515.17	\$ 69.36	\$ 14.76	\$ 2,431.05
Chestnut, Larry D & Glenda J Revocable Trust	53-08-21-300-004.000-008		2	N	\$ 119,200	\$ -	\$ 119,200	\$1.5437	\$2.2845	\$ 1,840.08	\$ 2,798.64	\$ 299.85	\$ -	\$ 658.71	\$ 958.56	\$ 69.36	\$ 22.20	\$ 867.00
Cassidy, Larry G. & Connie J.	53-08-21-200-136.000-008		2	N	\$ 133,300	\$ 75,905	\$ 57,395	\$1.5437	\$2.2845	\$ 854.60	\$ 1,416.44	\$ 151.75	\$ -	\$ 410.09	\$ 561.84	\$ 69.36	\$ 14.76	\$ 477.72
Berry, Thomas A & Sue J	53-08-01-100-093.000-008		2	N	\$ 366,200	\$ 153,805	\$ 212,395	\$1.5437	\$2.2845	\$ 3,171.18	\$ 4,508.51	\$ 483.05	\$ -	\$ 854.28	\$ 1,337.33	\$ 69.36	\$ 14.76	\$ 1,253.21
Beyers, Gerald E.	53-08-21-301-007.000-008		2	N	\$ 57,900	\$ -	\$ 57,900	\$1.5437	\$2.2845	\$ 893.80	\$ 1,481.45	\$ 158.73	\$ 279.20	\$ 428.92	\$ 587.65	\$ -	\$ -	\$ 587.65
Mackey, Herman E Jr & Rose M	53-08-20-400-027.000-008		2	N	\$ 18,600	\$ -	\$ 18,600	\$1.5437	\$2.2845	\$ 287.12	\$ 475.91	\$ 50.99	\$ 89.69	\$ 137.80	\$ 188.79	\$ -	\$ -	\$ 188.79
Beyers, Gerald E.	53-08-21-301-027.000-008		2	N	\$ 58,800	\$ -	\$ 58,800	\$1.5437	\$2.2845	\$ 907.70	\$ 1,380.54	\$ 147.91	\$ -	\$ 324.92	\$ 472.84	\$ -	\$ -	\$ 472.84
Beyers, Gerald	53-08-21-301-005.000-008		2	N	\$ 12,500	\$ -	\$ 12,500	\$1.5437	\$2.2845	\$ 192.96	\$ 319.83	\$ 34.27	\$ -	\$ 92.60	\$ 126.87	\$ -	\$ -	\$ 126.87
Beyers, Gerald	53-08-21-301-022.000-008		2	N	\$ 272,000	\$ 94,740	\$ 177,260	\$1.5437	\$2.2845	\$ 2,711.16	\$ 4,493.67	\$ 481.46	\$ -	\$ 1,301.05	\$ 1,782.51	\$ -	\$ -	\$ 1,782.51
IN Land Biz LLC	53-08-14-300-019.000-008		2	N	\$ 177,000	\$ 95,890	\$ 81,110	\$1.5437	\$2.2845	\$ 854.00	\$ 1,992.70	\$ 213.50	\$ -	\$ 925.20	\$ 1,138.70	\$ -	\$ -	\$ 1,138.70
IN Land Biz LLC	53-08-14-300-022.000-008		2	Y	\$ 7,000	\$ -	\$ 7,000	\$1.5437	\$2.2845	\$ 108.06	\$ 108.06	\$ 56.29	\$ -	\$ -	\$ 56.29	\$ -	\$ -	\$ 56.29
Bower, Kip Lee	53-08-21-300-084.000-008		2	N	\$ 149,000	\$ 79,545	\$ 69,455	\$1.5437	\$2.2845	\$ 1,037.06	\$ 1,718.89	\$ 184.18	\$ -	\$ 497.66	\$ 681.83	\$ 69.36	\$ 14.76	\$ 597.71
Deckard Family Limited Partnership #208	53-08-21-300-013.000-008		2	N	\$ 121,400	\$ -	\$ 121,400	\$1.5437	\$2.2845	\$ 1,874.04	\$ 2,872.22	\$ 307.74	\$ -	\$ 690.44	\$ 998.18	\$ 69.36	\$ 22.20	\$ 906.62
BruceKellrentals LLC	53-08-21-300-038.000-008		2	N	\$ 102,100	\$ -	\$ 102,100	\$1.5437	\$2.2845	\$ 1,576.12	\$ 2,399.06	\$ 257.04	\$ -	\$ 565.90	\$ 822.94	\$ -	\$ -	\$ 822.94
Baird, Joseph N & Sally H	53-08-21-200-060.000-008		2	N	\$ 133,800	\$ 79,080	\$ 54,720	\$1.5437	\$2.2845	\$ 814.76	\$ 1,350.43	\$ 144.68	\$ -	\$ 390.99	\$ 535.67	\$ 69.36	\$ 22.20	\$ 444.11
Clear Creek Cemetary Association	53-08-28-200-027.000-008		2	N	\$ 113,500	\$ -	\$ 113,500	\$1.5437	\$2.2845	\$ 1,752.10	\$ 2,664.82	\$ 285.52	\$ -	\$ 627.20	\$ 912.72	\$ 69.36	\$ 14.76	\$ 828.60
Beyers, Gerald	53-08-21-301-068.000-008		2	N	\$ 22,500	\$ -	\$ 22,500	\$1.5437	\$2.2845	\$ 347.32	\$ 575.69	\$ 61.68	\$ -	\$ 166.69	\$ 228.37	\$ -	\$ -	\$ 228.37
Cook, Jeffrey A & Theresa	53-08-14-102-007.000-008		2	N	\$ 184,400	\$ 93,440	\$ 90,960	\$1.5437	\$2.2845	\$ 1,354.92	\$ 2,176.69	\$ 233.21	\$ -	\$ 588.56	\$ 821.77	\$ -	\$ -	\$ 821.77
Beyers, Gerald	53-08-21-301-067.000-008		2	N	\$ 24,500	\$ -	\$ 24,500	\$1.5437	\$2.2845	\$ 378.20	\$ 626.86	\$ 67.16	\$ -	\$ 181.50	\$ 248.66	\$ -	\$ -	\$ 248.66
Beyers, Gerald E.	53-08-21-301-013.000-008		2	N	\$ 33,300	\$ -	\$ 33,300	\$1.5437	\$2.2845	\$ 514.04	\$ 852.02	\$ 91.29	\$ -	\$ 246.70	\$ 337.98	\$ 69.36	\$ 22.20	\$ 246.42
Beyers, Gerald E.	53-08-21-301-026.000-008		2	N	\$ 74,300	\$ -	\$ 74,300	\$1.5437	\$2.2845	\$ 1,146.96	\$ 1,770.80	\$ 189.73	\$ -	\$ 434.11	\$ 623.84	\$ -	\$ -	\$ 623.84
Hertz, Kathleen M	53-08-21-200-131.000-008		2	N	\$ 129,500	\$ 77,400	\$ 52,100	\$1.5437	\$2.2845	\$ 775.76	\$ 1,285.78	\$ 137.76	\$ -	\$ 372.25	\$ 510.02	\$ 69.36	\$ 14.76	\$ 425.90
Barrow, Brenton & Korryn	53-08-22-200-016.000-008		2	N	\$ 75,100	\$ 55,535	\$ 19,565	\$1.5437	\$2.2845	\$ 291.32	\$ 482.85	\$ 51.74	\$ -	\$ 139.79	\$ 191.53	\$ -	\$ -	\$ 191.53
Barrow, Brenton & Korryn	53-08-22-200-005.000-008		2	N	\$ 2,500	\$ -	\$ 2,500	\$1.5437	\$2.2845	\$ 38.60	\$ 63.97	\$ 6.85	\$ -	\$ 18.51	\$ 25.37	\$ -	\$ -	\$ 25.37
Deckard, Robert R & Pullon , Bonita Rose(deckard)	53-08-14-300-006.000-008		2	N	\$ 121,500	\$ -	\$ 121,500	\$1.5437	\$2.2845	\$ 1,875.60	\$ 2,854.96	\$ 305.89	\$ -	\$ 673.47	\$ 979.36	\$ -	\$ -	\$ 979.36
Deckard, Robert R. & Mable R.	53-08-14-300-008.000-008		2	N	\$ 102,500	\$ -	\$ 102,500	\$1.5437	\$2.2845	\$ 1,582.28	\$ 2,409.08	\$ 258.12	\$ -	\$ 568.69	\$ 826.80	\$ -	\$ -	\$ 826.80
Clear Creek Christian Church INC	53-08-20-400-057.000-008	2077	2	N	\$ 87,700	\$ -	\$ 87,700	\$1.5437	\$2.2845	\$ 1,353.82	\$ 2,059.07	\$ 220.61	\$ -	\$ 484.64	\$ 705.25	\$ 69.36	\$ 14.76	\$ 621.13
Out of Bounds LLC	53-08-01-100-063.000-008	2272	2	N	\$ 45,000	\$ -	\$ 45,000	\$1.5437	\$2.2845	\$ 694.66	\$ 1,151.38	\$ 123.36	\$ -	\$ 333.36	\$ 456.72	\$ -	\$ -	\$ 456.72
Crown Castle South LLC	53-01-40-550-510.000-008	2272	2	N	\$ 28,300	\$ -	\$ 28,300	\$1.5437	\$2.2845	\$ 436.88	\$ 724.09	\$ 77.58	\$ -	\$ 209.63	\$ 287.21	\$ -	\$ -	\$ 287.21
HS Fund Gentry Park LLC	53-08-01-100-059.000-008	2272	2	N	\$22,054,700	\$ -	\$22,054,700	\$1.5437	\$2.2845	\$340,458.40	\$517,812.60	\$55,479.92	\$ -	\$121,874.28	\$177,354.20	\$ 69.36	\$ 279.24	\$177,005.60
Chasteen, Paul R. & Tanya S.	53-08-21-200-036.000-008		2	N	\$ 123,000	\$ 66,700	\$ 56,300	\$1.5437	\$2.2845	\$ 847.04	\$ 1,403.94	\$ 150.42	\$ -	\$ 406.48	\$ 556.90	\$ 69.36	\$ 14.76	\$ 472.78
Held, David A	53-08-20-400-007.000-008	1216	2	N	\$ 133,300	\$ 78,590	\$ 54,710	\$1.5437	\$2.2845	\$ 814.60	\$ 1,350.18	\$ 144.66	\$ -	\$ 390.92	\$ 535.58	\$ 69.36	\$ 22.20	\$ 444.02
Auer, Edward & Moon Jung Hwa	53-08-01-100-032.000-008		2	N	\$ 339,200	\$ 147,655	\$ 191,545	\$1.5437	\$2.2845	\$ 2,852.52	\$ 4,017.60	\$ 430.45	\$ -	\$ 734.63	\$ 1,165.08	\$ 69.36	\$ 14.76	\$ 1,080.96
McManus, Kathryn Ellen	53-08-01-100-029.000-008		2	N	\$ 314,600	\$ 139,105	\$ 175,495	\$1.5437	\$2.2845	\$ 2,616.50	\$ 3,763.03	\$ 403.18	\$ -	\$ 743.36	\$ 1,146.53	\$ 69.36	\$ 14.76	\$ 1,062.41
Stevens, Betty Jean	53-08-20-400-089.000-008		2	N	\$ 170,700	\$ 104,475	\$ 66,225	\$1.5437	\$2.2845	\$ 986.08	\$ 1,634.37	\$ 175.11	\$ -	\$ 473.18	\$ 648.29	\$ 69.36	\$ 14.76	\$ 564.17
Like, James S & Teresa A	53-08-21-301-087.000-008		2	N	\$ 133,700	\$ 78,450	\$ 55,250	\$1.5437	\$2.2845	\$ 822.64	\$ 1,363.52	\$ 146.09	\$ -	\$ 394.79	\$ 540.88	\$ 69.36	\$ 14.76	\$ 456.76
Eurton Properties LLC	53-08-21-301-058.000-008		2	N	\$ 264,100	\$ -	\$ 264,100	\$1.5437	\$2.2845	\$ 4,076.92	\$ 6,757.34	\$ 724.00	\$ -	\$ 1,956.42	\$ 2,680.42	\$ 69.36	\$ 37.08	\$ 2,573.98
King, Stacie M & Hennessey, April L	53-08-01-100-088.000-008		2	N	\$ 384,700	\$ 166,895	\$ 217,805	\$1.5437	\$2.2845	\$ 3,243.04	\$ 4,543.56	\$ 486.82	\$ -	\$ 813.71	\$ 1,300.52	\$ 69.36	\$ 14.76	\$ 1,216.40
Duncan, Samantha L & Denvil R	53-08-01-100-024.000-008		2	N	\$ 375,200	\$ 163,570	\$ 211,630	\$1.5437	\$2.2845	\$ 3,151.08	\$ 4,430.50	\$ 474.70	\$ -	\$ 804.72	\$ 1,279.42	\$ -	\$ -	\$ 1,279.42
King, Stacie M & Hennessey, April L	53-08-01-100-016.000-008		2	N	\$ 8,600	\$ -	\$ 8,600	\$1.5437	\$2.2845	\$ 132.76	\$ 220.04	\$ 23.58	\$ -	\$ 63.71	\$ 87.28	\$ -	\$ -	\$ 87.28
Blind Squirrels LLC	53-08-20-400-046.000-008		2	N	\$ 15,800	\$ -	\$ 15,800	\$1.5437	\$2.2845	\$ 243.90	\$ 404.26	\$ 43.31	\$ -	\$ 117.05	\$ 160.36	\$ -	\$ -	\$ 160.36
Faris, William Donald & Jean E	53-08-14-103-016.000-008		2	N	\$ 158,000	\$ 84,550	\$ 73,450	\$1.5437	\$2.2845	\$ 1,093.64	\$ 1,812.68	\$ 194.22	\$ -	\$ 524.83	\$ 719.04	\$ -	\$ -	\$ 719.04
Farmer, Paul L & Myra L	53-08-21-100-111.000-008		2	N	\$ 390,700	\$ 128,290	\$ 262,410	\$1.5437	\$2.2845	\$ 3,969.20	\$ 6,006.56	\$ 643.56	\$ -	\$ 1,393.81	\$ 2,037.36	\$ 69.36	\$ 14.76	\$ 1,953.24
Farmer, Chales A & Martha E Trust	53-08-21-100-097.000-008		2	N	\$ 222,400	\$ 109,600	\$ 112,800	\$1.5437	\$2.2845	\$ 1,679.56	\$ 2,596.86	\$ 278.24	\$ -	\$ 639.07	\$ 917.30	\$ 69.36	\$ 22.20	\$ 825.74
Farmer, Paul L & Myra L	53-08-21-100-112.000-008		2	N	\$ 9,100	\$ -	\$ 9,100	\$1.5437	\$2.2845	\$ 140.48	\$ 232.84	\$ 24.95	\$ -	\$ 67.41	\$ 92.36	\$ -	\$ -	\$ 92.36
Farmer, Stephen P & Patricia A	53-08-21-100-104.000-008		2	N	\$ 348,400	\$ 121,965	\$ 226,435	\$1.5437	\$2.2845	\$ 3,417.24	\$ 5,257.50	\$ 563.30	\$ -	\$ 1,276.96	\$ 1,840.26	\$ 69.36	\$ 22.20	\$ 1,748.70

City of Bloomington

Area #2: South-East Annexation Area - Tax Impacts Analysis



Note (1): This section shows the inc/(dec) in tax bills due to differences between township fire protection rates and the Monroe Fire Protection District fire rate

Owner Name	Parcel #	Waiver	Annexation Area	AG	2020 Pay 2021 Gross AV	2020 Pay 2021 Deductions /Exemptions	2020 Pay 2021 NAV	Pre-Annex 2021 Prop Tax Rate	Post-Annex Prop Tax Rate	Pre-Annex Tax Bill	Post-Annex Tax Bill	Net Tax Bill Increase Due Solely to AV Growth (12% Aggregate over 4 years)	Net Tax Bill Increase Due to Difference Between Fire Rates (1)	Net Tax Bill Increase Due to Annexation	Total Post-Annexation Net Tax Bill Increase	Benefit 1 Yearly Sewer Bill Savings (@ 4000 Gal/Month)	Benefit 2 Yearly Fire Protection (Water Surcharge) Savings	Post-Annex Tax Bill Inc/(Dec) Net of Benefits
Lund, Eric & Kristen	53-08-21-100-147.000-008	2159	2	N	\$ 404,300	\$ 170,755	\$ 233,545	\$1.5437	\$2.2845	\$ 3,477.40	\$ 4,780.04	\$ 512.14	\$ -	\$ 790.50	\$ 1,302.64	\$ 69.36	\$ 22.20	\$ 1,211.08
Chestnut, Larry D & Glenda J Trust W/I/e	53-08-21-300-079.000-008		2	N	\$ 168,600	\$ 88,775	\$ 79,825	\$1.5437	\$2.2845	\$ 1,190.80	\$ 1,973.72	\$ 211.47	\$ -	\$ 571.45	\$ 782.92	\$ 69.36	\$ 14.76	\$ 698.80
Chestnut, Robert Lee & Janice E	53-08-21-300-045.000-008		2	N	\$ 160,900	\$ 80,175	\$ 80,725	\$1.5437	\$2.2845	\$ 1,210.40	\$ 2,006.18	\$ 214.95	\$ -	\$ 580.83	\$ 795.78	\$ 69.36	\$ 22.20	\$ 704.22
Key, Kimberly K	53-08-21-300-035.000-008		2	N	\$ 115,100	\$ 65,335	\$ 49,765	\$1.5437	\$2.2845	\$ 747.56	\$ 1,239.05	\$ 132.76	\$ -	\$ 358.73	\$ 491.49	\$ 69.36	\$ 14.76	\$ 407.37
Lysher, Natalie J; Scherer, Jayme Lysher	53-08-21-300-073.000-008		2	N	\$ 2,500	\$ -	\$ 2,500	\$1.5437	\$2.2845	\$ 38.60	\$ 63.97	\$ 6.85	\$ -	\$ 18.51	\$ 25.37	\$ 69.36	\$ 22.20	\$ (66.19)
Chestnut, Larry D & Glenda J Revocable Trust	53-08-21-300-052.000-008		2	N	\$ 144,000	\$ -	\$ 144,000	\$1.5437	\$2.2845	\$ 2,222.92	\$ 3,380.91	\$ 362.24	\$ -	\$ 795.75	\$ 1,157.99	\$ 69.36	\$ 22.20	\$ 1,066.43
Schermer Investments, LLC	53-08-21-300-048.000-008		2	N	\$ 14,600	\$ -	\$ 14,600	\$1.5437	\$2.2845	\$ 225.38	\$ 373.56	\$ 40.02	\$ -	\$ 108.16	\$ 148.18	\$ -	\$ -	\$ 148.18
Marston, Justin	53-08-21-200-066.000-008		2	N	\$ 118,800	\$ 70,830	\$ 47,970	\$1.5437	\$2.2845	\$ 714.24	\$ 1,183.84	\$ 126.83	\$ -	\$ 342.77	\$ 469.60	\$ 69.36	\$ 14.76	\$ 385.48
Blind Squirrels LLC	53-08-20-400-082.000-008		2	N	\$ 86,500	\$ -	\$ 86,500	\$1.5437	\$2.2845	\$ 1,335.30	\$ 2,030.90	\$ 217.60	\$ -	\$ 478.00	\$ 695.60	\$ 69.36	\$ 22.20	\$ 604.04
Wilson, William & Bradley	53-08-21-200-062.000-008		2	N	\$ 35,300	\$ -	\$ 35,300	\$1.5437	\$2.2845	\$ 544.92	\$ 903.20	\$ 96.77	\$ -	\$ 261.51	\$ 358.28	\$ -	\$ -	\$ 358.28
Farmer, Laura	53-08-21-300-043.000-008		2	N	\$ 89,300	\$ 60,085	\$ 29,215	\$1.5437	\$2.2845	\$ 435.66	\$ 722.10	\$ 77.37	\$ -	\$ 209.07	\$ 286.44	\$ 69.36	\$ 14.76	\$ 202.32
Dick, Roscoe E. & Sherry D.	53-08-14-105-004.000-008		2	N	\$ 188,200	\$ 95,120	\$ 93,080	\$1.5437	\$2.2845	\$ 1,385.92	\$ 2,208.24	\$ 236.60	\$ -	\$ 585.72	\$ 822.32	\$ -	\$ -	\$ 822.32
Roszkowski, Karen L & Glab, Michael G	53-08-01-100-027.000-008		2	N	\$ 213,300	\$ 103,485	\$ 109,815	\$1.5437	\$2.2845	\$ 1,635.76	\$ 2,523.38	\$ 270.37	\$ -	\$ 617.25	\$ 887.62	\$ 69.36	\$ 22.20	\$ 796.06
Schermer Investments, LLC	53-08-21-300-049.000-008		2	N	\$ 159,300	\$ -	\$ 159,300	\$1.5437	\$2.2845	\$ 2,459.12	\$ 3,761.21	\$ 402.99	\$ -	\$ 899.10	\$ 1,302.09	\$ 69.36	\$ 22.20	\$ 1,210.53
Owens, Roger E. & Jennifer J.	53-08-01-400-002.000-008		2	N	\$ 263,000	\$ 116,120	\$ 146,880	\$1.5437	\$2.2845	\$ 2,195.08	\$ 3,300.98	\$ 353.68	\$ -	\$ 752.22	\$ 1,105.90	\$ 69.36	\$ 14.76	\$ 1,021.78
Stillerman, Susan D	53-08-01-400-001.000-008		2	N	\$ 169,400	\$ 104,140	\$ 65,260	\$1.5437	\$2.2845	\$ 971.70	\$ 991.13	\$ -	\$ -	\$ 19.43	\$ 19.43	\$ 69.36	\$ 14.76	\$ (64.69)
Richardson, Amanda & Scott	53-08-01-100-098.044-008	2286	2	N	\$ 230,300	\$ -	\$ 230,300	\$1.5437	\$2.2845	\$ 3,555.16	\$ 5,415.96	\$ 580.28	\$ -	\$ 1,280.52	\$ 1,860.80	\$ 69.36	\$ 22.20	\$ 1,769.24
Chitwood, Gregory Q Rev Living Trust; Chitwood, Mary Ann Rev Living Trust; Richa	53-08-01-100-098.045-008	2286	2	N	\$ 604,500	\$ 226,965	\$ 377,535	\$1.5437	\$2.2845	\$ 5,643.04	\$ 7,704.58	\$ 825.49	\$ -	\$ 1,236.05	\$ 2,061.54	\$ -	\$ -	\$ 2,061.54
Chitwood, Gregory Q & Mary Ann	53-08-01-100-080.000-008	2286	2	N	\$ 100	\$ 100	\$ -	\$1.5437	\$2.2845	\$ -	\$ -	\$ -	\$ -	\$ -	\$ -	\$ -	\$ -	\$ -
Lee, Victoria V Revocable Trust	53-08-01-100-080.001-008		2	N	\$ 471,000	\$ 197,100	\$ 273,900	\$1.5437	\$2.2845	\$ 4,078.26	\$ 5,570.62	\$ 596.85	\$ -	\$ 895.51	\$ 1,492.36	\$ 69.36	\$ 22.20	\$ 1,400.80
Dyer, Randall W & Debra S	53-08-14-300-010.000-008		2	N	\$ 182,600	\$ 79,570	\$ 103,030	\$1.5437	\$2.2845	\$ 1,558.38	\$ 2,582.98	\$ 276.76	\$ -	\$ 747.84	\$ 1,024.60	\$ -	\$ -	\$ 1,024.60
J Alexander Properties LLC	53-08-20-400-047.000-008		2	N	\$ 66,800	\$ -	\$ 66,800	\$1.5437	\$2.2845	\$ 1,031.20	\$ 1,568.37	\$ 168.04	\$ -	\$ 369.13	\$ 537.17	\$ 69.36	\$ 14.76	\$ 453.05
Allen, Raymond L. & Carole L.	53-08-01-100-065.000-008		2	N	\$ 213,000	\$ 103,800	\$ 109,200	\$1.5437	\$2.2845	\$ 1,625.96	\$ 2,503.38	\$ 268.22	\$ -	\$ 609.20	\$ 877.42	\$ 69.36	\$ 14.76	\$ 793.30
Obeng, Samuel G & Cecilia S	53-01-41-068-502.000-008		2	N	\$ 354,500	\$ 156,325	\$ 198,175	\$1.5437	\$2.2845	\$ 2,950.76	\$ 4,184.14	\$ 448.30	\$ -	\$ 785.08	\$ 1,233.38	\$ 69.36	\$ 22.20	\$ 1,141.82
Schneider, Mark T & Shayne LM	53-01-41-068-503.000-008	2199	2	N	\$ 365,200	\$ 160,070	\$ 205,130	\$1.5437	\$2.2845	\$ 3,054.32	\$ 4,311.49	\$ 461.95	\$ -	\$ 795.22	\$ 1,257.17	\$ 69.36	\$ 22.20	\$ 1,165.61
Hays, Jerry L & Jeanne I	53-01-41-068-504.000-008	2328	2	N	\$ 280,800	\$ 130,530	\$ 150,270	\$1.5437	\$2.2845	\$ 2,237.48	\$ 3,307.03	\$ 354.32	\$ -	\$ 715.23	\$ 1,069.55	\$ 69.36	\$ 22.20	\$ 977.99
Lamoureux, Michael R & Cheryl A	53-01-41-068-505.000-008	2385	2	N	\$ 345,400	\$ 153,140	\$ 192,260	\$1.5437	\$2.2845	\$ 2,862.68	\$ 4,075.84	\$ 436.69	\$ -	\$ 776.47	\$ 1,213.16	\$ 69.36	\$ 22.20	\$ 1,121.60
Bailey, Brian D & Deidre J	53-01-41-068-506.000-008	2180	2	N	\$ 319,800	\$ 144,180	\$ 175,620	\$1.5437	\$2.2845	\$ 2,614.92	\$ 3,771.17	\$ 404.05	\$ -	\$ 752.20	\$ 1,156.25	\$ 69.36	\$ 22.20	\$ 1,064.69
Blackwell, Cory S & Macy	53-01-41-068-508.000-008	2162	2	N	\$ 299,400	\$ 136,690	\$ 162,710	\$1.5437	\$2.2845	\$ 2,422.68	\$ 3,517.57	\$ 376.88	\$ -	\$ 718.01	\$ 1,094.89	\$ -	\$ -	\$ 1,094.89
Howe, Thomas Carr II Revocable Trust	53-08-14-300-017.000-008		2	N	\$ 96,600	\$ 63,060	\$ 33,540	\$1.5437	\$2.2845	\$ 499.40	\$ 827.74	\$ 88.69	\$ -	\$ 239.65	\$ 328.34	\$ -	\$ -	\$ 328.34
Williams, Trenton & Natalie	53-01-41-068-509.000-008	2190	2	N	\$ 420,600	\$ 179,460	\$ 241,140	\$1.5437	\$2.2845	\$ 3,590.48	\$ 4,970.81	\$ 532.59	\$ -	\$ 847.74	\$ 1,380.33	\$ 69.36	\$ 22.20	\$ 1,288.77
Weaver, Andrew J & Martins, Nicole	53-01-41-068-510.000-008	2163	2	N	\$ 452,700	\$ 190,695	\$ 262,005	\$1.5437	\$2.2845	\$ 3,901.16	\$ 5,352.84	\$ 573.52	\$ -	\$ 878.15	\$ 1,451.68	\$ 69.36	\$ 22.20	\$ 1,360.12
Cheshire, Brian K & Lulu M	53-01-41-068-511.000-008	2163	2	N	\$ 436,100	\$ 184,885	\$ 251,215	\$1.5437	\$2.2845	\$ 3,740.50	\$ 5,155.27	\$ 552.35	\$ -	\$ 862.42	\$ 1,414.77	\$ 69.36	\$ 22.20	\$ 1,323.21
Patel, Niruben J & Patel, Mihir J	53-01-41-068-512.000-008	2163	2	N	\$ 436,300	\$ 184,955	\$ 251,345	\$1.5437	\$2.2845	\$ 3,742.44	\$ 5,157.64	\$ 552.60	\$ -	\$ 862.61	\$ 1,415.20	\$ 69.36	\$ 22.20	\$ 1,323.64
Burris, Kenneth Mark & Jill C	53-01-41-068-513.000-008	2173	2	N	\$ 308,500	\$ 140,225	\$ 168,275	\$1.5437	\$2.2845	\$ 2,505.56	\$ 3,636.69	\$ 389.65	\$ -	\$ 741.49	\$ 1,131.13	\$ 69.36	\$ 22.20	\$ 1,039.57
Sanders, Stephen S.	53-01-41-068-514.000-008	2173	2	N	\$ 262,400	\$ 124,090	\$ 138,310	\$1.5437	\$2.2845	\$ 2,059.38	\$ 3,088.05	\$ 330.86	\$ -	\$ 697.81	\$ 1,028.67	\$ 69.36	\$ 22.20	\$ 937.11
Behne, Joseph D & Carey M	53-01-41-068-515.000-008	2173	2	N	\$ 306,000	\$ 139,000	\$ 167,000	\$1.5437	\$2.2845	\$ 2,486.56	\$ 3,596.12	\$ 385.30	\$ -	\$ 724.26	\$ 1,109.56	\$ -	\$ -	\$ 1,109.56
Cho, Kum K & Alice L	53-01-41-068-516.000-008	2340	2	N	\$ 260,900	\$ 120,565	\$ 140,335	\$1.5437	\$2.2845	\$ 2,089.52	\$ 3,073.44	\$ 329.29	\$ -	\$ 654.62	\$ 983.92	\$ 69.36	\$ 22.20	\$ 892.36
Dooley-Dorocke, Erica Lynn; Bower, Alan D	53-01-41-068-517.000-008	2164	2	N	\$ 313,100	\$ 141,835	\$ 171,265	\$1.5437	\$2.2845	\$ 2,550.08	\$ 3,691.44	\$ 395.52	\$ -	\$ 745.85	\$ 1,141.36	\$ -	\$ -	\$ 1,141.36
Mathias, James B & Judy K	53-01-41-068-518.000-008	2164	2	N	\$ 324,500	\$ 145,825	\$ 178,675	\$1.5437	\$2.2845	\$ 2,660.40	\$ 3,827.11	\$ 410.05	\$ -	\$ 756.66	\$ 1,166.71	\$ 69.36	\$ 22.20	\$ 1,075.15
Chickedantz, Carleton A & Angela Marie	53-01-41-068-519.000-008	2170	2	N	\$ 288,100	\$ 133,085	\$ 155,015	\$1.5437	\$2.2845	\$ 2,308.12	\$ 3,393.92	\$ 363.64	\$ -	\$ 722.16	\$ 1,085.80	\$ 69.36	\$ 22.20	\$ 994.24
Robling, Beverly E	53-01-41-068-520.000-008		2	N	\$ 325,300	\$ 171,065	\$ 154,235	\$1.5437	\$2.2845	\$ 2,296.52	\$ 3,806.37	\$ 407.82	\$ -	\$ 1,102.03	\$ 1,509.85	\$ -	\$ -	\$ 1,509.85

City of Bloomington

Area #2: South-East Annexation Area - Tax Impacts Analysis



Note (1): This section shows the inc/(dec) in tax bills due to differences between township fire protection rates and the Monroe Fire Protection District fire rate

Owner Name	Parcel #	Waiver	Annexation Area	AG	2020 Pay 2021 Gross AV	2020 Pay 2021 Deductions /Exemptions	2020 Pay 2021 NAV	Pre-Annex 2021 Prop Tax Rate	Post-Annex Prop Tax Rate	Pre-Annex Tax Bill	Post-Annex Tax Bill	Net Tax Bill Increase Due Solely to AV Growth (12% Aggregate over 4 years)	Net Tax Bill Increase Due to Difference Between Fire Rates (1)	Net Tax Bill Increase Due to Annexation	Total Post-Annexation Net Tax Bill Increase	Benefit 1 Yearly Sewer Bill Savings (@ 4000 Gal/Month)	Benefit 2 Yearly Fire Protection (Water Surcharge) Savings	Post-Annex Tax Bill Inc/(Dec) Net of Benefits
Teague, Michael E & Zoe E	53-01-41-068-521.000-008	2177	2	N	\$ 441,000	\$ 186,600	\$ 254,400	\$1.5437	\$2.2845	\$ 3,787.92	\$ 5,213.59	\$ 558.60	\$ -	\$ 867.07	\$ 1,425.67	\$ 69.36	\$ 22.20	\$ 1,334.11
Robertson, Randall L & Elizabeth W	53-01-41-068-522.000-008	2170	2	N	\$ 419,400	\$ 179,040	\$ 240,360	\$1.5437	\$2.2845	\$ 3,578.88	\$ 4,956.52	\$ 531.05	\$ -	\$ 846.59	\$ 1,377.64	\$ 69.36	\$ 22.20	\$ 1,286.08
Burntett, Edwin S & Tiffany W	53-08-21-100-137.000-008	2178	2	N	\$ 431,300	\$ 183,205	\$ 248,095	\$1.5437	\$2.2845	\$ 3,694.04	\$ 5,098.14	\$ 546.22	\$ -	\$ 857.88	\$ 1,404.10	\$ 69.36	\$ 22.20	\$ 1,312.54
Omari, Sosan; Popalyar, Mustafa Javed	53-08-01-100-080.002-008		2	N	\$ 315,200	\$ 142,570	\$ 172,630	\$1.5437	\$2.2845	\$ 2,570.40	\$ 3,716.44	\$ 398.20	\$ -	\$ 747.84	\$ 1,146.04	\$ -	\$ -	\$ 1,146.04
Titus, Kenneth David	53-08-01-100-080.003-008		2	N	\$ 84,000	\$ 3,000	\$ 81,000	\$1.5437	\$2.2845	\$ 1,250.40	\$ 2,072.49	\$ 222.05	\$ -	\$ 600.04	\$ 822.09	\$ -	\$ -	\$ 822.09
Toner-Logue, Catherine M	53-08-01-100-080.004-008		2	N	\$ 84,000	\$ -	\$ 84,000	\$1.5437	\$2.2845	\$ 1,296.72	\$ 2,149.25	\$ 230.28	\$ -	\$ 622.25	\$ 852.53	\$ -	\$ -	\$ 852.53
Toner-Logue, Catherine M	53-08-01-100-080.005-008		2	N	\$ 84,000	\$ -	\$ 84,000	\$1.5437	\$2.2845	\$ 1,296.72	\$ 2,149.25	\$ 230.28	\$ -	\$ 622.25	\$ 852.53	\$ -	\$ -	\$ 852.53
Mervosh, Michael & Brandy Russell	53-08-01-100-080.006-008		2	N	\$ 481,300	\$ 200,705	\$ 280,595	\$1.5437	\$2.2845	\$ 4,177.96	\$ 5,693.19	\$ 609.98	\$ -	\$ 905.25	\$ 1,515.23	\$ 69.36	\$ 22.20	\$ 1,423.67
Bradley, Ronnie L & Tina R	53-08-01-100-080.007-008		2	N	\$ 444,400	\$ 187,790	\$ 256,610	\$1.5437	\$2.2845	\$ 3,820.84	\$ 5,254.05	\$ 562.93	\$ -	\$ 870.28	\$ 1,433.21	\$ 69.36	\$ 22.20	\$ 1,341.65
Mills, Sheree Revocable Living Trust	53-08-01-100-080.008-008		2	N	\$ 444,100	\$ 187,685	\$ 256,415	\$1.5437	\$2.2845	\$ 3,817.92	\$ 5,250.48	\$ 562.55	\$ -	\$ 870.01	\$ 1,432.56	\$ 69.36	\$ 22.20	\$ 1,341.00
Jones, Charles E & Rebecca L	53-08-01-100-080.009-008		2	N	\$ 498,400	\$ 206,690	\$ 291,710	\$1.5437	\$2.2845	\$ 4,343.44	\$ 5,896.70	\$ 631.79	\$ -	\$ 921.48	\$ 1,553.26	\$ -	\$ -	\$ 1,553.26
Davoren, Dennis J & Sandra B	53-08-01-100-080.010-008		2	N	\$ 434,200	\$ 184,220	\$ 249,980	\$1.5437	\$2.2845	\$ 3,722.12	\$ 5,132.67	\$ 549.94	\$ -	\$ 860.61	\$ 1,410.55	\$ 69.36	\$ 22.20	\$ 1,318.99
Goble, Jeffrey W & Regina L	53-08-01-100-080.011-008		2	N	\$ 399,300	\$ 169,005	\$ 230,295	\$1.5437	\$2.2845	\$ 3,429.00	\$ 4,720.54	\$ 505.77	\$ -	\$ 785.77	\$ 1,291.54	\$ 69.36	\$ 22.20	\$ 1,199.98
Stearley, John S & Kristina L	53-08-01-100-080.012-008		2	N	\$ 506,400	\$ 206,490	\$ 299,910	\$1.5437	\$2.2845	\$ 4,465.56	\$ 5,995.15	\$ 642.33	\$ -	\$ 887.25	\$ 1,529.59	\$ -	\$ -	\$ 1,529.59
Sarchet, Elizabeth Ann; O'Mullane, Douglas Todd	53-08-01-100-080.013-008		2	N	\$ 464,300	\$ 194,755	\$ 269,545	\$1.5437	\$2.2845	\$ 4,013.44	\$ 5,490.87	\$ 588.30	\$ -	\$ 889.13	\$ 1,477.43	\$ 69.36	\$ 22.20	\$ 1,385.87
Clear Creek Christian Church Inc	53-08-20-400-013.000-008	2484	2	N	\$ 1,084,200	\$1,084,200	\$ -	\$1.5437	\$2.2845	\$ -	\$ -	\$ -	\$ -	\$ -	\$ -	\$ -	\$ -	\$ -
Livesay, Ronald D. & Carolyn K.	53-08-21-200-065.000-008	1886	2	N	\$ 132,700	\$ 72,885	\$ 59,815	\$1.5437	\$2.2845	\$ 898.06	\$ 1,488.51	\$ 159.49	\$ -	\$ 430.97	\$ 590.45	\$ 69.36	\$ 22.20	\$ 498.89
Knapp, Ryan David & Rachel Erin Metherd	53-08-11-101-051.000-008	2329	2	N	\$ 164,500	\$ 89,825	\$ 74,675	\$1.5437	\$2.2845	\$ 1,111.88	\$ 1,842.90	\$ 197.45	\$ -	\$ 533.57	\$ 731.02	\$ -	\$ -	\$ 731.02
Page, Thomas C & Shirley J	53-08-01-100-080.014-008		2	N	\$ 459,000	\$ 189,900	\$ 269,100	\$1.5437	\$2.2845	\$ 4,006.80	\$ 5,431.04	\$ 581.90	\$ -	\$ 842.34	\$ 1,424.24	\$ 69.36	\$ 22.20	\$ 1,332.68
West, Kristina Morris	53-08-01-100-080.015-008		2	N	\$ 581,000	\$ 235,600	\$ 345,400	\$1.5437	\$2.2845	\$ 5,142.88	\$ 6,879.73	\$ 737.11	\$ -	\$ 999.74	\$ 1,736.85	\$ -	\$ -	\$ 1,736.85
Olton, Dirck D & Carol R	53-08-01-100-080.016-008	2286	2	N	\$ 467,500	\$ 192,875	\$ 274,625	\$1.5437	\$2.2845	\$ 4,089.08	\$ 5,532.20	\$ 592.74	\$ -	\$ 850.38	\$ 1,443.12	\$ 69.36	\$ 22.20	\$ 1,351.56
Hyytinen, Antti Tapani & Lourdes, Laura Sharmini	53-08-01-100-080.017-008	2286	2	N	\$ 595,700	\$ 237,745	\$ 357,955	\$1.5437	\$2.2845	\$ 5,329.80	\$ 7,057.92	\$ 756.21	\$ -	\$ 971.91	\$ 1,728.12	\$ -	\$ -	\$ 1,728.12
Sims, Robert W & Carolyn J	53-08-21-401-017.000-008	2286	2	N	\$ 501,400	\$ -	\$ 501,400	\$1.5437	\$2.2845	\$ 7,740.12	\$ 11,772.15	\$ 1,261.30	\$ -	\$ 2,770.73	\$ 4,032.03	\$ 69.36	\$ 22.20	\$ 3,940.47
Sims, Robert W & Carolyn J	53-08-01-100-080.019-008	2286	2	N	\$ 84,000	\$ -	\$ 84,000	\$1.5437	\$2.2845	\$ 1,296.72	\$ 2,149.25	\$ 230.28	\$ -	\$ 622.25	\$ 852.53	\$ -	\$ -	\$ 852.53
Bode, Tina R Revocable Living Trust	53-08-01-100-080.020-008	2286	2	N	\$ 1,900	\$ -	\$ 1,900	\$1.5437	\$2.2845	\$ 29.32	\$ 48.61	\$ 5.21	\$ -	\$ 14.09	\$ 19.29	\$ -	\$ -	\$ 19.29
Beauregard, Scott & Elizabeth	53-08-21-100-114.000-008		2	N	\$ 163,600	\$ 89,055	\$ 74,545	\$1.5437	\$2.2845	\$ 1,109.96	\$ 1,839.70	\$ 197.10	\$ -	\$ 532.63	\$ 729.74	\$ 69.36	\$ 22.20	\$ 638.18
Stratton, Nicholas T 2005 Trust	53-08-21-401-025.000-008	1547	2	N	\$ 202,500	\$ 100,125	\$ 102,375	\$1.5437	\$2.2845	\$ 1,524.32	\$ 2,378.42	\$ 254.83	\$ -	\$ 599.27	\$ 854.10	\$ 69.36	\$ 22.20	\$ 762.54
Wever, William D & Sandra K	53-08-21-401-019.000-008	1547	2	N	\$ 194,500	\$ 98,610	\$ 95,890	\$1.5437	\$2.2845	\$ 1,428.80	\$ 2,273.51	\$ 243.59	\$ -	\$ 601.12	\$ 844.71	\$ 69.36	\$ 22.20	\$ 753.15
Wilbur, Troy R & Linda E	53-08-21-401-014.000-008	1547	2	N	\$ 156,400	\$ 86,990	\$ 69,410	\$1.5437	\$2.2845	\$ 1,033.48	\$ 1,712.97	\$ 183.53	\$ -	\$ 495.96	\$ 679.49	\$ 69.36	\$ 22.20	\$ 587.93
Holmes, Ashley	53-08-21-401-020.000-008	1547	2	N	\$ 153,300	\$ 85,905	\$ 67,395	\$1.5437	\$2.2845	\$ 1,003.48	\$ 1,663.23	\$ 178.20	\$ -	\$ 481.56	\$ 659.75	\$ 69.36	\$ 22.20	\$ 568.19
May, Beth A	53-08-21-401-012.000-008	1547	2	N	\$ 148,100	\$ 84,085	\$ 64,015	\$1.5437	\$2.2845	\$ 953.16	\$ 1,579.83	\$ 169.27	\$ -	\$ 457.40	\$ 626.67	\$ 69.36	\$ 22.20	\$ 535.11
Dorothy Apartment Rentals Inc	53-08-21-401-017.000-008	1547	2	N	\$ 146,700	\$ -	\$ 146,700	\$1.5437	\$2.2845	\$ 2,264.60	\$ 3,444.30	\$ 369.03	\$ -	\$ 810.67	\$ 1,179.70	\$ 69.36	\$ 22.20	\$ 1,088.14
Martz, Wade M & Janice A	53-01-41-068-524.000-008	2191	2	N	\$ 390,200	\$ 168,820	\$ 221,380	\$1.5437	\$2.2845	\$ 3,296.26	\$ 4,609.02	\$ 493.83	\$ -	\$ 818.93	\$ 1,312.76	\$ 69.36	\$ 22.20	\$ 1,221.20
Chester, Adam L & Julie M	53-01-41-068-525.000-008	2171	2	N	\$ 361,400	\$ 158,740	\$ 202,660	\$1.5437	\$2.2845	\$ 3,017.52	\$ 4,266.26	\$ 457.10	\$ -	\$ 791.64	\$ 1,248.74	\$ 69.36	\$ 22.20	\$ 1,157.18
Fultz, Rodney A	53-01-41-068-526.000-008	2126	2	N	\$ 318,000	\$ 143,550	\$ 174,450	\$1.5437	\$2.2845	\$ 2,597.48	\$ 3,749.75	\$ 401.76	\$ -	\$ 750.52	\$ 1,152.27	\$ 69.36	\$ 22.20	\$ 1,060.71
Fredrick, Kevin R & Gerri L	53-01-41-068-527.000-008	2161	2	N	\$ 468,000	\$ 196,050	\$ 271,950	\$1.5437	\$2.2845	\$ 4,049.24	\$ 5,534.91	\$ 593.03	\$ -	\$ 892.65	\$ 1,485.67	\$ -	\$ -	\$ 1,485.67
Joe Kemp Construction, LLC	53-01-41-068-528.000-008	2161	2	N	\$ 60,000	\$ -	\$ 60,000	\$1.5437	\$2.2845	\$ 926.22	\$ 1,535.18	\$ 164.48	\$ -	\$ 444.47	\$ 608.96	\$ -	\$ -	\$ 608.96
Washel, James W III & Melissa M	53-01-41-068-529.000-008	2161	2	N	\$ 457,700	\$ 192,445	\$ 265,255	\$1.5437	\$2.2845	\$ 3,949.56	\$ 5,412.34	\$ 579.90	\$ -	\$ 882.88	\$ 1,462.78	\$ -	\$ -	\$ 1,462.78
Fields, Derek Brent & Malynnda Ann	53-01-41-068-530.000-008	2160	2	N	\$ 360,700	\$ 158,495	\$ 202,205	\$1.5437	\$2.2845	\$ 3,010.76	\$ 4,257.94	\$ 456.21	\$ -	\$ 790.96	\$ 1,247.18	\$ 69.36	\$ 22.20	\$ 1,155.62
Flynn, Arnold K & Chonghua W	53-01-41-068-531.000-008	2160	2	N	\$ 418,100	\$ 175,585	\$ 242,515	\$1.5437	\$2.2845	\$ 3,610.96	\$ 4,944.29	\$ 529.75	\$ -	\$ 803.58	\$ 1,333.33	\$ 69.36	\$ 22.20	\$ 1,241.77
Odell, Jonathan & Rachel; Odell, Wilma R	53-01-41-068-532.000-008	2160	2	N	\$ 436,000	\$ 184,850	\$ 251,150	\$1.5437	\$2.2845	\$ 3,739.52	\$ 5,154.08	\$ 552.22	\$ -	\$ 862.34	\$ 1,414.56	\$ 69.36	\$ 22.20	\$ 1,323.00
Egler, Thomas B & Kim	53-01-41-068-533.000-008	2336	2	N	\$ 322,600	\$ 145,160	\$ 177,440	\$1.5437	\$2.2845	\$ 2,642.00	\$ 3,804.50	\$ 407.63	\$ -	\$ 754.87	\$ 1,162.50	\$ 69.36	\$ 22.20	\$ 1,070.94

City of Bloomington

Area #2: South-East Annexation Area - Tax Impacts Analysis



Note (1): This section shows the inc/(dec) in tax bills due to differences between township fire protection rates and the Monroe Fire Protection District fire rate

Owner Name	Parcel #	Waiver	Annexation Area	AG	2020 Pay 2021 Gross AV	2020 Pay 2021 Deductions /Exemptions	2020 Pay 2021 NAV	Pre-Annex 2021 Prop Tax Rate	Post-Annex Prop Tax Rate	Pre-Annex Tax Bill	Post-Annex Tax Bill	Net Tax Bill Increase Due Solely to AV Growth (12% Aggregate over 4 years)	Net Tax Bill Increase Due to Difference Between Fire Rates (1)	Net Tax Bill Increase Due to Annexation	Total Post-Annexation Net Tax Bill Increase	Benefit 1 Yearly Sewer Bill Savings (@ 4000 Gal/Month)	Benefit 2 Yearly Fire Protection (Water Surcharge) Savings	Post-Annex Tax Bill Inc/(Dec) Net of Benefits
Kiang, Paula P	53-08-14-105-007.000-008		2	N	\$ 299,400	\$ 116,890	\$ 182,510	\$1.5437	\$2.2845	\$ 2,744.32	\$ 4,202.20	\$ 450.23	\$ -	\$ 1,007.65	\$ 1,457.88	\$ -	\$ -	\$ 1,457.88
Nichols, Keely Dia & Joshua David	53-08-20-400-030.000-008		2	N	\$ 135,200	\$ 72,675	\$ 62,525	\$1.5437	\$2.2845	\$ 940.12	\$ 1,558.21	\$ 166.95	\$ -	\$ 451.14	\$ 618.09	\$ 69.36	\$ 14.76	\$ 533.97
Nichols, Keely Dia & Joshua David	53-08-20-400-036.000-008		2	N	\$ 400	\$ -	\$ 400	\$1.5437	\$2.2845	\$ 6.17	\$ 10.23	\$ 1.10	\$ -	\$ 2.97	\$ 4.06	\$ -	\$ -	\$ 4.06
Bode, Tina R Revocable Living Trust	53-08-01-100-080.021-008	2286	2	N	\$ 719,400	\$ -	\$ 719,400	\$1.5437	\$2.2845	\$ 11,105.38	\$ 16,890.48	\$ 1,809.69	\$ -	\$ 3,975.40	\$ 5,785.10	\$ -	\$ -	\$ 5,785.10
Chitwood, Gregory Q & Mary Ann	53-08-01-100-080.022-008	2286	2	N	\$ 1,900	\$ -	\$ 1,900	\$1.5437	\$2.2845	\$ 29.32	\$ 48.61	\$ 5.21	\$ -	\$ 14.09	\$ 19.29	\$ -	\$ -	\$ 19.29
Whitaker, Robert E & Brenda	53-08-01-100-080.023-008	2286	2	N	\$ 1,900	\$ -	\$ 1,900	\$1.5437	\$2.2845	\$ 29.32	\$ 48.61	\$ 5.21	\$ -	\$ 14.09	\$ 19.29	\$ -	\$ -	\$ 19.29
Schroeder, David & Kim	53-08-01-100-080.024-008	2286	2	N	\$ 599,200	\$ 241,970	\$ 357,230	\$1.5437	\$2.2845	\$ 5,319.02	\$ 7,096.34	\$ 760.33	\$ -	\$ 1,016.99	\$ 1,777.32	\$ -	\$ -	\$ 1,777.32
Courtney, Steven and Sandra Joint Revocable Living Trust	53-08-01-100-080.025-008	2286	2	N	\$ 594,800	\$ 237,430	\$ 357,370	\$1.5437	\$2.2845	\$ 5,321.10	\$ 7,047.20	\$ 755.05	\$ -	\$ 971.05	\$ 1,726.10	\$ 69.36	\$ 22.20	\$ 1,634.54
McNelly, Karri Beth	53-08-01-100-080.026-008	2286	2	N	\$ 504,000	\$ 208,650	\$ 295,350	\$1.5437	\$2.2845	\$ 4,397.64	\$ 5,963.35	\$ 638.93	\$ -	\$ 926.78	\$ 1,565.71	\$ -	\$ -	\$ 1,565.71
Deckard, Deanilee	53-08-01-100-080.027-008	2334	2	N	\$ 473,900	\$ 195,115	\$ 278,785	\$1.5437	\$2.2845	\$ 4,151.00	\$ 5,608.36	\$ 600.89	\$ -	\$ 856.47	\$ 1,457.36	\$ 69.36	\$ 22.20	\$ 1,365.80
Chitwood, Gregory Q & Mary Ann	53-08-01-100-080.028-008	2286	2	N	\$ -	\$ -	\$ -	\$1.5437	\$2.2845	\$ -	\$ -	\$ -	\$ -	\$ -	\$ -	\$ -	\$ -	\$ -
Musumeci, Robert S & Megan W	53-08-01-100-080.029-008	2286	2	N	\$ 502,200	\$ 208,020	\$ 294,180	\$1.5437	\$2.2845	\$ 4,380.24	\$ 5,941.94	\$ 636.64	\$ -	\$ 925.06	\$ 1,561.70	\$ -	\$ -	\$ 1,561.70
Mast, Marvin A & Mary Ann	53-08-01-100-080.030-008	2286	2	N	\$ 456,800	\$ 189,130	\$ 267,670	\$1.5437	\$2.2845	\$ 3,985.50	\$ 5,404.85	\$ 579.08	\$ -	\$ 840.27	\$ 1,419.35	\$ -	\$ -	\$ 1,419.35
Schwandt, Thomas A & Sheryl Knighton-Schwandt	53-08-01-100-080.031-008	2286	2	N	\$ 468,500	\$ 196,225	\$ 272,275	\$1.5437	\$2.2845	\$ 4,054.08	\$ 5,540.86	\$ 593.66	\$ -	\$ 893.12	\$ 1,486.78	\$ 69.36	\$ 22.20	\$ 1,395.22
Nixon, Brent M & Jillian	53-08-01-100-080.033-008	2286	2	N	\$ 496,300	\$ 205,955	\$ 290,345	\$1.5437	\$2.2845	\$ 4,323.12	\$ 5,871.71	\$ 629.11	\$ -	\$ 919.48	\$ 1,548.59	\$ 69.36	\$ 22.20	\$ 1,457.03
Gize, Patricia A	53-08-01-100-080.034-008	2286	2	N	\$ 435,300	\$ -	\$ 435,300	\$1.5437	\$2.2845	\$ 6,719.72	\$ 10,220.22	\$ 1,095.02	\$ -	\$ 2,405.47	\$ 3,500.50	\$ -	\$ -	\$ 3,500.50
Brashear, Helen D; Butler, Lakesha S	53-08-01-100-080.035-008	2286	2	N	\$ 466,700	\$ 195,595	\$ 271,105	\$1.5437	\$2.2845	\$ 4,036.64	\$ 5,519.45	\$ 591.38	\$ -	\$ 891.43	\$ 1,482.81	\$ -	\$ -	\$ 1,482.81
Dehon, Louis Greg & Danielle R	53-08-01-100-080.036-008	2286	2	N	\$ 1,900	\$ 950	\$ 950	\$1.5437	\$2.2845	\$ 14.67	\$ 24.31	\$ 2.60	\$ -	\$ 7.03	\$ 9.64	\$ -	\$ -	\$ 9.64
Edelman, Paul & Karen	53-08-01-100-080.037-008	2286	2	N	\$ 84,000	\$ 3,000	\$ 81,000	\$1.5437	\$2.2845	\$ 1,250.40	\$ 2,072.49	\$ 222.05	\$ -	\$ 600.04	\$ 822.09	\$ -	\$ -	\$ 822.09
Allen, Donald L & Charlene K	53-08-01-100-080.038-008	2477	2	N	\$ 329,600	\$ 144,610	\$ 184,990	\$1.5437	\$2.2845	\$ 2,754.44	\$ 3,891.05	\$ 416.90	\$ -	\$ 719.71	\$ 1,136.61	\$ -	\$ -	\$ 1,136.61
Pate, Edward L	53-08-21-200-019.000-008		2	N	\$ 160,800	\$ 88,530	\$ 72,270	\$1.5437	\$2.2845	\$ 1,076.08	\$ 1,783.54	\$ 191.09	\$ -	\$ 516.38	\$ 707.46	\$ 69.36	\$ 22.20	\$ 615.90
Branam, Larry J Sr & Sylvia	53-08-21-200-028.000-008		2	N	\$ 66,900	\$ 51,988	\$ 14,912	\$1.5437	\$2.2845	\$ 222.04	\$ 368.01	\$ 39.42	\$ -	\$ 106.55	\$ 145.97	\$ 69.36	\$ 14.76	\$ 61.85
Haldeman, Andrew Laurence & Jessica Lynn	53-08-21-300-044.000-008		2	N	\$ 148,400	\$ 78,590	\$ 69,810	\$1.5437	\$2.2845	\$ 1,046.56	\$ 1,734.63	\$ 185.85	\$ -	\$ 502.22	\$ 688.07	\$ 69.36	\$ 22.20	\$ 596.51
Chitwood, Gregory Q & Mary Ann	53-08-01-100-080.039-008	2286	2	N	\$ 1,900	\$ -	\$ 1,900	\$1.5437	\$2.2845	\$ 29.32	\$ 48.61	\$ 5.21	\$ -	\$ 14.09	\$ 19.29	\$ -	\$ -	\$ 19.29
TK Constructors Inc	53-08-01-100-080.040-008	2286	2	N	\$ 1,900	\$ -	\$ 1,900	\$1.5437	\$2.2845	\$ 29.32	\$ 48.61	\$ 5.21	\$ -	\$ 14.09	\$ 19.29	\$ -	\$ -	\$ 19.29
Patel, Ganpat R	53-08-01-100-080.041-008	2286	2	N	\$ 1,900	\$ -	\$ 1,900	\$1.5437	\$2.2845	\$ 29.32	\$ 48.61	\$ 5.21	\$ -	\$ 14.09	\$ 19.29	\$ -	\$ -	\$ 19.29
Chitwood, Gregory Q & Mary Ann	53-08-01-100-080.042-008	2286	2	N	\$ 1,900	\$ -	\$ 1,900	\$1.5437	\$2.2845	\$ 29.32	\$ 48.61	\$ 5.21	\$ -	\$ 14.09	\$ 19.29	\$ -	\$ -	\$ 19.29
Chitwood, Gregory Q & Mary Ann	53-08-01-100-080.043-008	2286	2	N	\$ -	\$ -	\$ -	\$1.5437	\$2.2845	\$ -	\$ -	\$ -	\$ -	\$ -	\$ -	\$ -	\$ -	\$ -
Veatch, Trevor Wyatt & Lindsay Noelle	53-08-21-401-013.000-008	1547	2	N	\$ 144,300	\$ 82,755	\$ 61,545	\$1.5437	\$2.2845	\$ 916.38	\$ 1,518.86	\$ 162.73	\$ -	\$ 439.75	\$ 602.48	\$ 69.36	\$ 22.20	\$ 510.92
Gaston, Forrest S & Brenda J	53-08-21-401-018.000-008	1547	2	N	\$ 152,100	\$ -	\$ 152,100	\$1.5437	\$2.2845	\$ 2,347.96	\$ 3,571.09	\$ 382.62	\$ -	\$ 840.51	\$ 1,223.13	\$ 69.36	\$ 22.20	\$ 1,131.57
Schomacker, Scott & Rhedcy	53-08-21-401-035.000-008	1547	2	N	\$ 192,200	\$ 99,415	\$ 92,785	\$1.5437	\$2.2845	\$ 1,381.52	\$ 2,249.35	\$ 241.00	\$ -	\$ 626.83	\$ 867.83	\$ 69.36	\$ 22.20	\$ 776.27
Chiriboga, Nelly G	53-08-21-401-015.000-008	1547	2	N	\$ 147,900	\$ 3,000	\$ 144,900	\$1.5437	\$2.2845	\$ 2,236.82	\$ 3,469.24	\$ 371.70	\$ -	\$ 860.72	\$ 1,232.42	\$ 69.36	\$ 22.20	\$ 1,140.86
Miller, Cody W & Dewitt, Alexandra	53-08-21-401-036.000-008	1547	2	N	\$ 146,400	\$ 83,490	\$ 62,910	\$1.5437	\$2.2845	\$ 936.70	\$ 1,552.55	\$ 166.34	\$ -	\$ 449.51	\$ 615.85	\$ -	\$ -	\$ 615.85
Burton, Judy A	53-08-21-401-029.000-008	1547	2	N	\$ 155,600	\$ 86,710	\$ 68,890	\$1.5437	\$2.2845	\$ 1,025.74	\$ 1,700.14	\$ 182.16	\$ -	\$ 492.24	\$ 674.40	\$ 69.36	\$ 22.20	\$ 582.84
Powell, Matthew P	53-08-21-401-030.000-008	1547	2	N	\$ 218,800	\$ 133,790	\$ 85,010	\$1.5437	\$2.2845	\$ 1,265.76	\$ 2,097.96	\$ 224.78	\$ -	\$ 607.43	\$ 832.20	\$ 69.36	\$ 22.20	\$ 740.64
An, Daniel Jin	53-08-21-401-031.000-008	1547	2	N	\$ 194,200	\$ 100,115	\$ 94,085	\$1.5437	\$2.2845	\$ 1,400.88	\$ 2,273.15	\$ 243.55	\$ -	\$ 628.72	\$ 872.27	\$ 69.36	\$ 22.20	\$ 780.71
Koch, Janice L	53-08-21-401-023.000-008	1547	2	N	\$ 159,600	\$ 88,110	\$ 71,490	\$1.5437	\$2.2845	\$ 1,064.46	\$ 1,764.31	\$ 189.04	\$ -	\$ 510.81	\$ 699.85	\$ 69.36	\$ 22.20	\$ 608.29
Roberson, Claire M Revocable Trust	53-08-21-401-024.000-008	1547	2	N	\$ 158,200	\$ 84,620	\$ 73,580	\$1.5437	\$2.2845	\$ 1,095.56	\$ 1,815.88	\$ 194.57	\$ -	\$ 525.76	\$ 720.32	\$ 69.36	\$ 22.20	\$ 628.76
Smith, Robert L & Janice D	53-08-21-401-016.000-008	1547	2	N	\$ 140,900	\$ 81,565	\$ 59,335	\$1.5437	\$2.2845	\$ 883.48	\$ 1,464.32	\$ 156.89	\$ -	\$ 423.96	\$ 580.84	\$ 69.36	\$ 22.20	\$ 489.28
Taha, Ruth L & Ibrahim A	53-08-21-401-037.000-008	1547	2	N	\$ 199,200	\$ 101,970	\$ 97,230	\$1.5437	\$2.2845	\$ 1,447.72	\$ 2,335.92	\$ 250.28	\$ -	\$ 637.91	\$ 888.20	\$ 69.36	\$ 22.20	\$ 796.64
Deckard, T J	53-08-21-401-010.000-008	1547	2	N	\$ 163,800	\$ 89,580	\$ 74,220	\$1.5437	\$2.2845	\$ 1,105.10	\$ 1,831.66	\$ 196.24	\$ -	\$ 530.32	\$ 726.56	\$ 69.36	\$ 22.20	\$ 635.00
Guidry, Chris & Shannon	53-08-21-401-008.000-008	1547	2	N	\$ 193,200	\$ 99,870	\$ 93,330	\$1.5437	\$2.2845	\$ 1,389.64	\$ 2,264.51	\$ 242.63	\$ -	\$ 632.24	\$ 874.87	\$ 69.36	\$ 22.20	\$ 783.31
Albersson, John J & Jill	53-08-21-401-004.000-008	1547	2	N	\$ 170,500	\$ 91,925	\$ 78,575	\$1.5437	\$2.2845	\$ 1,169.96	\$ 1,939.16	\$ 207.77	\$ -	\$ 561.43	\$ 769.20	\$ 69.36	\$ 22.20	\$ 677.64
Scott, Linda M & Steven C	53-08-21-401-033.000-008	1547	2	N	\$ 181,100	\$ 95,635	\$ 85,465	\$1.5437	\$2.2845	\$ 1,272.54	\$ 2,109.20	\$ 225.99	\$ -	\$ 610.67	\$ 836.66	\$ 69.36	\$ 22.20	\$ 745.10

City of Bloomington

Area #2: South-East Annexation Area - Tax Impacts Analysis

Note (1): This section shows the inc/(dec) in tax bills due to differences between township fire protection rates and the Monroe Fire Protection District fire rate

Owner Name	Parcel #	Waiver	Annexation Area	AG	2020 Pay 2021 Gross AV	2020 Pay 2021 Deductions /Exemptions	2020 Pay 2021 NAV	Pre-Annex 2021 Prop Tax Rate	Post-Annex Prop Tax Rate	Pre-Annex Tax Bill	Post-Annex Tax Bill	Net Tax Bill Increase Due Solely to AV Growth (12% Aggregate over 4 years)	Net Tax Bill Increase Due to Difference Between Fire Rates (1)	Net Tax Bill Increase Due to Annexation	Total Post-Annexation Net Tax Bill Increase	Benefit 1 Yearly Sewer Bill Savings (@ 4000 Gal/Month)	Benefit 2 Yearly Fire Protection (Water Surcharge) Savings	Post-Annex Tax Bill Inc/(Dec) Net of Benefits
May, Alexandra C	53-08-21-401-009.000-008	1547	2	N	\$ 173,000	\$ 92,800	\$ 80,200	\$1.5437	\$2.2845	\$ 1,194.16	\$ 1,979.26	\$ 212.06	\$ -	\$ 573.04	\$ 785.10	\$ 69.36	\$ 22.20	\$ 693.54
Velazquez, Sonia	53-08-21-401-021.000-008	1547	2	N	\$ 158,500	\$ 87,410	\$ 71,090	\$1.5437	\$2.2845	\$ 1,058.52	\$ 1,754.44	\$ 187.98	\$ -	\$ 507.94	\$ 695.92	\$ 69.36	\$ 22.20	\$ 604.36
Ridinger, Ashley D	53-08-21-401-027.000-008	1547	2	N	\$ 156,900	\$ 87,165	\$ 69,735	\$1.5437	\$2.2845	\$ 1,038.32	\$ 1,720.99	\$ 184.39	\$ -	\$ 498.28	\$ 682.67	\$ 69.36	\$ 22.20	\$ 591.11
Katsaropoulos, Mary L; Katsaropoulos, Christopher D & Marilyn F	53-08-29-100-018.000-008		2	N	\$ 70,300	\$ 55,022	\$ 15,278	\$1.5437	\$2.2845	\$ 227.48	\$ 377.04	\$ 40.39	\$ -	\$ 109.17	\$ 149.56	\$ 69.36	\$ 22.20	\$ 58.00
Lewis, Gerald	53-08-29-100-012.000-008		2	N	\$ 106,700	\$ -	\$ 106,700	\$1.5437	\$2.2845	\$ 1,647.12	\$ 2,507.27	\$ 268.64	\$ -	\$ 591.51	\$ 860.15	\$ 69.36	\$ 22.20	\$ 768.59
Kates, Joshua L & Fleissner, Jennifer L	53-08-01-100-011.000-008		2	N	\$ 624,100	\$ 237,455	\$ 386,645	\$1.5437	\$2.2845	\$ 5,776.04	\$ 7,836.44	\$ 839.61	\$ -	\$ 1,220.79	\$ 2,060.40	\$ 69.36	\$ 37.08	\$ 1,953.96
FitzSimmons, Daniel John & Tavy De Lacy Aherne	53-08-01-100-042.000-008		2	N	\$ 359,100	\$ 153,140	\$ 205,960	\$1.5437	\$2.2845	\$ 3,072.52	\$ 4,352.85	\$ 466.37	\$ -	\$ 813.96	\$ 1,280.33	\$ 69.36	\$ 22.20	\$ 1,188.77
Clark, Floyd K & Mildred G Revocable Living Trust	53-08-11-101-071.000-008	1342	2	N	\$ 122,300	\$ 72,055	\$ 50,245	\$1.5437	\$2.2845	\$ 441.04	\$ 1,239.99	\$ 132.85	\$ -	\$ 666.10	\$ 798.95	\$ -	\$ -	\$ 798.95
Beane, Dustin A & Jacquelyn I	53-08-14-300-014.000-008		2	N	\$ 191,100	\$ 89,135	\$ 101,965	\$1.5437	\$2.2845	\$ 1,529.16	\$ 2,516.45	\$ 269.62	\$ -	\$ 717.67	\$ 987.29	\$ -	\$ -	\$ 987.29
Rink, Eleanor Jane & DJC Investments LLC	53-08-22-200-004.000-008		2	Y	\$ 233,900	\$ -	\$ 233,900	\$1.5437	\$2.2845	\$ 3,610.72	\$ 3,610.72	\$ 1,932.13	\$ -	\$ -	\$ 1,932.13	\$ -	\$ -	\$ 1,932.13
Rink, Eleanor Jane & DJC Investments LLC	53-08-22-200-014.000-008		2	Y	\$ 11,300	\$ -	\$ 11,300	\$1.5437	\$2.2845	\$ 174.44	\$ 174.44	\$ 90.87	\$ -	\$ -	\$ 90.87	\$ -	\$ -	\$ 90.87
City of Bloomington Utilities	53-08-22-200-001.000-008		2	N	\$ -	\$ -	\$ -	\$1.5437	\$2.2845	\$ -	\$ -	\$ -	\$ -	\$ -	\$ -	\$ -	\$ -	\$ -
Bruce, Jo Anna	53-08-21-300-059.000-008	1683	2	N	\$ 133,800	\$ 70,050	\$ 63,750	\$1.5437	\$2.2845	\$ 961.68	\$ 1,593.97	\$ 170.78	\$ -	\$ 461.50	\$ 632.29	\$ 69.36	\$ 22.20	\$ 540.73
Terrell, Brenda J	53-08-21-400-044.000-008		2	N	\$ 180,900	\$ 88,890	\$ 92,010	\$1.5437	\$2.2845	\$ 1,375.74	\$ 2,265.05	\$ 242.68	\$ -	\$ 646.63	\$ 889.31	\$ -	\$ -	\$ 889.31
Howell, Jeffrey & Christine	53-08-16-400-007.000-008		2	N	\$ 165,300	\$ 85,110	\$ 80,190	\$1.5437	\$2.2845	\$ 1,197.12	\$ 1,874.01	\$ 200.79	\$ -	\$ 476.10	\$ 676.89	\$ -	\$ -	\$ 676.89
Noble-Kuchera, Jenny	53-08-20-400-086.000-008		2	N	\$ 154,000	\$ 85,135	\$ 68,865	\$1.5437	\$2.2845	\$ 1,025.36	\$ 1,699.52	\$ 182.10	\$ -	\$ 492.06	\$ 674.16	\$ 69.36	\$ 14.76	\$ 590.04
Derifond, Wisk	53-08-16-300-034.000-008		2	N	\$ 271,200	\$ 122,165	\$ 149,035	\$1.5437	\$2.2845	\$ 2,225.28	\$ 3,314.96	\$ 355.17	\$ -	\$ 734.51	\$ 1,089.68	\$ -	\$ -	\$ 1,089.68
Clear Creek Christian Church, Trustees	53-08-20-403-005.000-008	2327	2	N	\$ 64,800	\$ -	\$ 64,800	\$1.5437	\$2.2845	\$ 1,000.32	\$ 1,521.41	\$ 163.01	\$ -	\$ 358.08	\$ 521.09	\$ 69.36	\$ 14.76	\$ 436.97
Bruce, Howard Douglas & Shelly Suzanne	53-08-20-400-043.000-008		2	N	\$ 123,100	\$ -	\$ 123,100	\$1.5437	\$2.2845	\$ 1,900.28	\$ 2,890.21	\$ 309.67	\$ -	\$ 680.27	\$ 989.93	\$ 69.36	\$ 14.76	\$ 905.81
Kansas City Mamma LLC	53-08-20-400-002.000-008		2	N	\$ 39,700	\$ -	\$ 39,700	\$1.5437	\$2.2845	\$ 612.84	\$ 1,015.78	\$ 108.83	\$ -	\$ 294.10	\$ 402.94	\$ 69.36	\$ 22.20	\$ 311.38
Hass, Sheryl A & Hass, George D Jr	53-08-21-401-028.000-008	1547	2	N	\$ 149,400	\$ -	\$ 149,400	\$1.5437	\$2.2845	\$ 2,306.28	\$ 3,507.70	\$ 375.82	\$ -	\$ 825.59	\$ 1,201.42	\$ 69.36	\$ 22.20	\$ 1,109.86
Wood, Jeffrey M & Melissa A	53-08-21-401-022.000-008	1547	2	N	\$ 149,100	\$ 84,435	\$ 64,665	\$1.5437	\$2.2845	\$ 962.84	\$ 1,595.87	\$ 170.99	\$ -	\$ 462.04	\$ 633.03	\$ 69.36	\$ 22.20	\$ 541.47
Cogswell, John A & Maria R	53-08-21-401-026.000-008	1547	2	N	\$ 186,900	\$ 3,000	\$ 183,900	\$1.5437	\$2.2845	\$ 2,838.86	\$ 4,384.91	\$ 469.81	\$ -	\$ 1,076.24	\$ 1,546.05	\$ 69.36	\$ 22.20	\$ 1,454.49
Buchanan, John E W / L / E Annis M	53-08-21-300-056.000-008		2	N	\$ 115,500	\$ 68,030	\$ 47,470	\$1.5437	\$2.2845	\$ 709.38	\$ 1,175.77	\$ 125.97	\$ -	\$ 340.42	\$ 466.39	\$ 69.36	\$ 22.20	\$ 374.83
Stidd, Thomas L	53-08-29-100-005.000-008	1899	2	N	\$ 67,600	\$ 50,024	\$ 17,576	\$1.5437	\$2.2845	\$ 261.70	\$ 433.76	\$ 46.47	\$ -	\$ 125.59	\$ 172.06	\$ 69.36	\$ 22.20	\$ 80.50
Stidd, Larry T & Rebecca S	53-08-29-100-038.000-008	1900	2	N	\$ 164,700	\$ 99,375	\$ 65,325	\$1.5437	\$2.2845	\$ 972.66	\$ 1,612.15	\$ 172.73	\$ -	\$ 466.76	\$ 639.49	\$ 69.36	\$ 22.20	\$ 547.93
Craig, Kenneth R	53-08-21-301-077.000-008		2	N	\$ 134,500	\$ 76,325	\$ 58,175	\$1.5437	\$2.2845	\$ 866.20	\$ 1,435.71	\$ 153.83	\$ -	\$ 415.68	\$ 569.51	\$ 69.36	\$ 22.20	\$ 477.95
Craig, Kenneth R	53-08-21-301-040.000-008		2	N	\$ 10,900	\$ -	\$ 10,900	\$1.5437	\$2.2845	\$ 168.26	\$ 278.89	\$ 29.88	\$ -	\$ 80.75	\$ 110.63	\$ -	\$ -	\$ 110.63
Craig, Kenneth R	53-08-21-301-039.000-008		2	N	\$ 5,300	\$ -	\$ 5,300	\$1.5437	\$2.2845	\$ 81.82	\$ 135.61	\$ 14.53	\$ -	\$ 39.26	\$ 53.79	\$ -	\$ -	\$ 53.79
Craig, Kenneth R	53-08-21-301-071.000-008		2	N	\$ 1,900	\$ -	\$ 1,900	\$1.5437	\$2.2845	\$ 29.32	\$ 48.61	\$ 5.21	\$ -	\$ 14.09	\$ 19.29	\$ -	\$ -	\$ 19.29
Craig, Kenneth R	53-08-21-301-072.000-008		2	N	\$ 1,900	\$ -	\$ 1,900	\$1.5437	\$2.2845	\$ 29.32	\$ 48.61	\$ 5.21	\$ -	\$ 14.09	\$ 19.29	\$ -	\$ -	\$ 19.29
Craig, Kenneth R	53-08-21-301-064.000-008		2	N	\$ 1,900	\$ -	\$ 1,900	\$1.5437	\$2.2845	\$ 29.32	\$ 48.61	\$ 5.21	\$ -	\$ 14.09	\$ 19.29	\$ -	\$ -	\$ 19.29
Hillenburg, Robert A & Vicky A	53-08-21-301-088.000-008		2	N	\$ 170,500	\$ 91,925	\$ 78,575	\$1.5437	\$2.2845	\$ 1,169.96	\$ 1,939.16	\$ 207.77	\$ -	\$ 561.43	\$ 769.20	\$ 69.36	\$ 37.08	\$ 662.76
Pigott, Rita R Trust	53-08-21-301-030.000-008		2	N	\$ 123,400	\$ -	\$ 123,400	\$1.5437	\$2.2845	\$ 1,904.92	\$ 2,901.05	\$ 310.83	\$ -	\$ 685.30	\$ 996.13	\$ 69.36	\$ 22.20	\$ 904.57
Eads, Alan D	53-08-21-301-078.000-008		2	N	\$ 1,900	\$ -	\$ 1,900	\$1.5437	\$2.2845	\$ 29.32	\$ 48.61	\$ 5.21	\$ 9.16	\$ 14.09	\$ 19.29	\$ -	\$ -	\$ 19.29
Craig, Kenneth R	53-08-21-300-085.000-008		2	N	\$ 700	\$ -	\$ 700	\$1.5437	\$2.2845	\$ 10.81	\$ 17.91	\$ 1.92	\$ -	\$ 5.18	\$ 7.10	\$ -	\$ -	\$ 7.10
Eads, Larry & Ruth	53-08-21-300-037.000-008		2	N	\$ 200	\$ -	\$ 200	\$1.5437	\$2.2845	\$ 3.09	\$ 5.12	\$ 0.55	\$ -	\$ 1.48	\$ 2.03	\$ -	\$ -	\$ 2.03
Kramme, Michael & Cathy	53-08-16-300-029.000-008		2	N	\$ 229,500	\$ 112,575	\$ 116,925	\$1.5437	\$2.2845	\$ 1,740.96	\$ 2,696.51	\$ 288.91	\$ -	\$ 666.64	\$ 955.55	\$ 69.36	\$ 14.76	\$ 871.43
Kramme, Michael	53-08-16-300-020.000-008		2	N	\$ 40,500	\$ -	\$ 40,500	\$1.5437	\$2.2845	\$ 625.20	\$ 1,036.24	\$ 111.03	\$ -	\$ 300.02	\$ 411.04	\$ -	\$ -	\$ 411.04
Bertermann, Erik	53-08-20-400-068.000-008		2	N	\$ 110,400	\$ -	\$ 110,400	\$1.5437	\$2.2845	\$ 1,704.24	\$ 2,596.67	\$ 278.21	\$ -	\$ 614.22	\$ 892.43	\$ 69.36	\$ 22.20	\$ 800.87
Webb, Leslie Dale & Elsie Marie Revocable Trusts	53-08-20-400-100.000-008	1484	2	N	\$ 42,600	\$ -	\$ 42,600	\$1.5437	\$2.2845	\$ 657.62	\$ 1,089.98	\$ 116.78	\$ -	\$ 315.57	\$ 432.36	\$ -	\$ -	\$ 432.36

City of Bloomington

Area #2: South-East Annexation Area - Tax Impacts Analysis

Note (1): This section shows the inc/(dec) in tax bills due to differences between township fire protection rates and the Monroe Fire Protection District fire rate

Owner Name	Parcel #	Waiver	Annexation Area	AG	2020 Pay 2021 Gross AV	2020 Pay 2021 Deductions /Exemptions	2020 Pay 2021 NAV	Pre-Annex 2020 Pay 2021 Prop Tax Rate	Post-Annex Prop Tax Rate	Pre-Annex Tax Bill	Post-Annex Tax Bill	Net Tax Bill Increase Due Solely to AV Growth (12% Aggregate over 4 years)	Net Tax Bill Increase Due to Difference Between Fire Rates (1)	Net Tax Bill Increase Due to Annexation	Total Post-Annexation Net Tax Bill Increase	Benefit 1 Yearly Sewer Bill Savings (@ 4000 Gal/Month)	Benefit 2 Yearly Fire Protection (Water Surcharge) Savings	Post-Annex Tax Bill Inc/(Dec)
Welp, Alexander C	53-08-20-400-095.000-008		2	N	\$ 126,000	\$ 76,350	\$ 49,650	\$1.5437	\$2.2845	\$ 739.28	\$ 1,225.31	\$ 131.28	\$ -	\$ 354.75	\$ 486.03	\$ 69.36	\$ 14.76	\$ 401.91
Allison, David J & Devon F	53-05-36-400-007.000-004		2	N	\$ 105,500	\$ -	\$ 105,500	\$1.5403	\$2.2811	\$ 1,625.02	\$ 2,494.58	\$ 267.28	\$ -	\$ 602.28	\$ 869.56	\$ 69.36	\$ 14.76	\$ 785.44
Chestnut, Larry D & Glenda J Revocable Trust	53-08-20-400-064.000-008		2	N	\$ 83,700	\$ -	\$ 83,700	\$1.5437	\$2.2845	\$ 1,292.08	\$ 1,987.50	\$ 212.95	\$ -	\$ 482.47	\$ 695.42	\$ 69.36	\$ 22.20	\$ 603.86
Emery, Steven K	53-08-14-102-001.000-008		2	N	\$ 187,400	\$ 97,525	\$ 89,875	\$1.5437	\$2.2845	\$ 1,338.20	\$ 2,185.74	\$ 234.19	\$ -	\$ 613.35	\$ 847.54	\$ -	\$ -	\$ 847.54
Johnson, Jeffrey W & Melanie P	53-08-14-103-001.000-008		2	N	\$ 180,200	\$ 95,320	\$ 84,880	\$1.5437	\$2.2845	\$ 1,263.84	\$ 2,094.77	\$ 224.45	\$ -	\$ 606.48	\$ 830.93	\$ -	\$ -	\$ 830.93
Boathouse Apartments LLC	53-08-14-200-020.539-008	2352	2	N	\$ 183,200	\$ -	\$ 183,200	\$1.5437	\$2.2845	\$ 2,828.06	\$ 4,301.27	\$ 460.85	\$ -	\$ 1,012.36	\$ 1,473.21	\$ 69.36	\$ 22.20	\$ 1,381.65
Boathouse Apartments LLC	53-08-14-200-020.540-008	2352	2	N	\$ 186,600	\$ -	\$ 186,600	\$1.5437	\$2.2845	\$ 2,880.54	\$ 4,381.10	\$ 469.40	\$ -	\$ 1,031.16	\$ 1,500.56	\$ 69.36	\$ 22.20	\$ 1,409.00
Boathouse Apartments LLC	53-08-14-200-020.541-008	2352	2	N	\$ 186,400	\$ -	\$ 186,400	\$1.5437	\$2.2845	\$ 2,877.46	\$ 4,376.40	\$ 468.90	\$ -	\$ 1,030.04	\$ 1,498.94	\$ 69.36	\$ 22.20	\$ 1,407.38
Boathouse Apartments LLC	53-08-14-200-020.542-008	2352	2	N	\$ 188,400	\$ -	\$ 188,400	\$1.5437	\$2.2845	\$ 2,908.32	\$ 4,423.36	\$ 473.93	\$ -	\$ 1,041.11	\$ 1,515.04	\$ 69.36	\$ 22.20	\$ 1,423.48
Boathouse Apartments LLC	53-08-14-200-020.543-008	2352	2	N	\$ 184,600	\$ -	\$ 184,600	\$1.5437	\$2.2845	\$ 2,849.68	\$ 4,334.14	\$ 464.37	\$ -	\$ 1,020.09	\$ 1,484.46	\$ 69.36	\$ 22.20	\$ 1,392.90
Boathouse Apartments LLC	53-08-14-200-020.544-008	2352	2	N	\$ 186,600	\$ -	\$ 186,600	\$1.5437	\$2.2845	\$ 2,880.54	\$ 4,381.10	\$ 469.40	\$ -	\$ 1,031.16	\$ 1,500.56	\$ 69.36	\$ 22.20	\$ 1,409.00
Boathouse Apartments LLC	53-08-14-200-020.545-008	2352	2	N	\$ 186,400	\$ -	\$ 186,400	\$1.5437	\$2.2845	\$ 2,877.46	\$ 4,376.40	\$ 468.90	\$ -	\$ 1,030.04	\$ 1,498.94	\$ 69.36	\$ 22.20	\$ 1,407.38
Beal, Jackson G. & Carolyn M.	53-08-14-100-024.000-008		2	N	\$ 198,000	\$ 101,550	\$ 96,450	\$1.5437	\$2.2845	\$ 1,436.12	\$ 2,321.63	\$ 248.75	\$ -	\$ 636.76	\$ 885.51	\$ -	\$ -	\$ 885.51
Terry, Herbert Alonzo	53-08-16-400-001.000-008		2	N	\$ 149,200	\$ -	\$ 149,200	\$1.5437	\$2.2845	\$ 2,303.20	\$ 3,536.94	\$ 378.96	\$ -	\$ 854.78	\$ 1,233.74	\$ 69.36	\$ 14.76	\$ 1,149.62
Terry, Herbert Alonzo	53-08-16-400-004.000-008		2	N	\$ 68,000	\$ -	\$ 68,000	\$1.5437	\$2.2845	\$ 1,049.72	\$ 1,739.87	\$ 186.41	\$ -	\$ 503.73	\$ 690.15	\$ -	\$ -	\$ 690.15
Boathouse Apartments LLC	53-08-14-200-020.546-008	2352	2	N	\$ 186,400	\$ -	\$ 186,400	\$1.5437	\$2.2845	\$ 2,877.46	\$ 4,376.40	\$ 468.90	\$ -	\$ 1,030.04	\$ 1,498.94	\$ 69.36	\$ 22.20	\$ 1,407.38
Boathouse Apartments LLC	53-08-14-200-020.547-008	2352	2	N	\$ 186,600	\$ -	\$ 186,600	\$1.5437	\$2.2845	\$ 2,880.54	\$ 4,381.10	\$ 469.40	\$ -	\$ 1,031.16	\$ 1,500.56	\$ 69.36	\$ 22.20	\$ 1,409.00
Boathouse Apartments LLC	53-08-14-200-020.548-008	2352	2	N	\$ 183,200	\$ -	\$ 183,200	\$1.5437	\$2.2845	\$ 2,828.06	\$ 4,301.27	\$ 460.85	\$ -	\$ 1,012.36	\$ 1,473.21	\$ 69.36	\$ 22.20	\$ 1,381.65
Boathouse Apartments LLC	53-08-14-200-020.549-008	2352	2	N	\$ 188,400	\$ -	\$ 188,400	\$1.5437	\$2.2845	\$ 2,908.32	\$ 4,423.36	\$ 473.93	\$ -	\$ 1,041.11	\$ 1,515.04	\$ 69.36	\$ 22.20	\$ 1,423.48
Hurlow, John C & Christina	53-08-14-200-049.000-008	2175	2	N	\$ 684,000	\$ 256,320	\$ 427,680	\$1.5437	\$2.2845	\$ 6,390.32	\$ 8,631.44	\$ 924.80	\$ -	\$ 1,316.32	\$ 2,241.12	\$ 69.36	\$ 22.20	\$ 2,149.56
Wildenbeest, Mathijs & Thang, Boi Phuong	53-08-14-200-046.000-008	2175	2	N	\$ 686,400	\$ 266,800	\$ 419,600	\$1.5437	\$2.2845	\$ 6,249.44	\$ 8,149.23	\$ 873.13	\$ -	\$ 1,026.66	\$ 1,899.79	\$ 69.36	\$ 22.20	\$ 1,808.23
Rego, Lopo L & Sonja O	53-08-14-200-059.000-008	2315	2	N	\$ 678,600	\$ 253,590	\$ 425,010	\$1.5437	\$2.2845	\$ 6,351.88	\$ 8,600.01	\$ 921.43	\$ -	\$ 1,326.70	\$ 2,248.13	\$ 69.36	\$ 22.20	\$ 2,156.57
Naik, Jayesh G & Bansari J	53-08-14-200-043.000-008	2240	2	N	\$ 604,200	\$ 235,575	\$ 368,625	\$1.5437	\$2.2845	\$ 5,496.72	\$ 7,360.25	\$ 788.60	\$ -	\$ 1,074.93	\$ 1,863.53	\$ 69.36	\$ 22.20	\$ 1,771.97
Miller, Nicholas Paul & Kathrine Annette	53-08-14-200-016.000-008	2072	2	N	\$ 621,800	\$ 249,880	\$ 371,920	\$1.5437	\$2.2845	\$ 5,537.76	\$ 7,365.29	\$ 789.13	\$ -	\$ 1,038.40	\$ 1,827.53	\$ 69.36	\$ 22.20	\$ 1,735.97
Pinto, Amar G & Nirmala R	53-08-14-200-015.000-008		2	N	\$ 664,700	\$ 262,725	\$ 401,975	\$1.5437	\$2.2845	\$ 5,985.26	\$ 7,869.23	\$ 843.13	\$ -	\$ 1,040.84	\$ 1,883.97	\$ 69.36	\$ 22.20	\$ 1,792.41
McKeen, William Riley & Young, Nancy A	53-08-14-200-013.000-008	2016	2	N	\$ 868,100	\$ 310,400	\$ 557,700	\$1.5437	\$2.2845	\$ 8,304.76	\$ 10,344.19	\$ 1,108.31	\$ -	\$ 931.13	\$ 2,039.43	\$ 69.36	\$ 22.20	\$ 1,947.87
Powell, Kevin & Allyson	53-08-14-200-011.000-008	2469	2	N	\$ 826,400	\$ 302,275	\$ 524,125	\$1.5437	\$2.2845	\$ 7,804.74	\$ 9,804.68	\$ 1,050.50	\$ -	\$ 949.44	\$ 1,999.94	\$ -	\$ -	\$ 1,999.94
Sturm, Paul R & Susan C	53-08-16-300-033.000-008		2	N	\$ 244,100	\$ 3,000	\$ 241,100	\$1.5437	\$2.2845	\$ 3,721.86	\$ 5,727.88	\$ 613.70	\$ -	\$ 1,392.32	\$ 2,006.02	\$ 69.36	\$ 14.76	\$ 1,921.90
Stephens, Robert D. & Lois A.	53-08-21-200-068.000-008		2	N	\$ 101,400	\$ 64,635	\$ 36,765	\$1.5437	\$2.2845	\$ 547.58	\$ 907.60	\$ 97.25	\$ -	\$ 262.77	\$ 360.02	\$ 69.36	\$ 14.76	\$ 275.90
Zawacki, Kevin & Teresa	53-08-23-401-018.000-008	2360	2	N	\$ 816,900	\$ 302,310	\$ 514,590	\$1.5437	\$2.2845	\$ 7,693.54	\$ 10,190.48	\$ 1,091.84	\$ -	\$ 1,405.09	\$ 2,496.94	\$ -	\$ -	\$ 2,496.94
Haeberle, David C & Beth H	53-08-23-401-061.000-008	2360	2	N	\$ 701,800	\$ 254,815	\$ 446,985	\$1.5437	\$2.2845	\$ 6,689.88	\$ 9,145.71	\$ 979.89	\$ -	\$ 1,475.94	\$ 2,455.83	\$ -	\$ -	\$ 2,455.83
Bhatt, Ravi K & Ami Deepak Gandhi	53-08-23-401-060.000-008	2360	2	N	\$ 739,900	\$ 260,950	\$ 478,950	\$1.5437	\$2.2845	\$ 7,175.24	\$ 9,835.81	\$ 1,053.84	\$ -	\$ 1,606.73	\$ 2,660.57	\$ -	\$ -	\$ 2,660.57
Kumar, Satish & Neelam	53-01-43-513-624.000-008	2360	2	N	\$ 211,000	\$ -	\$ 211,000	\$1.5437	\$2.2845	\$ 3,257.20	\$ 5,398.71	\$ 578.43	\$ -	\$ 1,563.07	\$ 2,141.51	\$ -	\$ -	\$ 2,141.51
Miller, Thomas E	53-01-43-513-625.000-008	2360	2	N	\$ 2,246,900	\$ 3,000	\$ 2,243,900	\$1.5437	\$2.2845	\$ 34,639.08	\$ 53,613.68	\$ 5,744.32	\$ -	\$ 13,230.28	\$ 18,974.60	\$ -	\$ -	\$ 18,974.60
Sterling Woods II Inc	53-01-43-513-626.000-008	2360	2	Y	\$ 11,400	\$ -	\$ 11,400	\$1.5437	\$2.2845	\$ 175.98	\$ 175.98	\$ 91.68	\$ -	\$ -	\$ 91.68	\$ -	\$ -	\$ 91.68
McGlothlin, Theodore M & Gladys M Revocable Living Trust	53-08-12-200-002.000-008	2287	2	N	\$ 134,400	\$ -	\$ 134,400	\$1.5437	\$2.2845	\$ 2,074.72	\$ 3,166.06	\$ 339.22	\$ -	\$ 752.12	\$ 1,091.34	\$ -	\$ -	\$ 1,091.34
Mendoza, Cesar Gabriel Pestana; De Pestana, Raquel Tivisay Parra	53-08-11-101-046.000-008		2	N	\$ 192,200	\$ 99,520	\$ 92,680	\$1.5437	\$2.2845	\$ 1,379.96	\$ 2,252.61	\$ 241.36	\$ -	\$ 631.29	\$ 872.65	\$ -	\$ -	\$ 872.65
Long, Michael O & Washburn, Sandra J	53-08-21-200-104.000-008	1647	2	N	\$ 205,300	\$ 3,000	\$ 202,300	\$1.5437	\$2.2845	\$ 3,122.92	\$ 5,176.11	\$ 554.58	\$ -	\$ 1,498.60	\$ 2,053.19	\$ 69.36	\$ 37.08	\$ 1,946.75
Langley, Ryan J	53-08-21-200-096.000-008	1616	2	N	\$ 105,500	\$ -	\$ 105,500	\$1.5437	\$2.2845	\$ 1,628.60	\$ 2,476.99	\$ 265.39	\$ -	\$ 583.00	\$ 848.39	\$ 69.36	\$ 22.20	\$ 756.83
Van Landingham, Frank	53-08-21-200-083.000-008	2432	2	N	\$ 86,400	\$ -	\$ 86,400	\$1.5437	\$2.2845	\$ 1,333.76	\$ 2,028.55	\$ 217.34	\$ -	\$ 477.44	\$ 694.79	\$ 69.36	\$ 22.20	\$ 603.23
Felling, Chance	53-08-21-200-049.000-008	2433	2	N	\$ 75,100	\$ -	\$ 75,100	\$1.5437	\$2.2845	\$ 1,159.32	\$ 1,763.24	\$ 188.92	\$ -	\$ 415.00	\$ 603.92	\$ 69.36	\$ 22.20	\$ 512.36
Van Landingham, Frank	53-08-21-200-141.000-008	1433	2	N	\$ 108,300	\$ -	\$ 108,300	\$1.5437	\$2.2845	\$ 1,671.84	\$ 2,542.73	\$ 272.44	\$ -	\$ 598.45	\$ 870.89	\$ 69.36	\$ 22.20	\$ 779.33
Labarge, Gary R & Cheryl	53-08-21-200-097.000-008	1470	2	N	\$ 105,800	\$ -	\$ 105,800	\$1.5437	\$2.2845	\$ 1,633.24	\$ 2,486.14	\$ 266.37	\$ -	\$ 586.53	\$ 852.90	\$ 69.36	\$ 22.20	\$ 761.34
Clarke, Danielle C	53-08-21-200-122.000-008		2	N	\$ 109,700	\$ 70,645	\$ 39,055	\$1.5437	\$2.2845	\$ 581.52	\$ 963.85	\$ 103.28	\$ -	\$ 279.05	\$ 382.33	\$ 69.36	\$ 22.20	\$ 290.77

City of Bloomington

Area #2: South-East Annexation Area - Tax Impacts Analysis

Note (1): This section shows the inc/(dec) in tax bills due to differences between township fire protection rates and the Monroe Fire Protection District fire rate

Owner Name	Parcel #	Waiver	Annexation Area	AG	2020 Pay 2021 Gross AV	2020 Pay 2021 Deductions /Exemptions	2020 Pay 2021 NAV	Pre-Annex 2021 Prop Tax Rate	Post-Annex Prop Tax Rate	Pre-Annex Tax Bill	Post-Annex Tax Bill	Net Tax Bill Increase Due Solely to AV Growth (12% Aggregate over 4 years)	Net Tax Bill Increase Due to Difference Between Fire Rates (1)	Net Tax Bill Increase Due to Annexation	Total Post-Annexation Net Tax Bill Increase	Benefit 1 Yearly Sewer Bill Savings (@ 4000 Gal/Month)	Benefit 2 Yearly Fire Protection (Water Surcharge) Savings	Post-Annex Tax Bill Inc/(Dec) Net of Benefits
Highlander Property Management LLC	53-08-21-200-123.000-008	1489	2	N	\$ 142,300	\$ -	\$ 142,300	\$1.5437	\$2.2845	\$ 2,196.68	\$ 3,341.00	\$ 357.96	\$ -	\$ 786.35	\$ 1,144.32	\$ 69.36	\$ 22.20	\$ 1,052.76
Scharf, Steven W & Stephanie E	53-08-21-200-098.000-008	1413	2	N	\$ 131,700	\$ 78,345	\$ 53,355	\$1.5437	\$2.2845	\$ 794.44	\$ 1,316.75	\$ 141.09	\$ -	\$ 381.22	\$ 522.31	\$ 69.36	\$ 22.20	\$ 430.75
Van Landingham, Frank	53-08-21-200-105.000-008	1457	2	N	\$ 73,100	\$ -	\$ 73,100	\$1.5437	\$2.2845	\$ 1,128.44	\$ 1,716.28	\$ 183.89	\$ -	\$ 403.96	\$ 587.84	\$ 69.36	\$ 22.20	\$ 496.28
Van Landingham, Frank	53-08-21-200-139.000-008	2434	2	N	\$ 90,900	\$ -	\$ 90,900	\$1.5437	\$2.2845	\$ 1,403.22	\$ 2,134.20	\$ 228.66	\$ -	\$ 502.32	\$ 730.98	\$ 69.36	\$ 22.20	\$ 639.42
Abrams, Scott J & Schafer, Julie A	53-08-21-200-114.000-008		2	N	\$ 106,500	\$ 69,525	\$ 36,975	\$1.5437	\$2.2845	\$ 550.54	\$ 912.51	\$ 97.77	\$ -	\$ 264.20	\$ 361.97	\$ 69.36	\$ 22.20	\$ 270.41
Clark, Daniel M & Tamara D	53-08-21-200-076.000-008	1486	2	N	\$ 101,800	\$ 3,000	\$ 98,800	\$1.5437	\$2.2845	\$ 1,525.18	\$ 2,386.88	\$ 255.74	\$ -	\$ 605.96	\$ 861.70	\$ 69.36	\$ 22.20	\$ 770.14
Stuffle, Herbert P & Shiyoko Rev Trust w/l/e & Stuffle, Michael	53-08-21-200-074.000-008		2	N	\$ 110,300	\$ 67,855	\$ 42,445	\$1.5437	\$2.2845	\$ 632.00	\$ 1,047.50	\$ 112.22	\$ -	\$ 303.27	\$ 415.50	\$ 69.36	\$ 22.20	\$ 323.94
Feng, Yunling	53-08-21-200-056.000-008	1410	2	N	\$ 103,300	\$ -	\$ 103,300	\$1.5437	\$2.2845	\$ 1,594.64	\$ 2,425.34	\$ 259.86	\$ -	\$ 570.84	\$ 830.70	\$ 69.36	\$ 22.20	\$ 739.14
Felling, Chance	53-08-21-200-009.000-008	1406	2	N	\$ 93,300	\$ -	\$ 93,300	\$1.5437	\$2.2845	\$ 1,440.28	\$ 2,190.55	\$ 234.70	\$ -	\$ 515.57	\$ 750.27	\$ 69.36	\$ 22.20	\$ 658.71
Felling, Chance	53-08-21-200-129.000-008	1407	2	N	\$ 93,300	\$ -	\$ 93,300	\$1.5437	\$2.2845	\$ 1,440.28	\$ 2,190.55	\$ 234.70	\$ -	\$ 515.57	\$ 750.27	\$ 69.36	\$ 22.20	\$ 658.71
Felling, Chance	53-08-21-200-011.000-008	1407	2	N	\$ 92,300	\$ -	\$ 92,300	\$1.5437	\$2.2845	\$ 1,424.84	\$ 2,167.07	\$ 232.19	\$ -	\$ 510.04	\$ 742.23	\$ 69.36	\$ 22.20	\$ 650.67
Chun, Hyungeun	53-08-01-400-136.000-008		2	N	\$ 303,600	\$ 135,195	\$ 168,405	\$1.5437	\$2.2845	\$ 2,507.96	\$ 3,593.94	\$ 385.07	\$ -	\$ 700.91	\$ 1,085.98	\$ 69.36	\$ 22.20	\$ 994.42
Smith, Daniel G & Chalsea B	53-08-01-400-130.000-008	2039	2	N	\$ 390,900	\$ 169,065	\$ 221,835	\$1.5437	\$2.2845	\$ 3,303.04	\$ 4,617.34	\$ 494.71	\$ -	\$ 819.59	\$ 1,314.30	\$ 69.36	\$ 22.20	\$ 1,222.74
Bernsen, Charles Revocable Trust; White, Deborah Revocable Trust	53-08-01-400-031.000-008	2039	2	N	\$ 290,000	\$ 130,750	\$ 159,250	\$1.5437	\$2.2845	\$ 2,371.16	\$ 3,419.76	\$ 366.40	\$ -	\$ 682.20	\$ 1,048.60	\$ 69.36	\$ 22.20	\$ 957.04
Mauro, Megan E & Burkett, Matthew J	53-08-01-400-114.000-008	2039	2	N	\$ 282,300	\$ 131,055	\$ 151,245	\$1.5437	\$2.2845	\$ 2,251.98	\$ 3,324.88	\$ 356.23	\$ -	\$ 716.67	\$ 1,072.90	\$ 69.36	\$ 22.20	\$ 981.34
Srinivas, Sangly P	53-08-01-400-148.000-008	2039	2	N	\$ 276,900	\$ 126,165	\$ 150,735	\$1.5437	\$2.2845	\$ 2,244.40	\$ 3,263.85	\$ 349.70	\$ -	\$ 669.76	\$ 1,019.45	\$ 69.36	\$ 22.20	\$ 927.89
Day, Lora D	53-08-01-400-128.000-008	2039	2	N	\$ 280,800	\$ 155,490	\$ 125,310	\$1.5437	\$2.2845	\$ 1,865.82	\$ 3,092.53	\$ 331.34	\$ -	\$ 895.37	\$ 1,226.71	\$ 69.36	\$ 22.20	\$ 1,135.15
Smiley, Barbara P & David L	53-08-01-400-150.000-008	2039	2	N	\$ 321,700	\$ 144,845	\$ 176,855	\$1.5437	\$2.2845	\$ 2,633.30	\$ 3,793.80	\$ 406.49	\$ -	\$ 754.01	\$ 1,160.50	\$ 69.36	\$ 22.20	\$ 1,068.94
Chan, Dennis K & Hui Ouyang	53-08-01-400-170.000-008	2039	2	N	\$ 330,600	\$ 147,960	\$ 182,640	\$1.5437	\$2.2845	\$ 2,719.44	\$ 3,899.71	\$ 417.83	\$ -	\$ 762.44	\$ 1,180.27	\$ 69.36	\$ 22.20	\$ 1,088.71
Merceron, Jacques E & Elizabeth	53-08-01-400-121.000-008	2039	2	N	\$ 359,500	\$ 155,075	\$ 204,425	\$1.5437	\$2.2845	\$ 3,043.80	\$ 4,246.88	\$ 455.02	\$ -	\$ 748.06	\$ 1,203.08	\$ 69.36	\$ 22.20	\$ 1,111.52
Smith, Laird K & Nancy T	53-08-01-400-117.000-008	2039	2	N	\$ 316,000	\$ 139,850	\$ 176,150	\$1.5437	\$2.2845	\$ 2,622.80	\$ 3,729.19	\$ 399.56	\$ -	\$ 706.83	\$ 1,106.39	\$ 69.36	\$ 22.20	\$ 1,014.83
Shakalis, Pandelis M & Constance T Drobnjak, Agnieszka & Henry, Rene Lynn	53-08-01-400-115.000-008	2039	2	N	\$ 302,700	\$ 138,195	\$ 164,505	\$1.5437	\$2.2845	\$ 2,449.40	\$ 3,567.68	\$ 382.26	\$ -	\$ 736.02	\$ 1,118.28	\$ 69.36	\$ 22.20	\$ 1,026.72
Roshan-Rawaan, Kanishka E & Amanda M	53-08-01-400-137.000-008	2039	2	N	\$ 319,200	\$ 143,970	\$ 175,230	\$1.5437	\$2.2845	\$ 2,609.12	\$ 3,764.04	\$ 403.30	\$ -	\$ 751.63	\$ 1,154.92	\$ 69.36	\$ 22.20	\$ 1,063.36
Hooshmand, Reza	53-08-01-400-149.000-008	2039	2	N	\$ 355,900	\$ 156,815	\$ 199,085	\$1.5437	\$2.2845	\$ 2,964.32	\$ 4,200.80	\$ 450.08	\$ -	\$ 786.40	\$ 1,236.48	\$ 69.36	\$ 22.20	\$ 1,144.92
Edwards, Kenneth Alan Trust	53-08-01-400-116.000-008	2039	2	N	\$ 369,100	\$ 161,435	\$ 207,665	\$1.5437	\$2.2845	\$ 3,092.04	\$ 4,357.90	\$ 466.92	\$ -	\$ 798.94	\$ 1,265.86	\$ 69.36	\$ 22.20	\$ 1,174.30
Chesnut, Ellen E & Roger N	53-08-01-400-133.000-008	2039	2	N	\$ 381,100	\$ 165,635	\$ 215,465	\$1.5437	\$2.2845	\$ 3,208.20	\$ 4,500.72	\$ 482.22	\$ -	\$ 810.29	\$ 1,292.52	\$ 69.36	\$ 22.20	\$ 1,200.96
Galloway, Laura L	53-08-01-400-122.000-008	2039	2	N	\$ 349,100	\$ 154,435	\$ 194,665	\$1.5437	\$2.2845	\$ 2,898.48	\$ 4,119.88	\$ 441.42	\$ -	\$ 779.98	\$ 1,221.40	\$ 69.36	\$ 22.20	\$ 1,129.84
Hart, Gayle C	53-08-01-400-151.000-008	2039	2	N	\$ 309,300	\$ 140,505	\$ 168,795	\$1.5437	\$2.2845	\$ 2,513.30	\$ 3,646.21	\$ 390.66	\$ -	\$ 742.25	\$ 1,132.91	\$ 69.36	\$ 22.20	\$ 1,041.35
Mobley, Robert Coleman Jr & Victoria Lynn	53-08-01-400-142.000-008	2039	2	N	\$ 316,200	\$ 139,920	\$ 176,280	\$1.5437	\$2.2845	\$ 2,624.74	\$ 3,731.58	\$ 399.82	\$ -	\$ 707.02	\$ 1,106.84	\$ 69.36	\$ 22.20	\$ 1,015.28
Lee, Sonia Song-Ha & Peifer, Jason T	53-08-01-400-111.000-008	2039	2	N	\$ 338,100	\$ 150,585	\$ 187,515	\$1.5437	\$2.2845	\$ 2,792.04	\$ 3,988.97	\$ 427.39	\$ -	\$ 769.54	\$ 1,196.93	\$ 69.36	\$ 22.20	\$ 1,105.37
Li, Zhen & Ruli Xiao	53-08-01-400-153.000-008	2039	2	N	\$ 341,100	\$ 151,635	\$ 189,465	\$1.5437	\$2.2845	\$ 2,821.06	\$ 4,024.67	\$ 431.22	\$ -	\$ 772.39	\$ 1,203.61	\$ 69.36	\$ 22.20	\$ 1,112.05
Gu, Xian	53-08-01-400-164.000-008	2039	2	N	\$ 430,200	\$ 182,820	\$ 247,380	\$1.5437	\$2.2845	\$ 3,683.40	\$ 5,085.06	\$ 544.83	\$ -	\$ 856.83	\$ 1,401.66	\$ 69.36	\$ 22.20	\$ 1,310.10
Surra, Patricia R Trust	53-08-01-400-044.000-008	2039	2	N	\$ 372,500	\$ 162,625	\$ 209,875	\$1.5437	\$2.2845	\$ 3,124.96	\$ 4,398.36	\$ 471.25	\$ -	\$ 802.15	\$ 1,273.40	\$ 69.36	\$ 22.20	\$ 1,181.84
Anderson, Lloyd E & Theresa R Irrevocable Trust	53-08-01-400-163.000-008	2039	2	N	\$ 465,700	\$ 195,245	\$ 270,455	\$1.5437	\$2.2845	\$ 4,026.96	\$ 5,507.55	\$ 590.10	\$ -	\$ 890.49	\$ 1,480.59	\$ 69.36	\$ 22.20	\$ 1,389.03
Anderson, Lloyd E & Theresa R Irrevocable Trust	53-08-11-101-031.000-008		2	N	\$ 202,600	\$ 121,120	\$ 81,480	\$1.5437	\$2.2845	\$ 1,213.20	\$ 2,010.86	\$ 215.46	\$ -	\$ 582.20	\$ 797.66	\$ -	\$ -	\$ 797.66
Nethery, William R & Teresa	53-08-11-101-025.000-008		2	N	\$ 26,800	\$ -	\$ 26,800	\$1.5437	\$2.2845	\$ 413.72	\$ 685.71	\$ 73.47	\$ -	\$ 198.52	\$ 271.99	\$ -	\$ -	\$ 271.99
1408 Church LLC	53-08-21-300-061.000-008		2	N	\$ 197,800	\$ 96,055	\$ 101,745	\$1.5437	\$2.2845	\$ 1,521.80	\$ 2,457.84	\$ 263.33	\$ -	\$ 672.70	\$ 936.04	\$ 69.36	\$ 14.76	\$ 851.92
1408 Church LLC	53-08-20-403-015.000-008		2	N	\$ 87,000	\$ -	\$ 87,000	\$1.5437	\$2.2845	\$ 1,343.02	\$ 2,042.63	\$ 218.85	\$ -	\$ 480.76	\$ 699.61	\$ 69.36	\$ 22.20	\$ 608.05
1408 Church LLC	53-08-20-400-017.000-008		2	N	\$ 800	\$ -	\$ 800	\$1.5437	\$2.2845	\$ 12.35	\$ 20.47	\$ 2.19	\$ -	\$ 5.93	\$ 8.12	\$ -	\$ -	\$ 8.12
1408 Church LLC	53-08-20-400-040.000-008		2	N	\$ 700	\$ -	\$ 700	\$1.5437	\$2.2845	\$ 10.81	\$ 17.91	\$ 1.92	\$ -	\$ 5.18	\$ 7.10	\$ -	\$ -	\$ 7.10
AFH Properties LLC	53-08-21-200-063.000-008	2260	2	N	\$ 1,874,400	\$ -	\$ 1,874,400	\$1.5437	\$2.2845	\$ 28,935.12	\$ 47,958.94	\$ 5,138.46	\$ -	\$ 13,885.37	\$ 19,023.82	\$ 69.36	\$ 74.16	\$ 18,880.30

City of Bloomington

Area #2: South-East Annexation Area - Tax Impacts Analysis

Note (1): This section shows the inc/(dec) in tax bills due to differences between township fire protection rates and the Monroe Fire Protection District fire rate

Owner Name	Parcel #	Waiver	Annexation Area	AG	2020 Pay 2021 Gross AV	2020 Pay 2021 Deductions /Exemptions	2020 Pay 2021 NAV	Pre-Annex 2021 Prop Tax Rate	Post-Annex Prop Tax Rate	Pre-Annex Tax Bill	Post-Annex Tax Bill	Net Tax Bill Increase Due Solely to AV Growth (12% Aggregate over 4 years)	Net Tax Bill Increase Due to Difference Between Fire Rates (1)	Net Tax Bill Increase Due to Annexation	Total Post-Annexation Net Tax Bill Increase	Benefit 1 Yearly Sewer Bill Savings (@ 4000 Gal/Month)	Benefit 2 Yearly Fire Protection (Water Surcharge) Savings	Post-Annex Tax Bill Inc/(Dec) Net of Benefits
Dunn, W R & Snoddy, Robert E Partnership C/o Phil Hill	53-08-29-100-015.000-008		2	N	\$ 800	\$ -	\$ 800	\$1.5437	\$2.2845	\$ 12.35	\$ 20.47	\$ 2.19	\$ -	\$ 5.93	\$ 8.12	\$ -	\$ -	\$ 8.12
Monroe County Park & Recreation Board	53-08-29-100-006.000-008	1300	2	N	\$ -	\$ -	\$ -	\$1.5437	\$2.2845	\$ -	\$ -	\$ -	\$ -	\$ -	\$ -	\$ -	\$ -	\$ -
Galyan, Jay L	53-08-01-400-015.000-008		2	N	\$ 114,300	\$ 69,255	\$ 45,045	\$1.5437	\$2.2845	\$ 670.70	\$ 1,111.65	\$ 119.10	\$ -	\$ 321.85	\$ 440.95	\$ 69.36	\$ 14.76	\$ 356.83
Blackwell Contractors	53-08-21-100-091.000-008	1841	2	N	\$ 17,800	\$ 3,000	\$ 14,800	\$1.5437	\$2.2845	\$ 228.48	\$ 378.68	\$ 40.57	\$ -	\$ 109.62	\$ 150.20	\$ -	\$ -	\$ 150.20
Smithville, Telephone	53-01-41-231-010.000-008	1841	2	N	\$ 10,900	\$ -	\$ 10,900	\$1.5437	\$2.2845	\$ 168.26	\$ 278.89	\$ 29.88	\$ -	\$ 80.75	\$ 110.63	\$ -	\$ -	\$ 110.63
Terrell, Brenda J	53-08-21-100-050.000-008		2	N	\$ 8,900	\$ -	\$ 8,900	\$1.5437	\$2.2845	\$ 137.40	\$ 227.72	\$ 24.40	\$ -	\$ 65.92	\$ 90.32	\$ -	\$ -	\$ 90.32
Hybrid Investment Group LLC	53-08-21-100-090.000-008	2501	2	Y	\$ 74,700	\$ -	\$ 74,700	\$1.5437	\$2.2845	\$ 1,153.14	\$ 1,153.14	\$ 758.16	\$ -	\$ -	\$ 758.16	\$ -	\$ -	\$ 758.16
Apostolic Bible Church Inc	53-08-23-100-008.000-008		2	N	\$ 484,400	\$ 426,200	\$ 58,200	\$1.5437	\$2.2845	\$ 898.44	\$ 1,435.89	\$ 153.85	\$ -	\$ 383.61	\$ 537.45	\$ -	\$ -	\$ 537.45
Apostolic Bible Church Inc	53-08-23-100-006.000-008		2	N	\$ 256,900	\$ 256,900	\$ -	\$1.5437	\$2.2845	\$ -	\$ -	\$ -	\$ -	\$ -	\$ -	\$ -	\$ -	\$ -
Gakuen, Soshi	53-08-11-101-018.000-008		2	N	\$ 100,800	\$ 100,800	\$ -	\$1.5437	\$2.2845	\$ -	\$ -	\$ -	\$ -	\$ -	\$ -	\$ -	\$ -	\$ -
Gakuen, Soshi	53-08-11-101-044.000-008		2	N	\$ 26,800	\$ 26,800	\$ -	\$1.5437	\$2.2845	\$ -	\$ -	\$ -	\$ -	\$ -	\$ -	\$ -	\$ -	\$ -
Clear Creek Cemetery Assoc Trustees	53-08-28-200-034.000-008		2	N	\$ -	\$ -	\$ -	\$1.5437	\$2.2845	\$ -	\$ -	\$ -	\$ -	\$ -	\$ -	\$ -	\$ -	\$ -
Clear Creek Cemetery Association, Trustees Of	53-08-28-200-031.000-008		2	N	\$ 100	\$ 100	\$ -	\$1.5437	\$2.2845	\$ -	\$ -	\$ -	\$ -	\$ -	\$ -	\$ -	\$ -	\$ -
Hill, Mary Margaret & Adams, Matthew R	53-08-28-200-018.000-008		2	N	\$ 180,000	\$ 92,250	\$ 87,750	\$1.5437	\$2.2845	\$ 1,306.56	\$ 2,110.64	\$ 226.14	\$ -	\$ 577.94	\$ 804.08	\$ 69.36	\$ 22.20	\$ 712.52
Clear Creek Christian Church	53-08-29-100-024.000-008	2386	2	N	\$ 344,100	\$ 344,100	\$ -	\$1.5437	\$2.2845	\$ -	\$ -	\$ -	\$ -	\$ -	\$ -	\$ 69.36	\$ 14.76	\$ (84.12)
Clear Creek Cemetery Association Trustees of	53-08-29-100-023.000-008		2	N	\$ -	\$ -	\$ -	\$1.5437	\$2.2845	\$ -	\$ -	\$ -	\$ -	\$ -	\$ -	\$ -	\$ -	\$ -
Clear Creek Cemetery Association Trustees of	53-08-29-100-033.000-008		2	N	\$ -	\$ -	\$ -	\$1.5437	\$2.2845	\$ -	\$ -	\$ -	\$ -	\$ -	\$ -	\$ -	\$ -	\$ -
Clear Creek Cemetery Association Trustees of	53-08-28-200-043.000-008		2	N	\$ -	\$ -	\$ -	\$1.5437	\$2.2845	\$ -	\$ -	\$ -	\$ -	\$ -	\$ -	\$ -	\$ -	\$ -
Mt Calvary Baptist Church Trustees	53-08-14-300-002.000-008		2	N	\$ 177,400	\$ 177,400	\$ -	\$1.5437	\$2.2845	\$ -	\$ -	\$ -	\$ -	\$ -	\$ -	\$ -	\$ -	\$ -
Kuratko, Donald E & Deborah A	53-01-43-513-555.000-008	2360	2	N	\$ 956,500	\$ 309,625	\$ 646,875	\$1.5437	\$2.2845	\$ 9,687.56	\$ 12,734.28	\$ 1,364.39	\$ -	\$ 1,682.33	\$ 3,046.72	\$ -	\$ -	\$ 3,046.72
Reitmeyer, Jill	53-08-24-301-046.000-008	2360	2	N	\$ 185,000	\$ -	\$ 185,000	\$1.5437	\$2.2845	\$ 2,855.84	\$ 4,470.00	\$ 478.93	\$ -	\$ 1,135.23	\$ 1,614.16	\$ -	\$ -	\$ 1,614.16
Ballenger, Francys Ann & Reitmeyer, Jill	53-08-24-301-034.000-008	2360	2	N	\$ 831,600	\$ 274,950	\$ 556,650	\$1.5437	\$2.2845	\$ 8,351.68	\$ 11,421.74	\$ 1,223.76	\$ -	\$ 1,846.30	\$ 3,070.06	\$ -	\$ -	\$ 3,070.06
Sterling Woods II Inc	53-08-24-301-022.000-008	2360	2	N	\$ 5,400	\$ -	\$ 5,400	\$1.5437	\$2.2845	\$ 83.36	\$ 138.17	\$ 14.80	\$ -	\$ 40.00	\$ 54.81	\$ -	\$ -	\$ 54.81
Sterling Woods II Inc	53-08-24-301-032.000-008	2360	2	N	\$ 6,300	\$ -	\$ 6,300	\$1.5437	\$2.2845	\$ 97.24	\$ 161.19	\$ 17.27	\$ -	\$ 46.68	\$ 63.95	\$ -	\$ -	\$ 63.95
Sterling Woods II Inc	53-08-24-301-035.000-008	2360	2	N	\$ 8,000	\$ -	\$ 8,000	\$1.5437	\$2.2845	\$ 123.50	\$ 204.69	\$ 21.93	\$ -	\$ 59.26	\$ 81.19	\$ -	\$ -	\$ 81.19
Sterling Woods II Inc	53-08-24-301-023.000-008	2360	2	N	\$ 5,000	\$ -	\$ 5,000	\$1.5437	\$2.2845	\$ 77.18	\$ 127.93	\$ 13.71	\$ -	\$ 37.04	\$ 50.75	\$ -	\$ -	\$ 50.75
Sterling Woods II Inc	53-08-24-301-030.000-008	2360	2	N	\$ 4,600	\$ -	\$ 4,600	\$1.5437	\$2.2845	\$ 71.00	\$ 117.70	\$ 12.61	\$ -	\$ 34.09	\$ 46.70	\$ -	\$ -	\$ 46.70
Sterling Woods II Inc	53-08-24-301-040.000-008	2360	2	N	\$ 4,600	\$ -	\$ 4,600	\$1.5437	\$2.2845	\$ 71.00	\$ 117.70	\$ 12.61	\$ -	\$ 34.09	\$ 46.70	\$ -	\$ -	\$ 46.70
Sterling Woods II Inc	53-08-24-301-041.000-008	2360	2	N	\$ 13,300	\$ -	\$ 13,300	\$1.5437	\$2.2845	\$ 205.32	\$ 340.30	\$ 36.46	\$ -	\$ 98.52	\$ 134.98	\$ -	\$ -	\$ 134.98
Sterling Woods II Inc	53-08-24-301-020.000-008	2360	2	Y	\$ 2,000	\$ -	\$ 2,000	\$1.5437	\$2.2845	\$ 30.88	\$ 30.88	\$ 16.08	\$ -	\$ -	\$ 16.08	\$ -	\$ -	\$ 16.08
Sterling Woods II Inc	53-08-24-301-019.000-008	2360	2	N	\$ 3,700	\$ -	\$ 3,700	\$1.5437	\$2.2845	\$ 57.12	\$ 94.67	\$ 10.14	\$ -	\$ 27.41	\$ 37.55	\$ -	\$ -	\$ 37.55
Sterling Woods II Inc	53-08-24-301-044.000-008	2360	2	N	\$ 5,100	\$ -	\$ 5,100	\$1.5437	\$2.2845	\$ 78.72	\$ 130.49	\$ 13.98	\$ -	\$ 37.79	\$ 51.77	\$ -	\$ -	\$ 51.77
Sterling Woods II Inc	53-08-24-301-001.000-008	2360	2	N	\$ 8,100	\$ -	\$ 8,100	\$1.5437	\$2.2845	\$ 125.04	\$ 207.25	\$ 22.21	\$ -	\$ 60.00	\$ 82.21	\$ -	\$ -	\$ 82.21
Sterling Woods II Inc	53-08-24-301-010.000-008	2360	2	N	\$ 14,800	\$ -	\$ 14,800	\$1.5437	\$2.2845	\$ 228.48	\$ 378.68	\$ 40.57	\$ -	\$ 109.62	\$ 150.20	\$ -	\$ -	\$ 150.20
Sterling Woods II Inc	53-08-24-301-027.000-008	2360	2	N	\$ 5,100	\$ -	\$ 5,100	\$1.5437	\$2.2845	\$ 78.72	\$ 130.49	\$ 13.98	\$ -	\$ 37.79	\$ 51.77	\$ -	\$ -	\$ 51.77
Sterling Woods II Inc	53-08-24-301-014.000-008	2360	2	N	\$ 13,800	\$ -	\$ 13,800	\$1.5437	\$2.2845	\$ 213.04	\$ 353.09	\$ 37.83	\$ -	\$ 102.22	\$ 140.05	\$ -	\$ -	\$ 140.05
Sterling Woods II Inc	53-08-24-301-007.000-008	2360	2	N	\$ 7,100	\$ -	\$ 7,100	\$1.5437	\$2.2845	\$ 109.60	\$ 181.66	\$ 19.46	\$ -	\$ 52.60	\$ 72.06	\$ -	\$ -	\$ 72.06
Sterling Woods II Inc	53-08-24-301-003.000-008	2360	2	N	\$ 5,400	\$ -	\$ 5,400	\$1.5437	\$2.2845	\$ 83.36	\$ 138.17	\$ 14.80	\$ -	\$ 40.00	\$ 54.81	\$ -	\$ -	\$ 54.81
Sterling Woods II Inc	53-08-24-301-004.000-008	2360	2	N	\$ 4,600	\$ -	\$ 4,600	\$1.5437	\$2.2845	\$ 71.00	\$ 117.70	\$ 12.61	\$ -	\$ 34.09	\$ 46.70	\$ -	\$ -	\$ 46.70
Sterling Woods II Inc	53-08-24-301-029.000-008	2360	2	N	\$ 15,300	\$ -	\$ 15,300	\$1.5437	\$2.2845	\$ 236.20	\$ 391.47	\$ 41.94	\$ -	\$ 113.33	\$ 155.27	\$ -	\$ -	\$ 155.27
Sterling Woods II Inc	53-08-24-301-039.000-008	2360	2	N	\$ 4,700	\$ -	\$ 4,700	\$1.5437	\$2.2845	\$ 72.56	\$ 120.26	\$ 12.88	\$ -	\$ 34.81	\$ 47.70	\$ -	\$ -	\$ 47.70
Sterling Woods II Inc	53-08-24-301-008.000-008	2360	2	N	\$ 5,000	\$ -	\$ 5,000	\$1.5437	\$2.2845	\$ 77.18	\$ 127.93	\$ 13.71	\$ -	\$ 37.04	\$ 50.75	\$ -	\$ -	\$ 50.75

City of Bloomington

Area #2: South-East Annexation Area - Tax Impacts Analysis



Note (1): This section shows the inc/(dec) in tax bills due to differences between township fire protection rates and the Monroe Fire Protection District fire rate

Owner Name	Parcel #	Waiver	Annexation Area	AG	2020 Pay 2021 Gross AV	2020 Pay 2021 Deductions /Exemptions	2020 Pay 2021 NAV	Pre-Annex 2021 Prop Tax Rate	Post-Annex Prop Tax Rate	Pre-Annex Tax Bill	Post-Annex Tax Bill	Net Tax Bill Increase Due Solely to AV Growth (12% Aggregate over 4 years)	Net Tax Bill Increase Due to Difference Between Fire Rates (1)	Net Tax Bill Increase Due to Annexation	Total Post-Annexation Net Tax Bill Increase	Benefit 1 Yearly Sewer Bill Savings (@ 4000 Gal/Month)	Benefit 2 Yearly Fire Protection (Water Surcharge) Savings	Post-Annex Tax Bill Inc/(Dec) Net of Benefits
Sterling Woods II Inc	53-08-24-301-017.000-008	2360	2	N	\$ 5,400	\$ -	\$ 5,400	\$1.5437	\$2.2845	\$ 83.36	\$ 138.17	\$ 14.80	\$ -	\$ 40.00	\$ 54.81	\$ -	\$ -	\$ 54.81
Steinmetz, Daniel	53-08-14-105-002.000-008		2	N	\$ 182,100	\$ 95,985	\$ 86,115	\$1.5437	\$2.2845	\$ 1,282.22	\$ 2,125.24	\$ 227.71	\$ -	\$ 615.31	\$ 843.02	\$ -	\$ -	\$ 843.02
Hines, Jonathan; Alexander, Lindsey D	53-08-28-200-045.000-008		2	N	\$ 223,800	\$ 110,580	\$ 113,220	\$1.5437	\$2.2845	\$ 1,685.80	\$ 2,628.67	\$ 281.64	\$ -	\$ 661.23	\$ 942.87	\$ -	\$ -	\$ 942.87
Edwards Family Trust	53-08-16-300-019.000-008		2	N	\$ 115,200	\$ -	\$ 115,200	\$1.5437	\$2.2845	\$ 1,778.34	\$ 2,704.73	\$ 289.79	\$ -	\$ 636.60	\$ 926.39	\$ -	\$ -	\$ 926.39
Edwards Family Trust	53-08-16-300-016.000-008		2	N	\$ 73,000	\$ -	\$ 73,000	\$1.5437	\$2.2845	\$ 1,126.90	\$ 1,713.93	\$ 183.64	\$ -	\$ 403.40	\$ 587.03	\$ 69.36	\$ 14.76	\$ 502.91
Walsh, John F & Foutty, Jennifer L	53-08-11-101-052.000-008		2	N	\$ 15,000	\$ -	\$ 15,000	\$1.5437	\$2.2845	\$ 231.56	\$ 383.79	\$ 41.12	\$ -	\$ 111.11	\$ 152.23	\$ -	\$ -	\$ 152.23
Becker, Peter J & Angela C Pao	53-08-11-101-076.000-008	1520	2	N	\$ 413,600	\$ 174,010	\$ 239,590	\$1.5437	\$2.2845	\$ 3,567.40	\$ 4,890.74	\$ 524.01	\$ -	\$ 799.33	\$ 1,323.34	\$ -	\$ -	\$ 1,323.34
Huss, David J. & Cara Lynn	53-08-11-101-067.000-008	1440	2	N	\$ 270,900	\$ 121,885	\$ 149,015	\$1.5437	\$2.2845	\$ 2,225.24	\$ 3,318.24	\$ 355.53	\$ -	\$ 737.47	\$ 1,093.00	\$ -	\$ -	\$ 1,093.00
Walsh, John F & Foutty, Jennifer L	53-08-11-101-075.000-008		2	N	\$ 260,000	\$ 119,935	\$ 140,065	\$1.5437	\$2.2845	\$ 2,086.00	\$ 3,075.05	\$ 329.47	\$ -	\$ 659.58	\$ 989.05	\$ -	\$ -	\$ 989.05
Winston, Wayne L & Vivian	53-08-14-200-019.000-008	2032	2	N	\$ 709,800	\$ 274,050	\$ 435,750	\$1.5437	\$2.2845	\$ 6,488.16	\$ 8,413.02	\$ 901.40	\$ -	\$ 1,023.47	\$ 1,924.86	\$ 69.36	\$ 37.08	\$ 1,818.42
Bhargava, Vir & Bipasha; Bhargava, Vazrik; Bhargava, Vitas; Bhargava, Karina	53-08-14-200-012.000-008	2358	2	N	\$ 609,600	\$ 242,600	\$ 367,000	\$1.5437	\$2.2845	\$ 5,467.56	\$ 7,264.27	\$ 778.32	\$ -	\$ 1,018.40	\$ 1,796.71	\$ 69.36	\$ 22.20	\$ 1,705.15
Stelle, Erik C & Elizabeth A	53-08-14-200-009.000-008	2133	2	N	\$ 710,800	\$ 274,400	\$ 436,400	\$1.5437	\$2.2845	\$ 6,497.84	\$ 8,429.40	\$ 903.15	\$ -	\$ 1,028.41	\$ 1,931.56	\$ 69.36	\$ 22.20	\$ 1,840.00
Brafford, Micky L & Lisa A	53-08-14-200-010.000-008	1961	2	N	\$ 680,300	\$ 239,810	\$ 440,490	\$1.5437	\$2.2845	\$ 6,601.80	\$ 9,141.78	\$ 979.48	\$ -	\$ 1,560.50	\$ 2,539.98	\$ 69.36	\$ 22.20	\$ 2,448.42
Darnell, Harold R & Linda R	53-08-14-200-023.000-008		2	N	\$ 624,500	\$ 250,230	\$ 374,270	\$1.5437	\$2.2845	\$ 5,572.74	\$ 7,379.03	\$ 790.60	\$ -	\$ 1,015.68	\$ 1,806.29	\$ 69.36	\$ 22.20	\$ 1,714.73
Woo, Kijin & Lee, Eunhwa	53-08-14-200-014.000-008	2193	2	N	\$ 548,200	\$ 223,840	\$ 324,360	\$1.5437	\$2.2845	\$ 4,829.60	\$ 6,480.72	\$ 694.36	\$ -	\$ 956.76	\$ 1,651.12	\$ 69.36	\$ 37.08	\$ 1,544.68
Hendrickson, David & Susan	53-08-14-200-053.000-008	2515	2	N	\$ 106,000	\$ -	\$ 106,000	\$1.5437	\$2.2845	\$ 1,636.32	\$ 2,712.15	\$ 290.59	\$ -	\$ 785.24	\$ 1,075.83	\$ -	\$ -	\$ 1,075.83
Moore, S Kenneth & Robyn D	53-08-14-200-042.000-008	2220	2	N	\$ 764,400	\$ 261,100	\$ 503,300	\$1.5437	\$2.2845	\$ 7,545.96	\$ 10,368.35	\$ 1,110.90	\$ -	\$ 1,711.50	\$ 2,822.39	\$ 69.36	\$ 22.20	\$ 2,730.83
Moore, Brian & Stephanie	53-08-14-200-045.000-008		2	N	\$ 109,500	\$ -	\$ 109,500	\$1.5437	\$2.2845	\$ 1,690.36	\$ 2,801.70	\$ 300.18	\$ -	\$ 811.16	\$ 1,111.34	\$ -	\$ -	\$ 1,111.34
Friedman, Robert & Shannon	53-08-14-200-060.000-008	1911	2	N	\$ 1,016,500	\$ 326,500	\$ 690,000	\$1.5437	\$2.2845	\$ 10,325.56	\$ 13,352.99	\$ 1,430.68	\$ -	\$ 1,596.75	\$ 3,027.43	\$ -	\$ -	\$ 3,027.43
Owen County State Bank	53-08-21-200-116.000-008	1798	2	N	\$ 35,000	\$ -	\$ 35,000	\$1.5437	\$2.2845	\$ 540.30	\$ 895.52	\$ 95.95	\$ -	\$ 259.27	\$ 355.22	\$ -	\$ -	\$ 355.22
Howard, David M	53-08-21-101-004.000-008		2	N	\$ 278,700	\$ -	\$ 278,700	\$1.5437	\$2.2845	\$ 4,302.28	\$ 6,649.07	\$ 712.40	\$ -	\$ 1,634.39	\$ 2,346.79	\$ -	\$ -	\$ 2,346.79
Two Creeks Dev LLC	53-08-22-200-020.000-008		2	N	\$ 4,500	\$ -	\$ 4,500	\$1.5437	\$2.2845	\$ 69.48	\$ 115.14	\$ 12.34	\$ -	\$ 33.32	\$ 45.66	\$ -	\$ -	\$ 45.66
Bomba, Bradford J & Angela A	53-08-22-200-017.000-008		2	N	\$ 164,600	\$ -	\$ 164,600	\$1.5437	\$2.2845	\$ 2,540.92	\$ 4,211.50	\$ 451.23	\$ -	\$ 1,219.35	\$ 1,670.58	\$ -	\$ -	\$ 1,670.58
Bomba, Bradford J Jr & Angela A	53-08-22-200-023.000-008	2168	2	N	\$ 1,377,200	\$ 362,375	\$ 1,014,825	\$1.5437	\$2.2845	\$ 15,276.04	\$ 20,547.44	\$ 2,201.51	\$ -	\$ 3,069.89	\$ 5,271.40	\$ 69.36	\$ 37.08	\$ 5,164.96
Bomba, Bradford J Jr & Angela A	53-08-22-200-018.000-008		2	N	\$ 182,900	\$ -	\$ 182,900	\$1.5437	\$2.2845	\$ 2,823.44	\$ 4,679.73	\$ 501.40	\$ -	\$ 1,354.89	\$ 1,856.29	\$ -	\$ -	\$ 1,856.29
Two Creeks Dev LLC	53-08-22-200-019.000-008		2	N	\$ 5,900	\$ -	\$ 5,900	\$1.5437	\$2.2845	\$ 91.08	\$ 150.96	\$ 16.17	\$ -	\$ 43.70	\$ 59.88	\$ -	\$ -	\$ 59.88
Tibetan Cultural Center, Inc. C/o Thumpton Norbu	53-08-14-400-007.000-008	2280	2	N	\$ 3,793,100	\$3,793,100	\$ -	\$1.5437	\$2.2845	\$ -	\$ -	\$ -	\$ -	\$ -	\$ -	\$ -	\$ -	\$ -
Dalglis, Malcolm & Judith A Klein	53-08-14-100-001.001-008		2	N	\$ 83,600	\$ -	\$ 83,600	\$1.5437	\$2.2845	\$ 1,290.52	\$ 2,139.01	\$ 229.18	\$ -	\$ 619.31	\$ 848.49	\$ -	\$ -	\$ 848.49
Jarrold, Martin F & Caroline C	53-08-14-108-001.000-008		2	N	\$ 481,400	\$ 152,590	\$ 328,810	\$1.5437	\$2.2845	\$ 4,966.48	\$ 7,463.01	\$ 799.61	\$ -	\$ 1,696.93	\$ 2,496.53	\$ -	\$ -	\$ 2,496.53
Kritzer, Ericson W; Tegeler-Kritzer, Dana	53-08-14-107-010.000-008	2151	2	N	\$ 642,200	\$ 257,020	\$ 385,180	\$1.5437	\$2.2845	\$ 5,735.18	\$ 7,608.09	\$ 815.16	\$ -	\$ 1,057.75	\$ 1,872.91	\$ -	\$ -	\$ 1,872.91
Biggs, Alan & Melissa	53-08-14-107-011.000-008	2151	2	N	\$ 881,300	\$ 307,675	\$ 573,625	\$1.5437	\$2.2845	\$ 8,560.00	\$ 10,916.10	\$ 1,169.58	\$ -	\$ 1,186.51	\$ 2,356.10	\$ -	\$ -	\$ 2,356.10
Wisniewski Revocable Trust	53-08-14-107-008.000-008		2	N	\$ 786,400	\$ 285,175	\$ 501,225	\$1.5437	\$2.2845	\$ 7,479.32	\$ 9,709.92	\$ 1,040.35	\$ -	\$ 1,190.25	\$ 2,330.60	\$ -	\$ -	\$ 2,330.60
Pal, Ravi	53-08-14-107-006.000-008		2	N	\$ 940,000	\$ 331,675	\$ 608,325	\$1.5437	\$2.2845	\$ 9,057.72	\$ 11,180.76	\$ 1,197.94	\$ -	\$ 925.10	\$ 2,123.04	\$ -	\$ -	\$ 2,123.04
Parker, Rodney P & Valerie G	53-08-14-107-007.000-008		2	N	\$ 826,300	\$ 294,700	\$ 531,600	\$1.5437	\$2.2845	\$ 7,932.56	\$ 10,213.52	\$ 1,094.31	\$ -	\$ 1,186.65	\$ 2,280.96	\$ -	\$ -	\$ 2,280.96
Dunn, Susan Peters Revocable Trust	53-08-14-107-009.000-008		2	N	\$ 908,000	\$ -	\$ 908,000	\$1.5437	\$2.2845	\$ 14,016.80	\$ 21,361.32	\$ 2,288.71	\$ -	\$ 5,055.81	\$ 7,344.52	\$ -	\$ -	\$ 7,344.52
Walker, Joseph A III & Susan E	53-08-14-107-015.000-008	2151	2	N	\$ 941,800	\$ 317,550	\$ 624,250	\$1.5437	\$2.2845	\$ 9,325.28	\$ 11,927.76	\$ 1,277.97	\$ -	\$ 1,324.51	\$ 2,602.48	\$ -	\$ -	\$ 2,602.48
Sutor, Mark A	53-08-14-105-902.000-008		2	N	\$ 1,321,000	\$ 404,350	\$ 916,650	\$1.5437	\$2.2845	\$ 13,696.52	\$ 16,916.02	\$ 1,812.43	\$ -	\$ 1,407.07	\$ 3,219.50	\$ -	\$ -	\$ 3,219.50
Dyer, Pamela J Trust	53-08-14-108-007.000-008	2156	2	N	\$ 1,035,200	\$ 344,100	\$ 691,100	\$1.5437	\$2.2845	\$ 10,308.72	\$ 12,789.43	\$ 1,370.30	\$ -	\$ 1,110.42	\$ 2,480.71	\$ -	\$ -	\$ 2,480.71
Zhang, Xinhua & Yang Wang	53-08-14-108-004.000-008		2	N	\$ 672,900	\$ 261,975	\$ 410,925	\$1.5437	\$2.2845	\$ 6,118.52	\$ 7,979.69	\$ 854.97	\$ -	\$ 1,006.20	\$ 1,861.17	\$ -	\$ -	\$ 1,861.17
Rios, Meinardo Cristobal	53-08-14-107-014.000-008	2156	2	N	\$ 802,300	\$ 297,325	\$ 504,975	\$1.5437	\$2.2845	\$ 7,518.88	\$ 9,530.41	\$ 1,021.11	\$ -	\$ 990.41	\$ 2,011.53	\$ -	\$ -	\$ 2,011.53
Barnes, Steven W; English, Beth A	53-08-14-108-002.000-008	2274	2	N	\$ 683,200	\$ 262,375	\$ 420,825	\$1.5437	\$2.2845	\$ 6,275.60	\$ 8,307.67	\$ 890.11	\$ -	\$ 1,141.96	\$ 2,032.07	\$ -	\$ -	\$ 2,032.07
Chao-Handel Family Trust	53-08-14-108-005.000-008		2	N	\$ 819,700	\$ 301,675	\$ 518,025	\$1.5437	\$2.2845	\$ 7,713.20	\$ 9,739.36	\$ 1,043.50	\$ -	\$ 982.66	\$ 2,026.16	\$ -	\$ -	\$ 2,026.16
Shelby, Brandon & Jennifer	53-08-21-100-029.000-008	2298	2	N	\$ 397,100	\$ 171,235	\$ 225,865	\$1.5437	\$2.2845	\$ 3,363.04	\$ 4,691.13	\$ 502.62	\$ -	\$ 825.47	\$ 1,328.09	\$ -	\$ -	\$ 1,328.09
Teddy Bear Real Estate LLC	53-08-21-100-010.000-008	1914	2	N	\$ 326,500	\$ -	\$ 326,500	\$1.5437	\$2.2845	\$ 5,040.18	\$ 8,353.92	\$ 895.06	\$ -	\$ 2,418.68	\$ 3,313.74	\$ -	\$ -	\$ 3,313.74
Stumpner, Richard S Revocable Trust	53-08-14-300-004.000-008		2	N	\$ 120,400	\$ -	\$ 120,400	\$1.5437	\$2.2845	\$ 1,858.62	\$ 2,830.19	\$ 303.23	\$ -	\$ 668.34	\$ 971.57	\$ -	\$ -	\$ 971.57

City of Bloomington

Area #2: South-East Annexation Area - Tax Impacts Analysis

Note (1): This section shows the inc/(dec) in tax bills due to differences between township fire protection rates and the Monroe Fire Protection District fire rate

Owner Name	Parcel #	Waiver	Annexation Area	AG	2020 Pay 2021 Gross AV	2020 Pay 2021 Deductions /Exemptions	2020 Pay 2021 NAV	Pre-Annex 2021 Prop Tax Rate	Post-Annex Prop Tax Rate	Pre-Annex Tax Bill	Post-Annex Tax Bill	Net Tax Bill Increase Due Solely to AV Growth (12% Aggregate over 4 years)	Net Tax Bill Increase Due to Difference Between Fire Rates (1)	Net Tax Bill Increase Due to Annexation	Total Post-Annexation Net Tax Bill Increase	Benefit 1 Yearly Sewer Bill Savings (@ 4000 Gal/Month)	Benefit 2 Yearly Fire Protection (Water Surcharge) Savings	Post-Annex Tax Bill Inc/(Dec) Net of Benefits
Stewart, Roger Wm. & Patsy J.	53-08-14-102-003.000-008		2	N	\$ 199,600	\$ 92,600	\$ 107,000	\$1.5437	\$2.2845	\$ 1,603.36	\$ 2,598.45	\$ 278.41	\$ -	\$ 716.68	\$ 995.09	\$ -	\$ -	\$ 995.09
Jindal, Niket & Priti	53-08-14-108-008.000-008		2	N	\$ 811,000	\$ 292,850	\$ 518,150	\$1.5437	\$2.2845	\$ 7,727.96	\$ 9,922.52	\$ 1,063.13	\$ -	\$ 1,131.43	\$ 2,194.56	\$ -	\$ -	\$ 2,194.56
Bucchi, Toney Michael & Marilyn K	53-08-14-108-009.000-008	2152	2	N	\$ 965,700	\$ 363,135	\$ 602,565	\$1.5437	\$2.2845	\$ 8,971.96	\$ 11,465.75	\$ 1,228.48	\$ -	\$ 1,265.31	\$ 2,493.79	\$ -	\$ -	\$ 2,493.79
Todd, Kevin L & Danielle D	53-08-14-108-003.000-008	2152	2	N	\$ 810,100	\$ 299,225	\$ 510,875	\$1.5437	\$2.2845	\$ 7,606.74	\$ 9,621.89	\$ 1,030.92	\$ -	\$ 984.23	\$ 2,015.15	\$ -	\$ -	\$ 2,015.15
Erusa, Ranjith & Jyothi	53-08-14-107-013.000-008	2152	2	N	\$ 175,600	\$ -	\$ 175,600	\$1.5437	\$2.2845	\$ 2,710.74	\$ 4,492.95	\$ 481.39	\$ -	\$ 1,300.82	\$ 1,782.21	\$ -	\$ -	\$ 1,782.21
Croft, David K & Jennifer L	53-08-21-100-082.000-008	2263	2	N	\$ 2,500	\$ 1,250	\$ 1,250	\$1.5437	\$2.2845	\$ 19.30	\$ 31.98	\$ 3.43	\$ -	\$ 9.26	\$ 12.68	\$ -	\$ -	\$ 12.68
Croft, David K & Jennifer L	53-08-21-100-003.000-008		2	N	\$ 137,000	\$ 79,990	\$ 57,010	\$1.5437	\$2.2845	\$ 848.84	\$ 1,406.94	\$ 150.74	\$ -	\$ 407.36	\$ 558.10	\$ -	\$ -	\$ 558.10
Sanders Rental & Investment Properties LLC	53-08-28-200-024.000-008		2	N	\$ 131,500	\$ -	\$ 131,500	\$1.5437	\$2.2845	\$ 2,029.96	\$ 3,089.54	\$ 331.02	\$ -	\$ 728.56	\$ 1,059.58	\$ 69.36	\$ 14.76	\$ 975.46
Borden, Richard L & Rebecca A	53-08-16-300-004.000-008		2	N	\$ 112,700	\$ 65,780	\$ 46,920	\$1.5437	\$2.2845	\$ 706.24	\$ 1,170.55	\$ 125.41	\$ -	\$ 338.90	\$ 464.31	\$ 69.36	\$ 37.08	\$ 357.87
Rosenthal, Karen & Brian DeSalvo	53-08-01-400-174.000-008	2039	2	N	\$ 432,300	\$ 183,555	\$ 248,745	\$1.5437	\$2.2845	\$ 3,703.72	\$ 5,110.04	\$ 547.50	\$ -	\$ 858.82	\$ 1,406.32	\$ 69.36	\$ 22.20	\$ 1,314.76
Jackson, Chad Aaron & Staci Elizabeth	53-08-21-200-106.000-008	2436	2	N	\$ 106,000	\$ 66,035	\$ 39,965	\$1.5437	\$2.2845	\$ 595.56	\$ 987.12	\$ 105.77	\$ -	\$ 285.80	\$ 391.56	\$ 69.36	\$ 22.20	\$ 300.00
Yu, Xiaoling; Wu, Zhixin	53-08-21-200-093.000-008		2	N	\$ 150,200	\$ -	\$ 150,200	\$1.5437	\$2.2845	\$ 2,318.64	\$ 3,526.48	\$ 377.84	\$ -	\$ 830.00	\$ 1,207.84	\$ 69.36	\$ 22.20	\$ 1,116.28
Davis, Charles E	53-08-21-200-133.000-008	1431	2	N	\$ 138,200	\$ 105,580	\$ 32,620	\$1.5437	\$2.2845	\$ 485.68	\$ 805.01	\$ 86.24	\$ -	\$ 233.09	\$ 319.33	\$ 69.36	\$ 22.20	\$ 227.77
Prather, Rex A & Susan D	53-08-21-200-103.000-008	1405	2	N	\$ 121,600	\$ 74,810	\$ 46,790	\$1.5437	\$2.2845	\$ 696.68	\$ 1,154.74	\$ 123.73	\$ -	\$ 334.33	\$ 458.06	\$ 69.36	\$ 22.20	\$ 366.50
Ham, Ronald Ray & Sandra Lynn	53-08-21-200-034.000-008		2	N	\$ 112,200	\$ 71,520	\$ 40,680	\$1.5437	\$2.2845	\$ 605.72	\$ 1,003.95	\$ 107.57	\$ -	\$ 290.65	\$ 398.23	\$ 69.36	\$ 22.20	\$ 306.67
Lindsay, Nancy D Revocable Living Trust w/life estate	53-08-21-200-031.000-008		2	N	\$ 110,900	\$ 71,065	\$ 39,835	\$1.5437	\$2.2845	\$ 593.12	\$ 983.09	\$ 105.33	\$ -	\$ 284.64	\$ 389.97	\$ 69.36	\$ 22.20	\$ 298.41
Barnett, Danna J	53-08-21-200-027.000-008	1423	2	N	\$ 154,900	\$ 86,465	\$ 68,435	\$1.5437	\$2.2845	\$ 1,018.96	\$ 1,688.90	\$ 180.95	\$ -	\$ 488.99	\$ 669.94	\$ 69.36	\$ 22.20	\$ 578.38
Polanski, Eamon	53-08-21-200-012.000-008	1647	2	N	\$ 110,800	\$ 68,030	\$ 42,770	\$1.5437	\$2.2845	\$ 636.84	\$ 1,055.52	\$ 113.08	\$ -	\$ 305.59	\$ 418.68	\$ 69.36	\$ 22.20	\$ 327.12
Gateley, Elizabeth	53-08-21-200-091.000-008	1535	2	N	\$ 134,600	\$ 76,360	\$ 58,240	\$1.5437	\$2.2845	\$ 867.16	\$ 1,437.31	\$ 154.00	\$ -	\$ 416.15	\$ 570.15	\$ 69.36	\$ 22.20	\$ 478.59
Colvin, Ronald L & Charlotte A	53-08-21-200-090.000-008	1464	2	N	\$ 130,500	\$ 77,925	\$ 52,575	\$1.5437	\$2.2845	\$ 782.82	\$ 1,297.50	\$ 139.02	\$ -	\$ 375.66	\$ 514.68	\$ 69.36	\$ 22.20	\$ 423.12
Coopridge, Carl W & Thelma L Trust	53-08-21-200-021.000-008	2435	2	N	\$ 129,900	\$ 88,715	\$ 41,185	\$1.5437	\$2.2845	\$ 395.32	\$ 403.23	\$ -	\$ -	\$ 7.91	\$ 7.91	\$ 69.36	\$ 22.20	\$ (83.65)
Jordan, Pamela K	53-08-21-200-094.000-008	1445	2	N	\$ 113,400	\$ 68,940	\$ 44,460	\$1.5437	\$2.2845	\$ 662.00	\$ 1,097.22	\$ 117.56	\$ -	\$ 317.66	\$ 435.22	\$ 69.36	\$ 22.20	\$ 343.66
Patton, Robert R & Paula E	53-08-21-200-022.000-008	1450	2	N	\$ 149,400	\$ 84,540	\$ 64,860	\$1.5437	\$2.2845	\$ 965.74	\$ 1,600.68	\$ 171.50	\$ -	\$ 463.44	\$ 634.94	\$ 69.36	\$ 22.20	\$ 543.38
Gucinski, Jason Anthony	53-08-21-200-099.000-008	1591	2	N	\$ 130,200	\$ 77,820	\$ 52,380	\$1.5437	\$2.2845	\$ 779.92	\$ 1,292.70	\$ 138.51	\$ -	\$ 374.27	\$ 512.78	\$ 69.36	\$ 22.20	\$ 421.22
Sciscio, Loren K	53-08-21-200-128.000-008	1402	2	N	\$ 109,500	\$ 70,295	\$ 39,205	\$1.5437	\$2.2845	\$ 583.76	\$ 967.55	\$ 103.67	\$ -	\$ 280.12	\$ 383.79	\$ 69.36	\$ 22.20	\$ 292.23
White, Benjamin	53-08-21-200-010.000-008	1411	2	N	\$ 118,300	\$ -	\$ 118,300	\$1.5437	\$2.2845	\$ 1,826.20	\$ 2,778.36	\$ 297.68	\$ 424.58	\$ 654.48	\$ 952.16	\$ 69.36	\$ 22.20	\$ 860.60
Summitt, Steven T	53-08-21-200-039.000-008	1601	2	N	\$ 103,700	\$ 65,545	\$ 38,155	\$1.5437	\$2.2845	\$ 568.12	\$ 941.63	\$ 100.90	\$ -	\$ 272.61	\$ 373.51	\$ 69.36	\$ 22.20	\$ 281.95
Patterson, Scott	53-08-21-200-033.000-008	1546	2	N	\$ 128,400	\$ 74,190	\$ 54,210	\$1.5437	\$2.2845	\$ 807.16	\$ 1,337.85	\$ 143.34	\$ -	\$ 387.35	\$ 530.69	\$ 69.36	\$ 22.20	\$ 439.13
Five Bamboos Holding Company LLC,	53-08-21-200-148.000-008	1647	2	N	\$ 123,000	\$ -	\$ 123,000	\$1.5437	\$2.2845	\$ 1,898.76	\$ 3,147.11	\$ 337.19	\$ -	\$ 911.16	\$ 1,248.35	\$ -	\$ -	\$ 1,248.35
Quality Realty & Development LLC	53-08-21-200-144.000-008	1647	2	N	\$ 42,200	\$ -	\$ 42,200	\$1.5437	\$2.2845	\$ 651.44	\$ 1,079.74	\$ 115.69	\$ -	\$ 312.61	\$ 428.30	\$ -	\$ -	\$ 428.30
Southcrest Estates LLC	53-08-21-200-108.000-008		2	N	\$ 2,014,900	\$ -	\$ 2,014,900	\$1.5437	\$2.2845	\$ 31,104.02	\$ 47,306.95	\$ 5,068.60	\$ -	\$ 11,134.33	\$ 16,202.93	\$ 69.36	\$ 74.16	\$ 16,059.41
Moulden, Bruce Edward & Mary Anne	53-08-21-200-132.000-008		2	N	\$ 260,600	\$ 119,820	\$ 140,780	\$1.5437	\$2.2845	\$ 2,100.20	\$ 3,135.44	\$ 335.95	\$ -	\$ 699.30	\$ 1,035.24	\$ 69.36	\$ 22.20	\$ 943.68
Garrison, Debra L	53-08-29-107-008.000-008	1300	2	N	\$ 163,500	\$ 89,475	\$ 74,025	\$1.5437	\$2.2845	\$ 1,102.20	\$ 1,826.86	\$ 195.74	\$ -	\$ 528.93	\$ 724.66	\$ 69.36	\$ 37.08	\$ 618.22
Hull, Michael T & Linda	53-08-29-107-012.000-008	1300	2	N	\$ 139,200	\$ 77,970	\$ 61,230	\$1.5437	\$2.2845	\$ 1,911.68	\$ 3,151.10	\$ 161.91	\$ -	\$ 437.51	\$ 599.42	\$ 69.36	\$ 37.08	\$ 492.98
Clemons, Ryan Scott & Kayla Danielle	53-08-29-107-004.000-008	1300	2	N	\$ 145,000	\$ 83,000	\$ 62,000	\$1.5437	\$2.2845	\$ 923.16	\$ 1,530.10	\$ 163.94	\$ -	\$ 443.00	\$ 606.94	\$ 69.36	\$ 22.20	\$ 515.38
Tafaya, John & Claire	53-08-01-400-166.000-008	2039	2	N	\$ 522,500	\$ 215,125	\$ 307,375	\$1.5437	\$2.2845	\$ 4,576.70	\$ 6,183.52	\$ 662.52	\$ -	\$ 944.30	\$ 1,606.82	\$ 69.36	\$ 22.20	\$ 1,515.26
Hendryx, Michael S & Juhua Luo	53-08-01-100-102.000-008	2039	2	N	\$ 428,700	\$ 179,120	\$ 249,580	\$1.5437	\$2.2845	\$ 3,716.44	\$ 5,077.29	\$ 544.00	\$ -	\$ 816.85	\$ 1,360.85	\$ 69.36	\$ 22.20	\$ 1,269.29
Good, Brian S & Michele	53-08-01-400-175.000-008	2039	2	N	\$ 364,000	\$ 156,745	\$ 207,255	\$1.5437	\$2.2845	\$ 3,088.84	\$ 4,337.28	\$ 464.71	\$ -	\$ 783.72	\$ 1,248.44	\$ 69.36	\$ 22.20	\$ 1,156.88
Bobrowsky, Patricia J & Stuart A	53-08-01-400-157.000-008	2039	2	N	\$ 466,200	\$ 195,420	\$ 270,780	\$1.5437	\$2.2845	\$ 4,031.80	\$ 5,513.50	\$ 590.74	\$ -	\$ 890.96	\$ 1,481.70	\$ 69.36	\$ 22.20	\$ 1,390.14
Mattioli, Michael & Kimberly	53-08-01-400-160.000-008	2039	2	N	\$ 430,300	\$ 182,855	\$ 247,445	\$1.5437	\$2.2845	\$ 3,684.36	\$ 5,086.24	\$ 544.95	\$ -	\$ 856.93	\$ 1,401.88	\$ 69.36	\$ 22.20	\$ 1,310.32
Messing, Katherine R & Wehner, Michael J	53-08-01-400-120.000-008	2039	2	N	\$ 377,300	\$ 164,305	\$ 212,995	\$1.5437	\$2.2845	\$ 3,171.40	\$ 4,455.48	\$ 477.37	\$ -	\$ 806.71	\$ 1,284.08	\$ 69.36	\$ 22.20	\$ 1,192.52
Luginbill, James Craig & Sandra Kay	53-08-01-400-146.000-008	2039	2	N	\$ 357,800	\$ 157,480	\$ 200,320	\$1.5437	\$2.2845	\$ 2,982.68	\$ 4,223.41	\$ 452.50	\$ -	\$ 788.23	\$ 1,240.73	\$ 69.36	\$ 22.20	\$ 1,149.17
Pound, James G & Ramona D	53-08-01-400-132.000-008	2076	2	N	\$ 397,000	\$ 196,160	\$ 200,840	\$1.5437	\$2.2845	\$ 2,990.44	\$ 4,663.02	\$ 499.61	\$ -	\$ 1,172.97	\$ 1,672.58	\$ 69.36	\$ 22.20	\$ 1,581.02

City of Bloomington

Area #2: South-East Annexation Area - Tax Impacts Analysis



Note (1): This section shows the inc/(dec) in tax bills due to differences between township fire protection rates and the Monroe Fire Protection District fire rate

Owner Name	Parcel #	Waiver	Annexation Area	AG	2020 Pay 2021 Gross AV	2020 Pay 2021 Deductions /Exemptions	2020 Pay 2021 NAV	Pre-Annex 2021 Prop Tax Rate	Post-Annex Prop Tax Rate	Pre-Annex Tax Bill	Post-Annex Tax Bill	Net Tax Bill Increase Due Solely to AV Growth (12% Aggregate over 4 years)	Net Tax Bill Increase Due to Difference Between Fire Rates (1)	Net Tax Bill Increase Due to Annexation	Total Post-Annexation Net Tax Bill Increase	Benefit 1 Yearly Sewer Bill Savings (@ 4000 Gal/Month)	Benefit 2 Yearly Fire Protection (Water Surcharge) Savings	Post-Annex Tax Bill Inc/(Dec) Net of Benefits
Chapman, Robert F & Susan M	53-08-01-400-141.000-008	2076	2	N	\$ 358,700	\$ 157,795	\$ 200,905	\$1.5437	\$2.2845	\$ 2,991.40	\$ 4,234.14	\$ 453.66	\$ -	\$ 789.07	\$ 1,242.74	\$ 69.36	\$ 22.20	\$ 1,151.18
Wasson, Ryan & Lori	53-08-01-400-119.000-008	2076	2	N	\$ 331,900	\$ 148,415	\$ 183,485	\$1.5437	\$2.2845	\$ 2,732.02	\$ 3,915.18	\$ 419.48	\$ -	\$ 763.68	\$ 1,183.16	\$ 69.36	\$ 22.20	\$ 1,091.60
Cline, Karen B Revocable Trust	53-08-01-400-155.000-008	2076	2	N	\$ 402,300	\$ 173,055	\$ 229,245	\$1.5437	\$2.2845	\$ 3,413.38	\$ 4,753.01	\$ 509.24	\$ -	\$ 830.38	\$ 1,339.63	\$ 69.36	\$ 22.20	\$ 1,248.07
Pikaard, Craig S & Diane J Revocable Living Trust	53-08-01-400-158.000-008	2076	2	N	\$ 565,300	\$ 225,355	\$ 339,945	\$1.5437	\$2.2845	\$ 5,064.40	\$ 6,764.54	\$ 724.77	\$ -	\$ 975.38	\$ 1,700.14	\$ 69.36	\$ 22.20	\$ 1,608.58
Johnson, G Kent I & Diane	53-08-01-400-140.000-008	2076	2	N	\$ 331,100	\$ 139,560	\$ 191,540	\$1.5437	\$2.2845	\$ 2,863.72	\$ 4,167.43	\$ 446.51	\$ -	\$ 857.19	\$ 1,303.71	\$ 69.36	\$ 22.20	\$ 1,212.15
Klingelhofer, Kit & Rita A	53-08-01-400-110.000-008	2076	2	N	\$ 430,000	\$ 171,910	\$ 258,090	\$1.5437	\$2.2845	\$ 3,855.12	\$ 5,392.46	\$ 577.77	\$ -	\$ 959.58	\$ 1,537.34	\$ 69.36	\$ 22.20	\$ 1,445.78
Crumpp, Michael P & Suzanne A	53-08-01-400-127.000-008	2076	2	N	\$ 316,200	\$ 142,920	\$ 173,280	\$1.5437	\$2.2845	\$ 2,580.08	\$ 3,728.34	\$ 399.47	\$ -	\$ 748.79	\$ 1,148.26	\$ 69.36	\$ 22.20	\$ 1,056.70
Whitaker, Robert E & Brenda L	53-08-01-400-171.000-008	2076	2	N	\$ 432,700	\$ 183,695	\$ 249,005	\$1.5437	\$2.2845	\$ 3,707.60	\$ 5,114.81	\$ 548.02	\$ -	\$ 859.19	\$ 1,407.21	\$ 69.36	\$ 22.20	\$ 1,315.65
Kernodle, Marc A & Lisa C	53-08-01-400-169.000-008	2076	2	N	\$ 439,300	\$ 186,005	\$ 253,295	\$1.5437	\$2.2845	\$ 3,771.46	\$ 5,193.35	\$ 556.42	\$ -	\$ 865.46	\$ 1,421.89	\$ 69.36	\$ 22.20	\$ 1,330.33
Sauer, James R & Helen L	53-08-01-400-134.000-008	2076	2	N	\$ 350,000	\$ 154,750	\$ 195,250	\$1.5437	\$2.2845	\$ 2,907.20	\$ 4,130.59	\$ 442.56	\$ -	\$ 780.83	\$ 1,223.39	\$ 69.36	\$ 22.20	\$ 1,131.83
Crigler, Eric Fletcher & Lee Ann	53-08-01-400-138.000-008	2076	2	N	\$ 401,100	\$ 172,635	\$ 228,465	\$1.5437	\$2.2845	\$ 3,401.76	\$ 4,738.74	\$ 507.73	\$ -	\$ 829.25	\$ 1,336.98	\$ 69.36	\$ 22.20	\$ 1,245.42
Dirks, Bram & Son In Shirley Go	53-08-01-400-139.000-008	2076	2	N	\$ 470,500	\$ 193,925	\$ 276,575	\$1.5437	\$2.2845	\$ 4,118.10	\$ 5,567.90	\$ 596.56	\$ -	\$ 853.24	\$ 1,449.80	\$ 69.36	\$ 22.20	\$ 1,358.24
Deckard, Christopher D	53-08-29-107-001.000-008	1300	2	N	\$ 149,800	\$ 95,795	\$ 54,005	\$1.5437	\$2.2845	\$ 804.12	\$ 1,332.80	\$ 142.81	\$ -	\$ 385.87	\$ 528.68	\$ 69.36	\$ 37.08	\$ 422.24
Kernan, Dan	53-08-29-107-003.000-008	1300	2	N	\$ 144,400	\$ 82,790	\$ 61,610	\$1.5437	\$2.2845	\$ 917.36	\$ 1,520.48	\$ 162.90	\$ -	\$ 440.21	\$ 603.12	\$ 69.36	\$ 37.08	\$ 496.68
Foust, Joel W & Kimberly A	53-08-29-107-005.000-008	1300	2	N	\$ 148,500	\$ 84,225	\$ 64,275	\$1.5437	\$2.2845	\$ 957.04	\$ 1,586.25	\$ 169.96	\$ -	\$ 459.25	\$ 629.21	\$ 69.36	\$ 22.20	\$ 537.65
Chastain, Douglas R & Rebecca C	53-08-29-107-002.000-008	1300	2	N	\$ 154,500	\$ 83,325	\$ 71,175	\$1.5437	\$2.2845	\$ 1,059.76	\$ 1,756.53	\$ 188.20	\$ -	\$ 508.57	\$ 696.77	\$ 69.36	\$ 22.20	\$ 605.21
Mosier, Robert K II & Susan J	53-08-29-107-009.000-008	1300	2	N	\$ 155,100	\$ 86,535	\$ 68,565	\$1.5437	\$2.2845	\$ 1,020.92	\$ 1,692.12	\$ 181.30	\$ -	\$ 489.90	\$ 671.20	\$ 69.36	\$ 22.20	\$ 579.64
Montgomery, Michael A	53-08-29-107-010.000-008	1300	2	N	\$ 151,000	\$ 84,785	\$ 66,215	\$1.5437	\$2.2845	\$ 985.92	\$ 1,634.13	\$ 175.09	\$ -	\$ 473.12	\$ 648.21	\$ 69.36	\$ 22.20	\$ 556.65
Lucas, Sharon K	53-08-29-107-007.000-008	1300	2	N	\$ 131,900	\$ 75,100	\$ 56,800	\$1.5437	\$2.2845	\$ 846.22	\$ 1,402.58	\$ 150.28	\$ -	\$ 406.09	\$ 556.36	\$ 69.36	\$ 22.20	\$ 464.80
Reynolds, Madonna K.	53-08-29-107-011.000-008	1300	2	N	\$ 128,100	\$ 77,085	\$ 51,015	\$1.5437	\$2.2845	\$ 759.60	\$ 1,259.01	\$ 134.90	\$ -	\$ 364.51	\$ 499.41	\$ 69.36	\$ 37.08	\$ 392.97
Lucas, Philip J	53-08-29-105-003.000-008	1300	2	N	\$ 117,400	\$ 70,340	\$ 47,060	\$1.5437	\$2.2845	\$ 700.72	\$ 1,161.39	\$ 124.43	\$ -	\$ 336.24	\$ 460.67	\$ 69.36	\$ 37.08	\$ 354.23
Collier, Ivan K	53-08-29-105-005.000-008	1300	2	N	\$ 126,400	\$ 76,490	\$ 49,910	\$1.5437	\$2.2845	\$ 743.14	\$ 1,231.73	\$ 131.97	\$ -	\$ 356.62	\$ 488.59	\$ 69.36	\$ 37.08	\$ 382.15
Monroe-Cook, Jessica L	53-08-29-105-013.000-008	1300	2	N	\$ 120,100	\$ 74,285	\$ 45,815	\$1.5437	\$2.2845	\$ 682.16	\$ 1,130.67	\$ 121.15	\$ -	\$ 327.36	\$ 448.51	\$ 69.36	\$ 37.08	\$ 342.07
Redman, Miranda D	53-08-29-105-002.000-008	1300	2	N	\$ 110,700	\$ 70,995	\$ 39,705	\$1.5437	\$2.2845	\$ 591.20	\$ 979.90	\$ 105.00	\$ -	\$ 283.70	\$ 388.70	\$ 69.36	\$ 22.20	\$ 297.14
Taylor, Rebekah L	53-08-29-105-008.000-008	1300	2	N	\$ 136,800	\$ 80,130	\$ 56,670	\$1.5437	\$2.2845	\$ 843.80	\$ 1,398.55	\$ 149.84	\$ -	\$ 404.92	\$ 554.75	\$ 69.36	\$ 22.20	\$ 463.19
Flater, David M & Karen L	53-08-29-105-010.000-008	1300	2	N	\$ 123,800	\$ 75,580	\$ 48,220	\$1.5437	\$2.2845	\$ 717.98	\$ 1,190.02	\$ 127.49	\$ -	\$ 344.55	\$ 472.04	\$ 69.36	\$ 22.20	\$ 380.48
Hedrick, Linda F.	53-08-29-105-007.000-008	1300	2	N	\$ 134,500	\$ 79,325	\$ 55,175	\$1.5437	\$2.2845	\$ 821.54	\$ 1,361.67	\$ 145.89	\$ -	\$ 394.24	\$ 540.13	\$ 69.36	\$ 37.08	\$ 433.69
Welty, Nancy Livingston	53-08-29-105-009.000-008	1300	2	N	\$ 132,600	\$ 78,345	\$ 54,255	\$1.5437	\$2.2845	\$ 807.84	\$ 1,338.97	\$ 143.47	\$ -	\$ 387.66	\$ 531.13	\$ 69.36	\$ 22.20	\$ 439.57
Gragg, DeWayne H	53-08-29-105-006.000-008	1300	2	N	\$ 123,200	\$ 100,330	\$ 22,870	\$1.5437	\$2.2845	\$ 340.52	\$ 564.40	\$ 60.46	\$ -	\$ 163.41	\$ 223.88	\$ 69.36	\$ 22.20	\$ 132.32
Weitkamp, Matthew J	53-08-29-105-011.000-008	1300	2	N	\$ 128,300	\$ 77,155	\$ 51,145	\$1.5437	\$2.2845	\$ 761.52	\$ 1,262.19	\$ 135.23	\$ -	\$ 365.45	\$ 500.67	\$ 69.36	\$ 22.20	\$ 409.11
Wills, Morgan L	53-08-29-105-015.000-008	1300	2	N	\$ 140,600	\$ 81,460	\$ 59,140	\$1.5437	\$2.2845	\$ 880.56	\$ 1,459.52	\$ 156.38	\$ -	\$ 422.58	\$ 578.96	\$ 69.36	\$ 22.20	\$ 487.40
Irwin, Paul & Marilyn	53-08-14-300-021.000-008		2	N	\$ 171,300	\$ 88,505	\$ 82,795	\$1.5437	\$2.2845	\$ 1,233.88	\$ 2,034.47	\$ 217.97	\$ -	\$ 582.62	\$ 800.59	\$ -	\$ -	\$ 800.59
Brocklehurst, Elizabeth I & Mark J	53-08-21-100-052.000-008		2	N	\$ 165,300	\$ 85,100	\$ 80,200	\$1.5437	\$2.2845	\$ 1,200.34	\$ 1,989.52	\$ 213.16	\$ -	\$ 576.02	\$ 789.18	\$ 69.36	\$ 22.20	\$ 697.62
Reeves, Jane M	53-08-21-200-013.000-008		2	N	\$ 123,100	\$ 72,290	\$ 50,810	\$1.5437	\$2.2845	\$ 759.66	\$ 1,259.11	\$ 134.90	\$ -	\$ 364.55	\$ 499.45	\$ 69.36	\$ 22.20	\$ 407.89
Schuster, Stephen R	53-08-21-100-007.000-008		2	N	\$ 115,700	\$ -	\$ 115,700	\$1.5437	\$2.2845	\$ 1,786.06	\$ 2,756.94	\$ 295.39	\$ -	\$ 675.49	\$ 970.88	\$ -	\$ -	\$ 970.88
Schuster, Stephen R	53-08-21-100-005.000-008		2	N	\$ 4,500	\$ -	\$ 4,500	\$1.5437	\$2.2845	\$ 69.48	\$ 115.14	\$ 12.34	\$ -	\$ 33.32	\$ 45.66	\$ -	\$ -	\$ 45.66
Doraci, Bledar S & Edita L	53-08-21-100-024.000-008		2	N	\$ 322,900	\$ 135,020	\$ 187,880	\$1.5437	\$2.2845	\$ 2,808.80	\$ 4,094.60	\$ 438.71	\$ -	\$ 847.08	\$ 1,285.80	\$ -	\$ -	\$ 1,285.80
Helton, Daniel K & Elizabeth S	53-08-20-400-015.000-008		2	N	\$ 148,400	\$ -	\$ 148,400	\$1.5437	\$2.2845	\$ 2,290.86	\$ 3,489.07	\$ 373.83	\$ -	\$ 824.38	\$ 1,198.21	\$ 69.36	\$ 14.76	\$ 1,114.09
Ratliff, Mary Burch	53-08-11-101-034.000-008		2	N	\$ 13,500	\$ -	\$ 13,500	\$1.5437	\$2.2845	\$ 208.40	\$ 345.41	\$ 37.01	\$ -	\$ 100.01	\$ 137.01	\$ -	\$ -	\$ 137.01
Terrell, Brenda J	53-08-21-100-043.000-008		2	N	\$ 31,800	\$ -	\$ 31,800	\$1.5437	\$2.2845	\$ 490.90	\$ 813.64	\$ 87.18	\$ -	\$ 235.57	\$ 322.74	\$ -	\$ -	\$ 322.74
Gardner, Mark Alan & Candy Pinkston	53-08-21-100-048.000-008		2	N	\$ 169,000	\$ 98,445	\$ 70,555	\$1.5437	\$2.2845	\$ 867.38	\$ 884.73	\$ -	\$ -	\$ 17.35	\$ 17.35	\$ 69.36	\$ 14.76	\$ (66.77)
Long, David & Patricia A	53-08-20-403-010.000-008		2	N	\$ 94,400	\$ 62,290	\$ 32,110	\$1.5437	\$2.2845	\$ 478.10	\$ 792.43	\$ 84.90	\$ -	\$ 229.43	\$ 314.33	\$ 69.36	\$ 22.20	\$ 222.77
McAuley, James Livingston & Esther R.	53-08-01-100-031.000-008		2	N	\$ 254,900	\$ 118,465	\$ 136,435	\$1.5437	\$2.2845	\$ 2,031.48	\$ 3,002.03	\$ 321.64	\$ -	\$ 648.91	\$ 970.55	\$ 69.36	\$ 14.76	\$ 886.43
Tobey, Matthew W & Dorazewski, Lisa M	53-08-21-400-043.000-008		2	N	\$ 167,500	\$ 84,470	\$ 83,030	\$1.5437	\$2.2845	\$ 1,244.68	\$ 2,063.00	\$ 221.04	\$ -	\$ 597.27	\$ 818.32	\$ 69.36	\$ 14.76	\$ 734.20
Wray, James B	53-08-16-300-008.000-008		2	N	\$ 162,300	\$ 89,055	\$ 73,245	\$1.5437	\$2.2845	\$ 1,090.60	\$ 1,807.61	\$ 193.66	\$ -	\$ 523.35	\$ 717.01	\$ 69.36	\$ 22.20	\$ 625.45
Monroe Co Community School Corp	53-08-20-402-005.000-008		2	N	\$ -	\$ -	\$ -	\$1.5437	\$2.2845	\$ -	\$ -	\$ -	\$ -	\$ -	\$ -	\$ -	\$ -	\$ -

City of Bloomington

Area #2: South-East Annexation Area - Tax Impacts Analysis



Note (1): This section shows the inc/(dec) in tax bills due to differences between township fire protection rates and the Monroe Fire Protection District fire rate

Owner Name	Parcel #	Waiver	Annexation Area	AG	2020 Pay 2021 Gross AV	2020 Pay 2021 Deductions /Exemptions	2020 Pay 2021 NAV	Pre-Annex 2020 Pay 2021 Prop Tax Rate	Post-Annex Prop Tax Rate	Pre-Annex Tax Bill	Post-Annex Tax Bill	Net Tax Bill Increase Due Solely to AV Growth (12% Aggregate over 4 years)	Net Tax Bill Increase Due to Difference Between Fire Rates (1)	Net Tax Bill Increase Due to Annexation	Total Post-Annexation Net Tax Bill Increase	Benefit 1 Yearly Sewer Bill Savings (@ 4000 Gal/Month)	Benefit 2 Yearly Fire Protection (Water Surcharge) Savings	Post-Annex Tax Bill Inc/(Dec) Net of Benefits
Monroe Co Community School Corp	53-08-20-400-041.000-008		2	N	\$ -	\$ -	\$ -	\$1.5437	\$2.2845	\$ -	\$ -	\$ -	\$ -	\$ -	\$ -	\$ -	\$ -	\$ -
Monroe Co Community School Corp	53-08-20-400-044.000-008		2	N	\$ -	\$ -	\$ -	\$1.5437	\$2.2845	\$ -	\$ -	\$ -	\$ -	\$ -	\$ -	\$ -	\$ -	\$ -
MCCSC 1996 School Building Corporation	53-08-20-400-031.000-008		2	N	\$ -	\$ -	\$ -	\$1.5437	\$2.2845	\$ -	\$ -	\$ -	\$ -	\$ -	\$ -	\$ 69.36	\$ 118.68	\$ (188.04)
Sterling Woods II Inc	53-08-24-301-009.000-008	2360	2	N	\$ 11,600	\$ -	\$ 11,600	\$1.5437	\$2.2845	\$ 179.08	\$ 296.80	\$ 31.80	\$ -	\$ 85.92	\$ 117.72	\$ -	\$ -	\$ 117.72
Sterling Woods II Inc	53-08-24-301-002.000-008	2360	2	N	\$ 1,900	\$ -	\$ 1,900	\$1.5437	\$2.2845	\$ 29.32	\$ 48.61	\$ 5.21	\$ -	\$ 14.09	\$ 19.29	\$ -	\$ -	\$ 19.29
Sterling Woods II Inc	53-08-24-301-013.000-008	2360	2	N	\$ 5,000	\$ -	\$ 5,000	\$1.5437	\$2.2845	\$ 77.18	\$ 127.93	\$ 13.71	\$ -	\$ 37.04	\$ 50.75	\$ -	\$ -	\$ 50.75
Sterling Woods II Inc	53-08-24-301-025.000-008	2360	2	N	\$ 11,900	\$ -	\$ 11,900	\$1.5437	\$2.2845	\$ 183.70	\$ 304.48	\$ 32.62	\$ -	\$ 88.15	\$ 120.78	\$ -	\$ -	\$ 120.78
Sterling Woods II Inc	53-08-24-301-012.000-008	2360	2	N	\$ 8,100	\$ -	\$ 8,100	\$1.5437	\$2.2845	\$ 125.04	\$ 207.25	\$ 22.21	\$ -	\$ 60.00	\$ 82.21	\$ -	\$ -	\$ 82.21
Sterling Woods II Inc	53-08-24-301-026.000-008	2360	2	N	\$ 7,900	\$ -	\$ 7,900	\$1.5437	\$2.2845	\$ 121.96	\$ 202.13	\$ 21.66	\$ -	\$ 58.51	\$ 80.17	\$ -	\$ -	\$ 80.17
Sterling Woods II Inc	53-08-24-301-006.000-008	2360	2	N	\$ 4,200	\$ -	\$ 4,200	\$1.5437	\$2.2845	\$ 64.84	\$ 107.46	\$ 11.51	\$ -	\$ 31.11	\$ 42.62	\$ -	\$ -	\$ 42.62
Sterling Woods II Inc	53-08-24-301-018.000-008	2360	2	N	\$ 8,400	\$ -	\$ 8,400	\$1.5437	\$2.2845	\$ 129.68	\$ 214.92	\$ 23.03	\$ -	\$ 62.22	\$ 85.24	\$ -	\$ -	\$ 85.24
Sterling Woods II Inc	53-08-24-301-021.000-008	2360	2	N	\$ 9,000	\$ -	\$ 9,000	\$1.5437	\$2.2845	\$ 138.92	\$ 230.28	\$ 24.67	\$ -	\$ 66.68	\$ 91.36	\$ -	\$ -	\$ 91.36
Sterling Woods II Inc	53-08-24-301-038.000-008	2360	2	N	\$ 5,600	\$ -	\$ 5,600	\$1.5437	\$2.2845	\$ 86.44	\$ 143.28	\$ 15.35	\$ -	\$ 41.49	\$ 56.84	\$ -	\$ -	\$ 56.84
Sterling Woods II Inc	53-01-43-513-595.000-008	2360	2	N	\$ 4,600	\$ -	\$ 4,600	\$1.5437	\$2.2845	\$ 71.00	\$ 117.70	\$ 12.61	\$ -	\$ 34.09	\$ 46.70	\$ -	\$ -	\$ 46.70
Sterling Woods II Inc	53-01-43-513-597.000-008	2360	2	N	\$ 6,900	\$ -	\$ 6,900	\$1.5437	\$2.2845	\$ 106.52	\$ 176.55	\$ 18.92	\$ -	\$ 51.11	\$ 70.03	\$ -	\$ -	\$ 70.03
Barkley, Mark	53-01-43-513-599.000-008	2360	2	N	\$ 143,200	\$ -	\$ 143,200	\$1.5437	\$2.2845	\$ 2,210.58	\$ 3,663.96	\$ 392.57	\$ -	\$ 1,060.81	\$ 1,453.38	\$ -	\$ -	\$ 1,453.38
Roy, Vijay P & Sapana	53-01-43-513-600.000-008	2360	2	N	\$ 923,800	\$ 311,825	\$ 611,975	\$1.5437	\$2.2845	\$ 9,140.28	\$ 11,691.96	\$ 1,252.71	\$ -	\$ 1,298.97	\$ 2,551.68	\$ -	\$ -	\$ 2,551.68
Sterling Woods II Inc	53-01-43-513-601.000-008	2360	2	N	\$ 2,600	\$ -	\$ 2,600	\$1.5437	\$2.2845	\$ 40.14	\$ 66.52	\$ 7.13	\$ -	\$ 19.26	\$ 26.38	\$ -	\$ -	\$ 26.38
Sterling Woods II Inc	53-08-23-401-023.000-008	2360	2	N	\$ 3,600	\$ -	\$ 3,600	\$1.5437	\$2.2845	\$ 55.56	\$ 92.11	\$ 9.87	\$ -	\$ 26.68	\$ 36.55	\$ -	\$ -	\$ 36.55
Andry, James Matthew & Madelin Rose	53-08-23-401-037.000-008	2360	2	N	\$ 1,062,800	\$ 333,975	\$ 728,825	\$1.5437	\$2.2845	\$ 10,912.64	\$ 14,131.67	\$ 1,514.11	\$ -	\$ 1,704.92	\$ 3,219.03	\$ -	\$ -	\$ 3,219.03
Sterling Woods II Inc	53-08-23-401-017.000-008	2360	2	N	\$ 5,200	\$ -	\$ 5,200	\$1.5437	\$2.2845	\$ 80.28	\$ 133.05	\$ 14.26	\$ -	\$ 38.51	\$ 52.77	\$ -	\$ -	\$ 52.77
Matharu, Rajinder P & Jyothi	53-08-23-401-019.000-008	2360	2	N	\$ 977,500	\$ 314,100	\$ 663,400	\$1.5437	\$2.2845	\$ 9,930.38	\$ 12,942.39	\$ 1,386.68	\$ -	\$ 1,625.33	\$ 3,012.01	\$ -	\$ -	\$ 3,012.01
Bomba, Christopher C	53-08-23-401-062.000-008	2360	2	N	\$ 928,200	\$ 289,725	\$ 638,475	\$1.5437	\$2.2845	\$ 9,590.56	\$ 13,090.95	\$ 1,402.60	\$ -	\$ 2,097.79	\$ 3,500.39	\$ -	\$ -	\$ 3,500.39
Reck, Ruth A Revocable Trust	53-08-23-401-063.000-008	2360	2	N	\$ 880,900	\$ 298,475	\$ 582,425	\$1.5437	\$2.2845	\$ 8,710.96	\$ 11,405.51	\$ 1,222.02	\$ -	\$ 1,472.53	\$ 2,694.55	\$ -	\$ -	\$ 2,694.55
Haeberle, David C & Beth H	53-08-23-401-022.000-008	2360	2	N	\$ 269,300	\$ -	\$ 269,300	\$1.5437	\$2.2845	\$ 4,157.18	\$ 6,890.39	\$ 738.26	\$ -	\$ 1,994.95	\$ 2,733.21	\$ -	\$ -	\$ 2,733.21
Monson, Bruce N & Patricia A	53-08-23-401-002.000-008	2360	2	N	\$ 816,200	\$ 279,825	\$ 536,375	\$1.5437	\$2.2845	\$ 8,025.78	\$ 10,676.78	\$ 1,143.94	\$ -	\$ 1,507.06	\$ 2,651.00	\$ -	\$ -	\$ 2,651.00
Monson, Bruce N & Patricia A	53-08-23-401-044.000-008	2360	2	N	\$ 190,500	\$ -	\$ 190,500	\$1.5437	\$2.2845	\$ 2,940.76	\$ 4,874.19	\$ 522.23	\$ -	\$ 1,411.19	\$ 1,933.43	\$ -	\$ -	\$ 1,933.43
Furr, Lance A & Jamie R	53-08-22-200-024.000-008	2209	2	N	\$ 1,197,500	\$ 339,625	\$ 857,875	\$1.5437	\$2.2845	\$ 12,895.50	\$ 17,271.29	\$ 1,850.50	\$ -	\$ 2,525.30	\$ 4,375.79	\$ 69.36	\$ 22.20	\$ 4,284.23
HHI 1418 Rhorer LLC	53-08-21-101-002.000-008	2478	2	N	\$ 825,900	\$ -	\$ 825,900	\$1.5437	\$2.2845	\$ 12,749.42	\$ 21,131.72	\$ 2,264.11	\$ -	\$ 6,118.18	\$ 8,382.30	\$ -	\$ -	\$ 8,382.30
Howard, David	53-08-21-101-001.000-008		2	N	\$ 472,900	\$ -	\$ 472,900	\$1.5437	\$2.2845	\$ 7,300.16	\$ 11,209.66	\$ 1,201.04	\$ -	\$ 2,708.47	\$ 3,909.50	\$ -	\$ -	\$ 3,909.50
Tibetan Cultural Center, Inc. C/o Thumpton Norbu	53-08-23-100-010.000-008		2	N	\$ 50,000	\$ 50,000	\$ -	\$1.5437	\$2.2845	\$ -	\$ -	\$ -	\$ -	\$ -	\$ -	\$ -	\$ -	\$ -
Watkins, Robert B & Ronda J	53-08-21-100-056.000-008		2	N	\$ 156,100	\$ 86,885	\$ 69,215	\$1.5437	\$2.2845	\$ 1,030.58	\$ 1,708.16	\$ 183.02	\$ -	\$ 494.56	\$ 677.58	\$ 69.36	\$ 14.76	\$ 593.46
Stidd, Larry T & Rebecca S	53-08-29-100-002.000-008	1897	2	N	\$ 140,500	\$ 3,000	\$ 137,500	\$1.5437	\$2.2845	\$ 2,122.60	\$ 3,323.57	\$ 356.10	\$ -	\$ 844.87	\$ 1,200.97	\$ -	\$ -	\$ 1,200.97
Perry, Joseph R & Heather M	53-08-21-200-137.000-008		2	N	\$ 151,300	\$ 81,705	\$ 69,595	\$1.5437	\$2.2845	\$ 1,040.08	\$ 1,723.88	\$ 184.69	\$ -	\$ 499.11	\$ 683.80	\$ 69.36	\$ 22.20	\$ 592.24
Stines, Craig L	53-08-21-100-113.000-008		2	N	\$ 142,300	\$ 79,055	\$ 63,245	\$1.5437	\$2.2845	\$ 941.68	\$ 1,560.81	\$ 167.22	\$ -	\$ 451.91	\$ 619.13	\$ 69.36	\$ 22.20	\$ 527.57
SOMO Development Company LLC	53-08-21-200-108.002-008		2	N	\$ 22,800	\$ -	\$ 22,800	\$1.5437	\$2.2845	\$ 351.96	\$ 583.37	\$ 62.50	\$ -	\$ 168.90	\$ 231.41	\$ -	\$ -	\$ 231.41
Southcrest Estates LLC	53-08-20-100-055.000-008		2	N	\$ 1,069,900	\$ -	\$ 1,069,900	\$1.5437	\$2.2845	\$ 16,516.04	\$ 25,119.71	\$ 2,691.40	\$ -	\$ 5,912.27	\$ 8,603.67	\$ -	\$ -	\$ 8,603.67
SOMO Development Company LLC	53-08-20-100-055.002-008		2	N	\$ 133,600	\$ -	\$ 133,600	\$1.5437	\$2.2845	\$ 2,062.38	\$ 3,418.33	\$ 366.25	\$ -	\$ 989.70	\$ 1,355.95	\$ -	\$ -	\$ 1,355.95
Burgess, Robert A & Debbie L	53-08-15-405-003.000-008		2	N	\$ 318,300	\$ 137,925	\$ 180,375	\$1.5437	\$2.2845	\$ 2,690.00	\$ 3,863.31	\$ 413.93	\$ -	\$ 759.38	\$ 1,173.31	\$ -	\$ -	\$ 1,173.31
Shackelford, Scott J & Emily M	53-08-15-405-005.000-008		2	N	\$ 424,000	\$ 173,650	\$ 250,350	\$1.5437	\$2.2845	\$ 3,736.92	\$ 5,211.45	\$ 558.37	\$ -	\$ 916.16	\$ 1,474.53	\$ -	\$ -	\$ 1,474.53
Stewart, Kenneth	53-08-15-405-002.000-008		2	N	\$ 345,200	\$ 150,070	\$ 195,130	\$1.5437	\$2.2845	\$ 2,905.40	\$ 4,076.71	\$ 436.80	\$ -	\$ 734.51	\$ 1,171.31	\$ -	\$ -	\$ 1,171.31
Eno, Robert J Revocable Trust	53-08-15-405-001.000-008		2	N	\$ 350,100	\$ 151,750	\$ 198,350	\$1.5437	\$2.2845	\$ 2,953.40	\$ 4,136.38	\$ 443.18	\$ -	\$ 739.80	\$ 1,182.98	\$ -	\$ -	\$ 1,182.98
Houston, Howard & Laura	53-08-15-405-006.000-008		2	N	\$ 372,200	\$ 162,520	\$ 209,680	\$1.5437	\$2.2845	\$ 3,122.06	\$ 4,394.80	\$ 470.88	\$ -	\$ 801.86	\$ 1,272.74	\$ -	\$ -	\$ 1,272.74
Schuster, Stephen R	53-08-15-404-001.000-008		2	N	\$ 272,000	\$ 107,475	\$ 164,525	\$1.5437	\$2.2845	\$ 2,476.26	\$ 3,869.28	\$ 414.57	\$ -	\$ 978.45	\$ 1,393.02	\$ -	\$ -	\$ 1,393.02
Innes, Roger W & Karen J Jepson-Innes	53-08-15-404-002.000-008		2	N	\$ 391,000	\$ 169,100	\$ 221,900	\$1.5437	\$2.2845	\$ 3,304.00	\$ 4,618.53	\$ 494.84	\$ -	\$ 819.69	\$ 1,314.53	\$ -	\$ -	\$ 1,314.53
Naguib, Tamer & Loreen Hanna	53-08-01-400-135.000-008	2076	2	N	\$ 414,700	\$ 177,395	\$ 237,305	\$1.5437	\$2.2845	\$ 3,533.38	\$ 4,900.60	\$ 525.07	\$ -	\$ 842.14	\$ 1,367.22	\$ 69.36	\$ 22.20	\$ 1,275.66

City of Bloomington

Area #2: South-East Annexation Area - Tax Impacts Analysis



Note (1): This section shows the inc/(dec) in tax bills due to differences between township fire protection rates and the Monroe Fire Protection District fire rate

Owner Name	Parcel #	Waiver	Annexation Area	AG	2020 Pay 2021 Gross AV	2020 Pay 2021 Deductions /Exemptions	2020 Pay 2021 NAV	Pre-Annex 2021 Prop Tax Rate	Post-Annex Prop Tax Rate	Pre-Annex Tax Bill	Post-Annex Tax Bill	Net Tax Bill Increase Due Solely to AV Growth (12% Aggregate over 4 years)	Net Tax Bill Increase Due to Difference Between Fire Rates (1)	Net Tax Bill Increase Due to Annexation	Total Post-Annexation Net Tax Bill Increase	Benefit 1 Yearly Sewer Bill Savings (@ 4000 Gal/Month)	Benefit 2 Yearly Fire Protection (Water Surcharge) Savings	Post-Annex Tax Bill Inc/(Dec) Net of Benefits
Ramm, Ellen Marie	53-08-01-400-068.000-008	2076	2	N	\$ 314,000	\$ 142,150	\$ 171,850	\$1.5437	\$2.2845	\$ 2,558.78	\$ 3,702.15	\$ 396.66	\$ -	\$ 746.71	\$ 1,143.37	\$ 69.36	\$ 22.20	\$ 1,051.81
Stimson, Justin & Mary Byrde	53-08-01-400-123.000-008	2076	2	N	\$ 351,000	\$ 155,100	\$ 195,900	\$1.5437	\$2.2845	\$ 2,916.88	\$ 4,142.49	\$ 443.84	\$ -	\$ 781.77	\$ 1,225.61	\$ 69.36	\$ 22.20	\$ 1,134.05
Hicks, Jonathan R; Armstrong, Sarah E	53-08-01-400-113.000-008	2076	2	N	\$ 422,100	\$ 179,985	\$ 242,115	\$1.5437	\$2.2845	\$ 3,605.00	\$ 4,988.66	\$ 534.50	\$ -	\$ 849.16	\$ 1,383.66	\$ 69.36	\$ 22.20	\$ 1,292.10
Smithville Telephone Co	53-01-42-535-010.000-008		2	N	\$ 15,700	\$ -	\$ 15,700	\$1.5437	\$2.2845	\$ 242.36	\$ 401.70	\$ 43.04	\$ -	\$ 116.30	\$ 159.34	\$ -	\$ -	\$ 159.34
McDevitt, Daniel M. & Paula M.	53-08-14-100-016.000-008		2	N	\$ 280,200	\$ 125,920	\$ 154,280	\$1.5437	\$2.2845	\$ 2,299.36	\$ 3,357.88	\$ 359.78	\$ -	\$ 698.74	\$ 1,058.52	\$ -	\$ -	\$ 1,058.52
May, Paul B & Teresa R	53-08-14-100-025.000-008		2	N	\$ 8,700	\$ -	\$ 8,700	\$1.5437	\$2.2845	\$ 134.30	\$ 222.60	\$ 23.85	\$ -	\$ 64.45	\$ 88.30	\$ -	\$ -	\$ 88.30
Crain, Mark M. II & Eileen U.	53-08-14-100-002.000-008		2	N	\$ 8,800	\$ -	\$ 8,800	\$1.5437	\$2.2845	\$ 135.84	\$ 225.16	\$ 24.12	\$ -	\$ 65.20	\$ 89.32	\$ -	\$ -	\$ 89.32
Niedbalski, Frances A	53-08-29-105-014.000-008	1300	2	N	\$ 128,400	\$ 3,000	\$ 125,400	\$1.5437	\$2.2845	\$ 1,935.80	\$ 3,011.41	\$ 322.65	\$ -	\$ 752.96	\$ 1,075.61	\$ 69.36	\$ 22.20	\$ 984.05
Hyde, Jerry L & Esther J	53-08-29-105-001.000-008	1300	2	N	\$ 128,500	\$ 3,000	\$ 125,500	\$1.5437	\$2.2845	\$ 1,937.34	\$ 3,013.76	\$ 322.90	\$ -	\$ 753.52	\$ 1,076.42	\$ 69.36	\$ 37.08	\$ 969.98
Miller, James A & Julie A	53-08-29-105-004.000-008	1300	2	N	\$ 131,000	\$ 78,100	\$ 52,900	\$1.5437	\$2.2845	\$ 787.66	\$ 1,305.51	\$ 139.88	\$ -	\$ 377.98	\$ 517.85	\$ 69.36	\$ 37.08	\$ 411.41
Stark, Amy M	53-08-29-105-012.000-008	1300	2	N	\$ 137,900	\$ 80,515	\$ 57,385	\$1.5437	\$2.2845	\$ 854.44	\$ 1,416.20	\$ 151.73	\$ -	\$ 410.03	\$ 561.76	\$ 69.36	\$ 37.08	\$ 455.32
Anderson, Leslie	53-08-29-101-009.000-008	1300	2	N	\$ 127,700	\$ 76,945	\$ 50,755	\$1.5437	\$2.2845	\$ 755.72	\$ 1,252.60	\$ 134.21	\$ -	\$ 362.66	\$ 496.88	\$ 69.36	\$ 37.08	\$ 390.44
Armstrong, Amanda Lee; Jourdan, Matthew Cory	53-08-29-101-016.000-008	1300	2	N	\$ 147,100	\$ 83,735	\$ 63,365	\$1.5437	\$2.2845	\$ 943.48	\$ 1,563.80	\$ 167.55	\$ -	\$ 452.76	\$ 620.32	\$ 69.36	\$ 22.20	\$ 528.76
Dabbagh, Leila H Revocable Trust	53-08-01-400-172.000-008	2076	2	N	\$ 333,200	\$ 145,870	\$ 187,330	\$1.5437	\$2.2845	\$ 2,789.28	\$ 3,933.89	\$ 421.50	\$ -	\$ 723.12	\$ 1,144.61	\$ 69.36	\$ 22.20	\$ 1,053.05
McDougall, James R Revocable Living Trust	53-08-01-400-144.000-008	2076	2	N	\$ 370,200	\$ 161,820	\$ 208,380	\$1.5437	\$2.2845	\$ 3,102.70	\$ 4,371.00	\$ 468.33	\$ -	\$ 799.97	\$ 1,268.30	\$ 69.36	\$ 22.20	\$ 1,176.74
Coyne, Lynn H & Ute M	53-01-42-248-345.000-008	2181	2	N	\$ 361,700	\$ 155,845	\$ 205,855	\$1.5437	\$2.2845	\$ 3,065.10	\$ 4,273.07	\$ 457.84	\$ -	\$ 750.14	\$ 1,207.97	\$ 69.36	\$ 22.20	\$ 1,116.41
Barton, Keith C & Shaunna L Scott	53-01-42-248-346.000-008	2181	2	N	\$ 440,700	\$ 186,495	\$ 254,205	\$1.5437	\$2.2845	\$ 3,785.00	\$ 5,210.02	\$ 558.22	\$ -	\$ 866.80	\$ 1,425.02	\$ 69.36	\$ 22.20	\$ 1,333.46
Jackson, Steven Craig	53-01-42-248-347.000-008	2181	2	N	\$ 362,000	\$ 150,795	\$ 211,205	\$1.5437	\$2.2845	\$ 3,155.88	\$ 4,518.75	\$ 484.16	\$ -	\$ 878.71	\$ 1,362.87	\$ 69.36	\$ 22.20	\$ 1,271.31
Tryba, Christopher R & Charmianne D	53-01-42-248-348.000-008	2186	2	N	\$ 453,700	\$ 191,045	\$ 262,655	\$1.5437	\$2.2845	\$ 3,910.84	\$ 5,364.74	\$ 574.80	\$ -	\$ 879.10	\$ 1,453.90	\$ 69.36	\$ 22.20	\$ 1,362.34
Farrell, Joseph F & Trisha L	53-01-42-248-349.000-008	2186	2	N	\$ 440,400	\$ 186,390	\$ 254,010	\$1.5437	\$2.2845	\$ 3,782.12	\$ 5,206.44	\$ 557.83	\$ -	\$ 866.49	\$ 1,424.32	\$ 69.36	\$ 22.20	\$ 1,332.76
Hellums, Roger D & Sherri Anne	53-01-42-248-350.000-008	2186	2	N	\$ 348,800	\$ 154,330	\$ 194,470	\$1.5437	\$2.2845	\$ 2,895.58	\$ 4,116.30	\$ 441.03	\$ -	\$ 779.69	\$ 1,220.72	\$ 69.36	\$ 22.20	\$ 1,129.16
Dyer, Mary E Revocable Living Trust	53-01-42-248-351.000-008	2186	2	N	\$ 331,100	\$ 145,135	\$ 185,965	\$1.5437	\$2.2845	\$ 2,768.96	\$ 3,908.90	\$ 418.81	\$ -	\$ 721.12	\$ 1,139.94	\$ 69.36	\$ 22.20	\$ 1,048.38
Jackson, S Craig Jr & Meighan H	53-01-42-248-352.000-008	2185	2	N	\$ 401,300	\$ 172,705	\$ 228,595	\$1.5437	\$2.2845	\$ 3,403.68	\$ 4,741.11	\$ 507.97	\$ -	\$ 829.46	\$ 1,337.43	\$ 69.36	\$ 22.20	\$ 1,245.87
Scott- Jackson	53-01-42-248-353.000-008	2185	2	N	\$ 508,000	\$ 3,000	\$ 505,000	\$1.5437	\$2.2845	\$ 7,795.68	\$ 11,871.43	\$ 1,271.94	\$ -	\$ 2,803.81	\$ 4,075.75	\$ 69.36	\$ 22.20	\$ 3,984.19
Butcher, Barbara Rogers	53-01-42-248-354.000-008	2185	2	N	\$ 493,100	\$ 204,835	\$ 288,265	\$1.5437	\$2.2845	\$ 4,292.16	\$ 5,833.63	\$ 625.04	\$ -	\$ 916.44	\$ 1,541.47	\$ 69.36	\$ 22.20	\$ 1,449.91
Gress, William J & Robin Roy	53-01-42-248-355.000-008	2185	2	N	\$ 477,700	\$ 199,445	\$ 278,255	\$1.5437	\$2.2845	\$ 4,143.12	\$ 5,650.36	\$ 605.40	\$ -	\$ 901.84	\$ 1,507.24	\$ 69.36	\$ 22.20	\$ 1,415.68
Wampler, Jon A & Nada Jandrich	53-01-42-248-356.000-008	2184	2	N	\$ 472,700	\$ 194,695	\$ 278,005	\$1.5437	\$2.2845	\$ 4,139.40	\$ 5,594.09	\$ 599.37	\$ -	\$ 855.32	\$ 1,454.69	\$ 69.36	\$ 22.20	\$ 1,363.13
Sullivan, Tanya B	53-01-42-248-357.000-008	2184	2	N	\$ 421,900	\$ 179,915	\$ 241,985	\$1.5437	\$2.2845	\$ 3,603.06	\$ 4,986.27	\$ 534.24	\$ -	\$ 848.97	\$ 1,383.21	\$ 69.36	\$ 22.20	\$ 1,291.65
Whitesel, Ivan Lee & Martha Sue	53-01-42-248-358.000-008	2184	2	N	\$ 522,100	\$ 214,985	\$ 307,115	\$1.5437	\$2.2845	\$ 4,572.82	\$ 6,178.77	\$ 662.01	\$ -	\$ 943.93	\$ 1,605.95	\$ 69.36	\$ 22.20	\$ 1,514.39
Nawab, Shafik & Marzia	53-01-42-248-359.000-008	2184	2	N	\$ 402,700	\$ 173,195	\$ 229,505	\$1.5437	\$2.2845	\$ 3,417.24	\$ 4,757.78	\$ 509.77	\$ -	\$ 830.77	\$ 1,340.54	\$ 69.36	\$ 22.20	\$ 1,248.98
Gutierrez, Alberto D Ramos; Ulloa, Susane Vasgas	53-08-29-101-006.000-008	1300	2	N	\$ 123,700	\$ 75,545	\$ 48,155	\$1.5437	\$2.2845	\$ 717.00	\$ 1,188.43	\$ 127.34	\$ -	\$ 344.09	\$ 471.43	\$ 69.36	\$ 22.20	\$ 379.87
Long, Andrew D & Alanna K	53-08-29-101-017.000-008	1300	2	N	\$ 119,800	\$ 74,180	\$ 45,620	\$1.5437	\$2.2845	\$ 679.28	\$ 1,125.85	\$ 120.62	\$ -	\$ 325.95	\$ 446.57	\$ 69.36	\$ 37.08	\$ 340.13
McGovern, Joshua J. & Sara B.	53-08-29-101-013.000-008	1300	2	N	\$ 122,300	\$ 75,055	\$ 47,245	\$1.5437	\$2.2845	\$ 703.46	\$ 1,165.95	\$ 124.92	\$ -	\$ 337.58	\$ 462.49	\$ 69.36	\$ 37.08	\$ 356.05
Deckard, Ana Maria	53-08-29-101-015.000-008	1300	2	N	\$ 156,800	\$ 90,440	\$ 66,360	\$1.5437	\$2.2845	\$ 993.92	\$ 1,647.41	\$ 176.50	\$ -	\$ 476.99	\$ 653.49	\$ 69.36	\$ 22.20	\$ 561.93
Boyer, William E	53-08-29-101-008.000-008	1300	2	N	\$ 144,300	\$ 82,755	\$ 61,545	\$1.5437	\$2.2845	\$ 916.38	\$ 1,518.86	\$ 162.73	\$ -	\$ 439.75	\$ 602.48	\$ 69.36	\$ 22.20	\$ 510.92
Eads, Brooke A	53-08-29-101-001.000-008	1300	2	N	\$ 141,600	\$ 81,810	\$ 59,790	\$1.5437	\$2.2845	\$ 890.24	\$ 1,475.56	\$ 158.10	\$ -	\$ 427.22	\$ 585.32	\$ 69.36	\$ 22.20	\$ 493.76
Atkinson, Thomas G	53-08-29-101-002.000-008	1300	2	N	\$ 129,200	\$ 77,470	\$ 51,730	\$1.5437	\$2.2845	\$ 770.24	\$ 1,276.65	\$ 136.79	\$ -	\$ 369.62	\$ 506.41	\$ 69.36	\$ 22.20	\$ 414.85
Lockridge, Terry L	53-08-29-101-003.000-008	1300	2	N	\$ 127,700	\$ 3,000	\$ 124,700	\$1.5437	\$2.2845	\$ 1,925.00	\$ 2,994.98	\$ 320.89	\$ -	\$ 749.09	\$ 1,069.98	\$ 69.36	\$ 22.20	\$ 978.42
Woods, Dwayne L & Helen L	53-08-29-101-011.000-008	1300	2	N	\$ 129,800	\$ 3,000	\$ 126,800	\$1.5437	\$2.2845	\$ 1,957.40	\$ 3,010.68	\$ 322.57	\$ -	\$ 730.71	\$ 1,053.28	\$ 69.36	\$ 37.08	\$ 946.84
Denison, Dinah L	53-08-29-101-004.000-008	1300	2	N	\$ 120,800	\$ 74,530	\$ 46,270	\$1.5437	\$2.2845	\$ 688.94	\$ 1,141.89	\$ 122.34	\$ -	\$ 330.61	\$ 452.95	\$ 69.36	\$ 37.08	\$ 346.51
Sturgeon, Carmen J.	53-08-29-101-012.000-008	1300	2	N	\$ 108,500	\$ 95,185	\$ 13,315	\$1.5437	\$2.2845	\$ 198.24	\$ 328.60	\$ 35.21	\$ -	\$ 95.15	\$ 130.36	\$ 69.36	\$ 37.08	\$ 23.92
LaCour, Daniel W; Miller, Melissa M	53-08-29-101-005.000-008	1300	2	N	\$ 130,400	\$ 3,000	\$ 127,400	\$1.5437	\$2.2845	\$ 1,966.68	\$ 3,058.37	\$ 327.68	\$ -	\$ 764.01	\$ 1,091.69	\$ -	\$ -	\$ 1,091.69
Ratliff, Katherine J.	53-01-42-119-042.000-008	1300	2	N	\$ 159,300	\$ 88,005	\$ 71,295	\$1.5437	\$2.2845	\$ 1,061.56	\$ 1,759.48	\$ 188.51	\$ -	\$ 509.41	\$ 697.92	\$ -	\$ -	\$ 697.92
Shawcroft, Joy M	53-01-42-119-043.000-008	1300	2	N	\$ 136,800	\$ 80,130	\$ 56,670	\$1.5437	\$2.2845	\$ 843.80	\$ 1,398.55	\$ 149.84	\$ -	\$ 404.92	\$ 554.75	\$ -	\$ -	\$ 554.75
Brown, Daniel W & Marissa T																		

City of Bloomington

Area #2: South-East Annexation Area - Tax Impacts Analysis

Note (1): This section shows the inc/(dec) in tax bills due to differences between township fire protection rates and the Monroe Fire Protection District fire rate

Owner Name	Parcel #	Waiver	Annexation Area	AG	2020 Pay 2021 Gross AV	2020 Pay 2021 Deductions /Exemptions	2020 Pay 2021 NAV	Pre-Annex 2020 Pay 2021 Prop Tax Rate	Post-Annex Prop Tax Rate	Pre-Annex Tax Bill	Post-Annex Tax Bill	Net Tax Bill Increase Due Solely to AV Growth (12% Aggregate over 4 years)	Net Tax Bill Increase Due to Difference Between Fire Rates (1)	Net Tax Bill Increase Due to Annexation	Total Post-Annexation Net Tax Bill Increase	Benefit 1 Yearly Sewer Bill Savings (@ 4000 Gal/Month)	Benefit 2 Yearly Fire Protection (Water Surcharge) Savings	Post-Annex Tax Bill Inc/(Dec) Net of Benefits
Rogers, Hailey M	53-01-42-119-044.000-008	1300	2	N	\$ 119,900	\$ 74,215	\$ 45,685	\$1.5437	\$2.2845	\$ 680.24	\$ 1,127.45	\$ 120.79	\$ -	\$ 326.42	\$ 447.21	\$ -	\$ -	\$ 447.21
Hampton, Suzanne L	53-08-29-101-010.000-008	1300	2	N	\$ 128,900	\$ 77,365	\$ 51,535	\$1.5437	\$2.2845	\$ 767.34	\$ 1,271.83	\$ 136.26	\$ -	\$ 368.22	\$ 504.49	\$ -	\$ -	\$ 504.49
Baker, Dorene	53-08-29-101-007.000-008	1300	2	N	\$ 118,200	\$ 73,445	\$ 44,755	\$1.5437	\$2.2845	\$ 666.38	\$ 1,104.52	\$ 118.35	\$ -	\$ 319.79	\$ 438.14	\$ -	\$ -	\$ 438.14
Oren, Jerad L & Tiffany A	53-08-21-100-083.000-008		2	N	\$ 127,200	\$ 73,770	\$ 53,430	\$1.5437	\$2.2845	\$ 795.56	\$ 1,318.60	\$ 141.29	\$ -	\$ 381.76	\$ 523.04	\$ 69.36	\$ 14.76	\$ 438.92
Jones, Mikael R & Roberts, Stephanie R	53-08-14-100-003.000-008		2	N	\$ 213,700	\$ 103,685	\$ 110,015	\$1.5437	\$2.2845	\$ 1,641.68	\$ 2,566.33	\$ 274.97	\$ -	\$ 649.69	\$ 924.65	\$ -	\$ -	\$ 924.65
Plew, Theodore S & Lois J	53-08-20-403-006.000-008		2	N	\$ 12,300	\$ -	\$ 12,300	\$1.5437	\$2.2845	\$ 189.88	\$ 314.71	\$ 33.72	\$ -	\$ 91.11	\$ 124.83	\$ -	\$ -	\$ 124.83
Plew, Theodore S & Lois J	53-08-20-400-025.000-008		2	N	\$ 200	\$ -	\$ 200	\$1.5437	\$2.2845	\$ 3.09	\$ 5.12	\$ 0.55	\$ -	\$ 1.48	\$ 2.03	\$ -	\$ -	\$ 2.03
Decker, Tom J & Mary Ann	53-08-21-100-086.000-008		2	N	\$ 8,000	\$ -	\$ 8,000	\$1.5437	\$2.2845	\$ 123.50	\$ 204.69	\$ 21.93	\$ -	\$ 59.26	\$ 81.19	\$ 69.36	\$ 22.20	\$ (10.37)
Decker, Tom J & Mary Ann	53-08-21-100-047.000-008		2	N	\$ 300,200	\$ 103,280	\$ 196,920	\$1.5437	\$2.2845	\$ 3,006.00	\$ 4,717.60	\$ 505.47	\$ -	\$ 1,206.13	\$ 1,711.60	\$ -	\$ -	\$ 1,711.60
Decker, Tom J & Mary Ann	53-08-21-100-042.000-008		2	N	\$ 39,100	\$ -	\$ 39,100	\$1.5437	\$2.2845	\$ 603.60	\$ 1,000.42	\$ 107.19	\$ -	\$ 289.64	\$ 396.82	\$ -	\$ -	\$ 396.82
Monroe Co Community School Corp	53-08-20-400-067.000-008		2	N	\$ -	\$ -	\$ -	\$1.5437	\$2.2845	\$ -	\$ -	\$ -	\$ -	\$ -	\$ -	\$ -	\$ -	\$ -
Turner, Scott & Kimberly Joint Revocable Living Trust	53-08-23-401-021.000-008	2360	2	N	\$ 187,100	\$ -	\$ 187,100	\$1.5437	\$2.2845	\$ 2,888.26	\$ 4,787.20	\$ 512.91	\$ -	\$ 1,386.02	\$ 1,898.94	\$ -	\$ -	\$ 1,898.94
Turner, Scott & Kimberly Joint Revocable Living Trust	53-08-23-401-020.000-008	2360	2	N	\$ 793,000	\$ 268,125	\$ 524,875	\$1.5437	\$2.2845	\$ 7,867.46	\$ 10,718.60	\$ 1,148.42	\$ -	\$ 1,702.72	\$ 2,851.14	\$ -	\$ -	\$ 2,851.14
Double Oak Properties, LLC	53-08-16-300-009.000-008		2	N	\$ 246,500	\$ -	\$ 246,500	\$1.5437	\$2.2845	\$ 3,805.22	\$ 5,787.47	\$ 620.09	\$ -	\$ 1,362.16	\$ 1,982.25	\$ -	\$ -	\$ 1,982.25
Perry, Clear Creek Fire Protection District	53-08-16-300-021.000-008		2	N	\$ -	\$ -	\$ -	\$1.5437	\$2.2845	\$ -	\$ -	\$ -	\$ -	\$ -	\$ -	\$ 69.36	\$ 118.68	\$ (188.04)
Smiley, Katherine & Clint A Buffington	53-08-01-100-049.000-008		2	N	\$ 2,300	\$ -	\$ 2,300	\$1.5437	\$2.2845	\$ 35.52	\$ 58.85	\$ 6.31	\$ -	\$ 17.02	\$ 23.33	\$ -	\$ -	\$ 23.33
Board Of Commissioners Monroe County, The	53-08-21-200-069.000-008		2	N	\$ -	\$ -	\$ -	\$1.5437	\$2.2845	\$ -	\$ -	\$ -	\$ -	\$ -	\$ -	\$ -	\$ -	\$ -
City Of Bloomington	53-08-21-200-001.000-008		2	N	\$ -	\$ -	\$ -	\$1.5437	\$2.2845	\$ -	\$ -	\$ -	\$ -	\$ -	\$ -	\$ -	\$ -	\$ -
Underwood, Jason L & April Dawn Wolter, Stephen A & Jamieson, Lynn M	53-08-16-416-011.000-008		2	N	\$ 241,600	\$ 116,810	\$ 124,790	\$1.5437	\$2.2845	\$ 1,858.08	\$ 2,840.52	\$ 304.34	\$ -	\$ 678.09	\$ 982.44	\$ -	\$ -	\$ 982.44
Shields, Fred R	53-08-16-416-002.000-008		2	N	\$ 310,600	\$ 140,960	\$ 169,640	\$1.5437	\$2.2845	\$ 2,525.88	\$ 3,661.69	\$ 392.33	\$ -	\$ 743.48	\$ 1,135.81	\$ -	\$ -	\$ 1,135.81
Bowling, Lauralyn	53-08-16-416-017.000-008		2	N	\$ 244,400	\$ 114,790	\$ 129,610	\$1.5437	\$2.2845	\$ 1,929.84	\$ 2,877.07	\$ 308.25	\$ -	\$ 638.97	\$ 947.23	\$ -	\$ -	\$ 947.23
Shields, Fred R	53-08-16-416-013.000-008		2	N	\$ 238,300	\$ 115,655	\$ 122,645	\$1.5437	\$2.2845	\$ 1,826.14	\$ 2,801.23	\$ 300.12	\$ -	\$ 674.97	\$ 975.09	\$ -	\$ -	\$ 975.09
Luck, Dexter O III & Michelle Lynn Cox Luck	53-08-16-416-003.000-008		2	N	\$ 240,400	\$ 116,390	\$ 124,010	\$1.5437	\$2.2845	\$ 1,846.46	\$ 2,826.23	\$ 302.81	\$ -	\$ 676.96	\$ 979.77	\$ -	\$ -	\$ 979.77
Cieply, Jeffrey J & Susan P	53-08-16-416-006.000-008		2	N	\$ 265,300	\$ 121,755	\$ 143,545	\$1.5437	\$2.2845	\$ 2,137.88	\$ 3,139.48	\$ 336.37	\$ -	\$ 665.24	\$ 1,001.60	\$ -	\$ -	\$ 1,001.60
Heslin, Carole	53-08-16-416-020.000-008		2	N	\$ 282,400	\$ -	\$ 282,400	\$1.5437	\$2.2845	\$ 4,359.40	\$ 6,633.72	\$ 710.76	\$ -	\$ 1,563.56	\$ 2,274.32	\$ -	\$ -	\$ 2,274.32
Aders, Andrew W & Juliet J	53-08-16-416-005.000-008		2	N	\$ 251,600	\$ 120,310	\$ 131,290	\$1.5437	\$2.2845	\$ 1,954.84	\$ 2,959.53	\$ 317.10	\$ -	\$ 687.59	\$ 1,004.69	\$ -	\$ -	\$ 1,004.69
Gillette, Frank M	53-08-16-416-019.000-008		2	N	\$ 219,900	\$ 105,515	\$ 114,385	\$1.5437	\$2.2845	\$ 1,704.24	\$ 2,612.86	\$ 279.95	\$ -	\$ 628.68	\$ 908.62	\$ -	\$ -	\$ 908.62
Lucas, Matthew A & Jennifer	53-08-16-416-014.000-008		2	N	\$ 232,700	\$ 113,695	\$ 119,005	\$1.5437	\$2.2845	\$ 1,771.94	\$ 2,734.60	\$ 293.00	\$ -	\$ 669.66	\$ 962.66	\$ -	\$ -	\$ 962.66
Edwards, Mary J	53-08-14-100-004.000-008		2	N	\$ 164,500	\$ -	\$ 164,500	\$1.5437	\$2.2845	\$ 2,539.38	\$ 3,884.14	\$ 416.16	\$ -	\$ 928.61	\$ 1,344.76	\$ -	\$ -	\$ 1,344.76
Edwards, Mary J	53-08-14-100-034.000-008		2	N	\$ 220,500	\$ 109,425	\$ 111,075	\$1.5437	\$2.2845	\$ 1,653.86	\$ 2,589.40	\$ 277.44	\$ -	\$ 658.11	\$ 935.54	\$ -	\$ -	\$ 935.54
Craft, Frances	53-08-21-200-026.000-008		2	N	\$ 3,200	\$ -	\$ 3,200	\$1.5437	\$2.2845	\$ 49.40	\$ 81.88	\$ 8.77	\$ -	\$ 23.70	\$ 32.48	\$ -	\$ -	\$ 32.48
Lamb, Dwight E Jr & Otten, Nancy	53-08-21-200-030.000-008		2	N	\$ 218,900	\$ -	\$ 218,900	\$1.5437	\$2.2845	\$ 3,379.16	\$ 5,142.20	\$ 550.95	\$ -	\$ 1,212.09	\$ 1,763.04	\$ -	\$ -	\$ 1,763.04
Sciscio, Mary M & Sciscio, Jonathon Lee	53-08-20-400-059.000-008		2	N	\$ 138,700	\$ 115,565	\$ 23,135	\$1.5437	\$2.2845	\$ 344.48	\$ 570.95	\$ 61.17	\$ -	\$ 165.30	\$ 226.47	\$ 69.36	\$ 14.76	\$ 142.35
Sciscio, Mary M. & Sciscio, Jonathon Lee	53-08-20-400-058.000-008		2	N	\$ 23,400	\$ -	\$ 23,400	\$1.5437	\$2.2845	\$ 361.24	\$ 598.72	\$ 64.15	\$ -	\$ 173.33	\$ 237.48	\$ -	\$ -	\$ 237.48
Sciscio, Kelly Diane & Jonathan Lee	53-08-20-400-071.000-008		2	N	\$ 146,000	\$ 83,070	\$ 62,930	\$1.5437	\$2.2845	\$ 937.00	\$ 1,553.05	\$ 166.41	\$ 287.31	\$ 449.65	\$ 616.05	\$ 69.36	\$ 22.20	\$ 524.49
Sciscio, Kelly Diane & Jonathan Lee	53-08-20-400-061.000-008		2	N	\$ 1,900	\$ -	\$ 1,900	\$1.5437	\$2.2845	\$ 29.32	\$ 48.61	\$ 5.21	\$ -	\$ 14.09	\$ 19.29	\$ -	\$ -	\$ 19.29
Scrogam, Gleea I	53-08-21-100-049.000-008		2	N	\$ 153,600	\$ 3,000	\$ 150,600	\$1.5437	\$2.2845	\$ 2,324.80	\$ 3,537.56	\$ 379.02	\$ -	\$ 833.73	\$ 1,212.76	\$ -	\$ -	\$ 1,212.76
Bloomington Monthly Meeting Of The Religious Society Of Friends	53-08-11-101-062.000-008		2	N	\$ 27,100	\$ 27,100	\$ -	\$1.5437	\$2.2845	\$ -	\$ -	\$ -	\$ -	\$ -	\$ -	\$ -	\$ -	\$ -

City of Bloomington

Area #2: South-East Annexation Area - Tax Impacts Analysis



Note (1): This section shows the inc/(dec) in tax bills due to differences between township fire protection rates and the Monroe Fire Protection District fire rate

Owner Name	Parcel #	Waiver	Annexation Area	AG	2020 Pay 2021 Gross AV	2020 Pay 2021 Deductions /Exemptions	2020 Pay 2021 NAV	Pre-Annex 2021 Prop Tax Rate	Post-Annex Prop Tax Rate	Pre-Annex Tax Bill	Post-Annex Tax Bill	Net Tax Bill Increase Due Solely to AV Growth (12% Aggregate over 4 years)	Net Tax Bill Increase Due to Difference Between Fire Rates (1)	Net Tax Bill Increase Due to Annexation	Total Post-Annexation Net Tax Bill Increase	Benefit 1 Yearly Sewer Bill Savings (@ 4000 Gal/Month)	Benefit 2 Yearly Fire Protection (Water Surcharge) Savings	Post-Annex Tax Bill Inc/(Dec) Net of Benefits
Wood, Robert D & Alisa M	53-01-42-248-360.000-008	2183	2	N	\$ 386,700	\$ 164,595	\$ 222,105	\$1.5437	\$2.2845	\$ 3,307.04	\$ 4,570.60	\$ 489.71	\$ -	\$ 773.85	\$ 1,263.56	\$ 69.36	\$ 22.20	\$ 1,172.00
Swanson, Diana C	53-01-42-248-361.000-008	2183	2	N	\$ 400,400	\$ 172,390	\$ 228,010	\$1.5437	\$2.2845	\$ 3,394.98	\$ 4,730.40	\$ 506.83	\$ -	\$ 828.59	\$ 1,335.42	\$ 69.36	\$ 22.20	\$ 1,243.86
VanNess, Anthony D & Heather N	53-01-42-248-362.000-008	2183	2	N	\$ 463,200	\$ 194,370	\$ 268,830	\$1.5437	\$2.2845	\$ 4,002.78	\$ 5,477.80	\$ 586.91	\$ -	\$ 888.10	\$ 1,475.02	\$ 69.36	\$ 22.20	\$ 1,383.46
Lin, Chien-Jer Charles & Tai, Fan-Fen Kelly Family Trust	53-01-42-248-363.000-008	2183	2	N	\$ 398,600	\$ 171,760	\$ 226,840	\$1.5437	\$2.2845	\$ 3,377.56	\$ 4,708.98	\$ 504.54	\$ -	\$ 826.89	\$ 1,331.42	\$ 69.36	\$ 22.20	\$ 1,239.86
	53-01-42-248-364.000-008	2182	2	N	\$ 500,900	\$ 204,565	\$ 296,335	\$1.5437	\$2.2845	\$ 4,412.32	\$ 5,929.69	\$ 635.32	\$ -	\$ 882.05	\$ 1,517.37	\$ 69.36	\$ 22.20	\$ 1,425.81
Thompson, Brian L; Smith, Steven M	53-01-42-248-365.000-008	2182	2	N	\$ 90,000	\$ -	\$ 90,000	\$1.5437	\$2.2845	\$ 1,389.32	\$ 2,302.77	\$ 246.72	\$ -	\$ 666.72	\$ 913.45	\$ -	\$ -	\$ 913.45
Klosinski, Bradley Paul & Kathy Haynes	53-01-42-248-366.000-008	2182	2	N	\$ 450,900	\$ 190,065	\$ 260,835	\$1.5437	\$2.2845	\$ 3,883.72	\$ 5,331.40	\$ 571.22	\$ -	\$ 876.46	\$ 1,447.68	\$ 69.36	\$ 22.20	\$ 1,356.12
Pool, Kelly Elaine	53-08-14-100-036.000-008		2	N	\$ 320,900	\$ 134,635	\$ 186,265	\$1.5437	\$2.2845	\$ 2,784.24	\$ 4,058.47	\$ 434.84	\$ -	\$ 839.39	\$ 1,274.23	\$ -	\$ -	\$ 1,274.23
Taylor, Mark S & Sherry L	53-08-01-100-025.000-008		2	N	\$ 219,900	\$ 109,215	\$ 110,685	\$1.5437	\$2.2845	\$ 1,648.04	\$ 2,582.26	\$ 276.67	\$ -	\$ 657.55	\$ 934.22	\$ 69.36	\$ 14.76	\$ 850.10
Barger, Christina M	53-08-29-101-014.000-008	1300	2	N	\$ 127,300	\$ 76,805	\$ 50,495	\$1.5437	\$2.2845	\$ 751.84	\$ 1,246.16	\$ 133.51	\$ -	\$ 360.81	\$ 494.32	\$ 69.36	\$ 37.08	\$ 387.88
Ames, Ann E & Messier, Mark D	53-08-29-103-004.000-008	1300	2	N	\$ 135,600	\$ 79,710	\$ 55,890	\$1.5437	\$2.2845	\$ 832.18	\$ 1,379.32	\$ 147.79	\$ -	\$ 399.35	\$ 547.14	\$ 69.36	\$ 22.20	\$ 455.58
Edwards, Misty D	53-01-42-119-049.000-008	1300	2	N	\$ 118,200	\$ 73,620	\$ 44,580	\$1.5437	\$2.2845	\$ 663.78	\$ 1,100.20	\$ 117.89	\$ -	\$ 318.54	\$ 436.42	\$ 69.36	\$ 22.20	\$ 344.86
Williamson, Cathy L	53-08-29-103-001.000-008	1300	2	N	\$ 124,000	\$ 75,650	\$ 48,350	\$1.5437	\$2.2845	\$ 719.92	\$ 1,193.22	\$ 127.85	\$ -	\$ 345.46	\$ 473.30	\$ 69.36	\$ 22.20	\$ 381.74
Helms, James W II	53-08-29-103-006.000-008	1300	2	N	\$ 125,400	\$ 76,140	\$ 49,260	\$1.5437	\$2.2845	\$ 733.48	\$ 1,215.69	\$ 130.25	\$ -	\$ 351.96	\$ 482.21	\$ 69.36	\$ 37.08	\$ 375.77
5919CatherineBL, LLC	53-08-29-103-014.000-008	1300	2	N	\$ 118,900	\$ -	\$ 118,900	\$1.5437	\$2.2845	\$ 1,835.46	\$ 2,791.60	\$ 299.10	\$ -	\$ 657.04	\$ 956.14	\$ 69.36	\$ 37.08	\$ 849.70
Sides, Susan K	53-08-29-103-010.000-008	1300	2	N	\$ 121,600	\$ 74,810	\$ 46,790	\$1.5437	\$2.2845	\$ 696.68	\$ 1,154.74	\$ 123.73	\$ -	\$ 334.33	\$ 458.06	\$ 69.36	\$ 37.08	\$ 351.62
Wood, Walter A III & Krieg, Susan G	53-08-29-103-008.000-008	1300	2	N	\$ 148,000	\$ 83,315	\$ 64,685	\$1.5437	\$2.2845	\$ 963.12	\$ 1,596.35	\$ 171.03	\$ -	\$ 462.20	\$ 633.23	\$ 69.36	\$ 37.08	\$ 526.79
Gupta, Srikant	53-01-42-248-367.000-008	2182	2	N	\$ 459,200	\$ 192,970	\$ 266,230	\$1.5437	\$2.2845	\$ 3,964.06	\$ 5,430.19	\$ 581.81	\$ -	\$ 884.32	\$ 1,466.13	\$ 69.36	\$ 22.20	\$ 1,374.57
Beer, Randall D & Sherry L	53-01-42-248-368.000-008	2187	2	N	\$ 372,000	\$ 159,450	\$ 212,550	\$1.5437	\$2.2845	\$ 3,164.80	\$ 4,395.65	\$ 470.96	\$ -	\$ 759.89	\$ 1,230.85	\$ 69.36	\$ 22.20	\$ 1,139.29
Mauro, Harold A Jr	53-01-42-248-369.000-008	2187	2	N	\$ 340,400	\$ 151,390	\$ 189,010	\$1.5437	\$2.2845	\$ 2,814.28	\$ 4,016.33	\$ 430.32	\$ -	\$ 771.74	\$ 1,202.05	\$ 69.36	\$ 22.20	\$ 1,110.49
Lee, Thomas H & Susan K	53-01-42-248-370.000-008	2187	2	N	\$ 408,100	\$ 200,045	\$ 208,055	\$1.5437	\$2.2845	\$ 3,097.86	\$ 4,795.13	\$ 513.77	\$ -	\$ 1,183.50	\$ 1,697.27	\$ 69.36	\$ 22.20	\$ 1,605.71
Dirks, Bram & Son In Shirley Go	53-01-42-248-371.000-008	2187	2	N	\$ 62,500	\$ -	\$ 62,500	\$1.5437	\$2.2845	\$ 964.80	\$ 1,599.14	\$ 171.34	\$ -	\$ 463.01	\$ 634.34	\$ -	\$ -	\$ 634.34
Empson, Lisa M & Empson, Andrew S	53-08-21-300-041.000-008		2	N	\$ 124,700	\$ 71,485	\$ 53,215	\$1.5437	\$2.2845	\$ 797.60	\$ 1,322.01	\$ 141.65	\$ -	\$ 382.77	\$ 524.41	\$ -	\$ -	\$ 524.41
Acton, Christopher P & Rebecca J & Brinegar, Richard T & Brenda J	53-08-21-300-041.001-008		2	N	\$ 119,500	\$ 72,885	\$ 46,615	\$1.5437	\$2.2845	\$ 694.28	\$ 1,150.77	\$ 123.30	\$ -	\$ 333.19	\$ 456.49	\$ 69.36	\$ 22.20	\$ 364.93
Brinegar, Richard T. & Brenda J.	53-08-21-300-055.000-008		2	N	\$ 135,400	\$ 102,965	\$ 32,435	\$1.5437	\$2.2845	\$ -	\$ 800.47	\$ 85.76	\$ -	\$ 714.71	\$ 800.47	\$ 69.36	\$ 22.20	\$ 708.91
Johnson, Darla J & Johnson, Nyle W	53-08-21-200-044.000-008		2	N	\$ 148,800	\$ 81,260	\$ 67,540	\$1.5437	\$2.2845	\$ 1,005.76	\$ 1,667.01	\$ 178.61	\$ -	\$ 482.64	\$ 661.25	\$ 69.36	\$ 14.76	\$ 577.13
Johnson, Darla & Myle W	53-08-21-200-059.000-008		2	N	\$ 5,000	\$ -	\$ 5,000	\$1.5437	\$2.2845	\$ 77.18	\$ 127.93	\$ 13.71	\$ -	\$ 37.04	\$ 50.75	\$ -	\$ -	\$ 50.75
Knight, Allison N	53-08-29-103-012.000-008	1300	2	N	\$ 140,200	\$ 81,320	\$ 58,880	\$1.5437	\$2.2845	\$ 876.70	\$ 1,453.11	\$ 155.70	\$ -	\$ 420.71	\$ 576.41	\$ 69.36	\$ 37.08	\$ 469.97
Carter, Sabrina L	53-08-29-103-011.000-008	1300	2	N	\$ 125,300	\$ 73,105	\$ 52,195	\$1.5437	\$2.2845	\$ 777.16	\$ 1,288.11	\$ 138.00	\$ -	\$ 372.95	\$ 510.95	\$ 69.36	\$ 37.08	\$ 404.51
Roberts, Tina Marie	53-08-29-103-003.000-008	1300	2	N	\$ 118,800	\$ 73,830	\$ 44,970	\$1.5437	\$2.2845	\$ 669.58	\$ 1,109.80	\$ 118.90	\$ -	\$ 321.32	\$ 440.22	\$ 69.36	\$ 37.08	\$ 333.78
White, Justin K & Melissa R	53-08-29-103-005.000-008	1300	2	N	\$ 117,100	\$ 73,235	\$ 43,865	\$1.5437	\$2.2845	\$ 653.12	\$ 1,082.55	\$ 115.99	\$ -	\$ 313.44	\$ 429.43	\$ 69.36	\$ 37.08	\$ 322.99
Sanders, Marty S. & Sarah J.	53-08-29-103-002.000-008	1300	2	N	\$ 130,700	\$ 77,995	\$ 52,705	\$1.5437	\$2.2845	\$ 784.76	\$ 1,300.72	\$ 139.37	\$ -	\$ 376.59	\$ 515.96	\$ 69.36	\$ 37.08	\$ 409.52
Glass, Donald D II	53-08-29-103-013.000-008	1300	2	N	\$ 120,100	\$ 74,285	\$ 45,815	\$1.5437	\$2.2845	\$ 682.16	\$ 1,130.67	\$ 121.15	\$ -	\$ 327.36	\$ 448.51	\$ 69.36	\$ 37.08	\$ 342.07
Nicholson, Judy A.	53-08-29-103-009.000-008	1300	2	N	\$ 128,600	\$ 3,000	\$ 125,600	\$1.5437	\$2.2845	\$ 1,938.88	\$ 2,973.55	\$ 318.59	\$ -	\$ 716.07	\$ 1,034.67	\$ 69.36	\$ 37.08	\$ 928.23
Kercheval, Christine A	53-08-29-102-009.000-008	1300	2	N	\$ 126,500	\$ 76,525	\$ 49,975	\$1.5437	\$2.2845	\$ 744.12	\$ 1,233.34	\$ 132.14	\$ -	\$ 357.08	\$ 489.22	\$ 69.36	\$ 37.08	\$ 382.78
Hayes, H Frank & Joan	53-08-29-102-008.000-008	1300	2	N	\$ 122,600	\$ 114,120	\$ 8,480	\$1.5437	\$2.2845	\$ 126.28	\$ 209.29	\$ 22.43	\$ -	\$ 60.58	\$ 83.01	\$ 69.36	\$ 37.08	\$ (23.43)
Winders, Brittani	53-08-29-102-010.000-008	1300	2	N	\$ 122,200	\$ 75,020	\$ 47,180	\$1.5437	\$2.2845	\$ 702.48	\$ 1,164.36	\$ 124.76	\$ -	\$ 337.12	\$ 461.88	\$ 69.36	\$ 37.08	\$ 355.44
McCammon, Robin A	53-08-29-102-006.000-008	1300	2	N	\$ 118,400	\$ 73,690	\$ 44,710	\$1.5437	\$2.2845	\$ 665.72	\$ 1,103.40	\$ 118.22	\$ -	\$ 319.46	\$ 437.68	\$ 69.36	\$ 37.08	\$ 331.24
Hankins, Bradley E & Beverly A	53-08-29-102-005.000-008	1300	2	N	\$ 119,800	\$ 71,180	\$ 48,620	\$1.5437	\$2.2845	\$ 723.94	\$ 1,199.89	\$ 128.55	\$ -	\$ 347.40	\$ 475.95	\$ -	\$ -	\$ 475.95
Von Heimburg, Ana	53-08-16-300-024.000-008		2	N	\$ 133,800	\$ 79,080	\$ 54,720	\$1.5437	\$2.2845	\$ 814.76	\$ 1,350.43	\$ 144.68	\$ -	\$ 390.99	\$ 535.67	\$ 69.36	\$ 14.76	\$ 451.55
Voelker, Victoria S	53-08-14-102-011.000-008		2	N	\$ 155,100	\$ 97,535	\$ 57,565	\$1.5437	\$2.2845	\$ 688.92	\$ 702.70	\$ -	\$ -	\$ 13.78	\$ 13.78	\$ -	\$ -	\$ 13.78
Gleyze, Jacques & Lydia Belle	53-08-21-300-021.000-008		2	N	\$ 127,100	\$ 67,330	\$ 59,770	\$1.5437	\$2.2845	\$ 899.96	\$ 1,491.66	\$ 159.81	\$ -	\$ 431.89	\$ 591.70	\$ 69.36	\$ 22.20	\$ 500.14
Gleyze, Jacques & Lydia Belle	53-08-21-300-019.000-008		2	N	\$ 900	\$ -	\$ 900	\$1.5437	\$2.2845	\$ 13.89	\$ 23.03	\$ 2.47	\$ -	\$ 6.67	\$ 9.14	\$ -	\$ -	\$ 9.14
Tresslar, Tim & Young Ae	53-08-11-101-058.000-008		2	N	\$ 26,800	\$ -	\$ 26,800	\$1.5437	\$2.2845	\$ 413.72	\$ 685.71	\$ 73.47	\$ -	\$ 198.52	\$ 271.99	\$ -	\$ -	\$ 271.99
Tresslar, Tim & Young Ae	53-08-11-101-002.000-008	2095	2	N	\$ 497,600	\$ 202,675	\$ 294,925	\$1.5437	\$2.2845	\$ 4,392.48	\$ 5,919.16	\$ 634.20	\$ -	\$ 892.48	\$ 1,526.68	\$ 69.36	\$ 22.20	\$ 1,435.12

City of Bloomington

Area #2: South-East Annexation Area - Tax Impacts Analysis



Note (1): This section shows the inc/(dec) in tax bills due to differences between township fire protection rates and the Monroe Fire Protection District fire rate

Owner Name	Parcel #	Waiver	Annexation Area	AG	2020 Pay 2021 Gross AV	2020 Pay 2021 Deductions /Exemptions	2020 Pay 2021 NAV	Pre-Annex 2021 Prop Tax Rate	Post-Annex Prop Tax Rate	Pre-Annex Tax Bill	Post-Annex Tax Bill	Net Tax Bill Increase Due Solely to AV Growth (12% Aggregate over 4 years)	Net Tax Bill Increase Due to Difference Between Fire Rates (1)	Net Tax Bill Increase Due to Annexation	Total Post-Annexation Net Tax Bill Increase	Benefit 1 Yearly Sewer Bill Savings (@ 4000 Gal/Month)	Benefit 2 Yearly Fire Protection (Water Surcharge) Savings	Post-Annex Tax Bill Inc/(Dec) Net of Benefits
Walnut Street Courtyard LLC	53-08-21-200-040.000-008		2	N	\$ -	\$ -	\$ -	\$1.5437	\$2.2845	\$ -	\$ -	\$ -	\$ -	\$ -	\$ -	\$ 69.36	\$ 14.76	\$ (84.12)
Walnut Street Courtyard LLC	53-08-21-200-134.000-008		2	N	\$ 250,700	\$ -	\$ 250,700	\$1.5437	\$2.2845	\$ 3,870.06	\$ 5,886.07	\$ 630.65	\$ -	\$ 1,385.36	\$ 2,016.01	\$ 69.36	\$ 22.20	\$ 1,924.45
Goodman, Thomas D	53-08-21-200-152.000-008		2	N	\$ 175,200	\$ 81,960	\$ 93,240	\$1.5437	\$2.2845	\$ 1,401.78	\$ 2,323.40	\$ 248.94	\$ -	\$ 672.68	\$ 921.62	\$ 69.36	\$ 14.76	\$ 837.50
Goodman, Thomas D	53-08-21-200-153.000-008		2	N	\$ 190,700	\$ -	\$ 190,700	\$1.5437	\$2.2845	\$ 2,943.84	\$ 4,495.91	\$ 481.70	\$ -	\$ 1,070.36	\$ 1,552.07	\$ 69.36	\$ 37.08	\$ 1,445.63
Quillen, John David & Terri Eileen	53-08-21-300-077.000-008		2	N	\$ 135,300	\$ 79,500	\$ 55,800	\$1.5437	\$2.2845	\$ 830.84	\$ 1,377.10	\$ 147.55	\$ -	\$ 398.71	\$ 546.26	\$ 69.36	\$ 22.20	\$ 454.70
Orrego, Juan Miguel	53-08-11-101-033.000-008		2	N	\$ 26,800	\$ -	\$ 26,800	\$1.5437	\$2.2845	\$ 413.72	\$ 685.71	\$ 73.47	\$ -	\$ 198.52	\$ 271.99	\$ -	\$ -	\$ 271.99
Orrego, Juan Miguel	53-08-11-101-036.000-008		2	N	\$ 67,000	\$ 24,960	\$ 42,040	\$1.5437	\$2.2845	\$ 648.96	\$ 1,075.65	\$ 115.25	\$ -	\$ 311.44	\$ 426.69	\$ -	\$ -	\$ 426.69
Sutkowski, Ed & Amy	53-08-16-416-009.000-008	1403	2	N	\$ 434,400	\$ 166,660	\$ 267,740	\$1.5437	\$2.2845	\$ 4,009.44	\$ 5,710.32	\$ 611.82	\$ -	\$ 1,089.06	\$ 1,700.88	\$ -	\$ -	\$ 1,700.88
Kennedy, Daniel E; Weiss-Kennedy, Carol A	53-08-16-416-015.000-008	1398	2	N	\$ 360,500	\$ 150,760	\$ 209,740	\$1.5437	\$2.2845	\$ 3,133.30	\$ 4,481.74	\$ 480.19	\$ -	\$ 868.25	\$ 1,348.44	\$ -	\$ -	\$ 1,348.44
State Of Indiana	53-08-01-400-011.000-008		2	N	\$ -	\$ -	\$ -	\$1.5437	\$2.2845	\$ -	\$ -	\$ -	\$ -	\$ -	\$ -	\$ -	\$ -	\$ -
State Of Indiana	53-08-12-200-005.000-008		2	N	\$ -	\$ -	\$ -	\$1.5437	\$2.2845	\$ -	\$ -	\$ -	\$ -	\$ -	\$ -	\$ -	\$ -	\$ -
Galinsky, Raymond E & Susan J	53-08-16-416-001.000-008		2	N	\$ 440,700	\$ 186,145	\$ 254,555	\$1.5437	\$2.2845	\$ 3,790.24	\$ 5,199.20	\$ 557.06	\$ -	\$ 851.90	\$ 1,408.96	\$ -	\$ -	\$ 1,408.96
McIntyre, Bobbie J	53-08-16-416-018.000-008		2	N	\$ 285,700	\$ 131,895	\$ 153,805	\$1.5437	\$2.2845	\$ 2,290.10	\$ 3,354.54	\$ 359.42	\$ -	\$ 705.01	\$ 1,064.44	\$ -	\$ -	\$ 1,064.44
Little, Amy A	53-08-16-416-012.000-008		2	N	\$ 274,700	\$ 125,395	\$ 149,305	\$1.5437	\$2.2845	\$ 2,223.08	\$ 3,237.68	\$ 346.90	\$ -	\$ 667.70	\$ 1,014.60	\$ -	\$ -	\$ 1,014.60
King, Joseph B. Jr. & Vicci L.	53-08-16-416-016.000-008		2	N	\$ 373,900	\$ 160,115	\$ 213,785	\$1.5437	\$2.2845	\$ 3,183.18	\$ 4,418.26	\$ 473.38	\$ -	\$ 761.69	\$ 1,235.08	\$ -	\$ -	\$ 1,235.08
McDaniel, Douglas M & Ellen M	53-08-16-416-007.000-008		2	N	\$ 339,400	\$ 142,510	\$ 196,890	\$1.5437	\$2.2845	\$ 2,940.28	\$ 4,223.90	\$ 452.56	\$ -	\$ 831.06	\$ 1,283.62	\$ -	\$ -	\$ 1,283.62
Snoddy, James C & Frieda L	53-08-16-416-008.000-008		2	N	\$ 231,000	\$ 110,100	\$ 120,900	\$1.5437	\$2.2845	\$ 1,800.16	\$ 2,717.60	\$ 291.17	\$ -	\$ 626.27	\$ 917.44	\$ -	\$ -	\$ 917.44
Scuffham, Leonard Edward & Gwen M	53-08-16-416-004.000-008		2	N	\$ 314,200	\$ 167,180	\$ 147,020	\$1.5437	\$2.2845	\$ 2,189.08	\$ 3,628.30	\$ 388.74	\$ -	\$ 1,050.48	\$ 1,439.22	\$ -	\$ -	\$ 1,439.22
Waterford, Jason R & Waterford, Malissa	53-08-28-200-019.000-008		2	N	\$ 149,500	\$ 75,020	\$ 74,480	\$1.5437	\$2.2845	\$ 1,122.28	\$ 1,860.15	\$ 199.31	\$ -	\$ 538.56	\$ 737.87	\$ 69.36	\$ 14.76	\$ 653.75
Dyer, Douglas W	53-08-21-100-117.000-008		2	N	\$ 277,400	\$ 129,340	\$ 148,060	\$1.5437	\$2.2845	\$ 2,204.56	\$ 3,266.57	\$ 349.99	\$ -	\$ 712.02	\$ 1,062.01	\$ -	\$ -	\$ 1,062.01
Plew, Theodore S. & Lois J.	53-08-20-403-013.000-008		2	N	\$ 81,500	\$ 71,775	\$ 9,725	\$1.5437	\$2.2845	\$ 17.66	\$ 18.01	\$ -	\$ -	\$ 0.35	\$ 0.35	\$ 69.36	\$ 14.76	\$ (83.77)
Plew, Theodore S. & Lois J.	53-08-20-400-060.000-008		2	N	\$ 3,500	\$ -	\$ 3,500	\$1.5437	\$2.2845	\$ 54.04	\$ 89.55	\$ 9.59	\$ -	\$ 25.92	\$ 35.51	\$ -	\$ -	\$ 35.51
Dyer, Douglas W	53-08-21-100-037.000-008		2	N	\$ 1,400	\$ -	\$ 1,400	\$1.5437	\$2.2845	\$ 21.61	\$ 35.82	\$ 3.84	\$ -	\$ 10.37	\$ 14.21	\$ -	\$ -	\$ 14.21
White, Terence C & Ruth E	53-08-21-200-043.000-008		2	N	\$ 90,700	\$ 60,995	\$ 29,705	\$1.5437	\$2.2845	\$ 442.30	\$ 733.10	\$ 78.55	\$ -	\$ 212.25	\$ 290.80	\$ 69.36	\$ 22.20	\$ 199.24
Beasley, Kedrick L & Donna J	53-08-14-100-039.000-008		2	N	\$ 176,900	\$ 129,740	\$ 47,160	\$1.5437	\$2.2845	\$ 702.20	\$ 1,163.87	\$ 124.70	\$ -	\$ 336.97	\$ 461.67	\$ -	\$ -	\$ 461.67
Sherlock, David E Trust	53-08-22-200-007.000-008		2	N	\$ 43,800	\$ -	\$ 43,800	\$1.5437	\$2.2845	\$ 676.14	\$ 1,120.68	\$ 120.07	\$ -	\$ 324.47	\$ 444.54	\$ -	\$ -	\$ 444.54
Milbourn, Justin B	53-08-22-200-011.000-008		2	N	\$ 99,100	\$ 63,935	\$ 35,165	\$1.5437	\$2.2845	\$ 523.60	\$ 867.84	\$ 92.99	\$ -	\$ 251.25	\$ 344.24	\$ -	\$ -	\$ 344.24
Thickstun, Thomas R & Marianne	53-08-01-100-030.000-008		2	N	\$ 275,900	\$ 125,815	\$ 150,085	\$1.5437	\$2.2845	\$ 2,234.72	\$ 3,251.95	\$ 348.42	\$ -	\$ 668.81	\$ 1,017.23	\$ 69.36	\$ 14.76	\$ 933.11
Elliemae's Boutique LLC	53-08-29-102-002.000-008	1300	2	N	\$ 125,700	\$ -	\$ 125,700	\$1.5437	\$2.2845	\$ 1,940.44	\$ 2,951.25	\$ 316.21	\$ -	\$ 694.61	\$ 1,010.81	\$ 69.36	\$ 37.08	\$ 904.37
Booker, Chad A	53-08-29-102-001.000-008	1300	2	N	\$ 118,400	\$ 73,690	\$ 44,710	\$1.5437	\$2.2845	\$ 665.72	\$ 1,103.40	\$ 118.22	\$ -	\$ 319.46	\$ 437.68	\$ 69.36	\$ 37.08	\$ 331.24
Polley, Melody L	53-08-29-102-003.000-008	1300	2	N	\$ 121,100	\$ 73,935	\$ 47,165	\$1.5437	\$2.2845	\$ 702.28	\$ 1,163.99	\$ 124.72	\$ -	\$ 336.99	\$ 461.71	\$ 69.36	\$ 37.08	\$ 355.27
Robey, John B	53-08-29-102-011.000-008	1300	2	N	\$ 120,000	\$ 74,250	\$ 45,750	\$1.5437	\$2.2845	\$ 681.20	\$ 1,129.07	\$ 120.97	\$ -	\$ 326.90	\$ 447.87	\$ 69.36	\$ 22.20	\$ 356.31
Litz, Troy D	53-08-29-102-007.000-008	1300	2	N	\$ 123,600	\$ 75,510	\$ 48,090	\$1.5437	\$2.2845	\$ 716.04	\$ 1,186.82	\$ 127.16	\$ 219.56	\$ 343.62	\$ 470.78	\$ 69.36	\$ 22.20	\$ 379.22
Norris, Marietta K	53-08-29-102-012.000-008	1300	2	N	\$ 123,700	\$ 72,545	\$ 51,155	\$1.5437	\$2.2845	\$ 761.68	\$ 1,262.47	\$ 135.27	\$ -	\$ 365.51	\$ 500.79	\$ 69.36	\$ 37.08	\$ 394.35
Sims, William D	53-08-29-102-004.000-008	1300	2	N	\$ 116,200	\$ 3,000	\$ 113,200	\$1.5437	\$2.2845	\$ 1,747.48	\$ 2,724.97	\$ 291.96	\$ -	\$ 685.53	\$ 977.49	\$ -	\$ -	\$ 977.49
Ellis Investment Properties LLC	53-08-29-107-006.000-008	1300	2	N	\$ 134,500	\$ -	\$ 134,500	\$1.5437	\$2.2845	\$ 2,076.28	\$ 3,157.87	\$ 338.34	\$ -	\$ 743.24	\$ 1,081.59	\$ 69.36	\$ 22.20	\$ 990.03
Monroe County Park & Recreation Board	53-08-28-200-008.000-008	1300	2	N	\$ -	\$ -	\$ -	\$1.5437	\$2.2845	\$ -	\$ -	\$ -	\$ -	\$ -	\$ -	\$ -	\$ -	\$ -
Davis, Charles Edward & Nannette L	53-08-21-200-100.000-008		2	N	\$ 161,400	\$ 88,740	\$ 72,660	\$1.5437	\$2.2845	\$ 1,081.88	\$ 1,793.18	\$ 192.12	\$ -	\$ 519.18	\$ 711.30	\$ 69.36	\$ 22.20	\$ 619.74
Upchurch, Kenneth W & Gwen W	53-08-14-103-006.000-008		2	N	\$ 251,700	\$ 119,820	\$ 131,880	\$1.5437	\$2.2845	\$ 1,963.64	\$ 2,944.49	\$ 315.49	\$ -	\$ 665.36	\$ 980.85	\$ -	\$ -	\$ 980.85
Eastview Church of the Nazarene Inc	53-08-01-400-026.000-008	1418	2	N	\$ 847,800	\$ 847,800	\$ -	\$1.5437	\$2.2845	\$ -	\$ -	\$ -	\$ -	\$ -	\$ -	\$ 69.36	\$ 37.08	\$ (106.44)
Eastview Church of the Nazarene Inc	53-08-01-400-026.001-008		2	N	\$ 133,300	\$ 34,200	\$ 99,100	\$1.5437	\$2.2845	\$ 1,529.80	\$ 2,535.60	\$ 271.67	\$ -	\$ 734.13	\$ 1,005.80	\$ -	\$ -	\$ 1,005.80
Hutchins, Travis J & Kristin E	53-08-01-100-092.000-008		2	N	\$ 299,400	\$ 135,395	\$ 164,005	\$1.5437	\$2.2845	\$ 2,442.90	\$ 3,519.20	\$ 377.06	\$ -	\$ 699.24	\$ 1,076.30	\$ 69.36	\$ 22.20	\$ 984.74
Clough, Evan R & Ward-Bluhm, Bethany	53-08-29-100-010.000-008		2	N	\$ 119,300	\$ 74,005	\$ 45,295	\$1.5437	\$2.2845	\$ 674.44	\$ 1,117.83	\$ 119.76	\$ -	\$ 323.63	\$ 443.39	\$ 69.36	\$ 14.76	\$ 359.27
Graham, Virginia Jean & David K	53-08-28-200-026.000-008		2	N	\$ 130,600	\$ 72,370	\$ 58,230	\$1.5437	\$2.2845	\$ 871.08	\$ 1,443.79	\$ 154.70	\$ -	\$ 418.01	\$ 572.71	\$ 69.36	\$ 14.76	\$ 488.59

City of Bloomington

Area #2: South-East Annexation Area - Tax Impacts Analysis

Note (1): This section shows the inc/(dec) in tax bills due to differences between township fire protection rates and the Monroe Fire Protection District fire rate

Owner Name	Parcel #	Waiver	Annexation Area	AG	2020 Pay 2021 Gross AV	2020 Pay 2021 Deductions /Exemptions	2020 Pay 2021 NAV	Pre-Annex 2021 Prop Tax Rate	Post-Annex Prop Tax Rate	Pre-Annex Tax Bill	Post-Annex Tax Bill	Net Tax Bill Increase Due Solely to AV Growth (12% Aggregate over 4 years)	Net Tax Bill Increase Due to Difference Between Fire Rates (1)	Net Tax Bill Increase Due to Annexation	Total Post-Annexation Net Tax Bill Increase	Benefit 1 Yearly Sewer Bill Savings (@ 4000 Gal/Month)	Benefit 2 Yearly Fire Protection (Water Surcharge) Savings	Post-Annex Tax Bill Inc/(Dec) Net of Benefits
Halcomb, Elmer Duane & Kimberly Ann	53-08-29-100-007.000-008	1300	2	N	\$ 118,500	\$ 73,410	\$ 45,090	\$1.5437	\$2.2845	\$ 671.36	\$ 1,112.78	\$ 119.23	\$ -	\$ 322.19	\$ 441.42	\$ 69.36	\$ 22.20	\$ 349.86
Buchanan, Micah W & Melissa D	53-08-29-106-005.000-008	1300	2	N	\$ 120,900	\$ 3,000	\$ 117,900	\$1.5437	\$2.2845	\$ 1,820.02	\$ 2,835.32	\$ 303.78	\$ -	\$ 711.52	\$ 1,015.30	\$ 69.36	\$ 37.08	\$ 908.86
Tracy, Jo Anne & Jeff Sturgeon	53-08-14-100-012.000-008		2	N	\$ 10,300	\$ -	\$ 10,300	\$1.5437	\$2.2845	\$ 159.00	\$ 263.54	\$ 28.24	\$ -	\$ 76.30	\$ 104.54	\$ -	\$ -	\$ 104.54
Tracy, Jo Anne & Jeff Sturgeon	53-08-14-100-040.000-008		2	N	\$ 5,800	\$ -	\$ 5,800	\$1.5437	\$2.2845	\$ 89.52	\$ 148.40	\$ 15.90	\$ -	\$ 42.98	\$ 58.88	\$ -	\$ -	\$ 58.88
Tracy, Jo Anne & Jeff Sturgeon	53-08-14-100-011.000-008		2	N	\$ 252,300	\$ 119,120	\$ 133,180	\$1.5437	\$2.2845	\$ 1,983.60	\$ 2,950.45	\$ 316.13	\$ -	\$ 650.72	\$ 966.85	\$ -	\$ -	\$ 966.85
Grubb, Randy L	53-08-28-200-014.000-008		2	N	\$ 139,200	\$ 68,590	\$ 70,610	\$1.5437	\$2.2845	\$ 1,066.04	\$ 1,766.90	\$ 189.31	\$ -	\$ 511.55	\$ 700.86	\$ 69.36	\$ 14.76	\$ 616.74
Graves, John	53-08-28-200-030.000-008		2	N	\$ 138,300	\$ -	\$ 138,300	\$1.5437	\$2.2845	\$ 2,134.94	\$ 3,272.80	\$ 350.66	\$ -	\$ 787.20	\$ 1,137.86	\$ 69.36	\$ 14.76	\$ 1,053.74
Long, David & Patricia A	53-08-20-400-049.000-008		2	N	\$ 14,700	\$ -	\$ 14,700	\$1.5437	\$2.2845	\$ 226.92	\$ 376.12	\$ 40.30	\$ -	\$ 108.90	\$ 149.20	\$ -	\$ -	\$ 149.20
Price, David A	53-08-20-403-016.000-008		2	N	\$ 105,100	\$ 69,035	\$ 36,065	\$1.5437	\$2.2845	\$ 537.00	\$ 890.06	\$ 95.37	\$ -	\$ 257.69	\$ 353.06	\$ 69.36	\$ 14.76	\$ 268.94
Watkins, Robert B	53-08-21-100-046.000-008		2	N	\$ 131,200	\$ -	\$ 131,200	\$1.5437	\$2.2845	\$ 2,025.32	\$ 3,082.71	\$ 330.29	\$ -	\$ 727.10	\$ 1,057.39	\$ 69.36	\$ 14.76	\$ 973.27
Klein, Laura L	53-08-28-200-041.000-008		2	N	\$ 130,100	\$ 74,785	\$ 55,315	\$1.5437	\$2.2845	\$ 823.62	\$ 1,365.12	\$ 146.27	\$ -	\$ 395.24	\$ 541.50	\$ 69.36	\$ 22.20	\$ 449.94
Chestnut, Larry D & Glenda J Trust W//e	53-08-21-300-032.000-008		2	N	\$ 117,900	\$ -	\$ 117,900	\$1.5437	\$2.2845	\$ 1,820.02	\$ 2,768.12	\$ 296.58	\$ -	\$ 651.52	\$ 948.10	\$ 69.36	\$ 14.76	\$ 863.98
Born, William E & Marianne	53-08-14-300-013.000-008		2	N	\$ 345,400	\$ 133,155	\$ 212,245	\$1.5437	\$2.2845	\$ 3,189.86	\$ 4,783.74	\$ 512.54	\$ -	\$ 1,081.34	\$ 1,593.88	\$ -	\$ -	\$ 1,593.88
Board Of Commissioners Monroe County, The	53-08-21-300-047.000-008		2	N	\$ -	\$ -	\$ -	\$1.5437	\$2.2845	\$ -	\$ -	\$ -	\$ -	\$ -	\$ -	\$ -	\$ -	\$ -
Ratts, Richard D Revocable Trust	53-08-28-200-039.000-008	1426	2	N	\$ 161,400	\$ -	\$ 161,400	\$1.5437	\$2.2845	\$ 2,491.52	\$ 4,129.63	\$ 442.46	\$ -	\$ 1,195.65	\$ 1,638.11	\$ 69.36	\$ 14.76	\$ 1,553.99
Hash, Brittany	53-08-20-403-012.000-008		2	N	\$ 89,600	\$ 60,610	\$ 28,990	\$1.5437	\$2.2845	\$ 431.64	\$ 715.45	\$ 76.66	\$ -	\$ 207.15	\$ 283.81	\$ 69.36	\$ 22.20	\$ 192.25
Hash, Brittany	53-08-20-400-033.000-008		2	N	\$ 17,200	\$ -	\$ 17,200	\$1.5437	\$2.2845	\$ 265.52	\$ 440.08	\$ 47.15	\$ -	\$ 127.41	\$ 174.56	\$ -	\$ -	\$ 174.56
RWP LLC	53-08-28-200-016.000-008		2	N	\$ 33,800	\$ -	\$ 33,800	\$1.5437	\$2.2845	\$ 521.76	\$ 864.82	\$ 92.66	\$ -	\$ 250.40	\$ 343.06	\$ -	\$ -	\$ 343.06
Powers, John A	53-08-28-200-038.000-008		2	N	\$ 116,900	\$ 84,050	\$ 32,850	\$1.5437	\$2.2845	\$ 489.12	\$ 498.90	\$ -	\$ -	\$ 9.78	\$ 9.78	\$ 69.36	\$ 22.20	\$ (81.78)
RWP LLC	53-08-28-200-017.000-008		2	N	\$ 42,800	\$ -	\$ 42,800	\$1.5437	\$2.2845	\$ 660.70	\$ 1,095.09	\$ 117.33	\$ -	\$ 317.06	\$ 434.39	\$ -	\$ -	\$ 434.39
Mathews, Nancy M & Ingrid R Montecino	53-08-11-101-014.000-008		2	N	\$ 187,500	\$ 93,325	\$ 94,175	\$1.5437	\$2.2845	\$ 1,407.70	\$ 2,301.05	\$ 246.54	\$ -	\$ 646.81	\$ 893.35	\$ -	\$ -	\$ 893.35
Windmuller, Brian E & Joy V	53-08-22-200-015.000-008		2	N	\$ 282,000	\$ 130,285	\$ 151,715	\$1.5437	\$2.2845	\$ 2,258.96	\$ 3,300.76	\$ 353.66	\$ -	\$ 688.14	\$ 1,041.80	\$ -	\$ -	\$ 1,041.80
Sherlock, David E Trust	53-08-22-200-002.000-008		2	N	\$ 2,500	\$ -	\$ 2,500	\$1.5437	\$2.2845	\$ 38.60	\$ 63.97	\$ 6.85	\$ -	\$ 18.51	\$ 25.37	\$ -	\$ -	\$ 25.37
Sherlock, David E Trust	53-08-22-200-012.000-008		2	N	\$ 150,600	\$ 95,960	\$ 54,640	\$1.5437	\$2.2845	\$ 602.48	\$ 614.53	\$ -	\$ -	\$ 12.05	\$ 12.05	\$ -	\$ -	\$ 12.05
Shick, Marjorie E Revocable Trust	53-08-01-400-019.000-008		2	N	\$ 155,000	\$ 76,465	\$ 78,535	\$1.5437	\$2.2845	\$ 1,180.36	\$ 1,956.39	\$ 209.61	\$ -	\$ 566.42	\$ 776.03	\$ 69.36	\$ 14.76	\$ 691.91
Maurer, John	53-08-01-400-066.000-008		2	N	\$ 134,100	\$ 76,185	\$ 57,915	\$1.5437	\$2.2845	\$ 862.32	\$ 1,429.29	\$ 153.14	\$ -	\$ 413.83	\$ 566.97	\$ 69.36	\$ 22.20	\$ 475.41
Shick, Marjorie E Revocable Trust	53-08-01-400-058.000-008		2	N	\$ 600	\$ -	\$ 600	\$1.5437	\$2.2845	\$ 9.26	\$ 15.35	\$ 1.64	\$ -	\$ 4.45	\$ 6.09	\$ -	\$ -	\$ 6.09
Shick, Marjorie E Revocable Trust	53-08-01-400-018.000-008		2	N	\$ 17,600	\$ -	\$ 17,600	\$1.5437	\$2.2845	\$ 271.68	\$ 450.32	\$ 48.25	\$ -	\$ 130.39	\$ 178.64	\$ -	\$ -	\$ 178.64
Shick, Marjorie E Revocable Trust	53-08-01-400-017.000-008		2	N	\$ 2,800	\$ -	\$ 2,800	\$1.5437	\$2.2845	\$ 43.22	\$ 71.64	\$ 7.68	\$ -	\$ 20.75	\$ 28.42	\$ -	\$ -	\$ 28.42
Hart, Marcia Kathryn	53-08-14-100-017.000-008		2	N	\$ 239,800	\$ 113,180	\$ 126,620	\$1.5437	\$2.2845	\$ 1,885.32	\$ 2,822.32	\$ 302.38	\$ -	\$ 634.62	\$ 937.00	\$ -	\$ -	\$ 937.00
Boathouse Development LLC	53-08-11-101-050.000-008		2	N	\$ 196,600	\$ -	\$ 196,600	\$1.5437	\$2.2845	\$ 3,034.92	\$ 4,630.22	\$ 496.09	\$ -	\$ 1,099.20	\$ 1,595.30	\$ -	\$ -	\$ 1,595.30
Johnston, Helen	53-08-21-100-102.000-008		2	N	\$ 149,300	\$ 84,505	\$ 64,795	\$1.5437	\$2.2845	\$ 964.76	\$ 1,599.06	\$ 171.32	\$ -	\$ 462.98	\$ 634.30	\$ -	\$ -	\$ 634.30
Maynard, Walter Herman V	53-08-21-200-072.000-008		2	N	\$ 108,700	\$ -	\$ 108,700	\$1.5437	\$2.2845	\$ 1,678.00	\$ 2,552.12	\$ 273.44	\$ -	\$ 600.68	\$ 874.12	\$ 69.36	\$ 22.20	\$ 782.56
Baker, Lonnie J	53-08-20-100-056.000-008		2	N	\$ 135,400	\$ 96,175	\$ 39,225	\$1.5437	\$2.2845	\$ 584.04	\$ 968.04	\$ 103.72	\$ -	\$ 280.28	\$ 384.00	\$ 69.36	\$ 22.20	\$ 292.44
Prince, Peggy S	53-08-21-100-120.000-008		2	N	\$ 175,100	\$ 93,360	\$ 81,740	\$1.5437	\$2.2845	\$ 1,217.08	\$ 2,017.27	\$ 216.14	\$ -	\$ 584.05	\$ 800.19	\$ 69.36	\$ 14.76	\$ 716.07
Head, Rosemary & Maze, Robert	53-08-21-100-126.000-008	2219	2	N	\$ 196,600	\$ 97,885	\$ 98,715	\$1.5437	\$2.2845	\$ 1,470.10	\$ 2,315.05	\$ 248.04	\$ -	\$ 596.90	\$ 844.95	\$ 69.36	\$ 22.20	\$ 753.39
Shrake, Robert C & Amy M	53-08-21-100-126.001-008		2	N	\$ 218,000	\$ 108,550	\$ 109,450	\$1.5437	\$2.2845	\$ 1,629.68	\$ 2,559.65	\$ 274.25	\$ -	\$ 655.72	\$ 929.97	\$ 69.36	\$ 22.20	\$ 838.41
Stidd, Larry T & Rebecca S	53-08-29-100-004.000-008	1898	2	N	\$ 62,600	\$ -	\$ 62,600	\$1.5437	\$2.2845	\$ 966.36	\$ 1,469.76	\$ 157.47	\$ -	\$ 345.92	\$ 503.40	\$ 69.36	\$ 22.20	\$ 411.84
Fedynsky, George A & Susan G Revocable Trust	53-08-11-101-073.000-008	1516	2	N	\$ 162,600	\$ 86,160	\$ 76,440	\$1.5437	\$2.2845	\$ 1,138.16	\$ 1,886.47	\$ 202.13	\$ -	\$ 546.19	\$ 748.31	\$ -	\$ -	\$ 748.31
Dodge, Dana L & Betty	53-08-29-400-025.000-008		2	N	\$ 68,000	\$ -	\$ 68,000	\$1.5437	\$2.2845	\$ 1,049.72	\$ 1,739.87	\$ 186.41	\$ -	\$ 503.73	\$ 690.15	\$ -	\$ -	\$ 690.15
J & H May Properties LLC	53-08-29-400-029.000-008	1327	2	N	\$ 405,600	\$ -	\$ 405,600	\$1.5437	\$2.2845	\$ 6,261.24	\$ 10,377.80	\$ 1,111.91	\$ -	\$ 3,004.65	\$ 4,116.56	\$ 69.36	\$ 22.20	\$ 4,025.00
Shields, Robert H & Sally A	53-08-29-400-028.000-008		2	N	\$ 80,000	\$ -	\$ 80,000	\$1.5437	\$2.2845	\$ 1,234.96	\$ 2,046.90	\$ 219.31	\$ -	\$ 592.63	\$ 811.94	\$ -	\$ -	\$ 811.94
Pennington, Nathaniel C	53-08-29-400-021.000-008		2	N	\$ 117,200	\$ -	\$ 117,200	\$1.5437	\$2.2845	\$ 1,809.22	\$ 2,766.44	\$ 296.40	\$ -	\$ 660.82	\$ 957.22	\$ -	\$ -	\$ 957.22
Mays Greenhouse LLC	53-08-29-400-029.001-008	1327	2	N	\$ 118,400	\$ -	\$ 118,400	\$1.5437	\$2.2845	\$ 1,827.74	\$ 3,029.42	\$ 324.58	\$ -	\$ 877.10	\$ 1,201.68	\$ -	\$ -	\$ 1,201.68
Hilliard, HD & BG Living Trust	53-08-01-100-034.000-008		2	N	\$ 192,500	\$ -	\$ 192,500	\$1.5437	\$2.2845	\$ 2,971.62	\$ 4,519.62	\$ 484.25	\$ -	\$ 1,063.76	\$ 1,548.00	\$ 69.36	\$ 22.20	\$ 1,456.44
Blunk, Miranda	53-08-14-300-015.000-008		2	N	\$ 151,500	\$ -	\$ 151,500	\$1.5437	\$2.2845	\$ 2,338.72	\$ 3,586.93	\$ 384.31	\$ -	\$ 863.90	\$ 1,248.21	\$ -	\$ -	\$ 1,248.21

City of Bloomington

Area #2: South-East Annexation Area - Tax Impacts Analysis



Note (1): This section shows the inc/(dec) in tax bills due to differences between township fire protection rates and the Monroe Fire Protection District fire rate

Owner Name	Parcel #	Waiver	Annexation Area	AG	2020 Pay 2021 Gross AV	2020 Pay 2021 Deductions /Exemptions	2020 Pay 2021 NAV	Pre-Annex 2021 Prop Tax Rate	Post-Annex Prop Tax Rate	Pre-Annex Tax Bill	Post-Annex Tax Bill	Net Tax Bill Increase Due Solely to AV Growth (12% Aggregate over 4 years)	Net Tax Bill Increase Due to Difference Between Fire Rates (1)	Net Tax Bill Increase Due to Annexation	Total Post-Annexation Net Tax Bill Increase	Benefit 1 Yearly Sewer Bill Savings (@ 4000 Gal/Month)	Benefit 2 Yearly Fire Protection (Water Surcharge) Savings	Post-Annex Tax Bill Inc/(Dec) Net of Benefits
Clinch, Edward R & Jancie A Joint Living Trust	53-08-14-100-028.000-008		2	N	\$ 75,000	\$ -	\$ 75,000	\$1.5437	\$2.2845	\$ 1,157.78	\$ 1,918.97	\$ 205.60	\$ -	\$ 555.59	\$ 761.19	\$ -	\$ -	\$ 761.19
Brenneman, Christopher D & Emily S	53-08-14-100-032.000-008		2	N	\$ 273,600	\$ 123,110	\$ 150,490	\$1.5437	\$2.2845	\$ 2,246.76	\$ 3,339.42	\$ 357.80	\$ -	\$ 734.86	\$ 1,092.66	\$ -	\$ -	\$ 1,092.66
Hortensberry, Anna M	53-08-20-100-009.000-008		2	N	\$ 37,800	\$ -	\$ 37,800	\$1.5437	\$2.2845	\$ 583.52	\$ 887.49	\$ 95.09	\$ -	\$ 208.88	\$ 303.97	\$ 69.36	\$ 22.20	\$ 212.41
Public Service Company Of Indiana, Inc.	53-08-12-300-004.000-008		2	N	\$ 93,900	\$ -	\$ 93,900	\$1.5437	\$2.2845	\$ 1,449.52	\$ 2,402.55	\$ 257.42	\$ -	\$ 695.62	\$ 953.03	\$ -	\$ -	\$ 953.03
Sherfield, Dustin L & Landreth, Bridgette Rachel	53-08-29-106-002.000-008	1300	2	N	\$ 120,700	\$ 74,495	\$ 46,205	\$1.5437	\$2.2845	\$ 687.98	\$ 1,140.31	\$ 122.18	\$ -	\$ 330.14	\$ 452.33	\$ 69.36	\$ 37.08	\$ 345.89
Lane, Alexander K	53-08-29-106-004.000-008	1300	2	N	\$ 136,400	\$ 76,990	\$ 59,410	\$1.5437	\$2.2845	\$ 884.60	\$ 1,466.18	\$ 157.09	\$ -	\$ 424.49	\$ 581.58	\$ 69.36	\$ 37.08	\$ 475.14
Redman, Sheryl D.	53-08-29-106-001.000-008	1300	2	N	\$ 121,400	\$ 74,740	\$ 46,660	\$1.5437	\$2.2845	\$ 694.76	\$ 1,151.52	\$ 123.37	\$ -	\$ 333.39	\$ 456.76	\$ 69.36	\$ 37.08	\$ 350.32
Priority Home Investments LLC	53-08-29-106-003.000-008	1300	2	N	\$ 122,600	\$ -	\$ 122,600	\$1.5437	\$2.2845	\$ 1,892.58	\$ 2,878.47	\$ 308.41	\$ -	\$ 677.48	\$ 985.89	\$ 69.36	\$ 37.08	\$ 879.45
Logsdon, Robert J Living Trust w/life estate	53-08-20-400-076.000-008		2	N	\$ 101,400	\$ 78,740	\$ 22,660	\$1.5437	\$2.2845	\$ 114.96	\$ 117.26	\$ -	\$ -	\$ 2.30	\$ 2.30	\$ 69.36	\$ 14.76	\$ (81.82)
Ashby, Elizabeth	53-08-14-107-003.000-008		2	N	\$ 302,600	\$ 138,160	\$ 164,440	\$1.5437	\$2.2845	\$ 2,448.44	\$ 3,566.48	\$ 382.13	\$ -	\$ 735.92	\$ 1,118.04	\$ -	\$ -	\$ 1,118.04
Sowder, Tony K	53-08-14-100-022.000-008		2	N	\$ 208,200	\$ 102,120	\$ 106,080	\$1.5437	\$2.2845	\$ 1,579.48	\$ 2,446.26	\$ 262.11	\$ -	\$ 604.68	\$ 866.78	\$ -	\$ -	\$ 866.78
Cascio, Matthew V	53-08-11-100-001.000-008		2	N	\$ 111,600	\$ -	\$ 111,600	\$1.5437	\$2.2845	\$ 1,722.76	\$ 2,620.21	\$ 280.74	\$ -	\$ 616.71	\$ 897.45	\$ -	\$ -	\$ 897.45
Cascio, Matthew V	53-01-42-309-002.000-008		2	N	\$ 111,700	\$ -	\$ 111,700	\$1.5437	\$2.2845	\$ 1,724.32	\$ 2,622.56	\$ 280.99	\$ -	\$ 617.25	\$ 898.24	\$ -	\$ -	\$ 898.24
Cascio, Matthew V	53-01-42-309-003.000-008		2	N	\$ 111,600	\$ -	\$ 111,600	\$1.5437	\$2.2845	\$ 1,722.76	\$ 2,620.21	\$ 280.74	\$ -	\$ 616.71	\$ 897.45	\$ -	\$ -	\$ 897.45
Cascio, Matthew V	53-01-42-309-004.000-008		2	N	\$ 111,700	\$ -	\$ 111,700	\$1.5437	\$2.2845	\$ 1,724.32	\$ 2,622.56	\$ 280.99	\$ -	\$ 617.25	\$ 898.24	\$ -	\$ -	\$ 898.24
Cascio, Matthew V	53-01-42-309-005.000-008		2	N	\$ 111,600	\$ -	\$ 111,600	\$1.5437	\$2.2845	\$ 1,722.76	\$ 2,620.21	\$ 280.74	\$ -	\$ 616.71	\$ 897.45	\$ -	\$ -	\$ 897.45
Walbridge, John	53-08-14-107-005.000-008		2	N	\$ 314,800	\$ 139,430	\$ 175,370	\$1.5437	\$2.2845	\$ 2,611.20	\$ 3,714.90	\$ 398.02	\$ -	\$ 705.68	\$ 1,103.70	\$ -	\$ -	\$ 1,103.70
Lloyd, Timothy N. & Marcia L.	53-08-14-100-014.000-008		2	N	\$ 276,400	\$ 120,205	\$ 156,195	\$1.5437	\$2.2845	\$ 2,337.78	\$ 3,524.64	\$ 377.63	\$ -	\$ 809.23	\$ 1,186.86	\$ -	\$ -	\$ 1,186.86
Drake, Joshua Craig & Janine Giordano	53-08-14-106-010.000-008		2	N	\$ 460,500	\$ 182,680	\$ 277,820	\$1.5437	\$2.2845	\$ 4,151.80	\$ 5,792.26	\$ 620.59	\$ -	\$ 1,019.87	\$ 1,640.46	\$ -	\$ -	\$ 1,640.46
Smith, Gerald Troy & Laura M Hurley	53-08-14-102-005.000-008		2	N	\$ 184,900	\$ 93,965	\$ 90,935	\$1.5437	\$2.2845	\$ 1,353.98	\$ 2,168.95	\$ 232.38	\$ -	\$ 582.59	\$ 814.97	\$ -	\$ -	\$ 814.97
Kelly, Caitlin	53-01-41-851-000.000-008		2	N	\$ 324,300	\$ 113,985	\$ 210,315	\$1.5437	\$2.2845	\$ 3,176.50	\$ 4,952.90	\$ 530.67	\$ -	\$ 1,245.73	\$ 1,776.40	\$ -	\$ -	\$ 1,776.40
Clear Creek Christian Church Inc	53-08-20-403-001.000-008		2	N	\$ 81,500	\$ -	\$ 81,500	\$1.5437	\$2.2845	\$ 1,258.12	\$ 1,913.50	\$ 205.02	\$ -	\$ 450.36	\$ 655.38	\$ 69.36	\$ 14.76	\$ 571.26
Clear Creek Christian Church Inc	53-08-20-400-053.000-008		2	N	\$ 19,100	\$ -	\$ 19,100	\$1.5437	\$2.2845	\$ 294.84	\$ 488.70	\$ 52.36	\$ -	\$ 141.50	\$ 193.86	\$ -	\$ -	\$ 193.86
Williams, Carol Sue & Hawkins, William A	53-08-01-400-051.000-008		2	N	\$ 282,100	\$ 145,035	\$ 137,065	\$1.5437	\$2.2845	\$ 2,040.84	\$ 3,054.24	\$ 327.24	\$ -	\$ 686.15	\$ 1,013.40	\$ 69.36	\$ 22.20	\$ 921.84
Van Pelt, Raymond D	53-08-20-400-056.000-008		2	N	\$ 32,100	\$ -	\$ 32,100	\$1.5437	\$2.2845	\$ 495.52	\$ 821.32	\$ 88.00	\$ -	\$ 237.80	\$ 325.80	\$ -	\$ -	\$ 325.80
Tolbert, Jacob & Hanna E	53-08-20-400-028.000-008		2	N	\$ 147,400	\$ 94,840	\$ 52,560	\$1.5437	\$2.2845	\$ 782.60	\$ 798.25	\$ -	\$ -	\$ 15.65	\$ 15.65	\$ 69.36	\$ 22.20	\$ (75.91)
Harlow Properties, LLC	53-08-16-300-002.000-008	2312	2	N	\$ 256,500	\$ -	\$ 256,500	\$1.5437	\$2.2845	\$ 3,959.60	\$ 6,562.88	\$ 703.17	\$ -	\$ 1,900.12	\$ 2,603.28	\$ 69.36	\$ 14.76	\$ 2,519.16
Monroe County Community School Corporation	53-08-20-402-004.000-008		2	N	\$ -	\$ -	\$ -	\$1.5437	\$2.2845	\$ -	\$ -	\$ -	\$ -	\$ -	\$ -	\$ -	\$ -	\$ -
Bailey, Donnetta Sue	53-08-20-400-098.000-008		2	N	\$ 73,800	\$ -	\$ 73,800	\$1.5437	\$2.2845	\$ 1,139.24	\$ 1,732.72	\$ 185.65	\$ -	\$ 407.83	\$ 593.48	\$ 69.36	\$ 14.76	\$ 509.36
Quarterround LLC	53-08-20-400-034.000-008	2027	2	N	\$ 111,400	\$ -	\$ 111,400	\$1.5437	\$2.2845	\$ 1,719.68	\$ 2,615.51	\$ 280.23	\$ -	\$ 615.60	\$ 895.83	\$ 69.36	\$ 14.76	\$ 811.71
Kinser, Steven D & Dana H	53-08-29-100-016.000-008	2146	2	N	\$ 87,100	\$ -	\$ 87,100	\$1.5437	\$2.2845	\$ 1,344.56	\$ 2,044.98	\$ 219.11	\$ -	\$ 481.32	\$ 700.42	\$ 69.36	\$ 14.76	\$ 616.30
Stancombe, Danielle T	53-08-21-200-046.000-008		2	N	\$ 131,500	\$ 75,100	\$ 56,400	\$1.5437	\$2.2845	\$ 840.04	\$ 1,392.35	\$ 149.18	\$ -	\$ 403.13	\$ 552.31	\$ 69.36	\$ 14.76	\$ 468.19
Farrell, George B & Marianne S	53-08-01-100-048.000-008		2	N	\$ 436,300	\$ 200,045	\$ 236,255	\$1.5437	\$2.2845	\$ 3,517.88	\$ 4,831.43	\$ 517.66	\$ -	\$ 795.89	\$ 1,313.55	\$ 69.36	\$ 22.20	\$ 1,221.99
Walsh, John F & Foutty, Jennifer L	53-08-11-101-004.000-008		2	N	\$ 27,100	\$ -	\$ 27,100	\$1.5437	\$2.2845	\$ 418.34	\$ 693.39	\$ 74.29	\$ -	\$ 200.76	\$ 275.05	\$ -	\$ -	\$ 275.05
Williams, Carol Sue	53-08-01-400-095.000-008	2202	2	N	\$ 144,400	\$ 3,000	\$ 141,400	\$1.5437	\$2.2845	\$ 2,182.80	\$ 3,387.07	\$ 362.90	\$ -	\$ 841.37	\$ 1,204.27	\$ 69.36	\$ 22.20	\$ 1,112.71
Crichfield, Trevor & Micah	53-08-20-400-005.000-008		2	N	\$ 106,400	\$ 66,490	\$ 39,910	\$1.5437	\$2.2845	\$ 594.24	\$ 984.93	\$ 105.52	\$ -	\$ 285.16	\$ 390.69	\$ 69.36	\$ 22.20	\$ 299.13
Skiles, Jack E & Jill A Rogers	53-08-20-400-066.000-008		2	N	\$ 152,800	\$ 85,415	\$ 67,385	\$1.5437	\$2.2845	\$ 1,003.34	\$ 1,663.00	\$ 178.17	\$ -	\$ 481.49	\$ 659.66	\$ 69.36	\$ 14.76	\$ 575.54
Dyer, Ryan K	53-08-14-300-003.000-008		2	N	\$ 180,000	\$ -	\$ 180,000	\$1.5437	\$2.2845	\$ 2,778.66	\$ 4,262.18	\$ 456.66	\$ -	\$ 1,026.86	\$ 1,483.52	\$ -	\$ -	\$ 1,483.52
Dyer, Randall W & Debra S	53-08-14-300-011.000-008		2	N	\$ 5,000	\$ -	\$ 5,000	\$1.5437	\$2.2845	\$ 77.18	\$ 127.93	\$ 13.71	\$ -	\$ 37.04	\$ 50.75	\$ -	\$ -	\$ 50.75
Rose, David A & Young, Jacob Whitney & Joshua Seth Trust & Newsome, Jessica Lynn	53-08-20-100-057.000-008		2	N	\$ 1,500	\$ -	\$ 1,500	\$1.5437	\$2.2845	\$ 23.16	\$ 38.38	\$ 4.11	\$ -	\$ 11.11	\$ 15.22	\$ -	\$ -	\$ 15.22
Homenda, Nicholas M & Caitlin S	53-08-11-101-072.000-008	1481	2	N	\$ 159,000	\$ 86,115	\$ 72,885	\$1.5437	\$2.2845	\$ 1,086.38	\$ 1,800.63	\$ 192.92	\$ -	\$ 521.33	\$ 714.25	\$ -	\$ -	\$ 714.25

City of Bloomington

Area #2: South-East Annexation Area - Tax Impacts Analysis



Note (1): This section shows the inc/(dec) in tax bills due to differences between township fire protection rates and the Monroe Fire Protection District fire rate

Owner Name	Parcel #	Waiver	Annexa tion Area	AG	2020 Pay 2021 Gross AV	2020 Pay 2021 Deductions /Exemptions	2020 Pay 2021 NAV	Pre-Annex 2020 Pay 2021 Prop Tax Rate	Post- Annex Prop Tax Rate	Pre-Annex Tax Bill	Post-Annex Tax Bill	Net Tax Bill Increase Due Solely to AV Growth (12% Aggregate over 4 years)	Net Tax Bill Increase Due to Difference Between Fire Rates (1)	Net Tax Bill Increase Due to Annexation	Total Post- Annexation Net Tax Bill Increase	Benefit 1 Yearly Sewer Bill Savings (@ 4000 Gal/Month)	Benefit 2 Yearly Fire Protection (Water Surcharge) Savings	Post-Annex Tax Bill Inc/(Dec) Net of Benefits
Axsom, Carolyn	53-08-14-300-016.000-008		2	N	\$ 111,100	\$ -	\$ 111,100	\$1.5437	\$2.2845	\$ 1,715.04	\$ 2,608.47	\$ 279.48	\$ -	\$ 613.95	\$ 893.43	\$ -	\$ -	\$ 893.43
Maze, Mallory Morgan & Brandon James; Maze, Mark T	53-08-11-101-012.000-008	1340	2	N	\$ 163,000	\$ 89,300	\$ 73,700	\$1.5437	\$2.2845	\$ 1,097.36	\$ 1,818.85	\$ 194.88	\$ -	\$ 526.61	\$ 721.49	\$ -	\$ -	\$ 721.49
Little, Matthew J	53-08-11-101-056.000-008	1339	2	N	\$ 169,500	\$ 91,575	\$ 77,925	\$1.5437	\$2.2845	\$ 1,160.28	\$ 1,923.12	\$ 206.05	\$ -	\$ 556.79	\$ 762.84	\$ -	\$ -	\$ 762.84
Cuddy, Duangnapa	53-08-11-101-079.000-008	1338	2	N	\$ 40,200	\$ 3,000	\$ 37,200	\$1.5437	\$2.2845	\$ 574.26	\$ 951.81	\$ 101.98	\$ -	\$ 275.57	\$ 377.55	\$ -	\$ -	\$ 377.55
Brummett, Heather A	53-08-11-101-030.000-008	1337	2	N	\$ 115,500	\$ 72,500	\$ 43,000	\$1.5437	\$2.2845	\$ 640.24	\$ 1,061.19	\$ 113.70	\$ -	\$ 307.25	\$ 420.95	\$ -	\$ -	\$ 420.95
Bloomington Mnthly Mtg Of The Relig Society Of Friends	53-08-11-101-035.000-008		2	N	\$ 7,100	\$ 7,100	\$ -	\$1.5437	\$2.2845	\$ -	\$ -	\$ -	\$ -	\$ -	\$ -	\$ -	\$ -	\$ -
Wenning, Adam	53-08-11-101-028.000-008	1341	2	N	\$ 166,600	\$ 90,560	\$ 76,040	\$1.5437	\$2.2845	\$ 1,132.20	\$ 1,876.60	\$ 201.07	\$ -	\$ 543.33	\$ 744.40	\$ -	\$ -	\$ 744.40
Old 37 LLC	53-08-21-200-061.000-008		2	N	\$ 165,600	\$ -	\$ 165,600	\$1.5437	\$2.2845	\$ 2,556.36	\$ 3,888.05	\$ 416.58	\$ -	\$ 915.11	\$ 1,331.69	\$ 69.36	\$ 14.76	\$ 1,247.57
Logsdon, Robert J Living Trust w/life estate	53-08-20-400-077.000-008		2	N	\$ 67,400	\$ -	\$ 67,400	\$1.5437	\$2.2845	\$ 1,040.46	\$ 1,688.90	\$ 180.95	\$ -	\$ 467.48	\$ 648.44	\$ 69.36	\$ 14.76	\$ 564.32
Tate, Debbie Rae & Travis	53-08-23-100-009.000-008		2	N	\$ 7,500	\$ -	\$ 7,500	\$1.5437	\$2.2845	\$ 115.78	\$ 191.90	\$ 20.56	\$ -	\$ 55.56	\$ 76.12	\$ -	\$ -	\$ 76.12
Reed, Cameron E	53-08-21-300-026.000-008		2	N	\$ 137,600	\$ 76,630	\$ 60,970	\$1.5437	\$2.2845	\$ 912.10	\$ 1,511.76	\$ 161.97	\$ -	\$ 437.69	\$ 599.66	\$ 69.36	\$ 14.76	\$ 515.54
Summitt, Larry D. & Linda	53-08-20-402-007.000-008		2	N	\$ 164,600	\$ 89,020	\$ 75,580	\$1.5437	\$2.2845	\$ 1,125.36	\$ 1,865.25	\$ 199.86	\$ -	\$ 540.04	\$ 739.89	\$ 69.36	\$ 22.20	\$ 648.33
Underwood, Jason L & April D	53-08-16-400-006.000-008		2	N	\$ 116,500	\$ -	\$ 116,500	\$1.5437	\$2.2845	\$ 1,798.40	\$ 2,735.25	\$ 293.06	\$ -	\$ 643.79	\$ 936.85	\$ -	\$ -	\$ 936.85
Ankrom, Marcia K.	53-08-21-301-062.000-008		2	N	\$ 100,800	\$ 78,530	\$ 22,270	\$1.5437	\$2.2845	\$ 272.16	\$ 277.60	\$ -	\$ -	\$ 5.44	\$ 5.44	\$ 69.36	\$ 14.76	\$ (78.68)
Powers, Kerry J & Stephanie	53-08-01-100-019.000-008		2	N	\$ 308,200	\$ 118,220	\$ 189,980	\$1.5437	\$2.2845	\$ 2,858.28	\$ 4,375.37	\$ 468.80	\$ -	\$ 1,048.29	\$ 1,517.09	\$ 69.36	\$ 14.76	\$ 1,432.97
Powers, Kerry J & Robertson , Stephanie	53-08-01-100-023.000-008		2	N	\$ 29,800	\$ -	\$ 29,800	\$1.5437	\$2.2845	\$ 460.02	\$ 762.47	\$ 81.69	\$ -	\$ 220.76	\$ 302.45	\$ -	\$ -	\$ 302.45
Powers, Kerry J & Stephanie	53-08-01-100-066.000-008		2	N	\$ 4,000	\$ -	\$ 4,000	\$1.5437	\$2.2845	\$ 61.76	\$ 102.35	\$ 10.97	\$ -	\$ 29.62	\$ 40.59	\$ -	\$ -	\$ 40.59
Seiffert, Erica M	53-08-21-200-054.000-008		2	N	\$ 93,200	\$ 59,830	\$ 33,370	\$1.5437	\$2.2845	\$ 503.10	\$ 833.87	\$ 89.33	\$ -	\$ 241.43	\$ 330.77	\$ 69.36	\$ 14.76	\$ 246.65
Cascio, Matthew V	53-01-42-309-006.000-008		2	N	\$ 111,700	\$ -	\$ 111,700	\$1.5437	\$2.2845	\$ 1,724.32	\$ 2,622.56	\$ 280.99	\$ -	\$ 617.25	\$ 898.24	\$ -	\$ -	\$ 898.24
Cascio, Matthew V	53-01-42-309-007.000-008		2	N	\$ 111,600	\$ -	\$ 111,600	\$1.5437	\$2.2845	\$ 1,722.76	\$ 2,620.21	\$ 280.74	\$ -	\$ 616.71	\$ 897.45	\$ -	\$ -	\$ 897.45
Cascio, Matthew V	53-01-42-309-008.000-008		2	N	\$ 111,700	\$ -	\$ 111,700	\$1.5437	\$2.2845	\$ 1,724.32	\$ 2,622.56	\$ 280.99	\$ -	\$ 617.25	\$ 898.24	\$ -	\$ -	\$ 898.24
Cascio, Matthew V	53-01-42-309-009.000-008		2	N	\$ 111,600	\$ -	\$ 111,600	\$1.5437	\$2.2845	\$ 1,722.76	\$ 2,620.21	\$ 280.74	\$ -	\$ 616.71	\$ 897.45	\$ -	\$ -	\$ 897.45
Cascio, Matthew V	53-01-42-309-010.000-008		2	N	\$ 111,700	\$ -	\$ 111,700	\$1.5437	\$2.2845	\$ 1,724.32	\$ 2,622.56	\$ 280.99	\$ -	\$ 617.25	\$ 898.24	\$ -	\$ -	\$ 898.24
Cascio, Matthew V	53-01-42-309-011.000-008		2	N	\$ 108,300	\$ -	\$ 108,300	\$1.5437	\$2.2845	\$ 1,671.84	\$ 2,551.37	\$ 273.36	\$ -	\$ 606.17	\$ 879.53	\$ -	\$ -	\$ 879.53
Cascio, Matthew V & Lorelei	53-01-42-310-000.000-008		2	N	\$ -	\$ -	\$ -	\$1.5437	\$2.2845	\$ -	\$ -	\$ -	\$ -	\$ -	\$ -	\$ -	\$ -	\$ -
Ratliff, Mary Burch	53-08-11-101-048.000-008		2	N	\$ 27,100	\$ -	\$ 27,100	\$1.5437	\$2.2845	\$ 418.34	\$ 693.39	\$ 74.29	\$ -	\$ 200.76	\$ 275.05	\$ -	\$ -	\$ 275.05
Ratliff, Mary Burch	53-08-11-101-049.000-008		2	N	\$ 27,100	\$ -	\$ 27,100	\$1.5437	\$2.2845	\$ 418.34	\$ 693.39	\$ 74.29	\$ -	\$ 200.76	\$ 275.05	\$ -	\$ -	\$ 275.05
Ratliff, Mary Burch	53-08-11-101-021.000-008		2	N	\$ 27,100	\$ -	\$ 27,100	\$1.5437	\$2.2845	\$ 418.34	\$ 693.39	\$ 74.29	\$ -	\$ 200.76	\$ 275.05	\$ -	\$ -	\$ 275.05
Ratliff, Mary Burch	53-08-11-101-032.000-008		2	N	\$ 27,100	\$ -	\$ 27,100	\$1.5437	\$2.2845	\$ 418.34	\$ 693.39	\$ 74.29	\$ -	\$ 200.76	\$ 275.05	\$ -	\$ -	\$ 275.05
Ratliff, Mary Burch	53-08-11-101-023.000-008		2	N	\$ 27,100	\$ -	\$ 27,100	\$1.5437	\$2.2845	\$ 418.34	\$ 693.39	\$ 74.29	\$ -	\$ 200.76	\$ 275.05	\$ -	\$ -	\$ 275.05
Welch, Rhonda J	53-08-21-200-135.000-008		2	N	\$ 149,700	\$ 78,205	\$ 71,495	\$1.5437	\$2.2845	\$ 1,072.96	\$ 1,778.38	\$ 190.53	\$ -	\$ 514.89	\$ 705.42	\$ 69.36	\$ 22.20	\$ 613.86
Merida, Brenda; w/l/e Merida, Lou Agnes	53-08-20-400-035.000-008		2	N	\$ 108,700	\$ 79,965	\$ 28,735	\$1.5437	\$2.2845	\$ 179.76	\$ 183.36	\$ -	\$ -	\$ 3.60	\$ 3.60	\$ 69.36	\$ 14.76	\$ (80.52)
Mikesell, John L & Karen R	53-08-01-400-176.000-008		2	Y	\$ 140,000	\$ -	\$ 140,000	\$1.5437	\$2.2845	\$ 2,161.18	\$ 2,161.18	\$ 1,155.75	\$ -	\$ -	\$ 1,155.75	\$ -	\$ -	\$ 1,155.75
Gentry Estates Dev Co Inc	53-01-42-168-002.000-008		2	N	\$ -	\$ -	\$ -	\$1.5437	\$2.2845	\$ -	\$ -	\$ -	\$ -	\$ -	\$ -	\$ -	\$ -	\$ -
Crosser, Alan J & Karen D	53-08-01-400-134.172-008	2231	2	N	\$ 416,400	\$ 177,990	\$ 238,410	\$1.5437	\$2.2845	\$ 3,549.84	\$ 4,920.82	\$ 527.23	\$ -	\$ 843.75	\$ 1,370.98	\$ 69.36	\$ 22.20	\$ 1,279.42
Hunt, Thomas Dana & Wiedke Tamara Dirks-Hunt	53-08-01-400-134.173-008	2231	2	N	\$ 477,700	\$ 196,095	\$ 281,605	\$1.5437	\$2.2845	\$ 4,193.54	\$ 5,667.28	\$ 607.22	\$ -	\$ 866.53	\$ 1,473.74	\$ 69.36	\$ 22.20	\$ 1,382.18
Li, Liang-Shi; Chen, Xi	53-08-01-400-134.174-008	2231	2	N	\$ 460,200	\$ 193,320	\$ 266,880	\$1.5437	\$2.2845	\$ 3,973.76	\$ 5,442.09	\$ 583.09	\$ -	\$ 885.25	\$ 1,468.33	\$ 69.36	\$ 22.20	\$ 1,376.77
Lindner, James R & Brianna K Giarratano	53-08-01-400-134.175-008	2231	2	N	\$ 608,600	\$ 245,260	\$ 363,340	\$1.5437	\$2.2845	\$ 5,410.00	\$ 7,208.21	\$ 772.31	\$ -	\$ 1,025.90	\$ 1,798.21	\$ 69.36	\$ 37.08	\$ 1,691.77
Grazzini, Stephen C & Maho S	53-08-01-400-134.176-008	2232	2	N	\$ 470,900	\$ 197,065	\$ 273,835	\$1.5437	\$2.2845	\$ 4,077.30	\$ 5,569.42	\$ 596.72	\$ -	\$ 895.40	\$ 1,492.12	\$ 69.36	\$ 22.20	\$ 1,400.56
Grazzini, Stephen	53-08-01-400-134.177-008	2232	2	N	\$ 62,500	\$ -	\$ 62,500	\$1.5437	\$2.2845	\$ 964.80	\$ 1,599.14	\$ 171.34	\$ -	\$ 463.01	\$ 634.34	\$ -	\$ -	\$ 634.34
Thiel, Peter & Rayette	53-08-01-400-134.178-008	2232	2	N	\$ 464,600	\$ 194,860	\$ 269,740	\$1.5437	\$2.2845	\$ 4,016.32	\$ 5,494.45	\$ 588.69	\$ -	\$ 889.44	\$ 1,478.13	\$ 69.36	\$ 22.20	\$ 1,386.57
Tate, David M & Benna K	53-08-01-400-134.179-008	2232	2	N	\$ 464,400	\$ 191,790	\$ 272,610	\$1.5437	\$2.2845	\$ 4,059.06	\$ 5,495.30	\$ 588.78	\$ -	\$ 847.46	\$ 1,436.24	\$ 69.36	\$ 22.20	\$ 1,344.68
Viers, Christopher James & Viers, Keri Melynn Revocable Trust	53-08-01-400-134.180-008	2233	2	N	\$ 431,600	\$ 183,310	\$ 248,290	\$1.5437	\$2.2845	\$ 3,696.94	\$ 5,101.72	\$ 546.62	\$ -	\$ 858.16	\$ 1,404.78	\$ 69.36	\$ 22.20	\$ 1,313.22

City of Bloomington

Area #2: South-East Annexation Area - Tax Impacts Analysis

Note (1): This section shows the inc/(dec) in tax bills due to differences between township fire protection rates and the Monroe Fire Protection District fire rate

Owner Name	Parcel #	Waiver	Annexation Area	AG	2020 Pay 2021 Gross AV	2020 Pay 2021 Deductions /Exemptions	2020 Pay 2021 NAV	Pre-Annex 2021 Prop Tax Rate	Post-Annex Prop Tax Rate	Pre-Annex Tax Bill	Post-Annex Tax Bill	Net Tax Bill Increase Due Solely to AV Growth (12% Aggregate over 4 years)	Net Tax Bill Increase Due to Difference Between Fire Rates (1)	Net Tax Bill Increase Due to Annexation	Total Post-Annexation Net Tax Bill Increase	Benefit 1 Yearly Sewer Bill Savings (@ 4000 Gal/Month)	Benefit 2 Yearly Fire Protection (Water Surcharge) Savings	Post-Annex Tax Bill Inc/(Dec) Net of Benefits
Coyner, Kenneth & Crawford, Erika Revocable Trust	53-08-01-400-134.181-008	2233	2	N	\$ 406,500	\$ 174,525	\$ 231,975	\$1.5437	\$2.2845	\$ 3,454.02	\$ 4,803.00	\$ 514.61	\$ -	\$ 834.37	\$ 1,348.98	\$ 69.36	\$ 22.20	\$ 1,257.42
Stoddard, Raymond A & Sharon L Revocable Living Trust	53-08-14-100-008.000-008		2	N	\$ 341,800	\$ 144,505	\$ 197,295	\$1.5437	\$2.2845	\$ 2,944.48	\$ 4,207.29	\$ 450.77	\$ -	\$ 812.04	\$ 1,262.81	\$ -	\$ -	\$ 1,262.81
Shahbahrami, Frank Bradley	53-01-42-332-000.000-008		2	N	\$ 117,200	\$ -	\$ 117,200	\$1.5437	\$2.2845	\$ 1,809.22	\$ 2,998.71	\$ 321.29	\$ -	\$ 868.20	\$ 1,189.49	\$ -	\$ -	\$ 1,189.49
Quarterround LLC	53-08-20-400-029.000-008	2027	2	N	\$ 133,500	\$ -	\$ 133,500	\$1.5437	\$2.2845	\$ 2,060.84	\$ 3,134.39	\$ 335.83	\$ -	\$ 737.72	\$ 1,073.55	\$ 69.36	\$ 22.20	\$ 981.99
Monroe, Lodge 22f & Am	53-08-21-200-052.000-008		2	N	\$ 542,800	\$ 542,800	\$ -	\$1.5437	\$2.2845	\$ -	\$ -	\$ -	\$ -	\$ -	\$ -	\$ 69.36	\$ 22.20	\$ (91.56)
AFH Properties LLC	53-08-21-200-142.000-008		2	N	\$ 144,500	\$ -	\$ 144,500	\$1.5437	\$2.2845	\$ 2,230.64	\$ 3,697.22	\$ 396.13	\$ -	\$ 1,070.45	\$ 1,466.58	\$ -	\$ -	\$ 1,466.58
Chambers, Benjamin M & Brenda L	53-08-21-200-145.000-008		2	N	\$ 546,300	\$ 163,125	\$ 383,175	\$1.5437	\$2.2845	\$ 5,795.00	\$ 8,433.84	\$ 903.63	\$ -	\$ 1,735.22	\$ 2,638.84	\$ -	\$ -	\$ 2,638.84
Ozcelik, Oner & Teuta	53-08-14-106-012.000-008		2	N	\$ 263,900	\$ 122,375	\$ 141,525	\$1.5437	\$2.2845	\$ 2,109.12	\$ 3,119.97	\$ 334.28	\$ -	\$ 676.57	\$ 1,010.85	\$ -	\$ -	\$ 1,010.85
Nicholson, Donald L	53-08-21-200-050.000-008		2	N	\$ 89,800	\$ -	\$ 89,800	\$1.5437	\$2.2845	\$ 1,386.24	\$ 2,108.37	\$ 225.90	\$ -	\$ 496.24	\$ 722.13	\$ 69.36	\$ 22.20	\$ 630.57
Pettay, Lee	53-08-21-100-071.000-008	2319	2	N	\$ 295,400	\$ 125,245	\$ 170,155	\$1.5437	\$2.2845	\$ 2,548.16	\$ 3,813.73	\$ 408.62	\$ -	\$ 856.95	\$ 1,265.57	\$ -	\$ -	\$ 1,265.57
Bridlewood Dev Group LLC	53-08-21-100-039.000-008	2298	2	N	\$ -	\$ -	\$ -	\$1.5437	\$2.2845	\$ -	\$ -	\$ -	\$ -	\$ -	\$ -	\$ -	\$ -	\$ -
Ast, Eric G & Sonja	53-08-21-100-151.000-008		2	N	\$ -	\$ -	\$ -	\$1.5437	\$2.2845	\$ -	\$ -	\$ -	\$ -	\$ -	\$ -	\$ -	\$ -	\$ -
Ast, Eric G & Sonja	53-08-21-100-069.000-008		2	N	\$ 120,800	\$ 3,000	\$ 117,800	\$1.5437	\$2.2845	\$ 1,818.48	\$ 3,014.07	\$ 322.94	\$ -	\$ 872.65	\$ 1,195.59	\$ -	\$ -	\$ 1,195.59
Cornelius, Matthew R	53-08-21-100-081.000-008	1915	2	N	\$ 512,300	\$ 211,555	\$ 300,745	\$1.5437	\$2.2845	\$ 4,477.98	\$ 6,062.12	\$ 649.51	\$ -	\$ 934.64	\$ 1,584.14	\$ 69.36	\$ 22.20	\$ 1,492.58
Byers, Kendall A & John E	53-08-21-100-072.000-008	2462	2	N	\$ 607,000	\$ 242,845	\$ 364,155	\$1.5437	\$2.2845	\$ 5,423.40	\$ 7,188.18	\$ 770.17	\$ -	\$ 994.61	\$ 1,764.78	\$ -	\$ -	\$ 1,764.78
Fielding, George & Jo Ellen	53-08-01-400-134.182-008	2233	2	N	\$ 469,400	\$ 193,540	\$ 275,860	\$1.5437	\$2.2845	\$ 4,107.44	\$ 5,554.81	\$ 595.15	\$ -	\$ 852.21	\$ 1,447.37	\$ 69.36	\$ 22.20	\$ 1,355.81
Fielding, George & Jo Ellen	53-08-01-400-134.183-008	2233	2	N	\$ 90,000	\$ -	\$ 90,000	\$1.5437	\$2.2845	\$ 1,389.32	\$ 2,302.77	\$ 246.72	\$ -	\$ 666.72	\$ 913.45	\$ -	\$ -	\$ 913.45
Barnes Drive LLC	53-08-01-400-134.184-008	2234	2	N	\$ 481,600	\$ 197,810	\$ 283,790	\$1.5437	\$2.2845	\$ 4,225.52	\$ 5,700.01	\$ 610.72	\$ -	\$ 863.77	\$ 1,474.49	\$ 69.36	\$ 22.20	\$ 1,382.93
Clark, John D & Schwierr, Carrie L	53-08-01-400-134.185-008	2234	2	N	\$ 526,800	\$ 216,630	\$ 310,170	\$1.5437	\$2.2845	\$ 4,618.32	\$ 6,234.69	\$ 668.00	\$ -	\$ 948.37	\$ 1,616.37	\$ 69.36	\$ 22.20	\$ 1,524.81
Holcomb, Kimra D	53-08-01-400-134.186-008	2234	2	N	\$ 589,500	\$ 235,575	\$ 353,925	\$1.5437	\$2.2845	\$ 5,269.80	\$ 6,984.13	\$ 748.30	\$ -	\$ 966.03	\$ 1,714.33	\$ 69.36	\$ 22.20	\$ 1,622.77
Meier, Allen W Revocable Trust & Meier, Angela F Revocable Trust	53-08-01-400-134.187-008	2234	2	N	\$ 574,600	\$ 233,010	\$ 341,590	\$1.5437	\$2.2845	\$ 5,086.14	\$ 6,792.75	\$ 727.80	\$ -	\$ 978.81	\$ 1,706.61	\$ 69.36	\$ 22.20	\$ 1,615.05
Yan, Ge & Zhang, Jingjing	53-08-21-100-066.000-008	1915	2	N	\$ 492,900	\$ 201,765	\$ 291,135	\$1.5437	\$2.2845	\$ 4,334.88	\$ 5,834.48	\$ 625.12	\$ -	\$ 874.48	\$ 1,499.60	\$ 69.36	\$ 22.20	\$ 1,408.04
Dustin, John U	53-08-21-100-115.000-008	1915	2	N	\$ 544,800	\$ 219,930	\$ 324,870	\$1.5437	\$2.2845	\$ 4,837.20	\$ 6,452.14	\$ 691.29	\$ -	\$ 923.65	\$ 1,614.94	\$ 69.36	\$ 22.20	\$ 1,523.38
Turner, Cicely C & Nathan Edward	53-08-15-400-002.000-008		2	N	\$ 229,700	\$ 137,430	\$ 92,270	\$1.5437	\$2.2845	\$ 1,373.86	\$ 2,277.12	\$ 243.97	\$ -	\$ 659.29	\$ 903.26	\$ -	\$ -	\$ 903.26
Lampke, David & Tina Tuley- Lampke	53-08-21-200-051.000-008		2	N	\$ 186,300	\$ 71,135	\$ 115,165	\$1.5437	\$2.2845	\$ 1,754.28	\$ 2,780.57	\$ 297.92	\$ -	\$ 728.37	\$ 1,026.29	\$ 69.36	\$ 14.76	\$ 942.17
Haney, Michell & Timothy	53-08-21-200-067.000-008		2	N	\$ 102,400	\$ -	\$ 102,400	\$1.5437	\$2.2845	\$ 1,580.76	\$ 2,418.96	\$ 259.17	\$ -	\$ 579.02	\$ 838.20	\$ 69.36	\$ 14.76	\$ 754.08
Harden, Virgil; Harden , Rose; Harden , Goldie; c / O Houshour , C	53-08-23-100-007.000-008		2	N	\$ 116,100	\$ 41,070	\$ 75,030	\$1.5437	\$2.2845	\$ 1,150.34	\$ 1,801.69	\$ 193.05	\$ -	\$ 458.30	\$ 651.35	\$ -	\$ -	\$ 651.35
Wang, Chuhua & Chen, Cheng	53-08-14-200-040.004-008	2029	2	N	\$ 183,200	\$ 93,370	\$ 89,830	\$1.5437	\$2.2845	\$ 1,337.54	\$ 2,148.74	\$ 230.23	\$ -	\$ 580.97	\$ 811.20	\$ 69.36	\$ 22.20	\$ 719.64
Tian, Ye	53-08-14-200-040.005-008	2029	2	N	\$ 154,800	\$ -	\$ 154,800	\$1.5437	\$2.2845	\$ 2,389.64	\$ 3,634.48	\$ 389.41	\$ -	\$ 855.43	\$ 1,244.84	\$ 69.36	\$ 22.20	\$ 1,153.28
BBR Management LLC	53-08-14-200-040.006-008	2029	2	N	\$ 163,900	\$ -	\$ 163,900	\$1.5437	\$2.2845	\$ 2,530.12	\$ 3,848.14	\$ 412.30	\$ -	\$ 905.72	\$ 1,318.02	\$ 69.36	\$ 22.20	\$ 1,226.46
New, David F & Misty R	53-08-14-200-040.007-008	2029	2	N	\$ 180,100	\$ 95,285	\$ 84,815	\$1.5437	\$2.2845	\$ 1,262.86	\$ 2,093.15	\$ 224.27	\$ -	\$ 606.02	\$ 830.29	\$ 69.36	\$ 22.20	\$ 738.73
Thomas, James E	53-08-14-200-040.008-008	2029	2	N	\$ 183,200	\$ -	\$ 183,200	\$1.5437	\$2.2845	\$ 2,828.06	\$ 4,301.27	\$ 460.85	\$ -	\$ 1,012.36	\$ 1,473.21	\$ 69.36	\$ 22.20	\$ 1,381.65
Bonine, Michael L & Karol M	53-08-14-200-040.009-008	2029	2	N	\$ 154,800	\$ 83,430	\$ 71,370	\$1.5437	\$2.2845	\$ 1,062.68	\$ 1,761.33	\$ 188.71	\$ -	\$ 509.94	\$ 698.65	\$ 69.36	\$ 22.20	\$ 607.09
Cheng, Albert H & Doris	53-08-14-200-040.010-008	2029	2	N	\$ 159,600	\$ -	\$ 159,600	\$1.5437	\$2.2845	\$ 2,463.76	\$ 3,747.18	\$ 401.48	\$ -	\$ 881.93	\$ 1,283.42	\$ 69.36	\$ 22.20	\$ 1,191.86
Cross, Dionne I	53-08-14-200-040.011-008	2029	2	N	\$ 159,600	\$ 3,000	\$ 156,600	\$1.5437	\$2.2845	\$ 2,417.44	\$ 3,743.94	\$ 401.14	\$ -	\$ 925.37	\$ 1,326.50	\$ 69.36	\$ 22.20	\$ 1,234.94
Disque, Donna L	53-08-14-200-040.012-008	2029	2	N	\$ 162,900	\$ 89,265	\$ 73,635	\$1.5437	\$2.2845	\$ 1,096.40	\$ 1,817.23	\$ 194.70	\$ -	\$ 526.13	\$ 720.83	\$ 69.36	\$ 22.20	\$ 629.27
Townhomes on the Green LLC	53-08-14-200-040.013-008	2029	2	N	\$ 167,500	\$ -	\$ 167,500	\$1.5437	\$2.2845	\$ 2,585.70	\$ 3,932.66	\$ 421.36	\$ -	\$ 925.60	\$ 1,346.96	\$ 69.36	\$ 22.20	\$ 1,255.40
Thomas, Beena	53-08-14-200-040.014-008	2029	2	N	\$ 180,100	\$ -	\$ 180,100	\$1.5437	\$2.2845	\$ 2,780.20	\$ 4,228.49	\$ 453.05	\$ -	\$ 995.24	\$ 1,448.29	\$ 69.36	\$ 22.20	\$ 1,356.73
Kasa, Muhammad Nubli Mohd	53-08-14-200-040.015-008	2029	2	N	\$ 183,200	\$ 96,370	\$ 86,830	\$1.5437	\$2.2845	\$ 1,292.86	\$ 2,142.89	\$ 229.60	\$ -	\$ 620.42	\$ 850.03	\$ 69.36	\$ 22.20	\$ 758.47
Pankavich, Stephen D	53-08-14-200-040.016-008	2029	2	N	\$ 162,900	\$ -	\$ 162,900	\$1.5437	\$2.2845	\$ 2,514.68	\$ 3,824.66	\$ 409.78	\$ -	\$ 900.19	\$ 1,309.98	\$ 69.36	\$ 22.20	\$ 1,218.42
BBR Management LLC	53-08-14-200-040.017-008	2029	2	N	\$ 164,300	\$ -	\$ 164,300	\$1.5437	\$2.2845	\$ 2,536.30	\$ 3,857.53	\$ 413.31	\$ -	\$ 907.92	\$ 1,321.23	\$ 69.36	\$ 22.20	\$ 1,229.67
Wang, Jinmei	53-08-14-200-040.018-008	2029	2	N	\$ 162,900	\$ -	\$ 162,900	\$1.5437	\$2.2845	\$ 2,514.68	\$ 3,824.66	\$ 409.78	\$ -	\$ 900.19	\$ 1,309.98	\$ 69.36	\$ 22.20	\$ 1,218.42
Quigley, Linda E	53-08-14-200-040.019-008	2029	2	N	\$ 159,600	\$ 88,110	\$ 71,490	\$1.5437	\$2.2845	\$ 1,064.46	\$ 1,764.31	\$ 189.04	\$ -	\$ 510.81	\$ 699.85	\$ 69.36	\$ 22.20	\$ 608.29
Mahdi, Mohammed M	53-08-14-200-036.020-008	2029	2	N	\$ 162,900	\$ 89,265	\$ 73,635	\$1.5437	\$2.2845	\$ 1,096.40	\$ 1,817.23	\$ 194.70	\$ -	\$ 526.13	\$ 720.83	\$ 69.36	\$ 22.20	\$ 629.27
Xun, Pengcheng	53-08-14-200-036.021-008	2029	2	N	\$ 164,300	\$ -	\$ 164,300	\$1.5437	\$2.2845	\$ 2,536.30	\$ 3,857.53	\$ 413.31	\$ -	\$ 907.92	\$ 1,321.23	\$ 69.36	\$ 22.20	\$ 1,229.67
Henson, David L & Lesa D	53-08-14-200-036.022-008	2029	2	N	\$ 162,900	\$ -	\$ 162,900	\$1.5437	\$2.2845	\$ 2,514.68	\$ 3,824.66	\$ 409.78	\$ -	\$ 900.19	\$ 1,309.98	\$ 69.36	\$ 22.20	\$ 1,218.42

City of Bloomington

Area #2: South-East Annexation Area - Tax Impacts Analysis



Note (1): This section shows the inc/(dec) in tax bills due to differences between township fire protection rates and the Monroe Fire Protection District fire rate

Owner Name	Parcel #	Waiver	Annexation Area	AG	2020 Pay 2021 Gross AV	2020 Pay 2021 Deductions /Exemptions	2020 Pay 2021 NAV	Pre-Annex 2020 Pay 2021 Prop Tax Rate	Post-Annex Prop Tax Rate	Pre-Annex Tax Bill	Post-Annex Tax Bill	Net Tax Bill Increase Due Solely to AV Growth (12% Aggregate over 4 years)	Net Tax Bill Increase Due to Difference Between Fire Rates (1)	Net Tax Bill Increase Due to Annexation	Total Post-Annexation Net Tax Bill Increase	Benefit 1 Yearly Sewer Bill Savings (@ 4000 Gal/Month)	Benefit 2 Yearly Fire Protection (Water Surcharge) Savings	Post-Annex Tax Bill Inc/(Dec) Net of Benefits
Henson, David L & Lesa D	53-08-14-200-036.023-008	2029	2	N	\$ 164,300	\$ -	\$ 164,300	\$1.5437	\$2.2845	\$ 2,536.30	\$ 3,857.53	\$ 413.31	\$ -	\$ 907.92	\$ 1,321.23	\$ 69.36	\$ 22.20	\$ 1,229.67
Ma, Haozhen	53-08-14-200-036.024-008	2029	2	N	\$ 160,800	\$ 85,530	\$ 75,270	\$1.5437	\$2.2845	\$ 1,120.74	\$ 1,857.58	\$ 199.02	\$ -	\$ 537.82	\$ 736.84	\$ 69.36	\$ 22.20	\$ 645.28
BBR Management LLC	53-08-14-200-036.025-008	2029	2	N	\$ 162,900	\$ -	\$ 162,900	\$1.5437	\$2.2845	\$ 2,514.68	\$ 3,824.66	\$ 409.78	\$ -	\$ 900.19	\$ 1,309.98	\$ 69.36	\$ 22.20	\$ 1,218.42
Dathe, Edmund F & Mary Ann	53-08-14-100-007.000-008		2	N	\$ 247,400	\$ 124,880	\$ 122,520	\$1.5437	\$2.2845	\$ 1,824.28	\$ 2,795.50	\$ 299.51	\$ -	\$ 671.71	\$ 971.22	\$ -	\$ -	\$ 971.22
Blair, Richard L. & Carol A.	53-08-21-300-074.000-008		2	N	\$ 132,000	\$ 78,450	\$ 53,550	\$1.5437	\$2.2845	\$ 797.34	\$ 1,321.57	\$ 141.60	\$ -	\$ 382.63	\$ 524.23	\$ 69.36	\$ 14.76	\$ 440.11
Williams, Chris A & Williams, Tina M	53-08-01-100-013.000-008		2	N	\$ 299,300	\$ 132,560	\$ 166,740	\$1.5437	\$2.2845	\$ 2,488.00	\$ 3,627.49	\$ 388.66	\$ -	\$ 750.83	\$ 1,139.49	\$ 69.36	\$ 22.20	\$ 1,047.93
Williams, Luther	53-08-28-200-013.000-008		2	N	\$ 4,900	\$ -	\$ 4,900	\$1.5437	\$2.2845	\$ 75.64	\$ 125.37	\$ 13.43	\$ -	\$ 36.30	\$ 49.73	\$ -	\$ -	\$ 49.73
Webb, Leslie Dale & Elsie Marie Revocable Trusts	53-08-20-400-042.000-008		2	N	\$ 138,800	\$ -	\$ 138,800	\$1.5437	\$2.2845	\$ 2,142.64	\$ 3,265.15	\$ 349.84	\$ -	\$ 772.67	\$ 1,122.51	\$ 69.36	\$ 22.20	\$ 1,030.95
Malham Properties LLC	53-08-20-401-001.000-008	1905	2	N	\$ 519,500	\$ 84,925	\$ 434,575	\$1.5437	\$2.2845	\$ 6,671.00	\$ 11,056.94	\$ 1,184.67	\$ -	\$ 3,201.27	\$ 4,385.94	\$ 69.36	\$ 22.20	\$ 4,294.38
Williams, David A & Mary Ann	53-08-20-401-002.000-008	1145	2	N	\$ 205,800	\$ 100,440	\$ 105,360	\$1.5437	\$2.2845	\$ 1,570.08	\$ 2,450.53	\$ 262.55	\$ -	\$ 617.90	\$ 880.45	\$ 69.36	\$ 14.76	\$ 796.33
Freeman, Timothy J & Kimberly J	53-08-01-400-050.000-008		2	N	\$ 90,800	\$ -	\$ 90,800	\$1.5437	\$2.2845	\$ 1,401.68	\$ 2,131.85	\$ 228.41	\$ -	\$ 501.76	\$ 730.17	\$ 69.36	\$ 22.20	\$ 638.61
Henderson, Daniel L & Diana Daun	53-08-11-406-005.000-008	1627	2	N	\$ 379,200	\$ 155,775	\$ 223,425	\$1.5437	\$2.2845	\$ 3,336.40	\$ 4,723.56	\$ 506.10	\$ -	\$ 881.07	\$ 1,387.16	\$ 69.36	\$ 22.20	\$ 1,295.60
Smith, Charles K & Maxine K	53-08-11-406-001.000-008	1627	2	N	\$ 447,300	\$ 185,805	\$ 261,495	\$1.5437	\$2.2845	\$ 3,893.56	\$ 5,291.79	\$ 566.97	\$ -	\$ 831.26	\$ 1,398.23	\$ 69.36	\$ 22.20	\$ 1,306.67
Seward, Lorna Ross Rev Trust	53-08-11-406-003.000-008	1627	2	N	\$ 409,100	\$ 172,435	\$ 236,665	\$1.5437	\$2.2845	\$ 3,523.84	\$ 4,837.18	\$ 518.27	\$ -	\$ 795.07	\$ 1,313.34	\$ 69.36	\$ 22.20	\$ 1,221.78
Simpson, Jerry B & Sharon L Living Trust	53-08-21-100-123.000-008	2201	2	N	\$ 199,300	\$ 92,705	\$ 106,595	\$1.5437	\$2.2845	\$ 1,597.02	\$ 2,586.66	\$ 277.13	\$ -	\$ 712.51	\$ 989.64	\$ 69.36	\$ 22.20	\$ 898.08
Wingard, Ben & Sarah	53-08-11-400-001.000-008	1627	2	N	\$ 203,600	\$ 96,615	\$ 106,985	\$1.5437	\$2.2845	\$ 1,602.12	\$ 2,584.34	\$ 276.89	\$ -	\$ 705.33	\$ 982.22	\$ -	\$ -	\$ 982.22
Grossman, R Daniel M D & Maureen Adell	53-08-11-400-014.000-008	1627	2	Y	\$ 1,917,900	\$ 510,550	\$ 1,407,350	\$1.5437	\$2.2845	\$ 21,092.14	\$ 21,092.14	\$ 5,232.17	\$ -	\$ -	\$ 5,232.17	\$ -	\$ -	\$ 5,232.17
Essl, Robert A & Nancy H	53-08-11-400-008.000-008	1627	2	N	\$ 2,900	\$ -	\$ 2,900	\$1.5437	\$2.2845	\$ 44.76	\$ 74.20	\$ 7.95	\$ -	\$ 21.49	\$ 29.44	\$ -	\$ -	\$ 29.44
Board Of Commissioners Monroe Co	53-08-11-400-025.000-008	1627	2	N	\$ -	\$ -	\$ -	\$1.5437	\$2.2845	\$ -	\$ -	\$ -	\$ -	\$ -	\$ -	\$ -	\$ -	\$ -
Grossman, R Daniel M D & Maureen Adell	53-08-11-400-026.000-008	1627	2	Y	\$ 485,500	\$ -	\$ 485,500	\$1.5437	\$2.2845	\$ 7,494.66	\$ 7,494.66	\$ 4,423.10	\$ -	\$ -	\$ 4,423.10	\$ -	\$ -	\$ 4,423.10
Stone Ridge Community Association Inc	53-08-11-406-015.000-008	1627	2	N	\$ -	\$ -	\$ -	\$1.5437	\$2.2845	\$ -	\$ -	\$ -	\$ -	\$ -	\$ -	\$ 69.36	\$ 22.20	\$ (91.56)
Stone Ridge Community Association Inc	53-08-11-406-008.000-008	1627	2	N	\$ -	\$ -	\$ -	\$1.5437	\$2.2845	\$ -	\$ -	\$ -	\$ -	\$ -	\$ -	\$ -	\$ -	\$ -
Saddlebrook Estates LLC	53-08-11-406-016.000-008	1627	2	N	\$ -	\$ -	\$ -	\$1.5437	\$2.2845	\$ -	\$ -	\$ -	\$ -	\$ -	\$ -	\$ -	\$ -	\$ -
Gates, Whitney A	53-08-11-406-015.004-008	1627	2	N	\$ 491,200	\$ 204,170	\$ 287,030	\$1.5437	\$2.2845	\$ 4,273.76	\$ 5,811.03	\$ 622.62	\$ -	\$ 914.65	\$ 1,537.27	\$ 69.36	\$ 22.20	\$ 1,445.71
Fox, Tracy E	53-08-11-406-015.001-008	1627	2	N	\$ 125,000	\$ -	\$ 125,000	\$1.5437	\$2.2845	\$ 1,929.62	\$ 3,198.29	\$ 342.67	\$ -	\$ 925.99	\$ 1,268.67	\$ -	\$ -	\$ 1,268.67
Cortellini, Paul J & Rosalind	53-08-11-406-015.005-008	1627	2	N	\$ 530,700	\$ 217,995	\$ 312,705	\$1.5437	\$2.2845	\$ 4,656.06	\$ 6,281.12	\$ 672.98	\$ -	\$ 952.07	\$ 1,625.06	\$ 69.36	\$ 22.20	\$ 1,533.50
Carrasquel, Juan Carlos & Jennifer L	53-08-11-406-011.000-008	1627	2	N	\$ 347,100	\$ 153,735	\$ 193,365	\$1.5437	\$2.2845	\$ 2,879.14	\$ 4,096.08	\$ 438.87	\$ -	\$ 778.07	\$ 1,216.94	\$ 69.36	\$ 22.20	\$ 1,125.38
White, John Philip & Barbara P	53-08-11-406-014.000-008	1627	2	N	\$ 532,500	\$ 207,610	\$ 324,890	\$1.5437	\$2.2845	\$ 4,850.04	\$ 6,619.16	\$ 709.20	\$ -	\$ 1,059.92	\$ 1,769.12	\$ 69.36	\$ 22.20	\$ 1,677.56
Ross, Gary	53-08-14-300-009.000-008		2	N	\$ 903,100	\$ -	\$ 903,100	\$1.5437	\$2.2845	\$ 13,941.16	\$ 21,485.92	\$ 2,302.06	\$ -	\$ 5,242.70	\$ 7,544.76	\$ -	\$ -	\$ 7,544.76
S P C Dev Corp	53-08-14-300-001.000-008		2	N	\$ -	\$ -	\$ -	\$1.5437	\$2.2845	\$ -	\$ -	\$ -	\$ -	\$ -	\$ -	\$ -	\$ -	\$ -
Sutkowski, Edward G & Amy S	53-08-16-400-001.001-008		2	N	\$ 166,400	\$ 90,490	\$ 75,910	\$1.5437	\$2.2845	\$ 1,130.28	\$ 1,873.38	\$ 200.72	\$ -	\$ 542.39	\$ 743.10	\$ -	\$ -	\$ 743.10
Ganza, Kenneth S & Denise S Hyle	53-08-14-102-008.000-008		2	N	\$ 199,700	\$ 101,970	\$ 97,730	\$1.5437	\$2.2845	\$ 1,455.16	\$ 2,336.46	\$ 250.34	\$ -	\$ 630.95	\$ 881.30	\$ -	\$ -	\$ 881.30
Rowe, Gregory H	53-08-01-400-134.188-008	2235	2	N	\$ 536,500	\$ 217,025	\$ 319,475	\$1.5437	\$2.2845	\$ 4,756.88	\$ 6,353.37	\$ 680.72	\$ -	\$ 915.77	\$ 1,596.49	\$ 69.36	\$ 22.20	\$ 1,504.93
Plummer, Dustin L & Roberta Marlene	53-08-01-400-134.189-008	2235	2	N	\$ 552,300	\$ 225,555	\$ 326,745	\$1.5437	\$2.2845	\$ 4,865.12	\$ 6,538.17	\$ 700.51	\$ -	\$ 972.54	\$ 1,673.05	\$ 69.36	\$ 22.20	\$ 1,581.49
Fritz, Adam & Brandi	53-08-01-400-134.190-008	2235	2	N	\$ 375,400	\$ 163,640	\$ 211,760	\$1.5437	\$2.2845	\$ 3,153.04	\$ 4,432.87	\$ 474.95	\$ -	\$ 804.88	\$ 1,279.83	\$ 69.36	\$ 22.20	\$ 1,188.27
Freeman, James & Heather	53-08-01-400-134.191-008	2235	2	N	\$ 90,000	\$ 3,000	\$ 87,000	\$1.5437	\$2.2845	\$ 1,343.02	\$ 2,226.01	\$ 238.50	\$ -	\$ 644.49	\$ 882.99	\$ -	\$ -	\$ 882.99
Scott, Leslie E	53-08-01-400-134.192-008	2236	2	N	\$ 90,000	\$ -	\$ 90,000	\$1.5437	\$2.2845	\$ 1,389.32	\$ 2,302.77	\$ 246.72	\$ -	\$ 666.72	\$ 913.45	\$ -	\$ -	\$ 913.45
Scott, Leslie E	53-08-01-400-134.193-008	2236	2	N	\$ 384,800	\$ 163,930	\$ 220,870	\$1.5437	\$2.2845	\$ 3,288.68	\$ 4,547.97	\$ 487.28	\$ -	\$ 772.02	\$ 1,259.29	\$ 69.36	\$ 22.20	\$ 1,167.73
Barnett, David L & Judith C	53-08-01-400-134.194-008	2236	2	N	\$ 379,800	\$ 162,180	\$ 217,620	\$1.5437	\$2.2845	\$ 3,240.28	\$ 4,488.47	\$ 480.90	\$ -	\$ 767.29	\$ 1,248.19	\$ 69.36	\$ 22.20	\$ 1,156.63
Kubow, Patricia Kristine	53-08-01-400-134.195-008	2236	2	N	\$ 417,200	\$ 178,270	\$ 238,930	\$1.5437	\$2.2845	\$ 3,557.58	\$ 4,930.35	\$ 528.26	\$ -	\$ 844.51	\$ 1,372.77	\$ 69.36	\$ 22.20	\$ 1,281.21

City of Bloomington

Area #2: South-East Annexation Area - Tax Impacts Analysis

Note (1): This section shows the inc/(dec) in tax bills due to differences between township fire protection rates and the Monroe Fire Protection District fire rate

Owner Name	Parcel #	Waiver	Annexation Area	AG	2020 Pay 2021 Gross AV	2020 Pay 2021 Deductions /Exemptions	2020 Pay 2021 NAV	Pre-Annex 2020 Pay 2021 Prop Tax Rate	Post-Annex Prop Tax Rate	Pre-Annex Tax Bill	Post-Annex Tax Bill	Net Tax Bill Increase Due Solely to AV Growth (12% Aggregate over 4 years)	Net Tax Bill Increase Due to Difference Between Fire Rates (1)	Net Tax Bill Increase Due to Annexation	Total Post-Annexation Net Tax Bill Increase	Benefit 1 Yearly Sewer Bill Savings (@ 4000 Gal/Month)	Benefit 2 Yearly Fire Protection (Water Surcharge) Savings	Post-Annex Tax Bill Inc/(Dec) Net of Benefits
Chung, Choong Geun & Yun Jeong Park	53-08-01-400-134.196-008	2237	2	N	\$ 455,300	\$ 191,605	\$ 263,695	\$1.5437	\$2.2845	\$ 3,926.32	\$ 5,383.76	\$ 576.83	\$ -	\$ 880.62	\$ 1,457.44	\$ 69.36	\$ 22.20	\$ 1,365.88
Pratt, Cathy L Revocable Trust	53-08-01-400-134.197-008	1663	2	N	\$ 397,300	\$ 171,305	\$ 225,995	\$1.5437	\$2.2845	\$ 3,364.98	\$ 4,693.50	\$ 502.87	\$ -	\$ 825.65	\$ 1,328.52	\$ 69.36	\$ 22.20	\$ 1,236.96
Pratt, Cathy L Revocable Trust	53-08-01-400-134.198-008	2237	2	N	\$ 90,000	\$ -	\$ 90,000	\$1.5437	\$2.2845	\$ 1,389.32	\$ 2,302.77	\$ 246.72	\$ -	\$ 666.72	\$ 913.45	\$ 69.36	\$ 22.20	\$ 821.89
Donnelly, Martin K & Kristi J	53-08-01-400-134.199-008	2237	2	N	\$ 461,300	\$ 193,705	\$ 267,595	\$1.5437	\$2.2845	\$ 3,984.38	\$ 5,455.17	\$ 584.48	\$ -	\$ 886.31	\$ 1,470.79	\$ 69.36	\$ 22.20	\$ 1,379.23
Wicks, Tod & Daunna Minnich	53-08-01-400-134.200-008	2238	2	N	\$ 462,800	\$ 191,230	\$ 271,570	\$1.5437	\$2.2845	\$ 4,043.58	\$ 5,476.26	\$ 586.74	\$ -	\$ 845.94	\$ 1,432.68	\$ 69.36	\$ 22.20	\$ 1,341.12
Wicks, Tod & Minnich, Daunna	53-08-01-400-134.201-008	2238	2	N	\$ 90,000	\$ -	\$ 90,000	\$1.5437	\$2.2845	\$ 1,389.32	\$ 2,302.77	\$ 246.72	\$ -	\$ 666.72	\$ 913.45	\$ -	\$ -	\$ 913.45
Borden, Victor M H & Sandra M H	53-08-01-400-134.202-008	2238	2	N	\$ 45,000	\$ -	\$ 45,000	\$1.5437	\$2.2845	\$ 694.66	\$ 1,151.38	\$ 123.36	\$ -	\$ 333.36	\$ 456.72	\$ -	\$ -	\$ 456.72
Borden, Victor M H & Sandra M H	53-08-01-400-134.203-008	2238	2	N	\$ 381,800	\$ 162,880	\$ 218,920	\$1.5437	\$2.2845	\$ 3,259.64	\$ 4,512.27	\$ 483.45	\$ -	\$ 769.18	\$ 1,252.63	\$ 69.36	\$ 22.20	\$ 1,161.07
Arora, Gagan Kumar & Saxena, Swapnil	53-08-01-400-134.204-008	2239	2	N	\$ 434,200	\$ 184,220	\$ 249,980	\$1.5437	\$2.2845	\$ 3,722.12	\$ 5,132.67	\$ 549.94	\$ -	\$ 860.61	\$ 1,410.55	\$ -	\$ -	\$ 1,410.55
Dollinger, Marc & Mary Joint Revocable Living Trust	53-08-01-400-134.205-008	2239	2	N	\$ 427,300	\$ 178,805	\$ 248,495	\$1.5437	\$2.2845	\$ 3,700.00	\$ 5,053.77	\$ 541.47	\$ -	\$ 812.30	\$ 1,353.77	\$ -	\$ -	\$ 1,353.77
Mellinger, Richard D & Lindsey Belle McGlothlin, Theodore M & Gladys M Trust	53-08-01-400-134.206-008	2239	2	N	\$ 618,800	\$ 245,830	\$ 372,970	\$1.5437	\$2.2845	\$ 5,553.38	\$ 7,332.82	\$ 785.65	\$ -	\$ 993.79	\$ 1,779.44	\$ -	\$ -	\$ 1,779.44
Khodjaev, Bahtiyor & Hodjaev, Malik A	53-08-12-200-004.000-008		2	N	\$ 177,200	\$ 80,910	\$ 96,290	\$1.5437	\$2.2845	\$ 1,449.92	\$ 2,403.21	\$ 257.49	\$ -	\$ 695.80	\$ 953.29	\$ -	\$ -	\$ 953.29
Wohlfeld, Bryan J & Marna K.W.	53-08-21-100-084.000-008	1915	2	N	\$ 458,000	\$ 191,850	\$ 266,150	\$1.5437	\$2.2845	\$ 3,962.88	\$ 5,394.26	\$ 577.96	\$ -	\$ 853.42	\$ 1,431.38	\$ 69.36	\$ 22.20	\$ 1,339.82
Jaime, Mark & Mullins-Jaime, Charmaine M	53-08-21-100-116.000-008	1915	2	N	\$ 433,700	\$ 184,045	\$ 249,655	\$1.5437	\$2.2845	\$ 3,717.26	\$ 5,126.72	\$ 549.30	\$ -	\$ 860.16	\$ 1,409.46	\$ 69.36	\$ 22.20	\$ 1,317.90
Patel, Bhupendra M & Bindubahen N Seyer, Clinton Richard & Lesley	53-08-21-100-109.000-008	1915	2	N	\$ 406,500	\$ 174,525	\$ 231,975	\$1.5437	\$2.2845	\$ 3,454.02	\$ 4,803.00	\$ 514.61	\$ -	\$ 834.37	\$ 1,348.98	\$ 69.36	\$ 22.20	\$ 1,257.42
Tran, Duc V & Hang M Do	53-01-41-890-509.000-008	1915	2	N	\$ 394,500	\$ 170,325	\$ 224,175	\$1.5437	\$2.2845	\$ 3,337.88	\$ 4,660.19	\$ 499.31	\$ -	\$ 823.00	\$ 1,322.31	\$ 69.36	\$ 22.20	\$ 1,230.75
R & H Reiter Living Trust	53-08-21-100-070.000-008	1915	2	N	\$ 392,700	\$ 169,695	\$ 223,005	\$1.5437	\$2.2845	\$ 3,320.46	\$ 4,638.77	\$ 497.02	\$ -	\$ 821.29	\$ 1,318.31	\$ 69.36	\$ 22.20	\$ 1,226.75
Zhang, Yifan	53-01-41-890-511.000-008	2297	2	N	\$ 363,900	\$ 159,615	\$ 204,285	\$1.5437	\$2.2845	\$ 3,041.72	\$ 4,296.01	\$ 460.28	\$ -	\$ 794.01	\$ 1,254.29	\$ 69.36	\$ 22.20	\$ 1,162.73
Mathis, Jason & Sarah	53-01-41-890-512.000-008		2	N	\$ 337,700	\$ 147,445	\$ 190,255	\$1.5437	\$2.2845	\$ 2,832.84	\$ 3,987.45	\$ 427.23	\$ -	\$ 727.38	\$ 1,154.61	\$ 69.36	\$ 22.20	\$ 1,063.05
Stanton, Tiffany N	53-01-41-890-513.000-008	2298	2	N	\$ 365,300	\$ 160,105	\$ 205,195	\$1.5437	\$2.2845	\$ 3,055.28	\$ 4,312.67	\$ 462.06	\$ -	\$ 795.32	\$ 1,257.39	\$ 69.36	\$ 22.20	\$ 1,165.83
Law, Scott R & Holly L	53-01-41-890-514.000-008	2298	2	N	\$ 324,800	\$ 145,930	\$ 178,870	\$1.5437	\$2.2845	\$ 2,663.32	\$ 3,830.67	\$ 410.42	\$ -	\$ 756.93	\$ 1,167.35	\$ 69.36	\$ 22.20	\$ 1,075.79
Black, Ryan William & Brittany Renae	53-01-41-890-515.000-008	2295	2	N	\$ 382,200	\$ 166,020	\$ 216,180	\$1.5437	\$2.2845	\$ 3,218.84	\$ 4,513.81	\$ 483.63	\$ -	\$ 811.34	\$ 1,294.97	\$ -	\$ -	\$ 1,294.97
Tracy, Matthew B & Jennifer L	53-01-41-890-516.000-008		2	N	\$ 419,000	\$ 178,900	\$ 240,100	\$1.5437	\$2.2845	\$ 3,575.00	\$ 4,951.76	\$ 530.55	\$ -	\$ 846.22	\$ 1,376.76	\$ 69.36	\$ 22.20	\$ 1,285.20
Van Rooy, Kevin & Marissa	53-01-41-890-518.000-008	2296	2	N	\$ 371,700	\$ 162,345	\$ 209,355	\$1.5437	\$2.2845	\$ 3,117.20	\$ 4,388.85	\$ 470.24	\$ -	\$ 801.41	\$ 1,271.65	\$ 69.36	\$ 22.20	\$ 1,180.09
Heim, Bradley Thomas & Maria Theresa	53-01-41-890-519.000-008		2	N	\$ 403,500	\$ 170,475	\$ 233,025	\$1.5437	\$2.2845	\$ 3,469.66	\$ 4,770.53	\$ 511.13	\$ -	\$ 789.74	\$ 1,300.87	\$ 69.36	\$ 22.20	\$ 1,209.31
Heyerdahl-Larsen, Christian & Elisabeth Solhaug	53-01-41-890-520.000-008	2294	2	N	\$ 554,200	\$ 216,770	\$ 337,430	\$1.5437	\$2.2845	\$ 5,037.36	\$ 6,856.77	\$ 734.66	\$ -	\$ 1,084.75	\$ 1,819.41	\$ 69.36	\$ 22.20	\$ 1,727.85
Kennedy, James C & Elaine T	53-01-41-890-521.000-008		2	N	\$ 438,700	\$ 185,795	\$ 252,905	\$1.5437	\$2.2845	\$ 3,765.66	\$ 5,186.22	\$ 555.67	\$ -	\$ 864.89	\$ 1,420.56	\$ 69.36	\$ 22.20	\$ 1,329.00
Hart, Leon Michael & Monique P	53-01-41-890-522.000-008		2	N	\$ 466,300	\$ 195,455	\$ 270,845	\$1.5437	\$2.2845	\$ 4,032.78	\$ 5,514.68	\$ 590.85	\$ -	\$ 891.04	\$ 1,481.90	\$ 69.36	\$ 22.20	\$ 1,390.34
Singleton, Braden T & Tilly-Singleton, Barbara J	53-01-41-890-523.000-008	2298	2	N	\$ 354,500	\$ 153,325	\$ 201,175	\$1.5437	\$2.2845	\$ 2,995.42	\$ 4,187.38	\$ 448.65	\$ -	\$ 743.31	\$ 1,191.96	\$ 69.36	\$ 22.20	\$ 1,100.40
Rana, Muhammad & Noreen	53-01-41-890-524.000-008	2298	2	N	\$ 481,400	\$ 200,740	\$ 280,660	\$1.5437	\$2.2845	\$ 4,178.92	\$ 5,694.39	\$ 610.11	\$ -	\$ 905.36	\$ 1,515.47	\$ 69.36	\$ 22.20	\$ 1,423.91
Rodda, Donald E & Victoria L Land	53-01-41-890-525.000-008	2298	2	N	\$ 473,100	\$ 197,835	\$ 275,265	\$1.5437	\$2.2845	\$ 4,098.60	\$ 5,595.61	\$ 599.53	\$ -	\$ 897.48	\$ 1,497.01	\$ 69.36	\$ 22.20	\$ 1,405.45
Martin, Evan & Angela O	53-01-41-890-527.000-008	2299	2	N	\$ 413,100	\$ 173,660	\$ 239,440	\$1.5437	\$2.2845	\$ 3,565.44	\$ 4,891.63	\$ 524.11	\$ -	\$ 802.08	\$ 1,326.19	\$ 69.36	\$ 22.20	\$ 1,234.63
Garrison, Daniel J & Adrienne M	53-08-21-100-080.000-008	1915	2	N	\$ 412,700	\$ 176,695	\$ 236,005	\$1.5437	\$2.2845	\$ 3,514.04	\$ 4,876.79	\$ 522.52	\$ -	\$ 840.23	\$ 1,362.75	\$ 69.36	\$ 22.20	\$ 1,271.19
Digregorio, Rachel	53-08-21-100-076.000-008	1915	2	N	\$ 414,900	\$ 174,465	\$ 240,435	\$1.5437	\$2.2845	\$ 3,580.00	\$ 4,906.20	\$ 525.66	\$ -	\$ 800.54	\$ 1,326.20	\$ 69.36	\$ 22.20	\$ 1,234.64
Lowers, Robert Matt & Ashley Lynn	53-08-01-400-134.207-008	2239	2	N	\$ 384,400	\$ 166,790	\$ 217,610	\$1.5437	\$2.2845	\$ 3,240.12	\$ 4,539.98	\$ 486.42	\$ -	\$ 813.44	\$ 1,299.86	\$ 69.36	\$ 22.20	\$ 1,208.30
Lowers, Robert Matt & Ashley Lynn	53-08-20-400-063.000-008	1177	2	N	\$ 139,300	\$ 81,005	\$ 58,295	\$1.5437	\$2.2845	\$ 868.00	\$ 1,438.65	\$ 154.13	\$ -	\$ 416.52	\$ 570.65	\$ 69.36	\$ 14.76	\$ 486.53
Lowers, Robert Matt & Ashley Lynn	53-08-20-403-017.000-008		2	N	\$ 15,000	\$ -	\$ 15,000	\$1.5437	\$2.2845	\$ 231.56	\$ 383.79	\$ 41.12	\$ -	\$ 111.11	\$ 152.23	\$ -	\$ -	\$ 152.23
Lowers, Robert Matt & Ashley Lynn	53-08-20-403-009.000-008		2	N	\$ 98,800	\$ 66,760	\$ 32,040	\$1.5437	\$2.2845	\$ 477.06	\$ 790.72	\$ 84.72	\$ -	\$ 228.93	\$ 313.66	\$ 69.36	\$ 22.20	\$ 222.10

City of Bloomington

Area #2: South-East Annexation Area - Tax Impacts Analysis



Note (1): This section shows the inc/(dec) in tax bills due to differences between township fire protection rates and the Monroe Fire Protection District fire rate

Owner Name	Parcel #	Waiver	Annexation Area	AG	2020 Pay 2021 Gross AV	2020 Pay 2021 Deductions /Exemptions	2020 Pay 2021 NAV	Pre-Annex 2020 Pay 2021 Prop Tax Rate	Post-Annex Prop Tax Rate	Pre-Annex Tax Bill	Post-Annex Tax Bill	Net Tax Bill Increase Due Solely to AV Growth (12% Aggregate over 4 years)	Net Tax Bill Increase Due to Difference Between Fire Rates (1)	Net Tax Bill Increase Due to Annexation	Total Post-Annexation Net Tax Bill Increase	Benefit 1 Yearly Sewer Bill Savings (@ 4000 Gal/Month)	Benefit 2 Yearly Fire Protection (Water Surcharge) Savings	Post-Annex Tax Bill Inc/(Dec) Net of Benefits
Pennington, Jeremy & Melanie	53-08-01-100-091.000-008		2	N	\$ 326,000	\$ 141,660	\$ 184,340	\$1.5437	\$2.2845	\$ 2,750.44	\$ 3,954.83	\$ 423.73	\$ -	\$ 780.65	\$ 1,204.39	\$ 69.36	\$ 14.76	\$ 1,120.27
Bangla, Venkata Chalapathy & Kavari Venkata	53-08-14-200-036.026-008	2029	2	N	\$ 163,800	\$ 3,000	\$ 160,800	\$1.5437	\$2.2845	\$ 2,482.28	\$ 3,842.55	\$ 411.70	\$ -	\$ 948.57	\$ 1,360.27	\$ 69.36	\$ 22.20	\$ 1,268.71
BBR Management LLC	53-08-14-200-036.027-008	2029	2	N	\$ 166,000	\$ -	\$ 166,000	\$1.5437	\$2.2845	\$ 2,562.54	\$ 3,897.44	\$ 417.58	\$ -	\$ 917.32	\$ 1,334.90	\$ 69.36	\$ 22.20	\$ 1,243.34
Lopatin Family Trust & Lopatin, Jennifer Lynn	53-08-14-200-036.028-008	2029	2	N	\$ 163,800	\$ 86,580	\$ 77,220	\$1.5437	\$2.2845	\$ 1,149.78	\$ 1,905.70	\$ 204.17	\$ -	\$ 551.75	\$ 755.92	\$ 69.36	\$ 22.20	\$ 664.36
Henson, David L & Lesa D	53-08-14-200-036.029-008	2029	2	N	\$ 166,000	\$ -	\$ 166,000	\$1.5437	\$2.2845	\$ 2,562.54	\$ 3,897.44	\$ 417.58	\$ -	\$ 917.32	\$ 1,334.90	\$ 69.36	\$ 22.20	\$ 1,243.34
Wendell, Benjamin A & Meredith I	53-08-14-200-036.030-008	2029	2	N	\$ 168,400	\$ -	\$ 168,400	\$1.5437	\$2.2845	\$ 2,599.60	\$ 3,953.79	\$ 423.62	\$ -	\$ 930.57	\$ 1,354.19	\$ 69.36	\$ 22.20	\$ 1,262.63
Henson, David L & Lesa D	53-08-14-200-036.031-008	2029	2	N	\$ 184,600	\$ -	\$ 184,600	\$1.5437	\$2.2845	\$ 2,849.68	\$ 4,334.14	\$ 464.37	\$ -	\$ 1,020.09	\$ 1,484.46	\$ 69.36	\$ 22.20	\$ 1,392.90
Henson, David L & Lesa D	53-08-14-200-036.032-008	2029	2	N	\$ 187,100	\$ -	\$ 187,100	\$1.5437	\$2.2845	\$ 2,888.26	\$ 4,392.84	\$ 470.66	\$ -	\$ 1,033.92	\$ 1,504.58	\$ 69.36	\$ 22.20	\$ 1,413.02
Ekbis, Kaveh	53-08-14-200-036.034-008	2029	2	N	\$ 163,800	\$ 89,580	\$ 74,220	\$1.5437	\$2.2845	\$ 1,105.10	\$ 1,831.66	\$ 196.24	\$ -	\$ 530.32	\$ 726.56	\$ 69.36	\$ 22.20	\$ 635.00
Yang, Bin & Tian, Ye	53-08-14-200-036.035-008	2029	2	N	\$ 166,000	\$ -	\$ 166,000	\$1.5437	\$2.2845	\$ 2,562.54	\$ 3,897.44	\$ 417.58	\$ -	\$ 917.32	\$ 1,334.90	\$ 69.36	\$ 22.20	\$ 1,243.34
Chang, Chung-Ti and Ming-Jen Wu	53-08-14-200-036.036-008	2029	2	N	\$ 163,800	\$ -	\$ 163,800	\$1.5437	\$2.2845	\$ 2,528.58	\$ 3,845.79	\$ 412.05	\$ -	\$ 905.16	\$ 1,317.21	\$ 69.36	\$ 22.20	\$ 1,225.65
Koh, Moon Seok & Kim, Kyoung Hwa	53-08-14-200-036.037-008	2029	2	N	\$ 166,000	\$ 87,350	\$ 78,650	\$1.5437	\$2.2845	\$ 1,171.08	\$ 1,941.01	\$ 207.97	\$ -	\$ 561.96	\$ 769.93	\$ 69.36	\$ 22.20	\$ 678.37
Lee, Heewook	53-08-14-200-036.038-008	2029	2	N	\$ 194,600	\$ 100,360	\$ 94,240	\$1.5437	\$2.2845	\$ 1,403.20	\$ 2,281.17	\$ 244.41	\$ -	\$ 633.55	\$ 877.97	\$ 69.36	\$ 22.20	\$ 786.41
Townhomes on the Green LLC	53-08-14-200-036.039-008	2029	2	N	\$ 163,800	\$ -	\$ 163,800	\$1.5437	\$2.2845	\$ 2,528.58	\$ 3,845.79	\$ 412.05	\$ -	\$ 905.16	\$ 1,317.21	\$ 69.36	\$ 22.20	\$ 1,225.65
Townhomes on the Green LLC	53-08-14-200-036.040-008	2029	2	N	\$ 166,000	\$ -	\$ 166,000	\$1.5437	\$2.2845	\$ 2,562.54	\$ 3,897.44	\$ 417.58	\$ -	\$ 917.32	\$ 1,334.90	\$ 69.36	\$ 22.20	\$ 1,243.34
Townhomes on the Green LLC	53-08-14-200-036.041-008	2029	2	N	\$ 163,800	\$ -	\$ 163,800	\$1.5437	\$2.2845	\$ 2,528.58	\$ 3,845.79	\$ 412.05	\$ -	\$ 905.16	\$ 1,317.21	\$ 69.36	\$ 22.20	\$ 1,225.65
Townhomes on the Green LLC	53-08-14-200-036.042-008	2029	2	N	\$ 166,000	\$ -	\$ 166,000	\$1.5437	\$2.2845	\$ 2,562.54	\$ 3,897.44	\$ 417.58	\$ -	\$ 917.32	\$ 1,334.90	\$ 69.36	\$ 22.20	\$ 1,243.34
Townhomes on the Green LLC	53-08-14-200-036.043-008	2029	2	N	\$ 163,800	\$ -	\$ 163,800	\$1.5437	\$2.2845	\$ 2,528.58	\$ 3,845.79	\$ 412.05	\$ -	\$ 905.16	\$ 1,317.21	\$ 69.36	\$ 22.20	\$ 1,225.65
Townhomes on the Green LLC	53-08-14-200-036.044-008	2029	2	N	\$ 166,000	\$ -	\$ 166,000	\$1.5437	\$2.2845	\$ 2,562.54	\$ 3,897.44	\$ 417.58	\$ -	\$ 917.32	\$ 1,334.90	\$ 69.36	\$ 22.20	\$ 1,243.34
Townhomes on the Green LLC	53-08-14-200-036.045-008	2029	2	N	\$ 166,000	\$ -	\$ 166,000	\$1.5437	\$2.2845	\$ 2,562.54	\$ 3,897.44	\$ 417.58	\$ -	\$ 917.32	\$ 1,334.90	\$ -	\$ -	\$ 1,334.90
Townhomes on the Green LLC	53-08-14-200-036.046-008	2029	2	N	\$ 163,800	\$ -	\$ 163,800	\$1.5437	\$2.2845	\$ 2,528.58	\$ 3,845.79	\$ 412.05	\$ -	\$ 905.16	\$ 1,317.21	\$ 69.36	\$ 22.20	\$ 1,225.65
Townhomes on the Green LLC	53-08-14-200-036.047-008	2029	2	N	\$ 170,700	\$ -	\$ 170,700	\$1.5437	\$2.2845	\$ 2,635.10	\$ 4,007.79	\$ 429.41	\$ -	\$ 943.28	\$ 1,372.69	\$ 69.36	\$ 22.20	\$ 1,281.13
Stager, Joel M & Nan H	53-08-14-106-001.000-008		2	N	\$ 332,000	\$ 136,000	\$ 196,000	\$1.5437	\$2.2845	\$ 2,933.14	\$ 4,289.11	\$ 459.55	\$ -	\$ 896.42	\$ 1,355.97	\$ -	\$ -	\$ 1,355.97
Beck, Danni L	53-08-14-107-002.000-008		2	N	\$ 168,300	\$ 103,635	\$ 64,665	\$1.5437	\$2.2845	\$ 962.84	\$ 1,595.87	\$ 170.99	\$ -	\$ 462.04	\$ 633.03	\$ -	\$ -	\$ 633.03
Herring, Anthony K & Christine Marie	53-08-14-103-003.000-008		2	N	\$ 326,400	\$ 146,490	\$ 179,910	\$1.5437	\$2.2845	\$ 2,678.80	\$ 3,849.72	\$ 412.47	\$ -	\$ 758.45	\$ 1,170.92	\$ -	\$ -	\$ 1,170.92
Wisley, Julie	53-08-20-400-037.000-008		2	N	\$ 172,500	\$ -	\$ 172,500	\$1.5437	\$2.2845	\$ 2,662.88	\$ 4,050.05	\$ 433.93	\$ -	\$ 953.24	\$ 1,387.17	\$ 69.36	\$ 14.76	\$ 1,303.05
Wisley, Julie	53-08-20-400-126.000-008		2	N	\$ -	\$ -	\$ -	\$1.5437	\$2.2845	\$ -	\$ -	\$ -	\$ -	\$ -	\$ -	\$ -	\$ -	\$ -
Mears, Brian C	53-08-21-100-004.000-008		2	N	\$ 125,600	\$ 67,645	\$ 57,955	\$1.5437	\$2.2845	\$ 871.64	\$ 1,444.71	\$ 154.80	\$ -	\$ 418.27	\$ 573.07	\$ -	\$ -	\$ 573.07
Rollins, Thomas D	53-08-14-300-018.000-008		2	N	\$ 43,800	\$ 32,412	\$ 11,388	\$1.5437	\$2.2845	\$ 169.56	\$ 281.06	\$ 30.12	\$ -	\$ 81.38	\$ 111.50	\$ -	\$ -	\$ 111.50
Hilliard, H. David & Bonita G.	53-08-01-100-028.000-008		2	N	\$ 338,200	\$ 147,620	\$ 190,580	\$1.5437	\$2.2845	\$ 2,837.66	\$ 3,993.40	\$ 427.87	\$ -	\$ 727.87	\$ 1,155.74	\$ 69.36	\$ 37.08	\$ 1,049.30
Rogers, Norma A WLE, Teague, Jeffery R	53-08-21-200-053.000-008		2	N	\$ 109,300	\$ 84,505	\$ 24,795	\$1.5437	\$2.2845	\$ 333.66	\$ 340.33	\$ -	\$ -	\$ 6.67	\$ 6.67	\$ 69.36	\$ 14.76	\$ (77.45)
Teare, Glenn Allen & Velma Laura Trust	53-08-14-400-006.000-008		2	N	\$ 198,400	\$ 95,470	\$ 102,930	\$1.5437	\$2.2845	\$ 1,537.62	\$ 2,455.54	\$ 263.10	\$ -	\$ 654.82	\$ 917.92	\$ -	\$ -	\$ 917.92
Bowen, Wm. E. & Cheri H.	53-08-29-100-009.000-008	2144	2	N	\$ 146,200	\$ 83,245	\$ 62,955	\$1.5437	\$2.2845	\$ 937.38	\$ 1,553.68	\$ 166.47	\$ -	\$ 449.82	\$ 616.30	\$ 69.36	\$ 22.20	\$ 524.74
Terrell, Edgar	53-08-01-400-167.000-008		2	N	\$ 269,000	\$ -	\$ 269,000	\$1.5437	\$2.2845	\$ 4,152.56	\$ 6,370.53	\$ 682.56	\$ -	\$ 1,535.42	\$ 2,217.97	\$ -	\$ -	\$ 2,217.97
Terret, James A & Reva Jean	53-08-28-200-044.000-008		2	N	\$ 103,600	\$ 78,950	\$ 24,650	\$1.5437	\$2.2845	\$ 153.08	\$ 156.14	\$ -	\$ -	\$ 3.06	\$ 3.06	\$ 69.36	\$ 22.20	\$ (88.50)
Wisley, Julie	53-08-20-400-026.000-008		2	N	\$ 700	\$ -	\$ 700	\$1.5437	\$2.2845	\$ 10.81	\$ 17.91	\$ 1.92	\$ -	\$ 5.18	\$ 7.10	\$ -	\$ -	\$ 7.10
Lee, David Y & Viktoriia V	53-08-11-406-010.000-008	1627	2	N	\$ 450,000	\$ 189,750	\$ 260,250	\$1.5437	\$2.2845	\$ 3,875.02	\$ 5,320.70	\$ 570.07	\$ -	\$ 875.60	\$ 1,445.68	\$ 69.36	\$ 22.20	\$ 1,354.12
Stohler, Sylvia A Revocable Living Trust	53-08-11-406-004.000-008	1627	2	N	\$ 552,000	\$ 222,450	\$ 329,550	\$1.5437	\$2.2845	\$ 4,906.88	\$ 6,537.84	\$ 700.48	\$ -	\$ 930.48	\$ 1,630.96	\$ 69.36	\$ 22.20	\$ 1,539.40
Lindeman, Arthur J & Perin, Susan Kay	53-08-11-406-012.000-008	1627	2	N	\$ 462,400	\$ 194,090	\$ 268,310	\$1.5437	\$2.2845	\$ 3,995.04	\$ 5,468.26	\$ 585.88	\$ -	\$ 887.34	\$ 1,473.22	\$ 69.36	\$ 22.20	\$ 1,381.66
Rink, Lawrence D & Eleanor J	53-08-11-406-006.000-008	1627	2	N	\$ 533,800	\$ 219,080	\$ 314,720	\$1.5437	\$2.2845	\$ 4,686.06	\$ 6,318.00	\$ 676.92	\$ -	\$ 955.02	\$ 1,631.94	\$ 69.36	\$ 22.20	\$ 1,540.38
Neely, Jerome C & Melinda B	53-08-11-406-013.000-008	1627	2	N	\$ 456,700	\$ 192,095	\$ 264,605	\$1.5437	\$2.2845	\$ 3,939.88	\$ 5,400.44	\$ 578.63	\$ -	\$ 881.93	\$ 1,460.56	\$ 69.36	\$ 22.20	\$ 1,369.00
Case, Mark Alan & O'Connell McKeon	53-08-11-407-002.000-008	1627	2	N	\$ 406,600	\$ 174,560	\$ 232,040	\$1.5437	\$2.2845	\$ 3,455.00	\$ 4,804.19	\$ 514.74	\$ -	\$ 834.45	\$ 1,349.19	\$ 69.36	\$ 22.20	\$ 1,257.63
Harrell, Joe Richard Trust	53-08-11-407-001.000-008	1627	2	N	\$ 434,800	\$ 209,390	\$ 225,410	\$1.5437	\$2.2845	\$ 3,356.28	\$ 5,112.87	\$ 547.80	\$ -	\$ 1,208.79	\$ 1,756.59	\$ 69.36	\$ 22.20	\$ 1,665.03

City of Bloomington

Area #2: South-East Annexation Area - Tax Impacts Analysis

Note (1): This section shows the inc/(dec) in tax bills due to differences between township fire protection rates and the Monroe Fire Protection District fire rate

Owner Name	Parcel #	Waiver	Annexation Area	AG	2020 Pay 2021 Gross AV	2020 Pay 2021 Deductions /Exemptions	2020 Pay 2021 NAV	Pre-Annex 2021 Prop Tax Rate	Post-Annex Prop Tax Rate	Pre-Annex Tax Bill	Post-Annex Tax Bill	Net Tax Bill Increase Due Solely to AV Growth (12% Aggregate over 4 years)	Net Tax Bill Increase Due to Difference Between Fire Rates (1)	Net Tax Bill Increase Due to Annexation	Total Post-Annexation Net Tax Bill Increase	Benefit 1 Yearly Sewer Bill Savings (@ 4000 Gal/Month)	Benefit 2 Yearly Fire Protection (Water Surcharge) Savings	Post-Annex Tax Bill Inc/(Dec) Net of Benefits
Suelflow, James E & Helen L	53-08-11-406-002.000-008	1627	2	N	\$ 392,900	\$ 166,765	\$ 226,135	\$1.5437	\$2.2845	\$ 3,367.08	\$ 4,644.38	\$ 497.61	\$ -	\$ 779.69	\$ 1,277.30	\$ 69.36	\$ 22.20	\$ 1,185.74
Morris, Ruth Ann	53-08-11-406-007.000-008	1627	2	N	\$ 489,700	\$ 203,645	\$ 286,055	\$1.5437	\$2.2845	\$ 4,259.24	\$ 5,793.17	\$ 620.70	\$ -	\$ 913.23	\$ 1,533.93	\$ 69.36	\$ 22.20	\$ 1,442.37
Newkirk, Luzetta A Revocable Living Trust	53-08-11-406-015.018-008	1627	2	N	\$ 551,900	\$ 222,415	\$ 329,485	\$1.5437	\$2.2845	\$ 4,905.92	\$ 6,536.65	\$ 700.35	\$ -	\$ 930.37	\$ 1,630.73	\$ 69.36	\$ 22.20	\$ 1,539.17
Dinnsen, Daniel A & Judith A Gierut Revocable Living Trust	53-01-43-069-219.000-008	1627	2	N	\$ 429,200	\$ 179,470	\$ 249,730	\$1.5437	\$2.2845	\$ 3,718.38	\$ 5,076.40	\$ 543.91	\$ -	\$ 814.11	\$ 1,358.02	\$ -	\$ -	\$ 1,358.02
Brown, Margaret Revocable Trust	53-08-11-406-009.000-008	1627	2	N	\$ 413,100	\$ 173,835	\$ 239,265	\$1.5437	\$2.2845	\$ 3,562.56	\$ 4,884.79	\$ 523.37	\$ -	\$ 798.85	\$ 1,322.23	\$ 69.36	\$ 22.20	\$ 1,230.67
Maguire, Richard N & Karen Joy	53-08-11-400-017.000-008	1627	2	N	\$ 2,240,000	\$ 619,600	\$ 1,620,400	\$1.5437	\$2.2845	\$ 24,201.92	\$ 28,653.53	\$ 3,070.02	\$ -	\$ 1,381.59	\$ 4,451.61	\$ 69.36	\$ 22.20	\$ 4,360.05
Nunn, Kenneth L & Nunn, Leah K	53-08-11-400-012.000-008	1627	2	N	\$ 1,884,800	\$ -	\$ 1,884,800	\$1.5437	\$2.2845	\$ 29,095.66	\$ 44,375.27	\$ 4,754.49	\$ -	\$ 10,525.12	\$ 15,279.61	\$ 69.36	\$ 22.20	\$ 15,188.05
Curry, Tyler E & Colleen G	53-08-11-400-002.000-008	2452	2	N	\$ 1,030,600	\$ 339,450	\$ 691,150	\$1.5437	\$2.2845	\$ 10,322.04	\$ 13,010.45	\$ 1,393.98	\$ -	\$ 1,294.43	\$ 2,688.41	\$ 69.36	\$ 22.20	\$ 2,596.85
Starr, Austin C & Jillian R	53-08-11-400-011.000-008	1627	2	N	\$ 237,800	\$ 3,000	\$ 234,800	\$1.5437	\$2.2845	\$ 3,624.60	\$ 6,007.66	\$ 643.68	\$ -	\$ 1,739.38	\$ 2,383.06	\$ 69.36	\$ 22.20	\$ 2,291.50
Schmalz, William J & Lisa L	53-08-11-400-019.000-008	1627	2	N	\$ 941,600	\$ 313,075	\$ 628,525	\$1.5437	\$2.2845	\$ 9,393.70	\$ 12,079.51	\$ 1,294.23	\$ -	\$ 1,391.58	\$ 2,685.81	\$ 69.36	\$ 22.20	\$ 2,594.25
Ghosh, Rinku & Prodyot Rev Trust	53-08-11-400-009.000-008	1627	2	N	\$ 1,200,600	\$ 360,950	\$ 839,650	\$1.5437	\$2.2845	\$ 12,574.22	\$ 16,106.29	\$ 1,725.67	\$ -	\$ 1,806.40	\$ 3,532.07	\$ 69.36	\$ 22.20	\$ 3,440.51
Chertkoff, Sharon O Revocable Living Trust	53-08-11-400-007.000-008	1627	2	N	\$ 800,700	\$ 296,850	\$ 503,850	\$1.5437	\$2.2845	\$ 7,502.12	\$ 9,507.91	\$ 1,018.70	\$ -	\$ 987.09	\$ 2,005.79	\$ 69.36	\$ 22.20	\$ 1,914.23
McCullough, Jerry W & Phyllis E	53-08-11-400-001.001-008	1627	2	N	\$ 821,800	\$ -	\$ 821,800	\$1.5437	\$2.2845	\$ 12,686.12	\$ 19,294.68	\$ 2,067.29	\$ -	\$ 4,541.27	\$ 6,608.56	\$ 69.36	\$ 22.20	\$ 6,517.00
Edgeworth, John L	53-08-11-400-021.000-008	1970	2	N	\$ 857,700	\$ 3,000	\$ 854,700	\$1.5437	\$2.2845	\$ 13,194.00	\$ 20,168.09	\$ 2,160.87	\$ -	\$ 4,813.22	\$ 6,974.09	\$ 69.36	\$ 22.20	\$ 6,882.53
Boyd, Herchell A & Julie P	53-08-11-400-006.000-008	1627	2	N	\$ 715,200	\$ 296,185	\$ 419,015	\$1.5437	\$2.2845	\$ 6,238.96	\$ 8,402.82	\$ 900.30	\$ -	\$ 1,263.55	\$ 2,163.86	\$ 69.36	\$ 22.20	\$ 2,072.30
Beck, Jeffrey A & Kathryn L	53-08-11-400-004.000-008	1627	2	N	\$ 98,100	\$ -	\$ 98,100	\$1.5437	\$2.2845	\$ 1,514.36	\$ 2,510.02	\$ 268.93	\$ -	\$ 726.72	\$ 995.66	\$ -	\$ -	\$ 995.66
Capps, Mandy Ahn & Capps, Donald Lee	53-08-14-103-004.000-008		2	N	\$ 175,900	\$ 93,815	\$ 82,085	\$1.5437	\$2.2845	\$ 1,222.22	\$ 2,025.78	\$ 217.04	\$ -	\$ 586.51	\$ 803.56	\$ -	\$ -	\$ 803.56
McMurry, Richard Eugene & Shirley Louise	53-08-21-100-060.000-008		2	N	\$ 203,400	\$ 93,220	\$ 110,180	\$1.5437	\$2.2845	\$ 1,654.88	\$ 2,711.99	\$ 290.58	\$ -	\$ 766.53	\$ 1,057.11	\$ 69.36	\$ 14.76	\$ 972.99
Hughes, William M & Cheryl K	53-08-14-102-015.000-008		2	N	\$ 199,000	\$ 101,900	\$ 97,100	\$1.5437	\$2.2845	\$ 1,445.78	\$ 2,333.53	\$ 250.02	\$ -	\$ 637.73	\$ 887.75	\$ -	\$ -	\$ 887.75
Lantz, Carolyn Sias	53-08-14-102-004.000-008		2	N	\$ 210,500	\$ 102,925	\$ 107,575	\$1.5437	\$2.2845	\$ 1,601.76	\$ 2,473.63	\$ 265.03	\$ -	\$ 606.83	\$ 871.87	\$ -	\$ -	\$ 871.87
Gentry Estates Dev Co Inc	53-08-01-400-134.296-008		2	N	\$ -	\$ -	\$ -	\$1.5437	\$2.2845	\$ -	\$ -	\$ -	\$ -	\$ -	\$ -	\$ -	\$ -	\$ -
Gentry Estates Dev Co Inc	53-08-01-400-134.297-008		2	N	\$ -	\$ -	\$ -	\$1.5437	\$2.2845	\$ -	\$ -	\$ -	\$ -	\$ -	\$ -	\$ -	\$ -	\$ -
Gentry Estates Dev Co Inc	53-08-01-400-134.298-008		2	N	\$ -	\$ -	\$ -	\$1.5437	\$2.2845	\$ -	\$ -	\$ -	\$ -	\$ -	\$ -	\$ -	\$ -	\$ -
Summers, Sam	53-08-21-200-020.000-008		2	N	\$ 101,200	\$ 64,250	\$ 36,950	\$1.5437	\$2.2845	\$ 550.82	\$ 912.98	\$ 97.82	\$ -	\$ 264.34	\$ 362.16	\$ 69.36	\$ 14.76	\$ 278.04
Delaney, Carolyn L	53-08-21-200-081.000-008		2	N	\$ 134,500	\$ 79,045	\$ 55,455	\$1.5437	\$2.2845	\$ 825.70	\$ 1,368.58	\$ 146.64	\$ -	\$ 396.23	\$ 542.88	\$ 69.36	\$ 22.20	\$ 451.32
Short, Charles R Jr & Diane E	53-08-21-100-099.000-008	1907	2	N	\$ 304,400	\$ 138,790	\$ 165,610	\$1.5437	\$2.2845	\$ 2,465.88	\$ 3,587.90	\$ 384.41	\$ -	\$ 737.60	\$ 1,122.02	\$ 69.36	\$ 22.20	\$ 1,030.46
Woody, Steven D & Patricia M	53-08-21-100-079.000-008	1915	2	N	\$ 400,200	\$ 172,320	\$ 227,880	\$1.5437	\$2.2845	\$ 3,393.04	\$ 4,728.03	\$ 506.58	\$ -	\$ 828.41	\$ 1,334.99	\$ 69.36	\$ 22.20	\$ 1,243.43
Mood, Ronald Keith & Carol L Rev Trust	53-08-21-100-098.000-008	1915	2	N	\$ 291,100	\$ 131,135	\$ 159,965	\$1.5437	\$2.2845	\$ 2,381.82	\$ 3,432.86	\$ 367.81	\$ -	\$ 683.23	\$ 1,051.04	\$ 69.36	\$ 22.20	\$ 959.48
Brinser, Steven M & Sally A	53-08-21-100-075.000-008	1915	2	N	\$ 338,400	\$ 150,690	\$ 187,710	\$1.5437	\$2.2845	\$ 2,794.92	\$ 3,992.53	\$ 427.77	\$ -	\$ 769.84	\$ 1,197.61	\$ 69.36	\$ 22.20	\$ 1,106.05
Reynolds, Jennifer A	53-08-21-100-068.000-008	1960	2	N	\$ 377,000	\$ 153,000	\$ 224,000	\$1.5437	\$2.2845	\$ 3,351.16	\$ 4,816.32	\$ 516.03	\$ -	\$ 949.13	\$ 1,465.16	\$ 69.36	\$ 22.20	\$ 1,373.60
Black, William & Dawn	53-08-21-100-067.000-008	1915	2	N	\$ 304,200	\$ 138,720	\$ 165,480	\$1.5437	\$2.2845	\$ 2,463.92	\$ 3,585.53	\$ 384.17	\$ -	\$ 737.44	\$ 1,121.61	\$ 69.36	\$ 22.20	\$ 1,030.05
Rightsell, Howard E	53-08-21-100-064.000-008	1915	2	N	\$ 286,200	\$ 132,420	\$ 153,780	\$1.5437	\$2.2845	\$ 2,289.72	\$ 3,371.31	\$ 361.22	\$ -	\$ 720.37	\$ 1,081.59	\$ 69.36	\$ 22.20	\$ 990.03
Guthrie, Deanna M & Stillions, Paula W	53-08-21-100-124.000-008	1915	2	N	\$ 307,800	\$ 139,980	\$ 167,820	\$1.5437	\$2.2845	\$ 2,498.78	\$ 3,628.36	\$ 388.75	\$ -	\$ 740.83	\$ 1,129.58	\$ 69.36	\$ 22.20	\$ 1,038.02
Chapman, Paula C	53-08-21-100-106.000-008	1916	2	N	\$ 345,800	\$ 150,280	\$ 195,520	\$1.5437	\$2.2845	\$ 2,911.22	\$ 4,083.83	\$ 437.55	\$ -	\$ 735.07	\$ 1,172.61	\$ 69.36	\$ 22.20	\$ 1,081.05
Duncan, Nikolas Derek & Angela	53-08-21-100-062.000-008	2057	2	N	\$ 457,700	\$ 217,405	\$ 240,295	\$1.5437	\$2.2845	\$ 3,577.90	\$ 5,385.40	\$ 577.00	\$ -	\$ 1,230.50	\$ 1,807.50	\$ 69.36	\$ 22.20	\$ 1,715.94
McCart, Carolyn	53-08-21-100-094.000-008	2141	2	N	\$ 528,900	\$ 213,735	\$ 315,165	\$1.5437	\$2.2845	\$ 4,693.68	\$ 6,287.56	\$ 673.67	\$ -	\$ 920.21	\$ 1,593.88	\$ -	\$ -	\$ 1,593.88
Levy, J Scott & Susan J	53-08-21-100-055.000-008	1951	2	N	\$ 363,300	\$ 159,405	\$ 203,895	\$1.5437	\$2.2845	\$ 3,035.92	\$ 4,288.87	\$ 459.51	\$ -	\$ 793.43	\$ 1,252.95	\$ 69.36	\$ 22.20	\$ 1,161.39
Rodkin, Eric M & Atlas, Deborah	53-08-21-100-092.000-008	1908	2	N	\$ 389,400	\$ 168,540	\$ 220,860	\$1.5437	\$2.2845	\$ 3,288.52	\$ 4,599.49	\$ 492.80	\$ -	\$ 818.17	\$ 1,310.97	\$ 69.36	\$ 22.20	\$ 1,219.41
Hiller, Darren & Tracie	53-08-21-100-108.000-008	1952	2	N	\$ 441,800	\$ 177,640	\$ 264,160	\$1.5437	\$2.2845	\$ 3,946.04	\$ 5,510.87	\$ 590.45	\$ -	\$ 974.38	\$ 1,564.83	\$ 69.36	\$ 22.20	\$ 1,473.27
Barnas, Martina M	53-08-21-100-107.000-008	1969	2	N	\$ 406,400	\$ 174,490	\$ 231,910	\$1.5437	\$2.2845	\$ 3,453.04	\$ 4,801.81	\$ 514.48	\$ -	\$ 834.29	\$ 1,348.77	\$ 69.36	\$ 22.20	\$ 1,257.21
Hunter, Kenya J	53-08-21-100-093.000-008	1925	2	N	\$ 425,900	\$ 181,315	\$ 244,585	\$1.5437	\$2.2845	\$ 3,641.78	\$ 5,033.88	\$ 539.34	\$ -	\$ 852.76	\$ 1,392.10	\$ 69.36	\$ 22.20	\$ 1,300.54
McConnell, Robert K & Barbara A	53-08-21-100-127.000-008	1915	2	N	\$ 359,900	\$ 158,215	\$ 201,685	\$1.5437	\$2.2845	\$ 3,003.00	\$ 4,248.41	\$ 455.18	\$ -	\$ 790.22	\$ 1,245.41	\$ 69.36	\$ 22.20	\$ 1,153.85
Houghton, Stephen R Revocable Living Trust	53-08-21-100-087.000-008	1915	2	N	\$ 352,300	\$ 155,555	\$ 196,745	\$1.5437	\$2.2845	\$ 2,929.46	\$ 4,157.95	\$ 445.49	\$ -	\$ 783.01	\$ 1,228.49	\$ 69.36	\$ 22.20	\$ 1,136.93
Jackson, Jason T & Karen S	53-08-21-100-103.000-008	1915	2	N	\$ 398,300	\$ 166,860	\$ 231,440	\$1.5437	\$2.2845	\$ 3,451.92	\$ 4,819.38	\$ 516.37	\$ -	\$ 851.09	\$ 1,367.46	\$ 69.36	\$ 22.20	\$ 1,275.90

City of Bloomington

Area #2: South-East Annexation Area - Tax Impacts Analysis

Note (1): This section shows the inc/(dec) in tax bills due to differences between township fire protection rates and the Monroe Fire Protection District fire rate

Owner Name	Parcel #	Waiver	Annexation Area	AG	2020 Pay 2021 Gross AV	2020 Pay 2021 Deductions /Exemptions	2020 Pay 2021 NAV	Pre-Annex 2021 Prop Tax Rate	Post-Annex Prop Tax Rate	Pre-Annex Tax Bill	Post-Annex Tax Bill	Net Tax Bill Increase Due Solely to AV Growth (12% Aggregate over 4 years)	Net Tax Bill Increase Due to Difference Between Fire Rates (1)	Net Tax Bill Increase Due to Annexation	Total Post-Annexation Net Tax Bill Increase	Benefit 1 Yearly Sewer Bill Savings (@ 4000 Gal/Month)	Benefit 2 Yearly Fire Protection (Water Surcharge) Savings	Post-Annex Tax Bill Inc/(Dec) Net of Benefits
Vanderkoff, Jonathan Peter & Michelle Jeanette Marcella	53-08-21-100-065.000-008	1912	2	N	\$ 362,300	\$ 159,055	\$ 203,245	\$1.5437	\$2.2845	\$ 3,026.24	\$ 4,276.96	\$ 458.24	\$ -	\$ 792.48	\$ 1,250.72	\$ 69.36	\$ 22.20	\$ 1,159.16
McClaine, Kimberly M & Jeffrey A	53-08-21-100-054.000-008	1915	2	N	\$ 430,700	\$ 182,995	\$ 247,705	\$1.5437	\$2.2845	\$ 3,688.24	\$ 5,091.01	\$ 545.47	\$ -	\$ 857.30	\$ 1,402.77	\$ 69.36	\$ 22.20	\$ 1,311.21
Krishnan, H Shanker & Radha Divakaran	53-08-21-100-058.000-008	1915	2	N	\$ 411,600	\$ 173,310	\$ 238,290	\$1.5437	\$2.2845	\$ 3,548.04	\$ 4,866.93	\$ 521.46	\$ -	\$ 797.43	\$ 1,318.89	\$ 69.36	\$ 22.20	\$ 1,227.33
Hill, Sierra Sue	53-08-11-101-066.000-008	1469	2	N	\$ 109,600	\$ 70,610	\$ 38,990	\$1.5437	\$2.2845	\$ 580.56	\$ 962.24	\$ 103.10	\$ -	\$ 278.58	\$ 381.68	\$ -	\$ -	\$ 381.68
Cedarwood Properties LLC	53-08-14-200-040.001-008	2029	2	N	\$ 162,900	\$ -	\$ 162,900	\$1.5437	\$2.2845	\$ 2,514.68	\$ 3,824.66	\$ 409.78	\$ -	\$ 900.19	\$ 1,309.98	\$ 69.36	\$ 22.20	\$ 1,218.42
Doty, Carolyn Revocable Living Trust	53-08-14-200-040.002-008	2029	2	N	\$ 159,600	\$ -	\$ 159,600	\$1.5437	\$2.2845	\$ 2,463.76	\$ 3,747.18	\$ 401.48	\$ -	\$ 881.93	\$ 1,283.42	\$ 69.36	\$ 22.20	\$ 1,191.86
Cummings, Charles B	53-08-14-200-040.003-008	2029	2	N	\$ 180,100	\$ 95,285	\$ 84,815	\$1.5437	\$2.2845	\$ 1,262.86	\$ 2,093.15	\$ 224.27	\$ -	\$ 606.02	\$ 830.29	\$ 69.36	\$ 22.20	\$ 738.73
Craft, Frances	53-08-21-200-032.000-008		2	N	\$ 114,900	\$ -	\$ 114,900	\$1.5437	\$2.2845	\$ 1,773.72	\$ 2,697.69	\$ 289.04	\$ -	\$ 634.93	\$ 923.97	\$ 69.36	\$ 22.20	\$ 832.41
Jallal, Nasir & Koehnlein, Phyllis	53-08-01-400-077.000-008		2	N	\$ 12,600	\$ -	\$ 12,600	\$1.5437	\$2.2845	\$ 194.52	\$ 322.39	\$ 34.54	\$ -	\$ 93.33	\$ 127.87	\$ -	\$ -	\$ 127.87
Moore, Karen L	53-08-21-400-042.000-008	1783	2	N	\$ 181,000	\$ 95,600	\$ 85,400	\$1.5437	\$2.2845	\$ 1,271.56	\$ 2,107.58	\$ 225.81	\$ -	\$ 610.21	\$ 836.02	\$ 69.36	\$ 22.20	\$ 744.46
Hulley, Brian	53-08-21-400-031.000-008	1783	2	N	\$ 152,400	\$ 85,590	\$ 66,810	\$1.5437	\$2.2845	\$ 994.78	\$ 1,648.80	\$ 176.65	\$ -	\$ 477.37	\$ 654.02	\$ 69.36	\$ 22.20	\$ 562.46
Howell, Chris A & Stacy L	53-08-21-400-029.000-008	1783	2	N	\$ 204,300	\$ 103,755	\$ 100,545	\$1.5437	\$2.2845	\$ 1,497.08	\$ 2,396.60	\$ 256.77	\$ -	\$ 642.74	\$ 899.52	\$ 69.36	\$ 22.20	\$ 807.96
McWhorter, Jennifer S	53-08-21-400-052.000-008	1783	2	N	\$ 165,500	\$ 89,335	\$ 76,165	\$1.5437	\$2.2845	\$ 1,134.08	\$ 1,879.69	\$ 201.40	\$ -	\$ 544.21	\$ 745.61	\$ 69.36	\$ 22.20	\$ 654.05
Argeropolos, Crystal A & Jason	53-08-21-400-037.000-008	1783	2	N	\$ 182,700	\$ 96,195	\$ 86,505	\$1.5437	\$2.2845	\$ 1,288.04	\$ 2,134.87	\$ 228.74	\$ -	\$ 618.09	\$ 846.83	\$ 69.36	\$ 22.20	\$ 755.27
Helmerich, Richard L & Kira L	53-08-21-400-038.000-008	1783	2	N	\$ 160,100	\$ 88,285	\$ 71,815	\$1.5437	\$2.2845	\$ 1,069.30	\$ 1,772.33	\$ 189.90	\$ -	\$ 513.13	\$ 703.03	\$ 69.36	\$ 22.20	\$ 611.47
Bialy, Denise	53-08-21-400-021.000-008	1783	2	N	\$ 151,500	\$ 82,275	\$ 69,225	\$1.5437	\$2.2845	\$ 1,030.74	\$ 1,708.41	\$ 183.04	\$ -	\$ 494.63	\$ 677.67	\$ 69.36	\$ 22.20	\$ 586.11
Arbeiter, Gary E	53-08-21-400-058.000-008	1783	2	N	\$ 167,800	\$ 90,980	\$ 76,820	\$1.5437	\$2.2845	\$ 1,143.82	\$ 1,895.83	\$ 203.12	\$ -	\$ 548.90	\$ 752.01	\$ 69.36	\$ 22.20	\$ 660.45
Amandola, Mary T	53-08-21-400-033.000-008	1783	2	N	\$ 228,100	\$ 108,735	\$ 119,365	\$1.5437	\$2.2845	\$ 1,777.84	\$ 2,696.77	\$ 288.94	\$ -	\$ 629.99	\$ 918.93	\$ 69.36	\$ 22.20	\$ 827.37
Townhomes on the Green LLC	53-08-14-200-036.048-008	2029	2	N	\$ 161,900	\$ -	\$ 161,900	\$1.5437	\$2.2845	\$ 2,499.24	\$ 3,801.18	\$ 407.27	\$ -	\$ 894.67	\$ 1,301.94	\$ 69.36	\$ 22.20	\$ 1,210.38
Townhomes on the Green LLC	53-08-14-200-036.049-008	2029	2	N	\$ 157,300	\$ -	\$ 157,300	\$1.5437	\$2.2845	\$ 2,428.24	\$ 3,693.18	\$ 395.70	\$ -	\$ 869.24	\$ 1,264.94	\$ 69.36	\$ 22.20	\$ 1,173.38
Townhomes on the Green LLC	53-08-14-200-036.050-008	2029	2	N	\$ 161,900	\$ -	\$ 161,900	\$1.5437	\$2.2845	\$ 2,499.24	\$ 3,801.18	\$ 407.27	\$ -	\$ 894.67	\$ 1,301.94	\$ 69.36	\$ 22.20	\$ 1,210.38
Townhomes on the Green LLC	53-08-14-200-036.051-008	2029	2	N	\$ 160,100	\$ -	\$ 160,100	\$1.5437	\$2.2845	\$ 2,471.46	\$ 3,758.92	\$ 402.74	\$ -	\$ 884.72	\$ 1,287.46	\$ 69.36	\$ 22.20	\$ 1,195.90
Townhomes on the Green LLC	53-08-14-200-036.052-008	2029	2	N	\$ 157,300	\$ -	\$ 157,300	\$1.5437	\$2.2845	\$ 2,428.24	\$ 3,693.18	\$ 395.70	\$ -	\$ 869.24	\$ 1,264.94	\$ 69.36	\$ 22.20	\$ 1,173.38
Hitzeman, Steven A. & Janet R.	53-08-14-103-014.000-008		2	N	\$ 242,100	\$ 113,985	\$ 128,115	\$1.5437	\$2.2845	\$ 1,907.58	\$ 2,849.70	\$ 305.33	\$ -	\$ 636.79	\$ 942.12	\$ -	\$ -	\$ 942.12
Townhomes on the Green LLC	53-08-14-200-036.053-008	2029	2	N	\$ 161,900	\$ -	\$ 161,900	\$1.5437	\$2.2845	\$ 2,499.24	\$ 3,801.18	\$ 407.27	\$ -	\$ 894.67	\$ 1,301.94	\$ 69.36	\$ 22.20	\$ 1,210.38
Townhomes on the Green LLC	53-08-14-200-036.054-008	2029	2	N	\$ 161,900	\$ -	\$ 161,900	\$1.5437	\$2.2845	\$ 2,499.24	\$ 3,801.18	\$ 407.27	\$ -	\$ 894.67	\$ 1,301.94	\$ 69.36	\$ 22.20	\$ 1,210.38
Townhomes on the Green LLC	53-08-14-200-036.055-008	2029	2	N	\$ 157,300	\$ -	\$ 157,300	\$1.5437	\$2.2845	\$ 2,428.24	\$ 3,693.18	\$ 395.70	\$ -	\$ 869.24	\$ 1,264.94	\$ 69.36	\$ 22.20	\$ 1,173.38
Townhomes on the Green LLC	53-08-14-200-036.056-008	2029	2	N	\$ 161,900	\$ -	\$ 161,900	\$1.5437	\$2.2845	\$ 2,499.24	\$ 3,801.18	\$ 407.27	\$ -	\$ 894.67	\$ 1,301.94	\$ 69.36	\$ 22.20	\$ 1,210.38
Townhomes on the Green LLC	53-08-14-200-036.057-008	2029	2	N	\$ 164,200	\$ -	\$ 164,200	\$1.5437	\$2.2845	\$ 2,534.76	\$ 3,855.18	\$ 413.05	\$ -	\$ 907.36	\$ 1,320.42	\$ 69.36	\$ 22.20	\$ 1,228.86
Townhomes on the Green LLC	53-08-14-200-036.058-008	2029	2	N	\$ 163,800	\$ -	\$ 163,800	\$1.5437	\$2.2845	\$ 2,528.58	\$ 3,845.79	\$ 412.05	\$ -	\$ 905.16	\$ 1,317.21	\$ 69.36	\$ 22.20	\$ 1,225.65
Townhomes on the Green LLC	53-08-14-200-036.059-008	2029	2	N	\$ 164,700	\$ -	\$ 164,700	\$1.5437	\$2.2845	\$ 2,542.48	\$ 3,866.92	\$ 414.31	\$ -	\$ 910.13	\$ 1,324.44	\$ 69.36	\$ 22.20	\$ 1,232.88
Townhomes on the Green LLC	53-08-14-200-036.060-008	2029	2	N	\$ 161,100	\$ -	\$ 161,100	\$1.5437	\$2.2845	\$ 2,486.90	\$ 3,782.40	\$ 405.26	\$ -	\$ 890.24	\$ 1,295.50	\$ 69.36	\$ 22.20	\$ 1,203.94
Townhomes on the Green LLC	53-08-14-200-036.061-008	2029	2	N	\$ 161,900	\$ -	\$ 161,900	\$1.5437	\$2.2845	\$ 2,499.24	\$ 3,801.18	\$ 407.27	\$ -	\$ 894.67	\$ 1,301.94	\$ 69.36	\$ 22.20	\$ 1,210.38
Townhomes on the Green LLC	53-08-14-200-036.062-008	2029	2	N	\$ 161,900	\$ -	\$ 161,900	\$1.5437	\$2.2845	\$ 2,499.24	\$ 3,801.18	\$ 407.27	\$ -	\$ 894.67	\$ 1,301.94	\$ 69.36	\$ 22.20	\$ 1,210.38
Townhomes on the Green LLC	53-08-14-200-036.063-008	2029	2	N	\$ 156,100	\$ -	\$ 156,100	\$1.5437	\$2.2845	\$ 2,409.72	\$ 3,665.00	\$ 392.68	\$ -	\$ 862.60	\$ 1,255.28	\$ 69.36	\$ 22.20	\$ 1,163.72
Townhomes on the Green LLC	53-08-14-200-036.064-008	2029	2	N	\$ 161,900	\$ -	\$ 161,900	\$1.5437	\$2.2845	\$ 2,499.24	\$ 3,801.18	\$ 407.27	\$ -	\$ 894.67	\$ 1,301.94	\$ 69.36	\$ 22.20	\$ 1,210.38
Townhomes on the Green LLC	53-08-14-200-036.065-008	2029	2	N	\$ 161,900	\$ -	\$ 161,900	\$1.5437	\$2.2845	\$ 2,499.24	\$ 3,801.18	\$ 407.27	\$ -	\$ 894.67	\$ 1,301.94	\$ 69.36	\$ 22.20	\$ 1,210.38
Townhomes on the Green LLC	53-08-14-200-036.066-008	2029	2	N	\$ 156,100	\$ -	\$ 156,100	\$1.5437	\$2.2845	\$ 2,409.72	\$ 3,665.00	\$ 392.68	\$ -	\$ 862.60	\$ 1,255.28	\$ 69.36	\$ 22.20	\$ 1,163.72
Townhomes On The Green LLC	53-08-14-200-036.067-008	2029	2	N	\$ 159,600	\$ -	\$ 159,600	\$1.5437	\$2.2845	\$ 2,463.76	\$ 3,747.18	\$ 401.48	\$ -	\$ 881.93	\$ 1,283.42	\$ 69.36	\$ 22.20	\$ 1,191.86
Woods, William A & Thresa E Trust	53-08-21-200-102.000-008		2	N	\$ 143,700	\$ 79,195	\$ 64,505	\$1.5437	\$2.2845	\$ 961.00	\$ 1,592.84	\$ 170.67	\$ -	\$ 461.17	\$ 631.84	\$ 69.36	\$ 14.76	\$ 547.72
Winchell-haines, Sharon & Alvarez , Dawn Marie	53-08-20-403-014.000-008		2	N	\$ 66,300	\$ 51,692	\$ 14,608	\$1.5437	\$2.2845	\$ 217.50	\$ 360.51	\$ 38.63	\$ -	\$ 104.38	\$ 143.01	\$ 69.36	\$ 22.20	\$ 51.45
Young, Shelby	53-08-20-400-069.000-008		2	N	\$ 113,700	\$ 72,045	\$ 41,655	\$1.5437	\$2.2845	\$ 620.24	\$ 1,028.02	\$ 110.15	\$ -	\$ 297.62	\$ 407.78	\$ 69.36	\$ 14.76	\$ 323.66
Gossman, James Alan	53-08-11-101-068.000-008	1519	2	N	\$ 119,600	\$ 70,935	\$ 48,665	\$1.5437	\$2.2845	\$ 724.88	\$ 1,201.47	\$ 128.73	\$ -	\$ 347.86	\$ 476.59	\$ -	\$ -	\$ 476.59
Franklin, Brett & Cheryl Joint Revocable Living Trust	53-08-11-400-022.000-008	1627	2	N	\$ 904,800	\$ 319,950	\$ 584,850	\$1.5437	\$2.2845	\$ 8,708.20	\$ 10,764.56	\$ 1,153.35	\$ -	\$ 903.01	\$ 2,056.36	\$ -	\$ -	\$ 2,056.36
Stowell, Michael J & Kathryn E	53-08-11-400-023.000-008	1627	2	N	\$ 827,600	\$ 303,125	\$ 524,475	\$1.5437	\$2.2845	\$ 7,809.24	\$ 9,811.28	\$ 1,051.21	\$ -	\$ 950.83	\$ 2,002.04	\$ 69.36	\$ 22.20	\$ 1,910.48
Nunn, Kenneth L & Nunn, Leah K	53-08-11-400-018.000-008	1627	2	N	\$ 778,900	\$ -	\$ 778,900	\$1.5437	\$2.2845	\$ 12,023.88	\$ 18,291.67	\$ 1,959.82	\$ -	\$ 4,307.96	\$ 6,267.79	\$ 69.36	\$ 22.20	\$ 6,176.23

City of Bloomington

Area #2: South-East Annexation Area - Tax Impacts Analysis



Note (1): This section shows the inc/(dec) in tax bills due to differences between township fire protection rates and the Monroe Fire Protection District fire rate

Owner Name	Parcel #	Waiver	Annexation Area	AG	2020 Pay 2021 Gross AV	2020 Pay 2021 Deductions /Exemptions	2020 Pay 2021 NAV	Pre-Annex 2021 Prop Tax Rate	Post-Annex Prop Tax Rate	Pre-Annex Tax Bill	Post-Annex Tax Bill	Net Tax Bill Increase Due Solely to AV Growth (12% Aggregate over 4 years)	Net Tax Bill Increase Due to Difference Between Fire Rates (1)	Net Tax Bill Increase Due to Annexation	Total Post-Annexation Net Tax Bill Increase	Benefit 1 Yearly Sewer Bill Savings (@ 4000 Gal/Month)	Benefit 2 Yearly Fire Protection (Water Surcharge) Savings	Post-Annex Tax Bill Inc/(Dec) Net of Benefits
Geiger, Douglas D & M A Blue	53-08-11-400-024.000-008	1627	2	N	\$ 743,600	\$ 282,650	\$ 460,950	\$1.5437	\$2.2845	\$ 6,863.38	\$ 8,825.48	\$ 945.59	\$ -	\$ 1,016.51	\$ 1,962.10	\$ 69.36	\$ 22.20	\$ 1,870.54
Edgeworth, Harry L & Barbara Sue	53-08-11-400-016.000-008	1580	2	N	\$ 938,000	\$ 319,050	\$ 618,950	\$1.5437	\$2.2845	\$ 9,236.08	\$ 11,662.90	\$ 1,249.60	\$ -	\$ 1,177.22	\$ 2,426.82	\$ 69.36	\$ 22.20	\$ 2,335.26
Saddlebrook Estates LLC	53-08-11-400-013.000-008	1627	2	N	\$ 1,900	\$ -	\$ 1,900	\$1.5437	\$2.2845	\$ 29.32	\$ 48.61	\$ 5.21	\$ -	\$ 14.09	\$ 19.29	\$ -	\$ -	\$ 19.29
Saddlebrook Estates LLC	53-08-11-400-015.000-008	1627	2	N	\$ 1,900	\$ -	\$ 1,900	\$1.5437	\$2.2845	\$ 29.32	\$ 48.61	\$ 5.21	\$ -	\$ 14.09	\$ 19.29	\$ -	\$ -	\$ 19.29
Sinn, Alan L & Andrea L	53-08-12-300-013.000-008		2	N	\$ 255,000	\$ 119,225	\$ 135,775	\$1.5437	\$2.2845	\$ 2,023.56	\$ 3,015.42	\$ 323.08	\$ -	\$ 668.78	\$ 991.86	\$ -	\$ -	\$ 991.86
Board Of Commissioners Monroe County, The	53-08-12-300-012.000-008		2	N	\$ -	\$ -	\$ -	\$1.5437	\$2.2845	\$ -	\$ -	\$ -	\$ -	\$ -	\$ -	\$ -	\$ -	\$ -
Sinn, Alan L & Andrea L	53-08-12-300-008.000-008		2	N	\$ 31,400	\$ -	\$ 31,400	\$1.5437	\$2.2845	\$ 484.72	\$ 803.41	\$ 86.08	\$ -	\$ 232.61	\$ 318.69	\$ -	\$ -	\$ 318.69
Short, Charles R Jr & Diane E	53-08-12-301-009.001-008	2214	2	N	\$ 82,200	\$ -	\$ 82,200	\$1.5437	\$2.2845	\$ 1,268.92	\$ 2,103.19	\$ 225.34	\$ -	\$ 608.93	\$ 834.27	\$ -	\$ -	\$ 834.27
Andersen, Greg & Lori Revocable Trust	53-08-12-301-009.002-008	2257	2	N	\$ 460,200	\$ 188,175	\$ 272,025	\$1.5437	\$2.2845	\$ 4,056.76	\$ 5,569.74	\$ 596.76	\$ -	\$ 916.22	\$ 1,512.98	\$ 69.36	\$ 22.20	\$ 1,421.42
Bowling, Chad Everett & Ashley Nicole	53-08-12-301-009.003-008	2214	2	N	\$ 75,200	\$ 3,000	\$ 72,200	\$1.5437	\$2.2845	\$ 1,114.56	\$ 1,847.33	\$ 197.93	\$ -	\$ 534.84	\$ 732.77	\$ -	\$ -	\$ 732.77
Smith, Kevin Lawrence & Shiela Paez	53-08-12-301-009.004-008	2214	2	N	\$ 680,300	\$ 254,780	\$ 425,520	\$1.5437	\$2.2845	\$ 6,358.56	\$ 8,596.97	\$ 921.10	\$ -	\$ 1,317.31	\$ 2,238.41	\$ 69.36	\$ 37.08	\$ 2,131.97
Thomas, George P & Grace G	53-08-12-301-009.005-008	2215	2	N	\$ 404,900	\$ 173,895	\$ 231,005	\$1.5437	\$2.2845	\$ 3,439.56	\$ 4,781.80	\$ 512.34	\$ -	\$ 829.90	\$ 1,342.24	\$ -	\$ -	\$ 1,342.24
Eaton, J Michael & Mandi R	53-08-12-301-009.006-008	2215	2	N	\$ 589,000	\$ 238,330	\$ 350,670	\$1.5437	\$2.2845	\$ 5,221.34	\$ 6,972.77	\$ 742.08	\$ -	\$ 1,004.36	\$ 1,751.43	\$ 69.36	\$ 22.20	\$ 1,659.87
Sinn, Wesley & Haley	53-08-12-301-009.007-008	2215	2	N	\$ 77,100	\$ -	\$ 77,100	\$1.5437	\$2.2845	\$ 1,190.20	\$ 1,972.70	\$ 211.36	\$ -	\$ 571.14	\$ 782.50	\$ -	\$ -	\$ 782.50
Cantrell, Dean & Angela Joint Revocable Trust	53-08-12-301-009.008-008	2215	2	N	\$ 654,100	\$ 253,310	\$ 400,790	\$1.5437	\$2.2845	\$ 5,978.28	\$ 7,984.10	\$ 855.44	\$ -	\$ 1,150.38	\$ 2,005.82	\$ 69.36	\$ 22.20	\$ 1,914.26
Teddy Bear Real Estate LLC	53-08-21-100-011.000-008	2349	2	N	\$ 190,200	\$ -	\$ 190,200	\$1.5437	\$2.2845	\$ 2,936.12	\$ 4,866.51	\$ 521.41	\$ -	\$ 1,408.98	\$ 1,930.39	\$ -	\$ -	\$ 1,930.39
Teddy Bear Real Estate LLC	53-08-21-100-032.000-008	2348	2	N	\$ 235,100	\$ -	\$ 235,100	\$1.5437	\$2.2845	\$ 3,629.24	\$ 6,015.34	\$ 644.50	\$ -	\$ 1,741.60	\$ 2,386.10	\$ -	\$ -	\$ 2,386.10
Holmberg, Carl H & Lorraine C	53-08-21-100-040.000-008		2	N	\$ 371,200	\$ 157,025	\$ 214,175	\$1.5437	\$2.2845	\$ 3,195.40	\$ 4,510.54	\$ 483.27	\$ -	\$ 831.87	\$ 1,315.14	\$ -	\$ -	\$ 1,315.14
El Sameed, Yaser Abu	53-08-21-100-061.000-008	1926	2	N	\$ 435,800	\$ 169,215	\$ 266,585	\$1.5437	\$2.2845	\$ 3,989.00	\$ 5,646.23	\$ 604.95	\$ -	\$ 1,052.28	\$ 1,657.23	\$ 69.36	\$ 22.20	\$ 1,565.67
Kovacs, Vilmos & Sylvia	53-08-21-100-088.000-008	1915	2	N	\$ 473,900	\$ 198,115	\$ 275,785	\$1.5437	\$2.2845	\$ 4,106.32	\$ 5,605.13	\$ 600.55	\$ -	\$ 898.26	\$ 1,498.81	\$ 69.36	\$ 22.20	\$ 1,407.25
Misenheimer, James M	53-08-20-400-032.000-008		2	N	\$ 118,300	\$ 70,655	\$ 47,645	\$1.5437	\$2.2845	\$ 709.42	\$ 1,175.82	\$ 125.97	\$ -	\$ 340.43	\$ 466.40	\$ 69.36	\$ 14.76	\$ 382.28
Perry-Clear Creek Fire Protection District	53-08-16-300-025.000-008		2	N	\$ -	\$ -	\$ -	\$1.5437	\$2.2845	\$ -	\$ -	\$ -	\$ -	\$ -	\$ -	\$ 69.36	\$ 22.20	\$ (91.56)
City of Bloomington Utilities	53-01-42-209-001.000-008		2	N	\$ -	\$ -	\$ -	\$1.5437	\$2.2845	\$ -	\$ -	\$ -	\$ -	\$ -	\$ -	\$ -	\$ -	\$ -
Buzzard, Kenenth E Revocable Trust	53-08-21-100-074.000-008	1915	2	N	\$ 368,300	\$ 161,155	\$ 207,145	\$1.5437	\$2.2845	\$ 3,084.32	\$ 4,348.37	\$ 465.89	\$ -	\$ 798.16	\$ 1,264.05	\$ 69.36	\$ 22.20	\$ 1,172.49
Blind Squirrels LLC	53-08-20-400-085.000-008	2446	2	N	\$ 161,900	\$ -	\$ 161,900	\$1.5437	\$2.2845	\$ 2,499.24	\$ 4,142.42	\$ 443.83	\$ -	\$ 1,199.35	\$ 1,643.18	\$ -	\$ -	\$ 1,643.18
Brummett, Don Roy & Delores June	53-08-21-200-078.000-008		2	N	\$ 148,500	\$ 79,825	\$ 68,675	\$1.5437	\$2.2845	\$ 717.68	\$ 1,698.46	\$ 181.98	\$ -	\$ 798.81	\$ 980.78	\$ 69.36	\$ 14.76	\$ 896.66
Shank, Joanne & Ray Zdonek	53-08-21-200-113.000-008		2	N	\$ 123,500	\$ 75,475	\$ 48,025	\$1.5437	\$2.2845	\$ 715.08	\$ 1,185.21	\$ 126.99	\$ -	\$ 343.14	\$ 470.13	\$ 69.36	\$ 22.20	\$ 378.57
Pierce, Edward R Jr	53-08-21-200-138.000-008		2	N	\$ 92,500	\$ 61,450	\$ 31,050	\$1.5437	\$2.2845	\$ 462.60	\$ 766.74	\$ 82.15	\$ -	\$ 221.99	\$ 304.14	\$ 69.36	\$ 14.76	\$ 220.02
Abbott, Craig	53-08-21-200-064.000-008		2	N	\$ 129,600	\$ 3,000	\$ 126,600	\$1.5437	\$2.2845	\$ 1,954.32	\$ 3,039.59	\$ 325.67	\$ -	\$ 759.60	\$ 1,085.27	\$ 69.36	\$ 14.76	\$ 1,001.15
Wesley, Ann M	53-08-21-200-073.000-008		2	N	\$ 101,200	\$ 64,495	\$ 36,705	\$1.5437	\$2.2845	\$ 546.80	\$ 906.30	\$ 97.11	\$ -	\$ 262.39	\$ 359.50	\$ 69.36	\$ 22.20	\$ 267.94
Campbell, Sandy A	53-08-21-200-047.000-008		2	N	\$ 107,000	\$ 66,700	\$ 40,300	\$1.5437	\$2.2845	\$ 600.04	\$ 994.56	\$ 106.56	\$ -	\$ 287.96	\$ 394.52	\$ 69.36	\$ 14.76	\$ 310.40
May, Paul B & Teresa R	53-08-14-100-018.000-008		2	N	\$ 380,300	\$ 153,490	\$ 226,810	\$1.5437	\$2.2845	\$ 3,394.02	\$ 4,881.59	\$ 523.02	\$ -	\$ 964.55	\$ 1,487.57	\$ -	\$ -	\$ 1,487.57
Hillenberg, Norma D	53-08-14-100-023.000-008		2	N	\$ 291,300	\$ 130,715	\$ 160,585	\$1.5437	\$2.2845	\$ 2,391.82	\$ 3,454.39	\$ 370.11	\$ -	\$ 692.46	\$ 1,062.57	\$ -	\$ -	\$ 1,062.57
Figert, Stephen & Rebecca	53-08-21-300-027.000-008		2	N	\$ 163,100	\$ 82,790	\$ 80,310	\$1.5437	\$2.2845	\$ 1,204.36	\$ 1,996.21	\$ 213.88	\$ -	\$ 577.97	\$ 791.85	\$ 69.36	\$ 22.20	\$ 700.29
Hardwick-Hillenburg, Patti	53-08-14-100-013.000-008		2	N	\$ 138,100	\$ -	\$ 138,100	\$1.5437	\$2.2845	\$ 2,131.84	\$ 3,246.82	\$ 347.87	\$ -	\$ 767.10	\$ 1,114.98	\$ -	\$ -	\$ 1,114.98
Poole, Chantelle C	53-08-21-400-047.000-008	1783	2	N	\$ 195,200	\$ -	\$ 195,200	\$1.5437	\$2.2845	\$ 3,013.30	\$ 4,583.01	\$ 491.04	\$ -	\$ 1,078.68	\$ 1,569.71	\$ 69.36	\$ 22.20	\$ 1,478.15
Amandola, Joseph	53-08-21-400-056.000-008	1783	2	N	\$ 160,600	\$ 88,355	\$ 72,245	\$1.5437	\$2.2845	\$ 1,075.70	\$ 1,782.92	\$ 191.02	\$ -	\$ 516.20	\$ 707.22	\$ 69.36	\$ 22.20	\$ 615.66
Schmidt, Stephen W	53-08-21-400-028.000-008	1783	2	N	\$ 155,800	\$ 83,780	\$ 72,020	\$1.5437	\$2.2845	\$ 1,072.36	\$ 1,777.38	\$ 190.43	\$ -	\$ 514.59	\$ 705.02	\$ 69.36	\$ 22.20	\$ 613.46
Ackerman, Edmund Jackie William;																		
Ackerman, Clark Michael	53-08-21-400-048.000-008	1783	2	N	\$ 174,900	\$ 93,465	\$ 81,435	\$1.5437	\$2.2845	\$ 1,212.52	\$ 2,009.72	\$ 215.32	\$ -	\$ 581.88	\$ 797.20	\$ 69.36	\$ 22.20	\$ 705.64
Keller, James F & Lynn F	53-08-21-400-023.000-008	1783	2	N	\$ 204,000	\$ 103,650	\$ 100,350	\$1.5437	\$2.2845	\$ 1,494.16	\$ 2,393.03	\$ 256.40	\$ -	\$ 642.48	\$ 898.87	\$ 69.36	\$ 22.20	\$ 807.31
Keffler, James H	53-08-21-400-001.000-008	1783	2	N	\$ 179,900	\$ 95,215	\$ 84,685	\$1.5437	\$2.2845	\$ 1,260.92	\$ 2,089.95	\$ 223.92	\$ -	\$ 605.11	\$ 829.03	\$ 69.36	\$ 22.20	\$ 737.47
Gredy, Bob D	53-08-21-400-006.000-008	1783	2	N	\$ 203,500	\$ 102,425	\$ 101,075	\$1.5437	\$2.2845	\$ 1,504.96	\$ 2,354.62	\$ 252.28	\$ -	\$ 597.38	\$ 849.66	\$ 69.36	\$ 22.20	\$ 758.10
Love, Janet L Revocable Trust	53-08-21-400-054.000-008	1783	2	N	\$ 168,300	\$ 88,155	\$ 80,145	\$1.5437	\$2.2845	\$ 1,193.32	\$ 1,971.39	\$ 211.21	\$ -	\$ 566.86	\$ 778.07	\$ 69.36	\$ 22.20	\$ 686.51

City of Bloomington

Area #2: South-East Annexation Area - Tax Impacts Analysis



Note (1): This section shows the inc/(dec) in tax bills due to differences between township fire protection rates and the Monroe Fire Protection District fire rate

Owner Name	Parcel #	Waiver	Annexation Area	AG	2020 Pay 2021 Gross AV	2020 Pay 2021 Deductions /Exemptions	2020 Pay 2021 NAV	Pre-Annex 2020 Pay 2021 Prop Tax Rate	Post-Annex Prop Tax Rate	Pre-Annex Tax Bill	Post-Annex Tax Bill	Net Tax Bill Increase Due Solely to AV Growth (12% Aggregate over 4 years)	Net Tax Bill Increase Due to Difference Between Fire Rates (1)	Net Tax Bill Increase Due to Annexation	Total Post-Annexation Net Tax Bill Increase	Benefit 1 Yearly Sewer Bill Savings (@ 4000 Gal/Month)	Benefit 2 Yearly Fire Protection (Water Surcharge) Savings	Post-Annex Tax Bill Inc/(Dec) Net of Benefits
Kaden, Jeffrey L & Barbara M & Merideth, Kenneth David	53-08-21-400-010.000-008	1783	2	N	\$ 192,300	\$ 99,555	\$ 92,745	\$1.5437	\$2.2845	\$ 1,380.92	\$ 2,253.78	\$ 241.47	\$ -	\$ 631.39	\$ 872.86	\$ 69.36	\$ 22.20	\$ 781.30
Schlegel, David W & Lisa M	53-08-21-400-008.000-008	1783	2	N	\$ 270,200	\$ 124,195	\$ 146,005	\$1.5437	\$2.2845	\$ 2,176.42	\$ 3,210.01	\$ 343.94	\$ -	\$ 689.65	\$ 1,033.59	\$ 69.36	\$ 22.20	\$ 942.03
Chudy, Jeffery J & Lisa A	53-08-21-400-009.000-008	1783	2	N	\$ 182,500	\$ -	\$ 182,500	\$1.5437	\$2.2845	\$ 2,817.24	\$ 4,284.84	\$ 459.09	\$ -	\$ 1,008.51	\$ 1,467.60	\$ 69.36	\$ 22.20	\$ 1,376.04
Feller, Tia N	53-08-21-400-005.000-008	1783	2	N	\$ 154,400	\$ 86,290	\$ 68,110	\$1.5437	\$2.2845	\$ 1,014.12	\$ 1,680.89	\$ 180.09	\$ -	\$ 486.68	\$ 666.77	\$ 69.36	\$ 22.20	\$ 575.21
Bohn, James C & Jennifer M	53-08-21-400-004.000-008	1783	2	N	\$ 203,700	\$ 100,545	\$ 103,155	\$1.5437	\$2.2845	\$ 1,535.94	\$ 2,392.71	\$ 256.37	\$ -	\$ 600.40	\$ 856.77	\$ 69.36	\$ 22.20	\$ 765.21
Smith, Jeffrey & Lisa Revocable Living Trust	53-08-01-400-094.000-008		2	N	\$ 175,100	\$ -	\$ 175,100	\$1.5437	\$2.2845	\$ 2,703.02	\$ 4,129.43	\$ 442.44	\$ -	\$ 983.97	\$ 1,426.41	\$ -	\$ -	\$ 1,426.41
Arnold, Edward J. & Mary J.	53-08-14-103-007.000-008		2	N	\$ 209,300	\$ 102,505	\$ 106,795	\$1.5437	\$2.2845	\$ 1,590.12	\$ 2,459.34	\$ 263.49	\$ -	\$ 605.72	\$ 869.22	\$ -	\$ -	\$ 869.22
Lung, Jennifer L	53-08-21-200-016.000-008		2	N	\$ 119,600	\$ 63,830	\$ 55,770	\$1.5437	\$2.2845	\$ 841.78	\$ 1,354.54	\$ 145.12	\$ -	\$ 367.63	\$ 512.76	\$ -	\$ -	\$ 512.76
Arthur, James M. & R. Darlene	53-08-14-103-018.000-008		2	N	\$ 198,200	\$ 101,340	\$ 96,860	\$1.5437	\$2.2845	\$ 1,442.20	\$ 2,315.35	\$ 248.07	\$ -	\$ 625.08	\$ 873.15	\$ -	\$ -	\$ 873.15
Townhomes On The Green LLC	53-08-14-200-036.068-008	2029	2	N	\$ 154,800	\$ -	\$ 154,800	\$1.5437	\$2.2845	\$ 2,389.64	\$ 3,634.48	\$ 389.41	\$ -	\$ 855.43	\$ 1,244.84	\$ 69.36	\$ 22.20	\$ 1,153.28
Townhomes On The Green LLC	53-08-14-200-036.069-008	2029	2	N	\$ 159,600	\$ -	\$ 159,600	\$1.5437	\$2.2845	\$ 2,463.76	\$ 3,747.18	\$ 401.48	\$ -	\$ 881.93	\$ 1,283.42	\$ 69.36	\$ 22.20	\$ 1,191.86
Townhomes On The Green LLC	53-08-14-200-036.070-008	2029	2	N	\$ 154,800	\$ -	\$ 154,800	\$1.5437	\$2.2845	\$ 2,389.64	\$ 3,634.48	\$ 389.41	\$ -	\$ 855.43	\$ 1,244.84	\$ 69.36	\$ 22.20	\$ 1,153.28
Townhomes on the Green LLC	53-08-14-200-036.071-008	2029	2	N	\$ 163,900	\$ -	\$ 163,900	\$1.5437	\$2.2845	\$ 2,530.12	\$ 3,848.14	\$ 412.30	\$ -	\$ 905.72	\$ 1,318.02	\$ 69.36	\$ 22.20	\$ 1,226.46
Townhomes On The Green LLC	53-08-14-200-036.072-008	2029	2	N	\$ 154,800	\$ -	\$ 154,800	\$1.5437	\$2.2845	\$ 2,389.64	\$ 3,634.48	\$ 389.41	\$ -	\$ 855.43	\$ 1,244.84	\$ 69.36	\$ 22.20	\$ 1,153.28
Townhomes On The Green LLC	53-08-14-200-036.073-008	2029	2	N	\$ 161,000	\$ -	\$ 161,000	\$1.5437	\$2.2845	\$ 2,485.36	\$ 3,780.05	\$ 405.01	\$ -	\$ 889.68	\$ 1,294.69	\$ 69.36	\$ 22.20	\$ 1,203.13
Townhomes On The Green LLC	53-08-14-200-036.074-008	2029	2	N	\$ 158,900	\$ -	\$ 158,900	\$1.5437	\$2.2845	\$ 2,452.94	\$ 3,730.74	\$ 399.72	\$ -	\$ 878.08	\$ 1,277.80	\$ 69.36	\$ 22.20	\$ 1,186.24
Townhomes On The Green LLC	53-08-14-200-036.075-008	2029	2	N	\$ 161,000	\$ -	\$ 161,000	\$1.5437	\$2.2845	\$ 2,485.36	\$ 3,780.05	\$ 405.01	\$ -	\$ 889.68	\$ 1,294.69	\$ 69.36	\$ 22.20	\$ 1,203.13
Charles Layne LLC	53-08-21-100-089.000-008		2	N	\$ 300,500	\$ -	\$ 300,500	\$1.5437	\$2.2845	\$ 4,638.82	\$ 7,153.74	\$ 766.47	\$ -	\$ 1,748.45	\$ 2,514.92	\$ 69.36	\$ 14.76	\$ 2,430.80
Townhomes On The Green LLC	53-08-14-200-036.076-008	2029	2	N	\$ 161,000	\$ -	\$ 161,000	\$1.5437	\$2.2845	\$ 2,485.36	\$ 3,780.05	\$ 405.01	\$ -	\$ 889.68	\$ 1,294.69	\$ 69.36	\$ 22.20	\$ 1,203.13
Townhomes On The Green LLC	53-08-14-200-036.077-008	2029	2	N	\$ 159,200	\$ -	\$ 159,200	\$1.5437	\$2.2845	\$ 2,457.56	\$ 3,737.79	\$ 400.48	\$ -	\$ 879.75	\$ 1,280.23	\$ 69.36	\$ 22.20	\$ 1,188.67
Townhomes On The Green LLC	53-08-14-200-036.078-008	2029	2	N	\$ 161,000	\$ -	\$ 161,000	\$1.5437	\$2.2845	\$ 2,485.36	\$ 3,780.05	\$ 405.01	\$ -	\$ 889.68	\$ 1,294.69	\$ 69.36	\$ 22.20	\$ 1,203.13
Townhomes On The Green LLC	53-08-14-200-036.079-008	2029	2	N	\$ 161,000	\$ -	\$ 161,000	\$1.5437	\$2.2845	\$ 2,485.36	\$ 3,780.05	\$ 405.01	\$ -	\$ 889.68	\$ 1,294.69	\$ 69.36	\$ 22.20	\$ 1,203.13
Townhomes On The Green LLC	53-08-14-200-036.080-008	2029	2	N	\$ 158,900	\$ -	\$ 158,900	\$1.5437	\$2.2845	\$ 2,452.94	\$ 3,730.74	\$ 399.72	\$ -	\$ 878.08	\$ 1,277.80	\$ 69.36	\$ 22.20	\$ 1,186.24
Townhomes On The Green LLC	53-08-14-200-036.081-008	2029	2	N	\$ 161,000	\$ -	\$ 161,000	\$1.5437	\$2.2845	\$ 2,485.36	\$ 3,780.05	\$ 405.01	\$ -	\$ 889.68	\$ 1,294.69	\$ 69.36	\$ 22.20	\$ 1,203.13
Townhomes On The Green LLC	53-08-14-200-036.082-008	2029	2	N	\$ 159,600	\$ -	\$ 159,600	\$1.5437	\$2.2845	\$ 2,463.76	\$ 3,747.18	\$ 401.48	\$ -	\$ 881.93	\$ 1,283.42	\$ 69.36	\$ 22.20	\$ 1,191.86
Townhomes On The Green LLC	53-08-14-200-036.083-008	2029	2	N	\$ 162,900	\$ -	\$ 162,900	\$1.5437	\$2.2845	\$ 2,514.68	\$ 3,824.66	\$ 409.78	\$ -	\$ 900.19	\$ 1,309.98	\$ 69.36	\$ 22.20	\$ 1,218.42
Paskash, Michael S & Madonna M	53-01-41-068-534.000-008	2157	2	N	\$ 332,500	\$ 148,625	\$ 183,875	\$1.5437	\$2.2845	\$ 2,737.84	\$ 3,922.32	\$ 420.25	\$ -	\$ 764.23	\$ 1,184.48	\$ 69.36	\$ 22.20	\$ 1,092.92
Dilts, Angela M; Loewe, Jordan	53-01-41-068-535.000-008	2211	2	N	\$ 369,800	\$ 161,680	\$ 208,120	\$1.5437	\$2.2845	\$ 3,098.84	\$ 4,366.22	\$ 467.80	\$ -	\$ 799.58	\$ 1,267.38	\$ 69.36	\$ 22.20	\$ 1,175.82
Lindeman, Ryan & Mason-Lindeman, Lydia	53-01-41-068-536.000-008	2145	2	N	\$ 381,200	\$ 162,670	\$ 218,530	\$1.5437	\$2.2845	\$ 3,253.84	\$ 4,505.15	\$ 482.70	\$ -	\$ 768.60	\$ 1,251.31	\$ 69.36	\$ 22.20	\$ 1,159.75
Willis, Erik & Stephanie	53-01-41-068-537.000-008	2140	2	N	\$ 275,100	\$ 128,535	\$ 146,565	\$1.5437	\$2.2845	\$ 2,182.28	\$ 3,239.20	\$ 347.06	\$ -	\$ 709.86	\$ 1,056.92	\$ 69.36	\$ 22.20	\$ 965.36
Wright, Kirby Don	53-08-21-200-041.000-008		2	N	\$ 155,100	\$ 80,630	\$ 74,470	\$1.5437	\$2.2845	\$ 1,113.38	\$ 1,845.37	\$ 197.71	\$ -	\$ 534.28	\$ 731.99	\$ 69.36	\$ 14.76	\$ 647.87
Ooley, Cindy R & Jeffrey	53-08-01-100-069.000-008		2	N	\$ 238,200	\$ 105,330	\$ 132,870	\$1.5437	\$2.2845	\$ 1,992.84	\$ 3,128.86	\$ 335.23	\$ -	\$ 800.80	\$ 1,136.02	\$ 69.36	\$ 22.20	\$ 1,044.46
Todd, Robert Dale & Pamela J.	53-08-14-300-020.000-008		2	N	\$ 163,000	\$ 87,410	\$ 75,590	\$1.5437	\$2.2845	\$ 1,126.82	\$ 1,867.67	\$ 200.11	\$ -	\$ 540.74	\$ 740.85	\$ -	\$ -	\$ 740.85
Todd, Robert G & Hardie , Janice A	53-08-21-300-067.000-008		2	N	\$ 132,900	\$ 75,765	\$ 57,135	\$1.5437	\$2.2845	\$ 850.72	\$ 1,410.04	\$ 151.07	\$ -	\$ 408.25	\$ 559.32	\$ 69.36	\$ 22.20	\$ 467.76
Todd, Robert G. & Hardie , Janice A	53-08-21-300-062.000-008		2	N	\$ 72,800	\$ -	\$ 72,800	\$1.5437	\$2.2845	\$ 1,123.80	\$ 1,862.68	\$ 199.57	\$ -	\$ 539.31	\$ 738.88	\$ -	\$ -	\$ 738.88
Travis, Cliff K. & Joan C.	53-08-01-100-017.000-008		2	N	\$ 314,700	\$ 141,240	\$ 173,460	\$1.5437	\$2.2845	\$ 2,582.92	\$ 3,682.12	\$ 394.51	\$ -	\$ 704.69	\$ 1,099.20	\$ 69.36	\$ 22.20	\$ 1,007.64
Trinkle, Claude & Sharon	53-08-21-200-029.000-008		2	N	\$ 138,700	\$ 75,475	\$ 63,225	\$1.5437	\$2.2845	\$ 948.08	\$ 1,571.40	\$ 168.36	\$ -	\$ 454.96	\$ 623.32	\$ 69.36	\$ 14.76	\$ 539.20
Rink, Lawrence D	53-08-21-200-147.000-008	1845	2	N	\$ 70,400	\$ -	\$ 70,400	\$1.5437	\$2.2845	\$ 1,086.76	\$ 1,652.89	\$ 177.10	\$ -	\$ 389.04	\$ 566.13	\$ -	\$ -	\$ 566.13
Kroger Ltd Partnership	53-08-21-200-075.000-008	1859	2	N	\$ 570,600	\$ -	\$ 570,600	\$1.5437	\$2.2845	\$ 8,808.36	\$ 14,599.54	\$ 1,564.24	\$ -	\$ 4,226.94	\$ 5,791.18	\$ -	\$ -	\$ 5,791.18
Kroger Ltd Partnership	53-08-21-200-146.000-008	1845	2	N	\$ 6,011,100	\$ -	\$ 6,011,100	\$1.5437	\$2.2845	\$ 92,793.36	\$ 153,801.75	\$ 16,478.76	\$ -	\$ 44,529.63	\$ 61,008.39	\$ 69.36	\$ 74.16	\$ 60,864.87
Clear Creek Crossing LLC	53-08-21-200-087.000-008		2	N	\$ 78,000	\$ -	\$ 78,000	\$1.5437	\$2.2845	\$ 1,204.08	\$ 1,995.73	\$ 213.83	\$ -	\$ 577.82	\$ 791.65	\$ -	\$ -	\$ 791.65
Clear Creek Crossing LLC	53-08-21-200-082.000-008	1845	2	N	\$ 1,662,100	\$ -	\$ 1,662,100	\$1.5437	\$2.2845	\$ 25,657.84	\$ 42,526.97	\$ 4,556.46	\$ -	\$ 12,312.67	\$ 16,869.13	\$ -	\$ -	\$ 16,869.13
Wm Parks LLC	53-08-21-200-086.000-008	1845	2	N	\$ 786,300	\$ -	\$ 786,300	\$1.5437	\$2.2845	\$ 12,138.12	\$ 20,118.50	\$ 2,155.55	\$ -	\$ 5,824.83	\$ 7,980.38	\$ 69.36	\$ 74.16	\$ 7,836.86
Henson, David L & Lesa D	53-08-12-301-009.009-008	2216	2	N	\$ 469,900	\$ 188,840	\$ 281,060	\$1.5437	\$2.2845	\$ 4,195.56	\$ 5,791.92	\$ 620.56	\$ -	\$ 975.80	\$ 1,596.36	\$ 69.36	\$ 22.20	\$ 1,504.80
Patel, Rajesh ; Yogina & Patel, Rashmin; Varsha	53-08-12-301-009.010-008	2216	2	N	\$ 706,500	\$ 267,750	\$ 438,750	\$1.5437	\$2.2845	\$ 6,543.48	\$ 8,611.92	\$ 922.71	\$ -	\$ 1,145.73	\$ 2,068.44	\$ 69.36	\$ 37.08	\$ 1,962.00
Lloyd, Randal & Jennifer	53-08-12-301-009.011-008	2216	2	N	\$ 436,500	\$ 176,835	\$ 259,665	\$1.5437	\$2.2845	\$ 3,877.48	\$ 5,406.75	\$ 579.30	\$ -	\$ 949.97	\$ 1,529.27	\$ 69.36	\$ 22.20	\$ 1,437.71
Law, Park C & April B	53-08-14-301-003.000-008		2	N	\$ 252,300	\$ 116,575	\$ 135,725	\$1.5437	\$2.2845	\$ 2,022.42	\$ 3,009.41	\$ 322.44	\$ -	\$ 664.55	\$ 986.99	\$ -	\$ -	\$ 986.99

City of Bloomington

Area #2: South-East Annexation Area - Tax Impacts Analysis



Note (1): This section shows the inc/(dec) in tax bills due to differences between township fire protection rates and the Monroe Fire Protection District fire rate

Owner Name	Parcel #	Waiver	Annexation Area	AG	2020 Pay 2021 Gross AV	2020 Pay 2021 Deductions /Exemptions	2020 Pay 2021 NAV	Pre-Annex 2021 Prop Tax Rate	Post-Annex Prop Tax Rate	Pre-Annex Tax Bill	Post-Annex Tax Bill	Net Tax Bill Increase Due Solely to AV Growth (12% Aggregate over 4 years)	Net Tax Bill Increase Due to Difference Between Fire Rates (1)	Net Tax Bill Increase Due to Annexation	Total Post-Annexation Net Tax Bill Increase	Benefit 1 Yearly Sewer Bill Savings (@ 4000 Gal/Month)	Benefit 2 Yearly Fire Protection (Water Surcharge) Savings	Post-Annex Tax Bill Inc/(Dec) Net of Benefits
Schill, Kimberly A	53-08-14-301-018.000-008		2	N	\$ 399,300	\$ 169,005	\$ 230,295	\$ 1.5437	\$ 2.2845	\$ 3,429.00	\$ 4,720.54	\$ 505.77	\$ -	\$ 785.77	\$ 1,291.54	\$ -	\$ -	\$ 1,291.54
Gray, Jason P & Kathryn H	53-08-14-301-001.000-008		2	N	\$ 424,800	\$ 180,930	\$ 243,870	\$ 1.5437	\$ 2.2845	\$ 3,631.12	\$ 5,020.78	\$ 537.93	\$ -	\$ 851.73	\$ 1,389.66	\$ -	\$ -	\$ 1,389.66
Tann, Chris G & Breese, Jennifer R	53-08-14-301-014.000-008		2	N	\$ 329,300	\$ 147,505	\$ 181,795	\$ 1.5437	\$ 2.2845	\$ 2,706.86	\$ 3,884.23	\$ 416.16	\$ -	\$ 761.21	\$ 1,177.37	\$ -	\$ -	\$ 1,177.37
Harris, Glenn M & Beth Ann	53-08-14-301-002.000-008		2	N	\$ 395,300	\$ 3,000	\$ 392,300	\$ 1.5437	\$ 2.2845	\$ 6,055.94	\$ 9,277.84	\$ 994.05	\$ -	\$ 2,227.84	\$ 3,221.90	\$ -	\$ -	\$ 3,221.90
Nussbaum, Matthew & Kathleen R	53-08-14-301-005.000-008		2	N	\$ 320,000	\$ 144,250	\$ 175,750	\$ 1.5437	\$ 2.2845	\$ 2,616.84	\$ 3,773.56	\$ 404.31	\$ -	\$ 752.41	\$ 1,156.72	\$ -	\$ -	\$ 1,156.72
Publow, Eric C & Kristen K	53-08-14-301-016.000-008		2	N	\$ 304,800	\$ 135,930	\$ 168,870	\$ 1.5437	\$ 2.2845	\$ 2,514.40	\$ 3,595.89	\$ 385.27	\$ -	\$ 696.22	\$ 1,081.49	\$ -	\$ -	\$ 1,081.49
Mark, Hugh L Sr & Rosalind P	53-08-14-301-006.000-008		2	N	\$ 409,900	\$ 175,715	\$ 234,185	\$ 1.5437	\$ 2.2845	\$ 3,486.92	\$ 4,843.46	\$ 518.94	\$ -	\$ 837.60	\$ 1,356.54	\$ -	\$ -	\$ 1,356.54
Lovell, Andrew S & Tiffani M	53-08-14-301-007.000-008		2	N	\$ 379,100	\$ 164,935	\$ 214,165	\$ 1.5437	\$ 2.2845	\$ 3,188.84	\$ 4,476.91	\$ 479.67	\$ -	\$ 808.40	\$ 1,288.07	\$ -	\$ -	\$ 1,288.07
Seo, Dong Chul & Lee, Shieun	53-08-14-301-010.000-008		2	N	\$ 479,200	\$ 199,970	\$ 279,230	\$ 1.5437	\$ 2.2845	\$ 4,157.64	\$ 5,668.21	\$ 607.32	\$ -	\$ 903.26	\$ 1,510.57	\$ -	\$ -	\$ 1,510.57
Miller, Michael & Audra	53-08-14-301-011.000-008		2	N	\$ 300,000	\$ 137,250	\$ 162,750	\$ 1.5437	\$ 2.2845	\$ 2,423.28	\$ 3,535.54	\$ 378.81	\$ -	\$ 733.45	\$ 1,112.26	\$ -	\$ -	\$ 1,112.26
Mulvaney, Michael J	53-08-14-301-017.000-008		2	N	\$ 357,600	\$ 157,410	\$ 200,190	\$ 1.5437	\$ 2.2845	\$ 2,980.76	\$ 4,221.04	\$ 452.26	\$ -	\$ 788.02	\$ 1,240.28	\$ -	\$ -	\$ 1,240.28
Mayo, Douglas P & Tracy G	53-08-14-301-009.000-008		2	N	\$ 305,900	\$ 139,315	\$ 166,585	\$ 1.5437	\$ 2.2845	\$ 2,480.40	\$ 3,605.75	\$ 386.33	\$ -	\$ 739.02	\$ 1,125.35	\$ -	\$ -	\$ 1,125.35
Sims, Michelle	53-08-14-301-008.000-008		2	N	\$ 257,900	\$ -	\$ 257,900	\$ 1.5437	\$ 2.2845	\$ 3,981.20	\$ 6,055.12	\$ 648.76	\$ -	\$ 1,425.16	\$ 2,073.92	\$ -	\$ -	\$ 2,073.92
Chen, Lingling Revocable Trust	53-08-14-301-015.000-008		2	N	\$ 320,300	\$ 141,355	\$ 178,945	\$ 1.5437	\$ 2.2845	\$ 2,664.42	\$ 3,780.36	\$ 405.03	\$ -	\$ 710.90	\$ 1,115.94	\$ -	\$ -	\$ 1,115.94
Wiser, Jeffrey Charles & Judith Ann	53-08-14-301-019.000-008		2	N	\$ 608,600	\$ 270,220	\$ 338,380	\$ 1.5437	\$ 2.2845	\$ 5,038.36	\$ 7,181.29	\$ 769.43	\$ -	\$ 1,373.50	\$ 2,142.93	\$ -	\$ -	\$ 2,142.93
Clarke, Ryan M & Darlene R	53-08-14-301-004.000-008		2	N	\$ 305,000	\$ 136,000	\$ 169,000	\$ 1.5437	\$ 2.2845	\$ 2,516.34	\$ 3,598.28	\$ 385.53	\$ -	\$ 696.41	\$ 1,081.94	\$ -	\$ -	\$ 1,081.94
O'Neill, Matthew & Regen	53-08-14-301-013.000-008		2	N	\$ 351,900	\$ 152,380	\$ 199,520	\$ 1.5437	\$ 2.2845	\$ 2,970.84	\$ 4,157.80	\$ 445.47	\$ -	\$ 741.49	\$ 1,186.96	\$ -	\$ -	\$ 1,186.96
Richardson, Dennis P	53-08-29-100-028.000-008		2	N	\$ 144,600	\$ 73,700	\$ 70,900	\$ 1.5437	\$ 2.2845	\$ 1,065.30	\$ 1,765.70	\$ 189.18	\$ -	\$ 511.22	\$ 700.40	\$ 69.36	\$ 22.20	\$ 608.84
Richardson, Elva I 2012 Revocable Living Trust	53-08-22-200-006.000-008		2	N	\$ 122,300	\$ 85,005	\$ 37,295	\$ 1.5437	\$ 2.2845	\$ 333.64	\$ 340.31	\$ -	\$ -	\$ 6.67	\$ 6.67	\$ -	\$ -	\$ 6.67
Rink, Eleanor Jane & DJC Investments LLC	53-08-22-200-003.000-008		2	N	\$ 7,400	\$ -	\$ 7,400	\$ 1.5437	\$ 2.2845	\$ 114.24	\$ 189.34	\$ 20.29	\$ -	\$ 54.81	\$ 75.10	\$ -	\$ -	\$ 75.10
Taylor, Sharon M	53-08-11-101-077.000-008		2	N	\$ 331,800	\$ 148,380	\$ 183,420	\$ 1.5437	\$ 2.2845	\$ 2,731.04	\$ 3,913.98	\$ 419.35	\$ -	\$ 763.59	\$ 1,182.94	\$ -	\$ -	\$ 1,182.94
Hoffmeister, Datha N	53-08-11-101-074.000-008	1482	2	N	\$ 273,200	\$ 124,870	\$ 148,330	\$ 1.5437	\$ 2.2845	\$ 2,208.58	\$ 3,219.83	\$ 344.99	\$ -	\$ 666.26	\$ 1,011.25	\$ -	\$ -	\$ 1,011.25
Hoffmeister, Datha N	53-08-11-101-029.000-008	1482	2	N	\$ 27,100	\$ -	\$ 27,100	\$ 1.5437	\$ 2.2845	\$ 418.34	\$ 693.39	\$ 74.29	\$ -	\$ 200.76	\$ 275.05	\$ -	\$ -	\$ 275.05
Monroe Co Board Of Commissioners	53-08-14-100-027.000-008		2	N	\$ -	\$ -	\$ -	\$ 1.5437	\$ 2.2845	\$ -	\$ -	\$ -	\$ -	\$ -	\$ -	\$ -	\$ -	\$ -
Chestnut, Larry D & Glenda J Trust W/I/e	53-08-21-300-054.000-008		2	N	\$ 107,600	\$ -	\$ 107,600	\$ 1.5437	\$ 2.2845	\$ 1,661.02	\$ 2,526.29	\$ 270.67	\$ -	\$ 594.60	\$ 865.27	\$ 69.36	\$ 22.20	\$ 773.71
Bothwell, James R & Shannon E	53-08-21-100-059.000-008		2	N	\$ 199,900	\$ 101,865	\$ 98,035	\$ 1.5437	\$ 2.2845	\$ 1,459.72	\$ 2,333.41	\$ 250.00	\$ -	\$ 623.69	\$ 873.69	\$ 69.36	\$ 14.76	\$ 789.57
Goins, Shirley J; Vincent, Larry R	53-08-16-300-013.000-008		2	N	\$ 113,700	\$ 72,045	\$ 41,655	\$ 1.5437	\$ 2.2845	\$ 620.24	\$ 1,028.02	\$ 110.15	\$ -	\$ 297.62	\$ 407.78	\$ 69.36	\$ 22.20	\$ 316.22
Clear Creek Christian Church Inc	53-08-20-400-020.000-008		2	N	\$ 11,500	\$ -	\$ 11,500	\$ 1.5437	\$ 2.2845	\$ 177.52	\$ 294.24	\$ 31.53	\$ -	\$ 85.20	\$ 116.72	\$ -	\$ -	\$ 116.72
Clear Creek Christian Church Inc	53-08-20-403-007.000-008		2	N	\$ 49,500	\$ -	\$ 49,500	\$ 1.5437	\$ 2.2845	\$ 764.12	\$ 1,162.19	\$ 124.52	\$ -	\$ 273.55	\$ 398.07	\$ 69.36	\$ 14.76	\$ 313.95
Clear Creek Christian Church Inc	53-08-20-403-004.000-008		2	N	\$ 11,600	\$ -	\$ 11,600	\$ 1.5437	\$ 2.2845	\$ 179.08	\$ 296.80	\$ 31.80	\$ -	\$ 85.92	\$ 117.72	\$ -	\$ -	\$ 117.72
Mosier, Susan J	53-08-21-200-124.000-008	1412	2	N	\$ 200,700	\$ 101,410	\$ 99,290	\$ 1.5437	\$ 2.2845	\$ 1,478.44	\$ 2,322.67	\$ 248.86	\$ -	\$ 595.36	\$ 844.23	\$ 69.36	\$ 22.20	\$ 752.67
Sycamore Land Trust Inc	53-08-01-100-067.000-008		2	N	\$ 354,100	\$ 354,100	\$ -	\$ 1.5437	\$ 2.2845	\$ -	\$ -	\$ -	\$ -	\$ -	\$ -	\$ 69.36	\$ 14.76	\$ (84.12)
Korth, Jordan B & Chelsea E	53-08-21-100-125.000-008		2	N	\$ 156,700	\$ 87,095	\$ 69,605	\$ 1.5437	\$ 2.2845	\$ 1,036.40	\$ 1,717.79	\$ 184.06	\$ -	\$ 497.34	\$ 681.39	\$ 69.36	\$ 14.76	\$ 597.27
Arthur, Stephen V & Amber J	53-08-29-104-002.000-008	1300	2	N	\$ 91,300	\$ 64,030	\$ 27,270	\$ 1.5437	\$ 2.2845	\$ 406.04	\$ 672.98	\$ 72.10	\$ -	\$ 194.85	\$ 266.94	\$ 69.36	\$ 22.20	\$ 175.38
Sachs, Lois Ann	53-08-29-104-001.000-008	1300	2	N	\$ 127,600	\$ 86,390	\$ 41,210	\$ 1.5437	\$ 2.2845	\$ 228.88	\$ 1,017.01	\$ 108.96	\$ -	\$ 679.17	\$ 788.13	\$ 69.36	\$ 22.20	\$ 696.57
Cunningham, Gordon Reed	53-08-20-400-125.000-008	1494	2	N	\$ 143,300	\$ 82,405	\$ 60,895	\$ 1.5437	\$ 2.2845	\$ 906.72	\$ 1,502.83	\$ 161.01	\$ -	\$ 435.10	\$ 596.11	\$ 69.36	\$ 14.76	\$ 511.99
Sycamore Land Trust Inc	53-08-01-100-053.000-008		2	N	\$ 16,000	\$ 16,000	\$ -	\$ 1.5437	\$ 2.2845	\$ -	\$ -	\$ -	\$ -	\$ -	\$ -	\$ -	\$ -	\$ -
Brown, Daniel C & Lynn M	53-08-15-400-004.000-008		2	N	\$ 215,000	\$ -	\$ 215,000	\$ 1.5437	\$ 2.2845	\$ 3,318.96	\$ 5,075.50	\$ 543.80	\$ -	\$ 1,212.74	\$ 1,756.54	\$ -	\$ -	\$ 1,756.54
Acree, Steven Ray Revocable Living Trust	53-08-21-100-053.000-008		2	N	\$ 176,300	\$ 93,955	\$ 82,345	\$ 1.5437	\$ 2.2845	\$ 1,226.08	\$ 2,032.19	\$ 217.73	\$ -	\$ 588.38	\$ 806.11	\$ 69.36	\$ 14.76	\$ 721.99
Neumann, Philip J & Sheila A	53-08-29-100-035.000-008	2153	2	N	\$ 86,000	\$ -	\$ 86,000	\$ 1.5437	\$ 2.2845	\$ 1,327.58	\$ 2,109.58	\$ 226.03	\$ -	\$ 555.97	\$ 782.00	\$ -	\$ -	\$ 782.00
Mackey, John C. & Chris P.	53-08-11-300-001.000-008	1627	2	N	\$ 297,900	\$ 123,995	\$ 173,905	\$ 1.5437	\$ 2.2845	\$ 2,604.28	\$ 3,886.03	\$ 416.37	\$ -	\$ 865.38	\$ 1,281.75	\$ -	\$ -	\$ 1,281.75
Patterson, Matthew & Krista	53-08-14-300-007.000-008		2	N	\$ 117,700	\$ 3,000	\$ 114,700	\$ 1.5437	\$ 2.2845	\$ 1,770.62	\$ 2,726.59	\$ 292.13	\$ -	\$ 663.84	\$ 955.97	\$ -	\$ -	\$ 955.97
Nelson, Erik J	53-01-41-068-538.000-008	2158	2	N	\$ 332,600	\$ 148,660	\$ 183,940	\$ 1.5437	\$ 2.2845	\$ 2,738.80	\$ 3,923.51	\$ 420.38	\$ -	\$ 764.33	\$ 1,184.71	\$ 69.36	\$ 22.20	\$ 1,093.15
Houriham, Michael P & Rachel E	53-01-41-068-539.000-008	2126	2	N	\$ 293,600	\$ 159,970	\$ 133,630	\$ 1.5437	\$ 2.2845	\$ 1,989.70	\$ 3,297.86	\$ 353.35	\$ -	\$ 954.81	\$ 1,308.16	\$ 69.36	\$ 22.20	\$ 1,216.60
Richardson, Jason L	53-01-41-068-540.000-008	2172	2	N	\$ 319,200	\$ 143,970	\$ 175,230	\$ 1.5437	\$ 2.2845	\$ 2,609.12	\$ 3,764.04	\$ 403.30	\$ -	\$ 751.63	\$ 1,154.92	\$ 69.36	\$ 22.20	\$ 1,063.36
Brinkley, Kelly Knoppel	53-01-41-068-541.000-008	2203	2	N	\$ 371,100	\$ 162,135	\$ 208,965	\$ 1.5437	\$ 2.2845	\$ 3,111.40	\$ 4,381.71	\$ 469.47	\$ -	\$ 800.83	\$ 1,270.31	\$ 69.36	\$ 22.20	\$ 1,178.75

City of Bloomington

Area #2: South-East Annexation Area - Tax Impacts Analysis



Note (1): This section shows the inc/(dec) in tax bills due to differences between township fire protection rates and the Monroe Fire Protection District fire rate

Owner Name	Parcel #	Waiver	Annexation Area	AG	2020 Pay 2021 Gross AV	2020 Pay 2021 Deductions /Exemptions	2020 Pay 2021 NAV	Pre-Annex 2021 Prop Tax Rate	Post-Annex Prop Tax Rate	Pre-Annex Tax Bill	Post-Annex Tax Bill	Net Tax Bill Increase Due Solely to AV Growth (12% Aggregate over 4 years)	Net Tax Bill Increase Due to Difference Between Fire Rates (1)	Net Tax Bill Increase Due to Annexation	Total Post-Annexation Net Tax Bill Increase	Benefit 1 Yearly Sewer Bill Savings (@ 4000 Gal/Month)	Benefit 2 Yearly Fire Protection (Water Surcharge) Savings	Post-Annex Tax Bill Inc/(Dec) Net of Benefits
Galley, Matthew R & Jerilyn M	53-01-41-068-542.000-008	2250	2	N	\$ 333,800	\$ 149,080	\$ 184,720	\$1.5437	\$2.2845	\$ 2,750.40	\$ 3,937.78	\$ 421.90	\$ -	\$ 765.49	\$ 1,187.38	\$ 69.36	\$ 22.20	\$ 1,095.82
McGhee, Matt D & Mandy M	53-01-41-068-543.000-008	2126	2	N	\$ 367,200	\$ 160,770	\$ 206,430	\$1.5437	\$2.2845	\$ 3,073.66	\$ 4,335.29	\$ 464.50	\$ -	\$ 797.13	\$ 1,261.63	\$ 69.36	\$ 22.20	\$ 1,170.07
Elmore, David Gant III & Meredith	53-01-41-068-544.000-008	2158	2	N	\$ 473,700	\$ 198,045	\$ 275,655	\$1.5437	\$2.2845	\$ 4,104.40	\$ 5,602.76	\$ 600.30	\$ -	\$ 898.06	\$ 1,498.36	\$ -	\$ -	\$ 1,498.36
Morris, Charles D & Jamie L	53-01-41-068-545.000-008	2158	2	N	\$ 378,100	\$ 164,585	\$ 213,515	\$1.5437	\$2.2845	\$ 3,179.16	\$ 4,465.01	\$ 478.40	\$ -	\$ 807.45	\$ 1,285.85	\$ 69.36	\$ 22.20	\$ 1,194.29
Kennard, Jason Winfield	53-01-41-068-546.000-008	2143	2	N	\$ 331,300	\$ 145,205	\$ 186,095	\$1.5437	\$2.2845	\$ 2,770.88	\$ 3,911.27	\$ 419.06	\$ -	\$ 721.33	\$ 1,140.39	\$ 69.36	\$ 22.20	\$ 1,048.83
Madewell, Julie A	53-08-29-100-036.000-008		2	N	\$ 135,800	\$ 79,780	\$ 56,020	\$1.5437	\$2.2845	\$ 834.12	\$ 1,382.52	\$ 148.12	\$ -	\$ 400.28	\$ 548.40	\$ 69.36	\$ 14.76	\$ 464.28
Baugh, Ned T & Robinson, Kristi	53-08-20-400-012.000-008	2513	2	N	\$ 2,200	\$ -	\$ 2,200	\$1.5437	\$2.2845	\$ 33.96	\$ 56.29	\$ 6.03	\$ -	\$ 16.30	\$ 22.33	\$ 69.36	\$ 22.20	\$ (69.23)
Grubb, Donald E. & Waneta J.	53-08-21-200-023.000-008		2	N	\$ 281,300	\$ -	\$ 281,300	\$1.5437	\$2.2845	\$ 4,342.44	\$ 7,197.42	\$ 771.15	\$ -	\$ 2,083.83	\$ 2,854.98	\$ 69.36	\$ 22.20	\$ 2,763.42
Goodroad, Glenn R Jr	53-08-20-400-045.000-008		2	N	\$ 88,600	\$ 41,960	\$ 46,640	\$1.5437	\$2.2845	\$ 719.98	\$ 1,193.35	\$ 127.86	\$ -	\$ 345.51	\$ 473.37	\$ 69.36	\$ 22.20	\$ 381.81
Platinum Dev LLC	53-01-43-743-000.000-008		2	N	\$ -	\$ -	\$ -	\$1.5437	\$2.2845	\$ -	\$ -	\$ -	\$ -	\$ -	\$ -	\$ -	\$ -	\$ -
McKenzie, Stephanie L	53-08-20-400-094.000-008	1894	2	N	\$ 181,400	\$ -	\$ 181,400	\$1.5437	\$2.2845	\$ 2,800.28	\$ 4,259.01	\$ 456.32	\$ -	\$ 1,002.41	\$ 1,458.73	\$ 69.36	\$ 22.20	\$ 1,367.17
Demmary, Mark H & Kristie L	53-08-20-400-118.000-008	2166	2	N	\$ 215,500	\$ 107,675	\$ 107,825	\$1.5437	\$2.2845	\$ 1,605.48	\$ 2,529.90	\$ 271.06	\$ -	\$ 653.36	\$ 924.42	\$ 69.36	\$ 22.20	\$ 832.86
Jones, Michael W & Ashley N	53-08-20-400-123.000-008		2	N	\$ 205,800	\$ 104,280	\$ 101,520	\$1.5437	\$2.2845	\$ 1,511.60	\$ 2,414.45	\$ 258.68	\$ -	\$ 644.16	\$ 902.85	\$ 69.36	\$ 22.20	\$ 811.29
Bechtel, Roberta Deanne Revocable Trust & Bechtel, Frankie Joe Revocable Trust	53-08-21-300-005.000-008		2	N	\$ 166,600	\$ 84,470	\$ 82,130	\$1.5437	\$2.2845	\$ 1,230.76	\$ 2,039.97	\$ 218.58	\$ -	\$ 590.63	\$ 809.21	\$ 69.36	\$ 14.76	\$ 725.09
Reynolds, Brian M & Susan E	53-08-14-100-006.000-008		2	N	\$ 267,400	\$ 111,430	\$ 155,970	\$1.5437	\$2.2845	\$ 2,340.18	\$ 3,596.93	\$ 385.38	\$ -	\$ 871.37	\$ 1,256.75	\$ -	\$ -	\$ 1,256.75
Banks, Jeremy & Michelle Lynn	53-08-21-200-015.000-008		2	N	\$ 131,900	\$ 78,415	\$ 53,485	\$1.5437	\$2.2845	\$ 796.36	\$ 1,319.95	\$ 141.42	\$ -	\$ 382.17	\$ 523.59	\$ 69.36	\$ 14.76	\$ 439.47
Wolter, Stephen A & Jamieson, Lynn M	53-08-16-400-002.000-008		2	N	\$ 47,000	\$ -	\$ 47,000	\$1.5437	\$2.2845	\$ 725.54	\$ 1,202.56	\$ 128.85	\$ -	\$ 348.17	\$ 477.02	\$ -	\$ -	\$ 477.02
Curruiche, Tania E	53-08-16-400-003.000-008		2	N	\$ 127,100	\$ 76,735	\$ 50,365	\$1.5437	\$2.2845	\$ 749.92	\$ 1,242.96	\$ 133.18	\$ -	\$ 359.86	\$ 493.04	\$ -	\$ -	\$ 493.04
Clear Creek Christian Church Inc	53-08-20-400-023.000-008		2	N	\$ 84,600	\$ -	\$ 84,600	\$1.5437	\$2.2845	\$ 1,305.96	\$ 1,990.29	\$ 213.25	\$ -	\$ 471.09	\$ 684.33	\$ 69.36	\$ 22.20	\$ 592.77
Goodpaster, David W & Samantha C	53-08-21-200-055.000-008		2	N	\$ 117,900	\$ 73,515	\$ 44,385	\$1.5437	\$2.2845	\$ 660.88	\$ 1,095.37	\$ 117.36	\$ -	\$ 317.13	\$ 434.49	\$ 69.36	\$ 22.20	\$ 342.93
Vanosdol, James D. & Judith	53-08-21-100-044.000-008		2	N	\$ 194,300	\$ 97,255	\$ 97,045	\$1.5437	\$2.2845	\$ 1,444.96	\$ 2,280.82	\$ 244.37	\$ -	\$ 591.49	\$ 835.86	\$ 69.36	\$ 14.76	\$ 751.74
Mears, Brian C	53-08-21-100-033.000-008	2261	2	N	\$ 89,500	\$ -	\$ 89,500	\$1.5437	\$2.2845	\$ 1,381.60	\$ 2,102.38	\$ 225.26	\$ -	\$ 495.53	\$ 720.78	\$ -	\$ -	\$ 720.78
Birdsong, Valerie	53-08-20-400-065.000-008		2	N	\$ 133,300	\$ 78,905	\$ 54,395	\$1.5437	\$2.2845	\$ 809.92	\$ 1,342.41	\$ 143.82	\$ -	\$ 388.67	\$ 532.49	\$ 69.36	\$ 22.20	\$ 440.93
Hoffmeister, Datha N	53-08-11-101-053.000-008	1482	2	N	\$ 27,100	\$ -	\$ 27,100	\$1.5437	\$2.2845	\$ 418.34	\$ 693.39	\$ 74.29	\$ -	\$ 200.76	\$ 275.05	\$ -	\$ -	\$ 275.05
Mears, Brian	53-08-21-100-100.000-008		2	N	\$ 172,300	\$ -	\$ 172,300	\$1.5437	\$2.2845	\$ 2,659.80	\$ 4,076.97	\$ 436.82	\$ -	\$ 980.35	\$ 1,417.17	\$ 69.36	\$ 22.20	\$ 1,325.61
Oyler, Mark D & Stephanie L	53-08-14-103-005.000-008		2	N	\$ 251,300	\$ 120,205	\$ 131,095	\$1.5437	\$2.2845	\$ 1,951.96	\$ 2,955.95	\$ 316.70	\$ -	\$ 687.28	\$ 1,003.99	\$ -	\$ -	\$ 1,003.99
Whiteman, Sarah; Meyer, Marcus	53-08-16-300-031.000-008		2	N	\$ 189,200	\$ 98,470	\$ 90,730	\$1.5437	\$2.2845	\$ 1,350.94	\$ 2,216.91	\$ 237.53	\$ -	\$ 628.43	\$ 865.97	\$ 69.36	\$ 22.20	\$ 774.41
Langley, Denise & Hillenburg , Dennis	53-08-21-301-083.000-008		2	N	\$ 89,300	\$ -	\$ 89,300	\$1.5437	\$2.2845	\$ 1,378.52	\$ 2,096.64	\$ 224.64	\$ -	\$ 493.48	\$ 718.12	\$ 69.36	\$ 14.76	\$ 634.00
Eurton Properties LLC	53-08-21-301-034.000-008		2	N	\$ 55,800	\$ -	\$ 55,800	\$1.5437	\$2.2845	\$ 861.38	\$ 1,427.72	\$ 152.97	\$ -	\$ 413.37	\$ 566.34	\$ -	\$ -	\$ 566.34
Eurton Properties LLC	53-08-21-301-033.000-008		2	N	\$ 21,400	\$ -	\$ 21,400	\$1.5437	\$2.2845	\$ 330.36	\$ 547.55	\$ 58.67	\$ -	\$ 158.52	\$ 217.19	\$ -	\$ -	\$ 217.19
Eurton Properties LLC	53-08-21-301-073.000-008		2	N	\$ 21,400	\$ -	\$ 21,400	\$1.5437	\$2.2845	\$ 330.36	\$ 547.55	\$ 58.67	\$ -	\$ 158.52	\$ 217.19	\$ -	\$ -	\$ 217.19
Langley, Denise & Hillenburg , Dennis	53-08-21-301-021.000-008		2	N	\$ 92,100	\$ -	\$ 92,100	\$1.5437	\$2.2845	\$ 1,421.76	\$ 2,162.38	\$ 231.68	\$ -	\$ 508.93	\$ 740.62	\$ -	\$ -	\$ 740.62
Eurton Properties LLC	53-08-21-301-029.000-008		2	N	\$ 21,400	\$ -	\$ 21,400	\$1.5437	\$2.2845	\$ 330.36	\$ 547.55	\$ 58.67	\$ -	\$ 158.52	\$ 217.19	\$ -	\$ -	\$ 217.19
Cowden, Donald L Revocable Trust	53-08-21-300-070.000-008		2	N	\$ 560,700	\$ -	\$ 560,700	\$1.5437	\$2.2845	\$ 8,655.52	\$ 13,174.12	\$ 1,411.51	\$ -	\$ 3,107.09	\$ 4,518.60	\$ 69.36	\$ 118.68	\$ 4,330.56
Cowden, Rowena Revocable Living Trust	53-08-21-300-071.000-008		2	N	\$ 161,300	\$ 85,705	\$ 75,595	\$1.5437	\$2.2845	\$ 1,125.58	\$ 1,865.60	\$ 199.88	\$ -	\$ 540.14	\$ 740.02	\$ -	\$ -	\$ 740.02
Cox, Wm P & Thelma C	53-08-14-100-033.000-008		2	N	\$ 225,000	\$ 144,845	\$ 80,155	\$1.5437	\$2.2845	\$ 1,193.48	\$ 1,978.16	\$ 211.95	\$ -	\$ 572.73	\$ 784.68	\$ -	\$ -	\$ 784.68
Crain, Mark II & Eileen U	53-08-14-100-005.000-008		2	N	\$ 261,900	\$ 111,570	\$ 150,330	\$1.5437	\$2.2845	\$ 2,252.98	\$ 3,450.74	\$ 369.73	\$ -	\$ 828.03	\$ 1,197.76	\$ -	\$ -	\$ 1,197.76
Farrand, Bruce G	53-08-21-100-128.000-008	2495	2	N	\$ 107,300	\$ 69,805	\$ 37,495	\$1.5437	\$2.2845	\$ 558.28	\$ 925.34	\$ 99.14	\$ -	\$ 267.92	\$ 367.06	\$ -	\$ -	\$ 367.06
Ford, Eric & Emma	53-08-29-100-019.000-008	1500	2	N	\$ 125,800	\$ 75,965	\$ 49,835	\$1.5437	\$2.2845	\$ 742.02	\$ 1,229.87	\$ 131.77	\$ -	\$ 356.08	\$ 487.85	\$ 69.36	\$ 22.20	\$ 396.29
Gaal, Christopher & Florini, Beth E	53-08-15-300-005.000-008		2	N	\$ 253,400	\$ 115,655	\$ 137,745	\$1.5437	\$2.2845	\$ 2,057.60	\$ 3,114.06	\$ 333.64	\$ -	\$ 722.82	\$ 1,056.46	\$ -	\$ -	\$ 1,056.46
YFD LLC	53-08-15-400-001.000-008		2	N	\$ 85,200	\$ -	\$ 85,200	\$1.5437	\$2.2845	\$ 1,315.24	\$ 2,179.95	\$ 233.57	\$ -	\$ 631.15	\$ 864.71	\$ -	\$ -	\$ 864.71
Sherwood Realty LLC	53-08-15-400-013.000-008	2029	2	N	\$ -	\$ -	\$ -	\$1.5437	\$2.2845	\$ -	\$ -	\$ -	\$ -	\$ -	\$ -	\$ 69.36	\$ 22.20	\$ (91.56)
Meadowcreek LLC	53-08-15-100-008.000-008	2029	2	N	\$ 3,589,400	\$ -	\$ 3,589,400	\$1.5437	\$2.2845	\$ 55,409.56	\$ 84,273.94	\$ 9,029.35	\$ -	\$ 19,835.03	\$ 28,864.38	\$ -	\$ -	\$ 28,864.38
Meadowcreek LLC	53-08-15-100-007.000-008	2029	2	N	\$ 2,973,800	\$ -	\$ 2,973,800	\$1.5437	\$2.2845	\$ 45,906.56	\$ 69,820.54	\$ 7,480.77	\$ -	\$ 16,433.21	\$ 23,913.98	\$ -	\$ -	\$ 23,913.98

City of Bloomington

Area #2: South-East Annexation Area - Tax Impacts Analysis



Note (1): This section shows the inc/(dec) in tax bills due to differences between township fire protection rates and the Monroe Fire Protection District fire rate

Owner Name	Parcel #	Waiver	Annexation Area	AG	2020 Pay 2021 Gross AV	2020 Pay 2021 Deductions /Exemptions	2020 Pay 2021 NAV	Pre-Annex 2020 Pay 2021 Prop Tax Rate	Post-Annex Prop Tax Rate	Pre-Annex Tax Bill	Post-Annex Tax Bill	Net Tax Bill Increase Due Solely to AV Growth (12% Aggregate over 4 years)	Net Tax Bill Increase Due to Difference Between Fire Rates (1)	Net Tax Bill Increase Due to Annexation	Total Post-Annexation Net Tax Bill Increase	Benefit 1 Yearly Sewer Bill Savings (@ 4000 Gal/Month)	Benefit 2 Yearly Fire Protection (Water Surcharge) Savings	Post-Annex Tax Bill Inc/(Dec) Net of Benefits
Meadowcreek LLC	53-08-14-200-051.000-008	2029	2	N	\$ 424,000	\$ -	\$ 424,000	\$1.5437	\$2.2845	\$ 6,545.28	\$ 10,848.59	\$ 1,162.35	\$ -	\$ 3,140.96	\$ 4,303.31	\$ -	\$ -	\$ 4,303.31
Meadowcreek LLC	53-01-40-442-506.000-008	2029	2	N	\$ 2,215,500	\$ -	\$ 2,215,500	\$1.5437	\$2.2845	\$ 34,200.68	\$ 52,016.75	\$ 5,573.22	\$ -	\$ 12,242.85	\$ 17,816.07	\$ -	\$ -	\$ 17,816.07
Meadowcreek LLC	53-08-14-200-058.000-008	2029	2	N	\$ 675,400	\$ -	\$ 675,400	\$1.5437	\$2.2845	\$ 10,426.16	\$ 15,857.42	\$ 1,699.01	\$ -	\$ 3,732.25	\$ 5,431.26	\$ -	\$ -	\$ 5,431.26
Reed, Austin B	53-08-14-200-007.000-008	2029	2	N	\$ 290,200	\$ 133,820	\$ 156,380	\$1.5437	\$2.2845	\$ 2,328.44	\$ 3,418.91	\$ 366.32	\$ -	\$ 724.15	\$ 1,090.47	\$ 69.36	\$ 22.20	\$ 998.91
Macklin, Paul & Angela M	53-08-14-200-008.000-008	2029	2	N	\$ 307,000	\$ 139,700	\$ 167,300	\$1.5437	\$2.2845	\$ 2,491.04	\$ 3,618.84	\$ 387.73	\$ -	\$ 740.07	\$ 1,127.80	\$ 69.36	\$ 22.20	\$ 1,036.24
City of Bloomington, Indiana, Board of Park Commissioners	53-01-40-442-510.000-008	2029	2	N	\$ -	\$ -	\$ -	\$1.5437	\$2.2845	\$ -	\$ -	\$ -	\$ -	\$ -	\$ -	\$ -	\$ -	\$ -
Lopez, Marco; Jimenez, Melissa	53-08-14-200-044.000-008	2029	2	N	\$ 304,800	\$ 138,930	\$ 165,870	\$1.5437	\$2.2845	\$ 2,469.76	\$ 3,592.65	\$ 384.92	\$ -	\$ 737.97	\$ 1,122.89	\$ 69.36	\$ 22.20	\$ 1,031.33
Payne, Michael W	53-08-14-200-057.000-008	2029	2	N	\$ 292,600	\$ 134,660	\$ 157,940	\$1.5437	\$2.2845	\$ 2,351.68	\$ 3,447.47	\$ 369.38	\$ -	\$ 726.42	\$ 1,095.79	\$ 69.36	\$ 22.20	\$ 1,004.23
Trailblazer Real Estate Development Inc	53-08-14-200-035.000-008	2029	2	N	\$ 268,900	\$ 126,365	\$ 142,535	\$1.5437	\$2.2845	\$ 2,122.28	\$ 3,165.41	\$ 339.15	\$ -	\$ 703.98	\$ 1,043.13	\$ 69.36	\$ 22.20	\$ 951.57
Novak, David A & Kathryn A W	53-08-14-200-034.000-008	2029	2	N	\$ 346,000	\$ 153,350	\$ 192,650	\$1.5437	\$2.2845	\$ 2,868.48	\$ 4,082.98	\$ 437.46	\$ -	\$ 777.04	\$ 1,214.50	\$ 69.36	\$ 22.20	\$ 1,122.94
Gater, Jason C & Kimberly K	53-08-14-200-025.000-008	2029	2	N	\$ 350,700	\$ 154,995	\$ 195,705	\$1.5437	\$2.2845	\$ 2,913.98	\$ 4,138.93	\$ 443.46	\$ -	\$ 781.48	\$ 1,224.95	\$ 69.36	\$ 22.20	\$ 1,133.39
Martel, Hilary F & Hartzell R	53-08-14-200-024.000-008	2029	2	N	\$ 381,600	\$ 165,495	\$ 216,105	\$1.5437	\$2.2845	\$ 3,217.72	\$ 4,496.93	\$ 481.82	\$ -	\$ 797.39	\$ 1,279.21	\$ 69.36	\$ 22.20	\$ 1,187.65
Borhi, La'szlo' & Borhine', Csilla To'th	53-08-14-200-028.000-008	2029	2	N	\$ 320,700	\$ 144,495	\$ 176,205	\$1.5437	\$2.2845	\$ 2,623.64	\$ 3,781.90	\$ 405.21	\$ -	\$ 753.05	\$ 1,158.26	\$ -	\$ -	\$ 1,158.26
Jacobs, Larry J. & Nancy	53-08-14-100-015.000-008		2	N	\$ 230,000	\$ 106,250	\$ 123,750	\$1.5437	\$2.2845	\$ 1,848.08	\$ 2,842.55	\$ 304.56	\$ -	\$ 689.91	\$ 994.47	\$ -	\$ -	\$ 994.47
Harris, Marla	53-08-21-301-069.000-008		2	N	\$ 176,200	\$ 92,380	\$ 83,820	\$1.5437	\$2.2845	\$ 1,248.80	\$ 2,048.87	\$ 219.51	\$ -	\$ 580.55	\$ 800.07	\$ 69.36	\$ 14.76	\$ 715.95
Harris, Marla	53-08-21-300-053.000-008		2	N	\$ 100	\$ -	\$ 100	\$1.5437	\$2.2845	\$ 1.54	\$ 2.56	\$ 0.27	\$ -	\$ 0.74	\$ 1.02	\$ -	\$ -	\$ 1.02
Sowder, Michael J & Kimberly H	53-08-21-300-003.000-008		2	N	\$ 128,200	\$ 3,000	\$ 125,200	\$1.5437	\$2.2845	\$ 1,932.72	\$ 2,943.52	\$ 315.38	\$ -	\$ 695.42	\$ 1,010.80	\$ 69.36	\$ 37.08	\$ 904.36
Sowder, Kimberly H; Hankins, Michael J & Hankins, Blaine R	53-08-21-300-002.000-008		2	N	\$ 102,500	\$ 64,530	\$ 37,970	\$1.5437	\$2.2845	\$ 566.28	\$ 938.60	\$ 100.56	\$ -	\$ 271.76	\$ 372.32	\$ 69.36	\$ 22.20	\$ 280.76
Armstrong, April Lynne; Cote, Susan Elaine	53-08-01-400-054.000-008	1526	2	N	\$ 340,600	\$ 151,460	\$ 189,140	\$1.5437	\$2.2845	\$ 2,816.22	\$ 4,018.72	\$ 430.58	\$ -	\$ 771.92	\$ 1,202.50	\$ 69.36	\$ 22.20	\$ 1,110.94
Lewis, Jared C & Brooke R Anderson	53-08-01-400-057.000-008	1526	2	N	\$ 319,200	\$ 143,970	\$ 175,230	\$1.5437	\$2.2845	\$ 2,609.12	\$ 3,764.04	\$ 403.30	\$ -	\$ 751.63	\$ 1,154.92	\$ 69.36	\$ 22.20	\$ 1,063.36
McMinn, Beth A	53-08-01-400-020.000-008	2406	2	N	\$ 335,300	\$ 149,605	\$ 185,695	\$1.5437	\$2.2845	\$ 2,764.92	\$ 3,955.64	\$ 423.81	\$ -	\$ 766.90	\$ 1,190.72	\$ 69.36	\$ 22.20	\$ 1,099.16
Sui, Liwei	53-08-01-400-065.000-008	1526	2	N	\$ 332,900	\$ 148,765	\$ 184,135	\$1.5437	\$2.2845	\$ 2,741.70	\$ 3,927.08	\$ 420.75	\$ -	\$ 764.62	\$ 1,185.38	\$ 69.36	\$ 22.20	\$ 1,093.82
McCrory, Martin A	53-08-01-400-029.000-008	1526	2	N	\$ 321,600	\$ 144,810	\$ 176,790	\$1.5437	\$2.2845	\$ 2,632.34	\$ 3,792.60	\$ 406.35	\$ -	\$ 753.91	\$ 1,160.26	\$ 69.36	\$ 22.20	\$ 1,068.70
Vidal, Ari A & Fatima	53-08-01-400-097.000-008	1526	2	N	\$ 332,000	\$ 148,450	\$ 183,550	\$1.5437	\$2.2845	\$ 2,733.00	\$ 3,916.37	\$ 419.61	\$ -	\$ 763.76	\$ 1,183.37	\$ 69.36	\$ 22.20	\$ 1,091.81
Diprimio, Peter D & Cynthia	53-08-01-400-067.000-008	1526	2	N	\$ 334,400	\$ 149,290	\$ 185,110	\$1.5437	\$2.2845	\$ 2,756.22	\$ 3,944.93	\$ 422.67	\$ -	\$ 766.04	\$ 1,188.71	\$ 69.36	\$ 22.20	\$ 1,097.15
Carter, Christopher & Palmer, Sara	53-08-01-400-007.000-008	1526	2	N	\$ 392,500	\$ 166,625	\$ 225,875	\$1.5437	\$2.2845	\$ 3,363.20	\$ 4,639.62	\$ 497.10	\$ -	\$ 779.32	\$ 1,276.42	\$ 69.36	\$ 22.20	\$ 1,184.86
True, James S & Keith, Rebecca A	53-08-01-400-024.000-008	1526	2	N	\$ 332,400	\$ 148,590	\$ 183,810	\$1.5437	\$2.2845	\$ 2,736.88	\$ 3,921.13	\$ 420.12	\$ -	\$ 764.13	\$ 1,184.25	\$ 69.36	\$ 22.20	\$ 1,092.69
Rudolph, Kimberly S	53-08-01-400-047.000-008	1526	2	N	\$ 260,300	\$ 120,355	\$ 139,945	\$1.5437	\$2.2845	\$ 2,083.72	\$ 3,066.29	\$ 328.52	\$ -	\$ 654.05	\$ 982.57	\$ 69.36	\$ 22.20	\$ 891.01
Crupper, John K & Sarah S	53-08-01-400-025.000-008	1526	2	N	\$ 275,500	\$ 128,675	\$ 146,825	\$1.5437	\$2.2845	\$ 2,186.16	\$ 3,243.96	\$ 347.57	\$ -	\$ 710.23	\$ 1,057.80	\$ 69.36	\$ 22.20	\$ 966.24
Sears, Sharon A	53-08-01-400-021.000-008	1526	2	N	\$ 261,000	\$ 123,600	\$ 137,400	\$1.5437	\$2.2845	\$ 2,045.84	\$ 3,071.39	\$ 329.08	\$ -	\$ 696.48	\$ 1,025.55	\$ 69.36	\$ 22.20	\$ 933.99
Chen, Shu Chun	53-08-01-400-062.000-008	1526	2	N	\$ 264,000	\$ 121,650	\$ 142,350	\$1.5437	\$2.2845	\$ 2,119.54	\$ 3,110.33	\$ 333.25	\$ -	\$ 657.54	\$ 990.79	\$ 69.36	\$ 22.20	\$ 899.23
Hammond, Laura L	53-08-21-301-004.000-008		2	N	\$ 147,500	\$ 80,875	\$ 66,625	\$1.5437	\$2.2845	\$ 992.02	\$ 1,644.24	\$ 176.17	\$ -	\$ 476.05	\$ 652.22	\$ 69.36	\$ 14.76	\$ 568.10
Hoover, Jessica M & Daniel K	53-08-14-104-001.000-008		2	N	\$ 239,500	\$ 114,885	\$ 124,615	\$1.5437	\$2.2845	\$ 1,855.68	\$ 2,788.53	\$ 298.77	\$ -	\$ 634.08	\$ 932.85	\$ -	\$ -	\$ 932.85
Spicer Rentals LLC	53-08-20-400-097.000-008		2	N	\$ 43,400	\$ -	\$ 43,400	\$1.5437	\$2.2845	\$ 669.96	\$ 1,018.97	\$ 109.18	\$ -	\$ 239.83	\$ 349.01	\$ -	\$ -	\$ 349.01
Spicer Rentals LLC	53-08-20-400-004.000-008		2	N	\$ 10,600	\$ -	\$ 10,600	\$1.5437	\$2.2845	\$ 163.64	\$ 271.21	\$ 29.06	\$ -	\$ 78.52	\$ 107.57	\$ -	\$ -	\$ 107.57
Owen County State Bank	53-08-21-200-115.000-008	2517	2	N	\$ 120,200	\$ -	\$ 120,200	\$1.5437	\$2.2845	\$ 1,855.52	\$ 2,834.77	\$ 303.73	\$ -	\$ 675.52	\$ 979.25	\$ 69.36	\$ 14.76	\$ 895.13
Huntington, Nancy A Trust, Monroe Bank, Trustee	53-08-12-100-005.000-008		2	Y	\$ 40,500	\$ -	\$ 40,500	\$1.5437	\$2.2845	\$ 625.20	\$ 625.20	\$ 325.68	\$ -	\$ -	\$ 325.68	\$ -	\$ -	\$ 325.68
Huntington, Thomas A Trust, Monroe Bank, Trustee	53-08-12-100-002.000-008		2	Y	\$ 52,700	\$ -	\$ 52,700	\$1.5437	\$2.2845	\$ 813.52	\$ 813.52	\$ 423.80	\$ -	\$ -	\$ 423.80	\$ -	\$ -	\$ 423.80
Huntington, Nancy A Trust, Monroe Bank, Trustee	53-08-12-100-001.000-008		2	Y	\$ 11,600	\$ -	\$ 11,600	\$1.5437	\$2.2845	\$ 179.08	\$ 179.08	\$ 93.27	\$ -	\$ -	\$ 93.27	\$ -	\$ -	\$ 93.27
Huntington, Thomas A Trust, Monroe Bank, Trustee	53-08-12-100-004.000-008		2	Y	\$ 500	\$ -	\$ 500	\$1.5437	\$2.2845	\$ 7.72	\$ 7.72	\$ 4.02	\$ -	\$ -	\$ 4.02	\$ -	\$ -	\$ 4.02
City Of Bloomington Utilities	53-08-21-400-057.000-008		2	N	\$ -	\$ -	\$ -	\$1.5437	\$2.2845	\$ -	\$ -	\$ -	\$ -	\$ -	\$ -	\$ -	\$ -	\$ -
Reeves, Stanley R	53-08-21-400-007.000-008		2	N	\$ 2,200	\$ -	\$ 2,200	\$1.5437	\$2.2845	\$ 33.96	\$ 56.29	\$ 6.03	\$ -	\$ 16.30	\$ 22.33	\$ -	\$ -	\$ 22.33

City of Bloomington

Area #2: South-East Annexation Area - Tax Impacts Analysis



Note (1): This section shows the inc/(dec) in tax bills due to differences between township fire protection rates and the Monroe Fire Protection District fire rate

Owner Name	Parcel #	Waiver	Annexation Area	AG	2020 Pay 2021 Gross AV	2020 Pay 2021 Deductions /Exemptions	2020 Pay 2021 NAV	Pre-Annex 2021 Prop Tax Rate	Post-Annex Prop Tax Rate	Pre-Annex Tax Bill	Post-Annex Tax Bill	Net Tax Bill Increase Due Solely to AV Growth (12% Aggregate over 4 years)	Net Tax Bill Increase Due to Difference Between Fire Rates (1)	Net Tax Bill Increase Due to Annexation	Total Post-Annexation Net Tax Bill Increase	Benefit 1 Yearly Sewer Bill Savings (@ 4000 Gal/Month)	Benefit 2 Yearly Fire Protection (Water Surcharge) Savings	Post-Annex Tax Bill Inc/(Dec) Net of Benefits
Hays, Terry	53-08-14-100-020.000-008		2	N	\$ 191,500	\$ 96,275	\$ 95,225	\$1.5437	\$2.2845	\$ 1,417.88	\$ 2,247.51	\$ 240.80	\$ -	\$ 588.82	\$ 829.63	\$ -	\$ -	\$ 829.63
Apple, Michael D	53-08-14-300-012.000-008		2	N	\$ 375,900	\$ 150,935	\$ 224,965	\$1.5437	\$2.2845	\$ 3,368.14	\$ 4,868.92	\$ 521.67	\$ -	\$ 979.11	\$ 1,500.78	\$ -	\$ -	\$ 1,500.78
Five Bamboos Holding Company LLC	53-08-21-200-117.000-008	2254	2	N	\$ 606,000	\$ -	\$ 606,000	\$1.5437	\$2.2845	\$ 9,354.82	\$ 15,505.29	\$ 1,661.28	\$ -	\$ 4,489.19	\$ 6,150.47	\$ 69.36	\$ 22.20	\$ 6,058.91
Huntington, Nancy A Trust, Monroe Bank, Trustee	53-08-12-200-001.000-008		2	Y	\$ 338,100	\$ -	\$ 338,100	\$1.5437	\$2.2845	\$ 5,219.24	\$ 5,219.24	\$ 2,787.36	\$ -	\$ -	\$ 2,787.36	\$ -	\$ -	\$ 2,787.36
Baugh, Ned T & Robinson, Kristi	53-08-20-400-039.000-008	2513	2	N	\$ 112,500	\$ 3,000	\$ 109,500	\$1.5437	\$2.2845	\$ 1,690.36	\$ 2,615.70	\$ 280.25	\$ -	\$ 645.09	\$ 925.34	\$ -	\$ -	\$ 925.34
Riggins, Mark W. & Diane J.	53-08-21-300-051.000-008		2	N	\$ 173,700	\$ 91,995	\$ 81,705	\$1.5437	\$2.2845	\$ 1,216.56	\$ 1,999.97	\$ 214.29	\$ -	\$ 569.12	\$ 783.41	\$ 69.36	\$ 14.76	\$ 699.29
Karnegis, Janice L	53-08-21-200-017.000-008		2	N	\$ 104,000	\$ 65,300	\$ 38,700	\$1.5437	\$2.2845	\$ 576.76	\$ 955.98	\$ 102.43	\$ -	\$ 276.79	\$ 379.22	\$ -	\$ -	\$ 379.22
Kerr, Madaleine Clara & James Mark Harris, Mary Elisabeth & Johnston, James Clark IV	53-08-20-400-001.000-008	1390	2	N	\$ 218,500	\$ 107,360	\$ 111,140	\$1.5437	\$2.2845	\$ 1,655.32	\$ 2,545.45	\$ 272.73	\$ -	\$ 617.40	\$ 890.13	\$ 69.36	\$ 14.76	\$ 806.01
Bunch, Hannah C & Landon A	53-08-14-107-001.000-008		2	N	\$ 150,300	\$ 84,855	\$ 65,445	\$1.5437	\$2.2845	\$ 974.44	\$ 1,615.11	\$ 173.04	\$ -	\$ 467.63	\$ 640.67	\$ -	\$ -	\$ 640.67
McKenzie, Stephanie L	53-08-20-400-107.000-008	1689	2	N	\$ 198,700	\$ 101,795	\$ 96,905	\$1.5437	\$2.2845	\$ 1,442.88	\$ 2,329.97	\$ 249.65	\$ -	\$ 637.44	\$ 887.09	\$ 69.36	\$ 22.20	\$ 795.53
Williams, James & Claudia	53-08-20-400-113.000-008	2043	2	N	\$ 191,000	\$ -	\$ 191,000	\$1.5437	\$2.2845	\$ 2,948.48	\$ 4,484.40	\$ 480.47	\$ -	\$ 1,055.45	\$ 1,535.92	\$ 69.36	\$ 22.20	\$ 1,444.36
Helewa, Zaki	53-08-20-400-114.000-008	1736	2	N	\$ 193,500	\$ 99,975	\$ 93,525	\$1.5437	\$2.2845	\$ 1,392.56	\$ 2,268.07	\$ 243.01	\$ -	\$ 632.50	\$ 875.51	\$ 69.36	\$ 22.20	\$ 783.95
Thurston, Joshua M & Erin E	53-08-20-400-110.000-008	2135	2	N	\$ 257,100	\$ 120,485	\$ 136,615	\$1.5437	\$2.2845	\$ 2,035.24	\$ 3,019.89	\$ 323.56	\$ -	\$ 661.08	\$ 984.65	\$ 69.36	\$ 22.20	\$ 893.09
Unroe, James Russell	53-08-20-400-108.000-008	1675	2	N	\$ 227,000	\$ 108,700	\$ 118,300	\$1.5437	\$2.2845	\$ 1,761.44	\$ 2,669.99	\$ 286.07	\$ -	\$ 622.48	\$ 908.55	\$ 69.36	\$ 22.20	\$ 816.99
Havranek, Kathryn M	53-08-20-400-112.000-008	1968	2	N	\$ 221,800	\$ 109,880	\$ 111,920	\$1.5437	\$2.2845	\$ 1,666.44	\$ 2,604.86	\$ 279.09	\$ -	\$ 659.34	\$ 938.42	\$ 69.36	\$ 22.20	\$ 846.86
Patrick, Eric R	53-08-20-400-120.000-008	2099	2	N	\$ 268,600	\$ 126,260	\$ 142,340	\$1.5437	\$2.2845	\$ 2,119.40	\$ 3,161.85	\$ 338.77	\$ -	\$ 703.67	\$ 1,042.45	\$ 69.36	\$ 22.20	\$ 950.89
Couch, Lynda M	53-08-20-400-109.000-008		2	N	\$ 246,300	\$ 118,455	\$ 127,845	\$1.5437	\$2.2845	\$ 1,903.56	\$ 2,896.44	\$ 310.33	\$ -	\$ 682.55	\$ 992.88	\$ 69.36	\$ 22.20	\$ 901.32
Younger, Matthew R & Melissa Marie	53-08-20-400-124.000-008	1691	2	N	\$ 236,700	\$ 115,095	\$ 121,605	\$1.5437	\$2.2845	\$ 1,810.66	\$ 2,782.21	\$ 298.10	\$ -	\$ 673.45	\$ 971.55	\$ 69.36	\$ 22.20	\$ 879.99
Dabrowski, Andrew	53-08-20-400-024.000-008	1690	2	N	\$ 206,600	\$ 104,560	\$ 102,040	\$1.5437	\$2.2845	\$ 1,519.34	\$ 2,423.98	\$ 259.72	\$ -	\$ 644.92	\$ 904.64	\$ 69.36	\$ 22.20	\$ 813.08
Prihoda, John K & Virginia L	53-08-20-400-016.000-008	1814	2	N	\$ 232,900	\$ 110,765	\$ 122,135	\$1.5437	\$2.2845	\$ 1,818.56	\$ 2,740.21	\$ 293.59	\$ -	\$ 628.06	\$ 921.65	\$ 69.36	\$ 22.20	\$ 830.09
Lish, Jacob M	53-08-20-400-088.000-008	2070	2	N	\$ 253,200	\$ 120,870	\$ 132,330	\$1.5437	\$2.2845	\$ 1,970.36	\$ 2,978.57	\$ 319.14	\$ -	\$ 689.07	\$ 1,008.21	\$ 69.36	\$ 22.20	\$ 916.65
Raad, Rhonda J	53-08-20-400-104.000-008	2070	2	N	\$ 224,300	\$ 110,650	\$ 113,650	\$1.5437	\$2.2845	\$ 1,692.20	\$ 2,631.38	\$ 281.93	\$ -	\$ 657.24	\$ 939.18	\$ 69.36	\$ 22.20	\$ 847.62
Richardson, Colette L Revocable Living Trust	53-08-20-400-021.000-008	2398	2	N	\$ 182,500	\$ 93,125	\$ 89,375	\$1.5437	\$2.2845	\$ 1,330.76	\$ 2,140.40	\$ 229.33	\$ -	\$ 580.31	\$ 809.64	\$ 69.36	\$ 22.20	\$ 718.08
Johnson, Michael R & Connie S	53-08-20-400-091.000-008	1451	2	N	\$ 200,000	\$ 102,215	\$ 97,785	\$1.5437	\$2.2845	\$ 1,455.98	\$ 2,344.34	\$ 251.18	\$ -	\$ 637.19	\$ 888.36	\$ 69.36	\$ 22.20	\$ 796.80
Underwood, Christopher R & Jessica	53-08-20-400-105.000-008		2	N	\$ 176,200	\$ 93,920	\$ 82,280	\$1.5437	\$2.2845	\$ 1,225.12	\$ 2,030.60	\$ 217.57	\$ -	\$ 587.90	\$ 805.48	\$ 69.36	\$ 22.20	\$ 713.92
AMH 2014-2 Borrower, LLC	53-08-20-400-018.000-008		2	N	\$ 182,500	\$ 96,125	\$ 86,375	\$1.5437	\$2.2845	\$ 1,286.08	\$ 2,131.65	\$ 228.39	\$ -	\$ 617.18	\$ 845.57	\$ 69.36	\$ 22.20	\$ 754.01
Becker, Megan Mae	53-08-20-400-090.000-008		2	N	\$ 189,500	\$ -	\$ 189,500	\$1.5437	\$2.2845	\$ 2,925.32	\$ 4,449.19	\$ 476.70	\$ -	\$ 1,047.17	\$ 1,523.87	\$ 69.36	\$ 22.20	\$ 1,432.31
Corwin, Mason J & April A	53-08-20-400-117.000-008		2	N	\$ 193,100	\$ 99,835	\$ 93,265	\$1.5437	\$2.2845	\$ 1,388.68	\$ 2,263.32	\$ 242.50	\$ -	\$ 632.13	\$ 874.64	\$ 69.36	\$ 22.20	\$ 783.08
Wright, Joseph William	53-08-20-400-115.000-008		2	N	\$ 203,600	\$ 103,510	\$ 100,090	\$1.5437	\$2.2845	\$ 1,490.30	\$ 2,388.28	\$ 255.89	\$ -	\$ 642.09	\$ 897.98	\$ 69.36	\$ 22.20	\$ 806.42
Ward, Joe Dean & Dena Danette	53-08-20-400-116.000-008		2	N	\$ 202,400	\$ 3,000	\$ 199,400	\$1.5437	\$2.2845	\$ 3,078.14	\$ 4,748.82	\$ 508.80	\$ -	\$ 1,161.88	\$ 1,670.68	\$ 69.36	\$ 22.20	\$ 1,579.12
McGaha, Ben & Sara	53-08-20-400-121.000-008		2	N	\$ 221,200	\$ 109,670	\$ 111,530	\$1.5437	\$2.2845	\$ 1,660.64	\$ 2,597.74	\$ 278.34	\$ -	\$ 658.76	\$ 937.10	\$ 69.36	\$ 22.20	\$ 845.54
Orrego, Juan M	53-08-14-103-002.000-008		2	N	\$ 184,500	\$ 93,825	\$ 90,675	\$1.5437	\$2.2845	\$ 1,350.12	\$ 2,164.20	\$ 231.88	\$ -	\$ 582.20	\$ 814.08	\$ -	\$ -	\$ 814.08
Power, Stephanie Sue; Robertson, Gary Russell	53-08-11-101-027.000-008		2	N	\$ 99,200	\$ -	\$ 99,200	\$1.5437	\$2.2845	\$ 1,531.36	\$ 2,329.07	\$ 249.54	\$ -	\$ 548.17	\$ 797.71	\$ -	\$ -	\$ 797.71
Mathews, Nancy M & Ingrid R Montecino	53-08-01-400-014.000-008		2	N	\$ 170,200	\$ -	\$ 170,200	\$1.5437	\$2.2845	\$ 2,627.38	\$ 4,008.70	\$ 429.50	\$ -	\$ 951.81	\$ 1,381.32	\$ 69.36	\$ 22.20	\$ 1,289.76
Mathews, Nancy M & Ingrid R Montecino	53-08-11-101-041.000-008		2	N	\$ 26,800	\$ -	\$ 26,800	\$1.5437	\$2.2845	\$ 413.72	\$ 685.71	\$ 73.47	\$ -	\$ 198.52	\$ 271.99	\$ -	\$ -	\$ 271.99
Orrego, Juan M	53-08-11-101-016.000-008		2	N	\$ 27,100	\$ -	\$ 27,100	\$1.5437	\$2.2845	\$ 418.34	\$ 693.39	\$ 74.29	\$ -	\$ 200.76	\$ 275.05	\$ -	\$ -	\$ 275.05
Orrego, Juan M	53-08-11-101-017.000-008		2	N	\$ 27,100	\$ -	\$ 27,100	\$1.5437	\$2.2845	\$ 418.34	\$ 693.39	\$ 74.29	\$ -	\$ 200.76	\$ 275.05	\$ -	\$ -	\$ 275.05
Orrego, Juan M	53-08-11-101-045.000-008		2	N	\$ 27,100	\$ -	\$ 27,100	\$1.5437	\$2.2845	\$ 418.34	\$ 693.39	\$ 74.29	\$ -	\$ 200.76	\$ 275.05	\$ -	\$ -	\$ 275.05
Orrego, Juan M	53-08-11-101-020.000-008		2	N	\$ 27,100	\$ -	\$ 27,100	\$1.5437	\$2.2845	\$ 418.34	\$ 693.39	\$ 74.29	\$ -	\$ 200.76	\$ 275.05	\$ -	\$ -	\$ 275.05
Orrego, Juan M	53-08-11-101-060.000-008		2	N	\$ 27,100	\$ -	\$ 27,100	\$1.5437	\$2.2845	\$ 418.34	\$ 693.39	\$ 74.29	\$ -	\$ 200.76	\$ 275.05	\$ -	\$ -	\$ 275.05
Orrego, Juan M	53-08-11-101-043.000-008		2	N	\$ 27,100	\$ -	\$ 27,100	\$1.5437	\$2.2845	\$ 418.34	\$ 693.39	\$ 74.29	\$ -	\$ 200.76	\$ 275.05	\$ -	\$ -	\$ 275.05
Orrego, Juan M	53-08-11-101-037.000-008		2	N	\$ 27,100	\$ -	\$ 27,100	\$1.5437	\$2.2845	\$ 418.34	\$ 693.39	\$ 74.29	\$ -	\$ 200.76	\$ 275.05	\$ -	\$ -	\$ 275.05

City of Bloomington

Area #2: South-East Annexation Area - Tax Impacts Analysis



Note (1): This section shows the inc/(dec) in tax bills due to differences between township fire protection rates and the Monroe Fire Protection District fire rate

Owner Name	Parcel #	Waiver	Annexation Area	AG	2020 Pay 2021 Gross AV	2020 Pay 2021 Deductions /Exemptions	2020 Pay 2021 NAV	Pre-Annex 2021 Prop Tax Rate	Post-Annex Prop Tax Rate	Pre-Annex Tax Bill	Post-Annex Tax Bill	Net Tax Bill Increase Due Solely to AV Growth (12% Aggregate over 4 years)	Net Tax Bill Increase Due to Difference Between Fire Rates (1)	Net Tax Bill Increase Due to Annexation	Total Post-Annexation Net Tax Bill Increase	Benefit 1 Yearly Sewer Bill Savings (@ 4000 Gal/Month)	Benefit 2 Yearly Fire Protection (Water Surcharge) Savings	Post-Annex Tax Bill Inc/(Dec) Net of Benefits
Orrego, Juan M	53-08-11-101-042.000-008		2	N	\$ 27,100	\$ -	\$ 27,100	\$1.5437	\$2.2845	\$ 418.34	\$ 693.39	\$ 74.29	\$ -	\$ 200.76	\$ 275.05	\$ -	\$ -	\$ 275.05
Orrego, Juan M	53-08-11-101-019.000-008		2	N	\$ 27,100	\$ -	\$ 27,100	\$1.5437	\$2.2845	\$ 418.34	\$ 693.39	\$ 74.29	\$ -	\$ 200.76	\$ 275.05	\$ -	\$ -	\$ 275.05
Orrego, Juan M	53-08-11-101-047.000-008		2	N	\$ 27,100	\$ -	\$ 27,100	\$1.5437	\$2.2845	\$ 418.34	\$ 693.39	\$ 74.29	\$ -	\$ 200.76	\$ 275.05	\$ -	\$ -	\$ 275.05
Robertson, Stephen L & Rita J	53-08-14-107-012.000-008		2	N	\$ 235,300	\$ 108,105	\$ 127,195	\$1.5437	\$2.2845	\$ 1,899.36	\$ 2,905.62	\$ 311.31	\$ -	\$ 694.95	\$ 1,006.26	\$ -	\$ -	\$ 1,006.26
Williams, Wyatt K & Danielle P	53-08-20-400-022.000-008		2	N	\$ 101,900	\$ 67,915	\$ 33,985	\$1.5437	\$2.2845	\$ 506.04	\$ 838.72	\$ 89.86	\$ -	\$ 242.82	\$ 332.68	\$ 69.36	\$ 14.76	\$ 248.56
Wallace, Janet P	53-08-14-102-009.000-008		2	N	\$ 164,400	\$ 86,230	\$ 78,170	\$1.5437	\$2.2845	\$ 1,164.80	\$ 1,930.61	\$ 206.84	\$ -	\$ 558.96	\$ 765.81	\$ -	\$ -	\$ 765.81
Johnson, Jeffrey W & Melanie P	53-08-14-100-001.000-008		2	N	\$ 11,200	\$ -	\$ 11,200	\$1.5437	\$2.2845	\$ 172.88	\$ 286.57	\$ 30.70	\$ -	\$ 82.98	\$ 113.69	\$ -	\$ -	\$ 113.69
Nelson, Japeth & Ashlee	53-08-14-106-008.000-008		2	N	\$ 296,100	\$ 158,570	\$ 137,530	\$1.5437	\$2.2845	\$ 2,047.76	\$ 3,391.86	\$ 363.42	\$ -	\$ 980.68	\$ 1,344.10	\$ -	\$ -	\$ 1,344.10
Bumbalough, Richard D	53-08-14-106-006.000-008		2	N	\$ 276,200	\$ 123,540	\$ 152,660	\$1.5437	\$2.2845	\$ 2,276.76	\$ 3,348.58	\$ 358.77	\$ -	\$ 713.05	\$ 1,071.82	\$ -	\$ -	\$ 1,071.82
Walker, James M & Catherine F	53-08-14-106-005.000-008		2	N	\$ 257,900	\$ 115,595	\$ 142,305	\$1.5437	\$2.2845	\$ 2,125.00	\$ 3,191.02	\$ 341.90	\$ -	\$ 724.12	\$ 1,066.02	\$ -	\$ -	\$ 1,066.02
Eberle, Thomas R. & Nancy Hyde	53-08-14-106-004.000-008		2	N	\$ 236,000	\$ 109,670	\$ 126,330	\$1.5437	\$2.2845	\$ 1,887.48	\$ 2,902.89	\$ 311.03	\$ -	\$ 704.38	\$ 1,015.41	\$ -	\$ -	\$ 1,015.41
Causseaux, Lacey E	53-08-14-106-009.000-008		2	N	\$ 385,900	\$ 148,485	\$ 237,415	\$1.5437	\$2.2845	\$ 3,562.84	\$ 5,220.58	\$ 559.35	\$ -	\$ 1,098.39	\$ 1,657.74	\$ -	\$ -	\$ 1,657.74
McCoy, William & Linda	53-08-23-100-003.000-008		2	N	\$ 187,400	\$ 93,020	\$ 94,380	\$1.5437	\$2.2845	\$ 1,408.12	\$ 2,269.88	\$ 243.21	\$ -	\$ 618.55	\$ 861.76	\$ -	\$ -	\$ 861.76
Marrs, David L & Donna L	53-08-23-100-005.000-008		2	N	\$ 7,500	\$ -	\$ 7,500	\$1.5437	\$2.2845	\$ 115.78	\$ 191.90	\$ 20.56	\$ -	\$ 55.56	\$ 76.12	\$ -	\$ -	\$ 76.12
Westrich, Bradford & Kathryn M Benavidez	53-08-21-200-018.000-008		2	N	\$ 120,800	\$ 74,530	\$ 46,270	\$1.5437	\$2.2845	\$ 688.94	\$ 1,141.89	\$ 122.34	\$ -	\$ 330.61	\$ 452.95	\$ 69.36	\$ 14.76	\$ 368.83
Lane, Regenia Irene	53-08-21-200-112.000-008		2	N	\$ 106,800	\$ 79,110	\$ 27,690	\$1.5437	\$2.2845	\$ 412.28	\$ 683.36	\$ 73.22	\$ -	\$ 197.86	\$ 271.08	\$ 69.36	\$ 37.08	\$ 164.64
Jallal, Nasir & Koehnlein, Phyllis	53-08-01-400-081.000-008		2	N	\$ 317,100	\$ -	\$ 317,100	\$1.5437	\$2.2845	\$ 4,895.08	\$ 7,492.05	\$ 802.72	\$ -	\$ 1,794.25	\$ 2,596.97	\$ 69.36	\$ 14.76	\$ 2,512.85
Gentry Estates Dev Co Inc	53-08-01-400-177.000-008	1526	2	N	\$ -	\$ -	\$ -	\$1.5437	\$2.2845	\$ -	\$ -	\$ -	\$ -	\$ -	\$ -	\$ -	\$ -	\$ -
Gentry Estates Dev Co Inc	53-08-01-400-165.000-008		2	N	\$ -	\$ -	\$ -	\$1.5437	\$2.2845	\$ -	\$ -	\$ -	\$ -	\$ -	\$ -	\$ -	\$ -	\$ -
Michels, Jane	53-08-11-101-070.000-008	1467	2	N	\$ 125,700	\$ -	\$ 125,700	\$1.5437	\$2.2845	\$ 1,940.44	\$ 2,960.32	\$ 317.18	\$ -	\$ 702.70	\$ 1,019.88	\$ -	\$ -	\$ 1,019.88
Dumas, Jeffrey O.	53-08-21-200-070.000-008		2	N	\$ 152,100	\$ 97,650	\$ 54,450	\$1.5437	\$2.2845	\$ 810.74	\$ 1,343.78	\$ 143.98	\$ -	\$ 389.06	\$ 533.04	\$ 69.36	\$ 22.20	\$ 441.48
Vi, Hae Kyong	53-08-16-400-005.000-008		2	N	\$ 142,400	\$ 77,935	\$ 64,465	\$1.5437	\$2.2845	\$ 961.66	\$ 1,593.93	\$ 170.78	\$ -	\$ 461.49	\$ 632.27	\$ 69.36	\$ 14.76	\$ 548.15
Stafford, Charles B & Autymn J	53-08-14-102-006.000-008		2	N	\$ 198,200	\$ 101,620	\$ 96,580	\$1.5437	\$2.2845	\$ 1,438.04	\$ 2,324.02	\$ 249.01	\$ -	\$ 636.97	\$ 885.98	\$ -	\$ -	\$ 885.98
Sakura Bloomington Inc	53-08-16-300-042.000-008		2	N	\$ 177,600	\$ 3,000	\$ 174,600	\$1.5437	\$2.2845	\$ 2,695.30	\$ 4,106.52	\$ 439.98	\$ -	\$ 971.24	\$ 1,411.22	\$ 69.36	\$ 22.20	\$ 1,319.66
Rink, Lawrence D	53-08-21-200-121.000-008		2	N	\$ 90,400	\$ -	\$ 90,400	\$1.5437	\$2.2845	\$ 1,395.52	\$ 2,123.52	\$ 227.52	\$ -	\$ 500.48	\$ 728.00	\$ -	\$ -	\$ 728.00
Heritage Woods Road Assoc. Inc	53-08-01-100-086.000-008		2	N	\$ -	\$ -	\$ -	\$1.5437	\$2.2845	\$ -	\$ -	\$ -	\$ -	\$ -	\$ -	\$ -	\$ -	\$ -
Habig, Barbara J.	53-08-01-400-013.000-008		2	N	\$ 11,700	\$ -	\$ 11,700	\$1.5437	\$2.2845	\$ 180.60	\$ 299.36	\$ 32.07	\$ -	\$ 86.69	\$ 118.76	\$ -	\$ -	\$ 118.76
Logsdon, Robert J Living Trust w/life estate	53-08-20-400-074.000-008		2	N	\$ 2,100	\$ -	\$ 2,100	\$1.5437	\$2.2845	\$ 32.42	\$ 53.73	\$ 5.76	\$ -	\$ 15.55	\$ 21.31	\$ -	\$ -	\$ 21.31
BADB LLC	53-08-20-400-038.000-008	1832	2	N	\$ 564,000	\$ -	\$ 564,000	\$1.5437	\$2.2845	\$ 8,706.48	\$ 14,430.67	\$ 1,546.14	\$ -	\$ 4,178.05	\$ 5,724.19	\$ 69.36	\$ 22.20	\$ 5,632.63
Schaeuble Investments, LLC	53-08-20-400-010.000-008	1832	2	N	\$ 139,000	\$ -	\$ 139,000	\$1.5437	\$2.2845	\$ 2,145.74	\$ 3,556.49	\$ 381.05	\$ -	\$ 1,029.70	\$ 1,410.75	\$ 69.36	\$ 22.20	\$ 1,319.19
Kumar, Kavya	53-08-14-200-047.000-008	2029	2	N	\$ 286,400	\$ 132,490	\$ 153,910	\$1.5437	\$2.2845	\$ 2,291.66	\$ 3,373.68	\$ 361.46	\$ -	\$ 720.56	\$ 1,082.02	\$ -	\$ -	\$ 1,082.02
Jeffers, Jeremy A & Melissa L	53-08-14-200-006.000-008	2029	2	N	\$ 310,100	\$ 137,785	\$ 172,315	\$1.5437	\$2.2845	\$ 2,565.72	\$ 3,658.98	\$ 392.04	\$ -	\$ 701.22	\$ 1,093.26	\$ -	\$ -	\$ 1,093.26
Betar, Michael G III & Jeremy L	53-08-14-200-018.000-008	2029	2	N	\$ 296,100	\$ 132,885	\$ 163,215	\$1.5437	\$2.2845	\$ 2,430.20	\$ 3,492.36	\$ 374.18	\$ -	\$ 687.98	\$ 1,062.16	\$ 69.36	\$ 22.20	\$ 970.60
Scruggs, Amanda	53-08-14-200-050.000-008	2029	2	N	\$ 319,700	\$ 144,145	\$ 175,555	\$1.5437	\$2.2845	\$ 2,613.96	\$ 3,769.99	\$ 403.93	\$ -	\$ 752.10	\$ 1,156.03	\$ 69.36	\$ 22.20	\$ 1,064.47
Dai, Jun	53-08-14-200-038.000-008	2029	2	N	\$ 303,200	\$ 3,000	\$ 300,200	\$1.5437	\$2.2845	\$ 4,634.20	\$ 7,115.46	\$ 762.37	\$ -	\$ 1,718.89	\$ 2,481.26	\$ 69.36	\$ 22.20	\$ 2,389.70
Patel, Jignesh H & Dimple K	53-08-14-200-027.000-008	2029	2	N	\$ 289,700	\$ 133,645	\$ 156,055	\$1.5437	\$2.2845	\$ 2,323.60	\$ 3,412.96	\$ 365.68	\$ -	\$ 723.68	\$ 1,089.36	\$ 69.36	\$ 22.20	\$ 997.80
Smith, Lauren R & Kenny D	53-08-14-200-030.000-008	2029	2	N	\$ 352,700	\$ 155,695	\$ 197,005	\$1.5437	\$2.2845	\$ 2,933.32	\$ 4,162.73	\$ 446.01	\$ -	\$ 783.40	\$ 1,229.41	\$ 69.36	\$ 22.20	\$ 1,137.85
Talbott, John Sutcliffe Jr & Deleigh B	53-08-14-200-033.000-008	2029	2	N	\$ 337,100	\$ 147,235	\$ 189,865	\$1.5437	\$2.2845	\$ 2,827.02	\$ 3,980.30	\$ 426.46	\$ -	\$ 726.82	\$ 1,153.28	\$ 69.36	\$ 22.20	\$ 1,061.72
Brafford, Ward L & Freeda M	53-08-14-200-005.000-008	2029	2	N	\$ 323,600	\$ 142,510	\$ 181,090	\$1.5437	\$2.2845	\$ 2,696.36	\$ 3,819.64	\$ 409.25	\$ -	\$ 714.03	\$ 1,123.28	\$ 69.36	\$ 22.20	\$ 1,031.72
Lobring, Wane M & Rachel C	53-08-14-200-004.000-008	2029	2	N	\$ 364,000	\$ 159,650	\$ 204,350	\$1.5437	\$2.2845	\$ 3,042.68	\$ 4,297.20	\$ 460.41	\$ -	\$ 794.11	\$ 1,254.52	\$ 69.36	\$ 22.20	\$ 1,162.96
Johnson, Dana LU; Zhou, You	53-08-14-200-017.000-008	2029	2	N	\$ 300,900	\$ 137,565	\$ 163,335	\$1.5437	\$2.2845	\$ 2,432.00	\$ 3,546.24	\$ 379.95	\$ -	\$ 734.29	\$ 1,114.24	\$ 69.36	\$ 37.08	\$ 1,007.80
Sedory, Albert L III & Stacy J	53-08-14-200-002.000-008	2029	2	N	\$ 374,900	\$ 163,465	\$ 211,435	\$1.5437	\$2.2845	\$ 3,148.20	\$ 4,426.92	\$ 474.31	\$ -	\$ 804.41	\$ 1,278.72	\$ -	\$ -	\$ 1,278.72
Vuyyuri, Prema S & Saleha B	53-08-14-200-039.000-008	2029	2	N	\$ 303,800	\$ 138,580	\$ 165,220	\$1.5437	\$2.2845	\$ 2,460.06	\$ 3,580.75	\$ 383.65	\$ -	\$ 737.05	\$ 1,120.69	\$ 69.36	\$ 22.20	\$ 1,029.13
Chen, Dingnan & Wang, Lili	53-08-14-200-055.000-008	2029	2	N	\$ 320,000	\$ 144,250	\$ 175,750	\$1.5437	\$2.2845	\$ 2,616.84	\$ 3,773.56	\$ 404.31	\$ -	\$ 752.41	\$ 1,156.72	\$ 69.36	\$ 22.20	\$ 1,065.16
Blackwell, Larry R & Susan E	53-08-14-200-041.000-008	2029	2	N	\$ 400,800	\$ 170,815	\$ 229,985	\$1.5437	\$2.2845	\$ 3,425.44	\$ 4,728.69	\$ 506.64	\$ -	\$ 796.61	\$ 1,303.25	\$ 69.36	\$ 22.20	\$ 1,211.69
Sherwood Realty LLC	53-08-14-200-054.000-008	2029	2	N	\$ -	\$ -	\$ -	\$1.5437	\$2.2845	\$ -	\$ -	\$ -	\$ -	\$ -	\$ -	\$ -	\$ -	\$ -
Wang, Chuhua; Chen, Cheng	53-08-14-200-037.000-008	2029	2	N	\$ 380,600	\$ 165,460	\$ 215,140	\$1.5437	\$2.2845	\$ 3,203.36	\$ 4,494.77	\$ 481.59	\$ -	\$ 809.82	\$ 1,291.41	\$ -	\$ -	\$ 1,291.41
Christine, Joseph LLC	53-08-14-200-003.000-008	2029	2	N	\$ 308,000	\$ -	\$ 308,000	\$1.5437	\$2.2845	\$ 4,754.60	\$ 7,231.40	\$ 774.79	\$ -	\$ 1,702.00	\$ 2,476.80	\$ 69.36	\$ 22.20	\$ 2,385.24
Xiao, Jin & Ni, Yun	53-08-14-200-001.000-008	2029	2	N	\$ 359,600	\$ 158,110	\$ 201,490	\$1.5437	\$2.2845	\$ 3,000.12	\$ 4,244.84	\$ 454.81	\$ -	\$ 789.91	\$ 1,244.72	\$ 69.36	\$ 22.20	\$ 1,153.16

City of Bloomington

Area #2: South-East Annexation Area - Tax Impacts Analysis



Note (1): This section shows the inc/(dec) in tax bills due to differences between township fire protection rates and the Monroe Fire Protection District fire rate

Owner Name	Parcel #	Waiver	Annexation Area	AG	2020 Pay 2021 Gross AV	2020 Pay 2021 Deductions /Exemptions	2020 Pay 2021 NAV	Pre-Annex 2021 Prop Tax Rate	Post-Annex Prop Tax Rate	Pre-Annex Tax Bill	Post-Annex Tax Bill	Net Tax Bill Increase Due Solely to AV Growth (12% Aggregate over 4 years)	Net Tax Bill Increase Due to Difference Between Fire Rates (1)	Net Tax Bill Increase Due to Annexation	Total Post-Annexation Net Tax Bill Increase	Benefit 1 Yearly Sewer Bill Savings (@ 4000 Gal/Month)	Benefit 2 Yearly Fire Protection (Water Surcharge) Savings	Post-Annex Tax Bill Inc/(Dec) Net of Benefits
Ford, Christine L Revocable Living Trust	53-08-14-200-026.000-008	2029	2	N	\$ 368,200	\$ 158,120	\$ 210,080	\$1.5437	\$2.2845	\$ 3,128.00	\$ 4,350.43	\$ 466.12	\$ -	\$ 756.31	\$ 1,222.43	\$ 69.36	\$ 22.20	\$ 1,130.87
McKinley, Lee & Evelyn Maria	53-01-40-442-538.000-008	2029	2	N	\$ 405,300	\$ 170,755	\$ 234,545	\$1.5437	\$2.2845	\$ 3,492.84	\$ 4,805.63	\$ 514.88	\$ -	\$ 797.91	\$ 1,312.79	\$ 69.36	\$ 22.20	\$ 1,221.23
McArdle, Stephen J	53-08-15-400-014.000-008	2029	2	N	\$ 259,300	\$ 123,005	\$ 136,295	\$1.5437	\$2.2845	\$ 2,029.38	\$ 3,051.15	\$ 326.90	\$ -	\$ 694.87	\$ 1,021.77	\$ 69.36	\$ 22.20	\$ 930.21
Meadowcreek LLC	53-08-14-200-036.010-008	2029	2	N	\$ 137,200	\$ -	\$ 137,200	\$1.5437	\$2.2845	\$ 2,117.96	\$ 3,510.44	\$ 376.12	\$ -	\$ 1,016.36	\$ 1,392.48	\$ -	\$ -	\$ 1,392.48
Stauffer, Dwight L & Penny J	53-08-01-100-043.000-008		2	N	\$ 425,800	\$ 176,660	\$ 249,140	\$1.5437	\$2.2845	\$ 3,715.20	\$ 5,139.81	\$ 550.70	\$ -	\$ 873.92	\$ 1,424.61	\$ 69.36	\$ 22.20	\$ 1,333.05
Munoz, Daniel J & Janet M.	53-08-11-101-026.000-008		2	N	\$ 86,300	\$ 59,455	\$ 26,845	\$1.5437	\$2.2845	\$ 399.72	\$ 662.51	\$ 70.98	\$ -	\$ 191.81	\$ 262.79	\$ -	\$ -	\$ 262.79
Ledon, Willy Revocable Trust	53-08-01-400-063.000-008	1526	2	N	\$ 268,200	\$ 123,120	\$ 145,080	\$1.5437	\$2.2845	\$ 2,160.20	\$ 3,160.33	\$ 338.61	\$ -	\$ 661.51	\$ 1,000.13	\$ 69.36	\$ 22.20	\$ 908.57
Taylor, Sharon S	53-08-01-400-061.000-008	1526	2	N	\$ 280,800	\$ 130,530	\$ 150,270	\$1.5437	\$2.2845	\$ 2,237.48	\$ 3,307.03	\$ 354.32	\$ -	\$ 715.23	\$ 1,069.55	\$ 69.36	\$ 22.20	\$ 977.99
Moore, Thomas E & Hannah T	53-08-01-400-099.000-008	1526	2	N	\$ 256,600	\$ 122,060	\$ 134,540	\$1.5437	\$2.2845	\$ 2,003.24	\$ 3,019.03	\$ 323.47	\$ -	\$ 692.32	\$ 1,015.79	\$ 69.36	\$ 22.20	\$ 924.23
Buczek, Robert W & Patricia J	53-08-01-400-071.000-008	1526	2	N	\$ 283,600	\$ 128,510	\$ 155,090	\$1.5437	\$2.2845	\$ 3,309.24	\$ 3,343.60	\$ 358.25	\$ -	\$ 676.11	\$ 1,034.36	\$ 69.36	\$ 22.20	\$ 942.80
Eckert-Hill, Denise M	53-08-01-400-079.000-008	1526	2	N	\$ 272,300	\$ 124,555	\$ 147,745	\$1.5437	\$2.2845	\$ 2,199.88	\$ 3,209.10	\$ 343.83	\$ -	\$ 665.40	\$ 1,009.22	\$ 69.36	\$ 22.20	\$ 917.66
Burchell, Janet S & Larry G; Barrow, Elizabeth	53-08-01-400-046.000-008	1526	2	N	\$ 248,500	\$ 116,225	\$ 132,275	\$1.5437	\$2.2845	\$ 1,969.52	\$ 2,925.87	\$ 313.49	\$ -	\$ 642.86	\$ 956.35	\$ 69.36	\$ 22.20	\$ 864.79
Blair, Robert E & Marni J	53-08-01-400-100.000-008	1526	2	N	\$ 362,600	\$ 159,160	\$ 203,440	\$1.5437	\$2.2845	\$ 3,029.14	\$ 4,280.55	\$ 458.63	\$ -	\$ 792.77	\$ 1,251.41	\$ 69.36	\$ 22.20	\$ 1,159.85
Vannice, Cathy J	53-01-42-248-240.000-008	1526	2	N	\$ 293,400	\$ 131,940	\$ 161,460	\$1.5437	\$2.2845	\$ 2,404.08	\$ 3,460.22	\$ 370.73	\$ -	\$ 685.41	\$ 1,056.14	\$ 69.36	\$ 22.20	\$ 964.58
Shaw, Brian P & Julia T	53-01-42-248-241.000-008	1526	2	N	\$ 299,300	\$ 137,005	\$ 162,295	\$1.5437	\$2.2845	\$ 2,416.52	\$ 3,527.20	\$ 377.91	\$ -	\$ 732.77	\$ 1,110.68	\$ 69.36	\$ 22.20	\$ 1,019.12
Luse, Karen L & Adam A	53-01-42-248-242.000-008	1526	2	N	\$ 324,600	\$ 142,860	\$ 181,740	\$1.5437	\$2.2845	\$ 2,706.04	\$ 3,831.54	\$ 410.53	\$ -	\$ 714.98	\$ 1,125.50	\$ 69.36	\$ 22.20	\$ 1,033.94
Li, Dan & Hu, Zongjun	53-01-42-248-243.000-008	1526	2	N	\$ 298,000	\$ 133,550	\$ 164,450	\$1.5437	\$2.2845	\$ 2,448.60	\$ 3,514.97	\$ 376.60	\$ -	\$ 689.77	\$ 1,066.37	\$ 69.36	\$ 22.20	\$ 974.81
Aung, Allen & Maria	53-01-42-248-244.000-008		2	N	\$ 294,500	\$ 132,325	\$ 162,175	\$1.5437	\$2.2845	\$ 2,414.72	\$ 3,473.32	\$ 372.14	\$ -	\$ 686.45	\$ 1,058.60	\$ 69.36	\$ 22.20	\$ 967.04
Work, Mary Carol Trust W//e	53-01-42-248-245.000-008		2	N	\$ 273,600	\$ 125,010	\$ 148,590	\$1.5437	\$2.2845	\$ 2,212.44	\$ 3,224.59	\$ 345.49	\$ -	\$ 666.65	\$ 1,012.15	\$ 69.36	\$ 22.20	\$ 920.59
Chen, Joe-Chang Roda	53-01-42-248-246.000-008		2	N	\$ 264,200	\$ -	\$ 264,200	\$1.5437	\$2.2845	\$ 4,078.46	\$ 6,203.04	\$ 664.61	\$ -	\$ 1,459.96	\$ 2,124.58	\$ 69.36	\$ 22.20	\$ 2,033.02
Vass, Robert J & Marlene	53-01-42-248-247.000-008		2	N	\$ 293,500	\$ 131,975	\$ 161,525	\$1.5437	\$2.2845	\$ 2,405.04	\$ 3,461.41	\$ 370.87	\$ -	\$ 685.51	\$ 1,056.37	\$ 69.36	\$ 22.20	\$ 964.81
Chen, Zhi Chen & Lin, Feng M	53-01-42-248-248.000-008		2	N	\$ 276,900	\$ 126,165	\$ 150,735	\$1.5437	\$2.2845	\$ 2,244.40	\$ 3,263.85	\$ 349.70	\$ -	\$ 669.76	\$ 1,019.45	\$ 69.36	\$ 22.20	\$ 927.89
Van Ruler, Aaron & Sadee K	53-01-42-248-249.000-008		2	N	\$ 317,000	\$ 135,395	\$ 181,605	\$1.5437	\$2.2845	\$ 2,714.60	\$ 3,969.52	\$ 425.31	\$ -	\$ 829.61	\$ 1,254.92	\$ 69.36	\$ 22.20	\$ 1,163.36
Reynolds, Kevin R & Nancy A	53-01-42-248-250.000-008		2	N	\$ 293,700	\$ 132,045	\$ 161,655	\$1.5437	\$2.2845	\$ 2,406.98	\$ 3,463.80	\$ 371.13	\$ -	\$ 685.69	\$ 1,056.82	\$ 69.36	\$ 22.20	\$ 965.26
Carr, Lolita A	53-01-42-248-251.000-008		2	N	\$ 250,300	\$ 119,855	\$ 130,445	\$1.5437	\$2.2845	\$ 1,942.28	\$ 2,944.04	\$ 315.43	\$ -	\$ 686.34	\$ 1,001.76	\$ 69.36	\$ 22.20	\$ 910.20
Kuriyama, Keiko & Schwartz, Andrew W	53-01-42-248-252.000-008		2	N	\$ 270,100	\$ 126,680	\$ 143,420	\$1.5437	\$2.2845	\$ 2,135.48	\$ 3,176.44	\$ 340.33	\$ -	\$ 700.63	\$ 1,040.96	\$ 69.36	\$ 22.20	\$ 949.40
Healy, Maria NC	53-01-42-248-253.000-008		2	N	\$ 281,400	\$ 155,595	\$ 125,805	\$1.5437	\$2.2845	\$ 1,873.20	\$ 3,104.76	\$ 332.66	\$ -	\$ 898.90	\$ 1,231.56	\$ 69.36	\$ 22.20	\$ 1,140.00
May-Scott, Nancy A	53-01-42-248-254.000-008		2	N	\$ 287,200	\$ 132,770	\$ 154,430	\$1.5437	\$2.2845	\$ 2,299.40	\$ 3,383.21	\$ 362.49	\$ -	\$ 721.32	\$ 1,083.81	\$ 69.36	\$ 22.20	\$ 992.25
Wagh, Nikhil P & Sharayu V Jadhav	53-01-42-248-255.000-008		2	N	\$ 297,100	\$ 136,235	\$ 160,865	\$1.5437	\$2.2845	\$ 2,395.22	\$ 3,501.03	\$ 375.11	\$ -	\$ 730.69	\$ 1,105.81	\$ 69.36	\$ 22.20	\$ 1,014.25
Lettelleir, John N	53-08-16-300-022.000-008		2	N	\$ 223,300	\$ 108,515	\$ 114,785	\$1.5437	\$2.2845	\$ 1,710.42	\$ 2,623.10	\$ 281.04	\$ -	\$ 631.63	\$ 912.68	\$ 69.36	\$ 14.76	\$ 828.56
Foot of the Cross Church Inc	53-08-21-200-101.000-008		2	N	\$ 118,600	\$ 118,600	\$ -	\$1.5437	\$2.2845	\$ -	\$ -	\$ -	\$ -	\$ -	\$ -	\$ 69.36	\$ 22.20	\$ (91.56)
Ketterson, Ellen D	53-08-01-100-064.000-008		2	N	\$ 300,000	\$ 133,760	\$ 166,240	\$1.5437	\$2.2845	\$ 2,476.02	\$ 3,557.93	\$ 381.21	\$ -	\$ 700.70	\$ 1,081.91	\$ 69.36	\$ 14.76	\$ 997.79
Hyde, Harold E & Gaynell L Trust	53-08-20-400-093.000-008		2	N	\$ 17,600	\$ -	\$ 17,600	\$1.5437	\$2.2845	\$ 271.68	\$ 450.32	\$ 48.25	\$ -	\$ 130.39	\$ 178.64	\$ -	\$ -	\$ 178.64
Hyde, Harold E & Gaynell L Trust	53-08-20-400-009.000-008		2	N	\$ 121,800	\$ 85,565	\$ 36,235	\$1.5437	\$2.2845	\$ 463.36	\$ 472.63	\$ -	\$ -	\$ 9.27	\$ 9.27	\$ 69.36	\$ 14.76	\$ (74.85)
Hyde, Wm. B. & Anna E.	53-01-41-702-000.000-008		2	N	\$ 1,600	\$ -	\$ 1,600	\$1.5437	\$2.2845	\$ 24.70	\$ 40.94	\$ 4.39	\$ -	\$ 11.85	\$ 16.24	\$ -	\$ -	\$ 16.24
May, Nathan W & Kasie L	53-08-21-300-050.000-008		2	N	\$ 165,100	\$ 79,710	\$ 85,390	\$1.5437	\$2.2845	\$ 1,285.92	\$ 2,131.40	\$ 228.37	\$ -	\$ 617.11	\$ 845.48	\$ 69.36	\$ 14.76	\$ 761.36
Douglas, William & Loma	53-08-23-100-012.000-008		2	N	\$ 110,100	\$ 68,475	\$ 41,625	\$1.5437	\$2.2845	\$ 621.76	\$ 1,030.54	\$ 110.41	\$ -	\$ 298.36	\$ 408.78	\$ -	\$ -	\$ 408.78
Lafferty, Dustin	53-08-20-400-111.000-008		2	N	\$ 202,000	\$ 102,425	\$ 99,575	\$1.5437	\$2.2845	\$ 1,482.64	\$ 2,353.00	\$ 252.11	\$ -	\$ 618.25	\$ 870.36	\$ 69.36	\$ 22.20	\$ 778.80
Dorsey, Louis B & Joy L	53-08-20-400-106.000-008	1842	2	N	\$ 185,600	\$ 96,265	\$ 89,335	\$1.5437	\$2.2845	\$ 1,330.16	\$ 2,144.83	\$ 229.80	\$ -	\$ 584.87	\$ 814.67	\$ 69.36	\$ 22.20	\$ 723.11
Binford, Kimberly A	53-08-20-400-122.000-008		2	N	\$ 174,600	\$ 92,975	\$ 81,625	\$1.5437	\$2.2845	\$ 1,215.36	\$ 2,014.43	\$ 215.83	\$ -	\$ 583.23	\$ 799.07	\$ -	\$ -	\$ 799.07
Smith, Matthew D & Lori M	53-08-21-200-071.000-008		2	N	\$ 338,100	\$ 149,295	\$ 188,805	\$1.5437	\$2.2845	\$ 2,837.00	\$ 4,303.21	\$ 461.07	\$ -	\$ 1,005.14	\$ 1,466.21	\$ 69.36	\$ 14.76	\$ 1,382.09
Blind Squirrels LLC	53-08-20-400-073.000-008		2	N	\$ 142,900	\$ -	\$ 142,900	\$1.5437	\$2.2845	\$ 2,205.96	\$ 3,371.95	\$ 361.28	\$ -	\$ 804.71	\$ 1,165.99	\$ -	\$ -	\$ 1,165.99
YFD LLC	53-08-15-400-010.000-008		2	N	\$ 395,700	\$ -	\$ 395,700	\$1.5437	\$2.2845	\$ 6,108.42	\$ 9,725.71	\$ 1,042.04	\$ -	\$ 2,575.25	\$ 3,617.29	\$ -	\$ -	\$ 3,617.29
YFD LLC	53-08-15-400-006.000-008		2	N	\$ 40,000	\$ -	\$ 40,000	\$1.5437	\$2.2845	\$ 617.48	\$ 1,023.45	\$ 109.66	\$ -	\$ 296.32	\$ 405.97	\$ -	\$ -	\$ 405.97
Bowlen, John E & Brenda J	53-08-14-103-012.000-008		2	N	\$ 344,400	\$ 147,540	\$ 196,860	\$1.5437	\$2.2845	\$ 2,937.72	\$ 4,195.69	\$ 449.54	\$ -	\$ 808.44	\$ 1,257.97	\$ -	\$ -	\$ 1,257.97
Abbott, Michelle R	53-08-20-400-011.000-008		2	N	\$ 100,100	\$ 67,285	\$ 32,815	\$1.5437	\$2.2845	\$ 488.60	\$ 809.85	\$ 86.77	\$ -	\$ 234.48	\$ 321.25	\$ 69.36	\$ 14.76	\$ 237.13
Sterling Woods Inc	53-08-23-401-067.000-008	2360	2	N	\$ 2,800	\$ -	\$ 2,800	\$1.5437	\$2.2845	\$ 43.22	\$ 71.64	\$ 7.68	\$ -	\$ 20.75	\$ 28.42	\$ -	\$ -	\$ 28.42
Sterling Woods Inc	53-08-23-401-043.000-008	2360	2	N	\$ 2,600	\$ -	\$ 2,600	\$1.5437	\$2.2845	\$ 40.14	\$ 66.52	\$ 7.13	\$ -	\$ 19.26	\$ 26.38	\$ -	\$ -	\$ 26.38
Jones, Dean; Boardman, Christine	53-08-14-106-003.000-008		2	N	\$ 451,400	\$ 172,215	\$ 279,185	\$1.5437	\$2.2845	\$ 4,183.50	\$ 5,968.62	\$ 639.49	\$ -	\$ 1,145.63	\$ 1,785.12	\$ -	\$ -	\$ 1,785.12

City of Bloomington

Area #2: South-East Annexation Area - Tax Impacts Analysis



Note (1): This section shows the inc/(dec) in tax bills due to differences between township fire protection rates and the Monroe Fire Protection District fire rate

Owner Name	Parcel #	Waiver	Annexation Area	AG	2020 Pay 2021 Gross AV	2020 Pay 2021 Deductions /Exemptions	2020 Pay 2021 NAV	Pre-Annex 2021 Prop Tax Rate	Post-Annex Prop Tax Rate	Pre-Annex Tax Bill	Post-Annex Tax Bill	Net Tax Bill Increase Due Solely to AV Growth (12% Aggregate over 4 years)	Net Tax Bill Increase Due to Difference Between Fire Rates (1)	Net Tax Bill Increase Due to Annexation	Total Post-Annexation Net Tax Bill Increase	Benefit 1 Yearly Sewer Bill Savings (@ 4000 Gal/Month)	Benefit 2 Yearly Fire Protection (Water Surcharge) Savings	Post-Annex Tax Bill Inc/(Dec) Net of Benefits
Depierre, Edna K	53-08-14-106-002.000-008		2	N	\$ 185,500	\$ 96,860	\$ 88,640	\$1.5437	\$2.2845	\$ 1,319.82	\$ 2,163.13	\$ 231.77	\$ -	\$ 611.54	\$ 843.31	\$ -	\$ -	\$ 843.31
Ing, Michael & Sherene	53-08-14-106-007.000-008		2	N	\$ 268,300	\$ 126,155	\$ 142,145	\$1.5437	\$2.2845	\$ 2,116.48	\$ 3,158.26	\$ 338.38	\$ -	\$ 703.41	\$ 1,041.78	\$ -	\$ -	\$ 1,041.78
Lowery, Kurtis & Lara	53-08-14-106-011.000-008		2	N	\$ 228,200	\$ 111,490	\$ 116,710	\$1.5437	\$2.2845	\$ 1,737.76	\$ 2,661.55	\$ 285.16	\$ -	\$ 638.63	\$ 923.79	\$ -	\$ -	\$ 923.79
Bayt, Cathy Jo	53-08-11-101-024.000-008		2	N	\$ 180,100	\$ 95,285	\$ 84,815	\$1.5437	\$2.2845	\$ 1,262.86	\$ 2,093.15	\$ 224.27	\$ -	\$ 606.02	\$ 830.29	\$ -	\$ -	\$ 830.29
Field, Richard R & Amanda D	53-08-11-101-040.000-008		2	N	\$ 277,400	\$ 120,450	\$ 156,950	\$1.5437	\$2.2845	\$ 2,349.20	\$ 3,540.65	\$ 379.36	\$ -	\$ 812.10	\$ 1,191.45	\$ -	\$ -	\$ 1,191.45
Rogers, Gerald L & Betty L	53-08-21-100-121.000-008		2	N	\$ 141,900	\$ 92,915	\$ 48,985	\$1.5437	\$2.2845	\$ 447.80	\$ 456.76	\$ -	\$ -	\$ 8.96	\$ 8.96	\$ 69.36	\$ 22.20	\$ (82.60)
Ratts, Richard D Revocable Trust	53-08-21-301-056.000-008	1416	2	N	\$ 170,200	\$ -	\$ 170,200	\$1.5437	\$2.2845	\$ 2,627.38	\$ 4,354.79	\$ 466.58	\$ -	\$ 1,260.82	\$ 1,727.41	\$ 69.36	\$ 22.20	\$ 1,635.85
Ratts, Richard D Revocable Trust	53-08-21-301-006.000-008	1396	2	N	\$ 81,500	\$ -	\$ 81,500	\$1.5437	\$2.2845	\$ 1,258.12	\$ 2,085.28	\$ 223.42	\$ -	\$ 603.74	\$ 827.16	\$ 69.36	\$ 22.20	\$ 735.60
Novak, Anne D	53-08-01-400-073.000-008	1526	2	N	\$ 274,300	\$ 128,255	\$ 146,045	\$1.5437	\$2.2845	\$ 2,174.56	\$ 3,229.67	\$ 346.03	\$ -	\$ 709.08	\$ 1,055.11	\$ 69.36	\$ 22.20	\$ 963.55
Tidwell, Michael & Marcey	53-08-01-400-069.000-008	1526	2	N	\$ 278,300	\$ 126,655	\$ 151,645	\$1.5437	\$2.2845	\$ 2,257.92	\$ 3,280.51	\$ 351.48	\$ -	\$ 671.11	\$ 1,022.59	\$ 69.36	\$ 22.20	\$ 931.03
Tailor, Dipakkumar M & Hiral D	53-08-01-400-072.000-008	1526	2	N	\$ 257,800	\$ 122,480	\$ 135,320	\$1.5437	\$2.2845	\$ 2,014.86	\$ 3,033.30	\$ 324.99	\$ -	\$ 693.45	\$ 1,018.44	\$ 69.36	\$ 22.20	\$ 926.88
Dick, Alan J & Peggy M	53-08-01-400-028.000-008	2409	2	N	\$ 263,000	\$ 124,125	\$ 138,875	\$1.5437	\$2.2845	\$ 2,067.80	\$ 3,089.79	\$ 331.05	\$ -	\$ 690.94	\$ 1,021.99	\$ 69.36	\$ 22.20	\$ 930.43
Greenfield, Mark J & Angela B	53-08-01-400-070.000-008	1526	2	N	\$ 292,400	\$ 134,590	\$ 157,810	\$1.5437	\$2.2845	\$ 2,349.72	\$ 3,445.08	\$ 369.11	\$ -	\$ 726.25	\$ 1,095.36	\$ 69.36	\$ 22.20	\$ 1,003.80
Willoughby, Keith R & Linda F	53-08-01-400-033.000-008	1526	2	N	\$ 283,200	\$ 128,370	\$ 154,830	\$1.5437	\$2.2845	\$ 2,305.36	\$ 3,338.84	\$ 357.74	\$ -	\$ 675.74	\$ 1,033.48	\$ 69.36	\$ 22.20	\$ 941.92
Henning-Harris, Susan K	53-08-01-400-098.000-008	1424	2	N	\$ 302,600	\$ 132,805	\$ 169,795	\$1.5437	\$2.2845	\$ 2,534.92	\$ 3,702.33	\$ 396.67	\$ -	\$ 770.74	\$ 1,167.41	\$ 69.36	\$ 22.20	\$ 1,075.85
Hopkins, Kendra	53-08-01-400-030.000-008	1526	2	N	\$ 293,700	\$ 135,045	\$ 158,655	\$1.5437	\$2.2845	\$ 2,362.32	\$ 3,460.57	\$ 370.78	\$ -	\$ 727.46	\$ 1,098.25	\$ 69.36	\$ 22.20	\$ 1,006.69
Miller, Mark S & Sarah M	53-08-01-400-041.000-008	2408	2	N	\$ 284,000	\$ 130,425	\$ 153,575	\$1.5437	\$2.2845	\$ 2,286.96	\$ 3,319.49	\$ 355.66	\$ -	\$ 676.87	\$ 1,032.53	\$ 69.36	\$ 22.20	\$ 940.97
Sutton, Stacey A	53-08-01-400-060.000-008	1526	2	N	\$ 296,000	\$ 131,090	\$ 164,910	\$1.5437	\$2.2845	\$ 2,461.24	\$ 3,600.52	\$ 385.77	\$ -	\$ 753.52	\$ 1,139.28	\$ 69.36	\$ 22.20	\$ 1,047.72
Donovan, James Liam & Tracy Lynn	53-08-01-400-038.000-008	1526	2	N	\$ 278,900	\$ 126,865	\$ 152,035	\$1.5437	\$2.2845	\$ 2,263.74	\$ 3,287.66	\$ 352.25	\$ -	\$ 671.67	\$ 1,023.92	\$ 69.36	\$ 22.20	\$ 932.36
Maltese, Adam V & Andrea L	53-08-01-400-059.000-008	1526	2	N	\$ 309,100	\$ 140,085	\$ 169,015	\$1.5437	\$2.2845	\$ 2,516.56	\$ 3,633.02	\$ 389.26	\$ -	\$ 727.20	\$ 1,116.46	\$ 69.36	\$ 22.20	\$ 1,024.90
Radicchi, Filippo & Fedeli, Katia	53-08-01-400-096.000-008	1526	2	N	\$ 324,300	\$ 145,755	\$ 178,545	\$1.5437	\$2.2845	\$ 2,658.48	\$ 3,824.72	\$ 409.79	\$ -	\$ 756.46	\$ 1,166.24	\$ 69.36	\$ 22.20	\$ 1,074.68
Bydron, Roland J & Susan L	53-08-01-400-042.000-008	1480	2	N	\$ 267,300	\$ 125,805	\$ 141,495	\$1.5437	\$2.2845	\$ 2,106.80	\$ 3,146.36	\$ 337.10	\$ -	\$ 702.46	\$ 1,039.56	\$ 69.36	\$ 22.20	\$ 948.00
Strauser, Jacob L	53-08-01-400-008.000-008	1526	2	N	\$ 260,300	\$ 120,355	\$ 139,945	\$1.5437	\$2.2845	\$ 2,083.72	\$ 3,066.29	\$ 328.52	\$ -	\$ 654.05	\$ 982.57	\$ 69.36	\$ 22.20	\$ 891.01
Lin, Baofen	53-08-01-400-004.000-008	1526	2	N	\$ 279,600	\$ 127,110	\$ 152,490	\$1.5437	\$2.2845	\$ 2,270.52	\$ 3,295.99	\$ 353.15	\$ -	\$ 672.33	\$ 1,025.47	\$ 69.36	\$ 22.20	\$ 933.91
Carter, Stephen J & Kimberly A	53-08-01-400-005.000-008	1526	2	N	\$ 309,700	\$ 140,645	\$ 169,055	\$1.5437	\$2.2845	\$ 2,517.16	\$ 3,650.98	\$ 391.18	\$ -	\$ 742.64	\$ 1,133.82	\$ 69.36	\$ 22.20	\$ 1,042.26
Maben, Michael M & Sheila J	53-08-01-400-055.000-008	1526	2	N	\$ 278,500	\$ 129,725	\$ 148,775	\$1.5437	\$2.2845	\$ 2,215.20	\$ 3,279.66	\$ 351.39	\$ -	\$ 713.07	\$ 1,064.46	\$ 69.36	\$ 22.20	\$ 972.90
Wininger, Timothy H Jr & Sara	53-08-01-400-039.000-008	2407	2	N	\$ 261,900	\$ -	\$ 261,900	\$1.5437	\$2.2845	\$ 4,042.96	\$ 6,149.03	\$ 658.83	\$ -	\$ 1,447.25	\$ 2,106.07	\$ 69.36	\$ 22.20	\$ 2,014.51
Meadowcreek LLC	53-08-14-200-036.011-008	2029	2	N	\$ 1,198,100	\$ -	\$ 1,198,100	\$1.5437	\$2.2845	\$ 18,495.08	\$ 28,129.66	\$ 3,013.89	\$ -	\$ 6,620.69	\$ 9,634.58	\$ -	\$ -	\$ 9,634.58
Davis, Paul L & Kathryn M	53-08-14-102-010.000-008		2	N	\$ 161,300	\$ -	\$ 161,300	\$1.5437	\$2.2845	\$ 2,490.00	\$ 3,789.41	\$ 406.01	\$ -	\$ 893.40	\$ 1,299.41	\$ -	\$ -	\$ 1,299.41
Davis, Paul L & Kathryn M	53-08-14-102-002.000-008		2	N	\$ 50,300	\$ -	\$ 50,300	\$1.5437	\$2.2845	\$ 776.48	\$ 1,286.99	\$ 137.89	\$ -	\$ 372.62	\$ 510.51	\$ -	\$ -	\$ 510.51
McDevitt, Daniel M. & Paula M.	53-08-14-100-010.000-008		2	N	\$ 161,400	\$ -	\$ 161,400	\$1.5437	\$2.2845	\$ 2,491.52	\$ 3,789.44	\$ 406.01	\$ -	\$ 891.91	\$ 1,297.92	\$ -	\$ -	\$ 1,297.92
Meadowcreek LLC	53-08-14-200-036.012-008	2029	2	N	\$ 1,103,100	\$ -	\$ 1,103,100	\$1.5437	\$2.2845	\$ 17,028.56	\$ 25,899.20	\$ 2,774.91	\$ -	\$ 6,095.73	\$ 8,870.64	\$ -	\$ -	\$ 8,870.64
Meadowcreek LLC	53-08-14-200-036.013-008	2029	2	N	\$ 1,101,600	\$ -	\$ 1,101,600	\$1.5437	\$2.2845	\$ 17,005.40	\$ 25,863.98	\$ 2,771.14	\$ -	\$ 6,087.44	\$ 8,858.58	\$ -	\$ -	\$ 8,858.58
Townhomes on the Green LLC	53-08-14-200-036.166-008	2029	2	N	\$ 161,900	\$ -	\$ 161,900	\$1.5437	\$2.2845	\$ 2,499.24	\$ 3,801.18	\$ 407.27	\$ -	\$ 894.67	\$ 1,301.94	\$ 69.36	\$ 22.20	\$ 1,210.38
Meadowcreek LLC	53-08-15-100-008.099-008	2029	2	N	\$ 4,232,100	\$ -	\$ 4,232,100	\$1.5437	\$2.2845	\$ 65,330.92	\$ 99,363.61	\$ 10,646.10	\$ -	\$ 23,386.59	\$ 34,032.69	\$ -	\$ -	\$ 34,032.69
Young, Rodney E	53-08-15-400-008.000-008		2	N	\$ 674,800	\$ 229,590	\$ 445,210	\$1.5437	\$2.2845	\$ 6,685.06	\$ 9,400.65	\$ 1,007.21	\$ -	\$ 1,708.38	\$ 2,715.59	\$ -	\$ -	\$ 2,715.59
Hoff, Bryan David & Marcella Nichole	53-08-14-201-001.000-008	2134	2	N	\$ 1,271,100	\$ 303,175	\$ 967,925	\$1.5437	\$2.2845	\$ 14,654.20	\$ 20,825.66	\$ 2,231.32	\$ -	\$ 3,940.14	\$ 6,171.46	\$ 69.36	\$ 22.20	\$ 6,079.90
YFD LLC	53-08-14-300-024.000-008		2	N	\$ 2,108,500	\$ -	\$ 2,108,500	\$1.5437	\$2.2845	\$ 32,548.92	\$ 51,305.60	\$ 5,497.03	\$ -	\$ 13,259.65	\$ 18,756.68	\$ -	\$ -	\$ 18,756.68
Pliske, Timothy A & Sara A	53-08-14-201-003.000-008		2	N	\$ 930,900	\$ 280,375	\$ 650,525	\$1.5437	\$2.2845	\$ 9,791.94	\$ 13,667.83	\$ 1,464.41	\$ -	\$ 2,411.48	\$ 3,875.89	\$ 69.36	\$ 37.08	\$ 3,769.45
Jjmr LLC	53-08-14-201-002.000-008	1775	2	N	\$ 1,077,800	\$ 306,200	\$ 771,600	\$1.5437	\$2.2845	\$ 11,618.56	\$ 16,023.91	\$ 1,716.85	\$ -	\$ 2,688.50	\$ 4,405.35	\$ 69.36	\$ 22.20	\$ 4,313.79
FCP Limited Partnership	53-08-14-201-004.000-008	1723	2	N	\$ 356,700	\$ -	\$ 356,700	\$1.5437	\$2.2845	\$ 5,506.38	\$ 9,126.63	\$ 977.85	\$ -	\$ 2,642.40	\$ 3,620.25	\$ -	\$ -	\$ 3,620.25
Deckard, Ryan & Brandy	53-08-14-201-006.000-008		2	N	\$ 1,082,700	\$ 285,000	\$ 797,700	\$1.5437	\$2.2845	\$ 12,056.28	\$ 17,300.64	\$ 1,853.64	\$ -	\$ 3,390.72	\$ 5,244.36	\$ 69.36	\$ 22.20	\$ 5,152.80
3051 Sare Road LLC	53-08-14-200-020.000-008	2352	2	N	\$ -	\$ -	\$ -	\$1.5437	\$2.2845	\$ -	\$ -	\$ -	\$ -	\$ -	\$ -	\$ -	\$ -	\$ -
3051 Sare Road LLC	53-08-14-200-020.507-008	2352	2	N	\$ -	\$ -	\$ -	\$1.5437	\$2.2845	\$ -	\$ -	\$ -	\$ -	\$ -	\$ -	\$ -	\$ -	\$ -
3051 Sare Road LLC	53-08-14-200-020.508-008	2352	2	N	\$ -	\$ -	\$ -	\$1.5437	\$2.2845	\$ -	\$ -	\$ -	\$ -	\$ -	\$ -	\$ -	\$ -	\$ -
3051 Sare Road LLC	53-08-14-200-020.509-008	2352	2	N	\$ 78,600	\$ -	\$ 78,600	\$1.5437	\$2.2845	\$ 1,213.36	\$ 2,011.08	\$ 215.47	\$ -	\$ 582.25	\$ 797.72	\$ -	\$ -	\$ 797.72
Verona Park I LLC	53-08-14-200-020.510-008	2352	2	N	\$ 1,845,400	\$ -	\$ 1,845,400	\$1.5437	\$2.2845	\$ 28,487.44	\$ 43,327.33	\$ 4,642.21	\$ -	\$ 10,197.68	\$ 14,839.89	\$ -	\$ -	\$ 14,839.89
3051 Sare Road LLC	53-08-14-200-020.511-008	2352	2	N	\$ 101,900	\$ -	\$ 101,900	\$1.5437	\$2.2845	\$ 1,573.04	\$ 2,607.24	\$ 279.35	\$ -	\$ 754.86	\$ 1,034.20	\$ -	\$ -	\$ 1,034.20
3051 Sare Road LLC	53-08-14-200-020.512-008	2352	2	N	\$ 103,500	\$ -	\$ 103,500	\$1.5437	\$2.2845	\$ 1,597.72	\$ 2,648.18	\$ 283.73	\$ -	\$ 766.73	\$ 1,050.46	\$ -	\$ -	\$ 1,050.46
3051 Sare Road LLC	53-08-14-200-020.513-008	2352	2	N	\$ 207,700	\$ -	\$ 207,700	\$1.5437	\$2.2845	\$ 3,206.26	\$ 5,314.27	\$ 569.39	\$ -	\$ 1,538.63	\$ 2,108.01	\$ -	\$ -	\$ 2,108.01

City of Bloomington

Area #2: South-East Annexation Area - Tax Impacts Analysis



Note (1): This section shows the inc/(dec) in tax bills due to differences between township fire protection rates and the Monroe Fire Protection District fire rate

Owner Name	Parcel #	Waiver	Annexation Area	AG	2020 Pay 2021 Gross AV	2020 Pay 2021 Deductions /Exemptions	2020 Pay 2021 NAV	Pre-Annex 2021 Prop Tax Rate	Post-Annex Prop Tax Rate	Pre-Annex Tax Bill	Post-Annex Tax Bill	Net Tax Bill Increase Due Solely to AV Growth (12% Aggregate over 4 years)	Net Tax Bill Increase Due to Difference Between Fire Rates (1)	Net Tax Bill Increase Due to Annexation	Total Post-Annexation Net Tax Bill Increase	Benefit 1 Yearly Sewer Bill Savings (@ 4000 Gal/Month)	Benefit 2 Yearly Fire Protection (Water Surcharge) Savings	Post-Annex Tax Bill Inc/(Dec) Net of Benefits
Hall, Brandon E & Milet	53-08-14-100-030.000-008		2	N	\$ 257,800	\$ 114,815	\$ 142,985	\$1.5437	\$2.2845	\$ 2,139.34	\$ 3,259.49	\$ 349.23	\$ -	\$ 770.92	\$ 1,120.15	\$ -	\$ -	\$ 1,120.15
Houghton, Ellen Rose	53-08-21-200-140.000-008		2	N	\$ 175,000	\$ 86,230	\$ 88,770	\$1.5437	\$2.2845	\$ 1,328.44	\$ 2,201.82	\$ 235.90	\$ -	\$ 637.48	\$ 873.38	\$ 69.36	\$ 22.20	\$ 781.82
Merriman, Jerry S. & Rima Najjar	53-08-14-107-004.000-008		2	N	\$ 183,100	\$ 97,710	\$ 85,390	\$1.5437	\$2.2845	\$ 1,138.98	\$ 2,119.60	\$ 227.10	\$ -	\$ 753.51	\$ 980.62	\$ -	\$ -	\$ 980.62
Benson, Robert A Jr	53-08-14-400-001.000-008		2	N	\$ 199,300	\$ 126,965	\$ 72,335	\$1.5437	\$2.2845	\$ 1,077.04	\$ 1,785.16	\$ 191.26	\$ -	\$ 516.86	\$ 708.12	\$ -	\$ -	\$ 708.12
Phipps, John W	53-08-14-103-017.000-008		2	N	\$ 70,100	\$ -	\$ 70,100	\$1.5437	\$2.2845	\$ 1,082.12	\$ 1,793.60	\$ 192.17	\$ -	\$ 519.31	\$ 711.48	\$ -	\$ -	\$ 711.48
Deng, Wenting & Qing Qing Wang	53-01-42-248-256.000-008		2	N	\$ 295,100	\$ 132,430	\$ 162,670	\$1.5437	\$2.2845	\$ 2,422.26	\$ 3,484.55	\$ 373.34	\$ -	\$ 688.96	\$ 1,062.29	\$ 69.36	\$ 22.20	\$ 970.73
Le, Nam Quang & Nguyen, Chi M	53-01-42-248-257.000-008		2	N	\$ 289,000	\$ 133,400	\$ 155,600	\$1.5437	\$2.2845	\$ 2,316.84	\$ 3,404.62	\$ 364.78	\$ -	\$ 723.00	\$ 1,087.78	\$ 69.36	\$ 22.20	\$ 996.22
Tariq, Iram & Tariq Hayat	53-01-42-248-258.000-008		2	N	\$ 279,500	\$ 3,000	\$ 276,500	\$1.5437	\$2.2845	\$ 4,268.32	\$ 6,559.02	\$ 702.75	\$ -	\$ 1,587.95	\$ 2,290.70	\$ 69.36	\$ 22.20	\$ 2,199.14
Nance, Aaron Joseph	53-01-42-248-259.000-008		2	N	\$ 274,900	\$ 128,290	\$ 146,610	\$1.5437	\$2.2845	\$ 2,182.96	\$ 3,231.40	\$ 346.22	\$ -	\$ 702.23	\$ 1,048.44	\$ 69.36	\$ 22.20	\$ 956.88
Luse, Adam A	53-01-42-248-260.000-008		2	N	\$ 271,600	\$ 127,135	\$ 144,465	\$1.5437	\$2.2845	\$ 2,151.04	\$ 3,192.14	\$ 342.02	\$ -	\$ 699.08	\$ 1,041.10	\$ 69.36	\$ 22.20	\$ 949.54
Dougherty, Charles W Jr	53-01-42-248-261.000-008	1526	2	N	\$ 289,700	\$ 130,645	\$ 159,055	\$1.5437	\$2.2845	\$ 2,368.28	\$ 3,416.20	\$ 366.03	\$ -	\$ 681.89	\$ 1,047.92	\$ 69.36	\$ 22.20	\$ 956.36
Brown Trust	53-01-42-248-262.000-008	1526	2	N	\$ 288,600	\$ 133,260	\$ 155,340	\$1.5437	\$2.2845	\$ 2,312.96	\$ 3,399.87	\$ 364.28	\$ -	\$ 722.63	\$ 1,086.91	\$ 69.36	\$ 22.20	\$ 995.35
S & G Wilson Properties LLC	53-01-42-248-263.000-008	1526	2	N	\$ 269,600	\$ -	\$ 269,600	\$1.5437	\$2.2845	\$ 4,161.82	\$ 6,329.82	\$ 678.19	\$ -	\$ 1,489.80	\$ 2,168.00	\$ 69.36	\$ 22.20	\$ 2,076.44
Yawar, Mohammad Massoud	53-08-01-400-080.000-008		2	N	\$ 304,900	\$ 135,965	\$ 168,935	\$1.5437	\$2.2845	\$ 2,515.38	\$ 3,597.08	\$ 385.40	\$ -	\$ 696.30	\$ 1,081.70	\$ 69.36	\$ 22.20	\$ 990.14
King, Timothy A	53-08-01-400-048.000-008		2	N	\$ 295,000	\$ 132,325	\$ 162,675	\$1.5437	\$2.2845	\$ 2,422.44	\$ 3,486.11	\$ 373.51	\$ -	\$ 690.16	\$ 1,063.67	\$ 69.36	\$ 22.20	\$ 972.11
Huang, Hong & Yan Yan Xu	53-08-01-400-078.000-008		2	N	\$ 365,900	\$ 157,315	\$ 208,585	\$1.5437	\$2.2845	\$ 3,105.76	\$ 4,323.05	\$ 463.18	\$ -	\$ 754.11	\$ 1,217.29	\$ 69.36	\$ 22.20	\$ 1,125.73
Nelson, Roger L & Robin A	53-08-01-400-154.000-008		2	N	\$ 355,300	\$ 181,565	\$ 173,735	\$1.5437	\$2.2845	\$ 2,586.84	\$ 4,166.74	\$ 446.43	\$ -	\$ 1,133.47	\$ 1,579.90	\$ 69.36	\$ 22.20	\$ 1,488.34
Parrish, Scott L & Carol D	53-08-01-400-173.000-008		2	N	\$ 362,900	\$ 159,265	\$ 203,635	\$1.5437	\$2.2845	\$ 3,032.04	\$ 4,284.11	\$ 459.01	\$ -	\$ 793.06	\$ 1,252.07	\$ 69.36	\$ 22.20	\$ 1,160.51
Dunn, Jon William Butcher & Erin Butcher	53-08-01-400-126.000-008		2	N	\$ 377,400	\$ 164,340	\$ 213,060	\$1.5437	\$2.2845	\$ 3,172.40	\$ 4,456.67	\$ 477.50	\$ -	\$ 806.78	\$ 1,284.27	\$ 69.36	\$ 22.20	\$ 1,192.71
Phipps, John W	53-08-14-103-019.000-008		2	N	\$ 188,700	\$ 95,295	\$ 93,405	\$1.5437	\$2.2845	\$ 1,390.76	\$ 2,214.19	\$ 237.24	\$ -	\$ 586.19	\$ 823.43	\$ -	\$ -	\$ 823.43
Brewer, Troy A & Marci R	53-08-20-400-078.000-008		2	N	\$ 171,400	\$ 89,545	\$ 81,855	\$1.5437	\$2.2845	\$ 1,221.36	\$ 2,024.38	\$ 216.91	\$ -	\$ 586.11	\$ 803.02	\$ 69.36	\$ 22.20	\$ 711.46
Gay, Jason C	53-08-20-400-062.000-008		2	N	\$ 282,400	\$ 152,095	\$ 130,305	\$1.5437	\$2.2845	\$ 1,940.20	\$ 3,176.87	\$ 340.39	\$ -	\$ 896.28	\$ 1,236.67	\$ 69.36	\$ 37.08	\$ 1,130.23
Anderson, Patrick D & Sarah J	53-08-01-100-089.000-008		2	N	\$ 205,100	\$ 104,035	\$ 101,065	\$1.5437	\$2.2845	\$ 1,504.82	\$ 2,406.13	\$ 257.80	\$ -	\$ 643.51	\$ 901.31	\$ 69.36	\$ 22.20	\$ 809.75
Rink, Lawrence D	53-08-21-200-007.000-008		2	N	\$ 313,900	\$ -	\$ 313,900	\$1.5437	\$2.2845	\$ 4,845.68	\$ 7,438.00	\$ 796.93	\$ -	\$ 1,795.39	\$ 2,592.32	\$ 69.36	\$ 22.20	\$ 2,500.76
Lysher, Natalie J; Schere, Jayme Lysher	53-08-21-300-017.000-008		2	N	\$ 126,500	\$ 86,475	\$ 40,025	\$1.5437	\$2.2845	\$ 491.62	\$ 501.45	\$ -	\$ -	\$ 9.83	\$ 9.83	\$ -	\$ -	\$ 9.83
Mackey, Herman E. Jr. & Rose M.	53-08-20-403-002.000-008		2	N	\$ 87,600	\$ 58,195	\$ 29,405	\$1.5437	\$2.2845	\$ 440.52	\$ 730.15	\$ 78.24	\$ -	\$ 211.39	\$ 289.63	\$ 69.36	\$ 14.76	\$ 205.51
Weaver, Gregory Allen & Michelle Anne	53-08-21-300-036.000-008		2	N	\$ 173,800	\$ 93,080	\$ 80,720	\$1.5437	\$2.2845	\$ 1,201.88	\$ 1,992.09	\$ 213.43	\$ -	\$ 576.78	\$ 790.21	\$ 69.36	\$ 14.76	\$ 706.09
Wong, Yang Joel & Wan-Teng Angelyn Seow	53-08-01-400-125.000-008		2	N	\$ 292,400	\$ 131,590	\$ 160,810	\$1.5437	\$2.2845	\$ 2,394.40	\$ 3,448.32	\$ 369.46	\$ -	\$ 684.46	\$ 1,053.92	\$ 69.36	\$ 22.20	\$ 962.36
Gopu, Arvind & Pashikanti, Lavanya	53-08-01-400-147.000-008		2	N	\$ 273,900	\$ 143,115	\$ 130,785	\$1.5437	\$2.2845	\$ 1,947.34	\$ 3,208.74	\$ 343.79	\$ -	\$ 917.61	\$ 1,261.40	\$ 69.36	\$ 22.20	\$ 1,169.84
McCune, Jerry H & Lisa S	53-08-01-400-152.000-008		2	N	\$ 288,100	\$ 133,085	\$ 155,015	\$1.5437	\$2.2845	\$ 2,308.12	\$ 3,393.92	\$ 363.64	\$ -	\$ 722.16	\$ 1,085.80	\$ 69.36	\$ 22.20	\$ 994.24
Goetz Family Trust U/A	53-08-01-400-022.000-008		2	N	\$ 278,600	\$ 126,760	\$ 151,840	\$1.5437	\$2.2845	\$ 2,260.84	\$ 3,284.09	\$ 351.87	\$ -	\$ 671.38	\$ 1,023.25	\$ 69.36	\$ 22.20	\$ 931.69
Asher, Sarah Lou	53-08-01-400-023.000-008		2	N	\$ 293,300	\$ 131,905	\$ 161,395	\$1.5437	\$2.2845	\$ 2,403.12	\$ 3,459.03	\$ 370.60	\$ -	\$ 685.30	\$ 1,055.91	\$ -	\$ -	\$ 1,055.91
Clear Creek Christian Church, Trustees	53-08-20-400-014.000-008	2013	2	N	\$ 114,900	\$ 114,900	\$ -	\$1.5437	\$2.2845	\$ -	\$ -	\$ -	\$ -	\$ -	\$ -	\$ 69.36	\$ 22.20	\$ (91.56)
Dougherty, Steven W	53-08-20-402-006.000-008		2	N	\$ 143,000	\$ 82,125	\$ 60,875	\$1.5437	\$2.2845	\$ 906.40	\$ 1,502.34	\$ 160.96	\$ -	\$ 434.97	\$ 595.94	\$ 69.36	\$ 22.20	\$ 504.38
Foster Family Trust	53-08-21-200-042.000-008		2	N	\$ 93,700	\$ -	\$ 93,700	\$1.5437	\$2.2845	\$ 1,446.44	\$ 2,199.94	\$ 235.71	\$ -	\$ 517.79	\$ 753.50	\$ 69.36	\$ 22.20	\$ 661.94
Fowler, Lloyd & Thelma	53-08-21-200-038.000-008		2	N	\$ 150,400	\$ 76,745	\$ 73,655	\$1.5437	\$2.2845	\$ 1,104.74	\$ 1,831.08	\$ 196.20	\$ -	\$ 530.15	\$ 726.34	\$ 69.36	\$ 14.76	\$ 642.22
Honeycutt, Holly N	53-08-14-100-019.000-008	2251	2	N	\$ 186,400	\$ 97,490	\$ 88,910	\$1.5437	\$2.2845	\$ 1,323.84	\$ 2,183.57	\$ 233.95	\$ -	\$ 625.78	\$ 859.73	\$ -	\$ -	\$ 859.73
Claessens, Christian	53-08-11-101-069.000-008	1650	2	N	\$ 131,300	\$ 75,030	\$ 56,270	\$1.5437	\$2.2845	\$ 838.12	\$ 1,389.13	\$ 148.83	\$ -	\$ 402.18	\$ 551.01	\$ -	\$ -	\$ 551.01
Smith Family Revocable Trust	53-08-21-100-149.000-008		2	N	\$ 254,800	\$ 143,390	\$ 111,410	\$1.5437	\$2.2845	\$ 1,658.86	\$ 2,749.49	\$ 294.58	\$ -	\$ 796.05	\$ 1,090.63	\$ 69.36	\$ 14.76	\$ 1,006.51
Sterling Woods Inc	53-08-23-401-042.000-008	2360	2	N	\$ 2,300	\$ -	\$ 2,300	\$1.5437	\$2.2845	\$ 35.52	\$ 58.85	\$ 6.31	\$ -	\$ 17.02	\$ 23.33	\$ -	\$ -	\$ 23.33
Sterling Woods Inc	53-08-23-401-039.000-008	2360	2	N	\$ 1,900	\$ -	\$ 1,900	\$1.5437	\$2.2845	\$ 29.32	\$ 48.61	\$ 5.21	\$ -	\$ 14.09	\$ 19.29	\$ -	\$ -	\$ 19.29
Sterling Woods Inc	53-08-23-401-066.000-008	2360	2	N	\$ 1,900	\$ -	\$ 1,900	\$1.5437	\$2.2845	\$ 29.32	\$ 48.61	\$ 5.21	\$ -	\$ 14.09	\$ 19.29	\$ -	\$ -	\$ 19.29
Sterling Woods Inc	53-08-23-401-056.000-008	2360	2	N	\$ 2,000	\$ -	\$ 2,000	\$1.5437	\$2.2845	\$ 30.88	\$ 51.17	\$ 5.48	\$ -	\$ 14.81	\$ 20.29	\$ -	\$ -	\$ 20.29
Senchuk, Dennis M & Karen Hanson	53-08-23-401-033.000-008	2360	2	N	\$ 758,800	\$ 275,700	\$ 483,100	\$1.5437	\$2.2845	\$ 7,210.16	\$ 9,432.15	\$ 1,010.59	\$ -	\$ 1,211.40	\$ 2,221.99	\$ -	\$ -	\$ 2,221.99
Lessard, David R & Karen J	53-08-23-401-006.000-008	2360	2	N	\$ 961,400	\$ 319,750	\$ 641,650	\$1.5437	\$2.2845	\$ 9,590.28	\$ 12,309.77	\$ 1,318.90	\$ -	\$ 1,400.59	\$ 2,719.49	\$ -	\$ -	\$ 2,719.49

City of Bloomington

Area #2: South-East Annexation Area - Tax Impacts Analysis

Note (1): This section shows the inc/(dec) in tax bills due to differences between township fire protection rates and the Monroe Fire Protection District fire rate

Owner Name	Parcel #	Waiver	Annexation Area	AG	2020 Pay 2021 Gross AV	2020 Pay 2021 Deductions /Exemptions	2020 Pay 2021 NAV	Pre-Annex 2021 Prop Tax Rate	Post-Annex Prop Tax Rate	Pre-Annex Tax Bill	Post-Annex Tax Bill	Net Tax Bill Increase Due Solely to AV Growth (12% Aggregate over 4 years)	Net Tax Bill Increase Due to Difference Between Fire Rates (1)	Net Tax Bill Increase Due to Annexation	Total Post-Annexation Net Tax Bill Increase	Benefit 1 Yearly Sewer Bill Savings (@ 4000 Gal/Month)	Benefit 2 Yearly Fire Protection (Water Surcharge) Savings	Post-Annex Tax Bill Inc/(Dec) Net of Benefits
McGuire, Dennis K Living Trust & McGuire, Beverly A Living Trust	53-08-23-401-012.000-008	2375	2	N	\$ 909,800	\$ 297,775	\$ 612,025	\$1.5437	\$2.2845	\$ 9,169.04	\$ 12,182.97	\$ 1,305.32	\$ -	\$ 1,708.61	\$ 3,013.93	\$ -	\$ -	\$ 3,013.93
King, Michel J & Kelly P	53-08-23-401-032.000-008	2360	2	N	\$ 916,600	\$ 296,900	\$ 619,700	\$1.5437	\$2.2845	\$ 9,284.04	\$ 12,318.31	\$ 1,319.82	\$ -	\$ 1,714.45	\$ 3,034.27	\$ -	\$ -	\$ 3,034.27
Grass, Cory Lee	53-08-23-401-031.000-008	2360	2	N	\$ 102,400	\$ -	\$ 102,400	\$1.5437	\$2.2845	\$ 1,580.76	\$ 2,620.04	\$ 280.72	\$ -	\$ 758.56	\$ 1,039.28	\$ -	\$ -	\$ 1,039.28
Theille, Kevin D & Elizabeth W	53-08-23-401-052.000-008	2360	2	N	\$ 933,300	\$ 316,700	\$ 616,600	\$1.5437	\$2.2845	\$ 9,208.60	\$ 11,756.44	\$ 1,259.62	\$ -	\$ 1,288.22	\$ 2,547.84	\$ -	\$ -	\$ 2,547.84
Whitlock, Todd Mitchell	53-08-23-401-013.000-008	2360	2	N	\$ 896,600	\$ 306,225	\$ 590,375	\$1.5437	\$2.2845	\$ 8,820.96	\$ 11,386.32	\$ 1,219.96	\$ -	\$ 1,345.39	\$ 2,565.36	\$ -	\$ -	\$ 2,565.36
Culver, Alexis	53-08-21-300-012.000-008		2	N	\$ 163,500	\$ 88,950	\$ 74,550	\$1.5437	\$2.2845	\$ 1,110.02	\$ 1,839.82	\$ 197.12	\$ -	\$ 532.67	\$ 729.80	\$ 69.36	\$ 22.20	\$ 638.24
Tresslar, Tim & Young Ae	53-08-11-101-038.000-008		2	N	\$ 27,100	\$ -	\$ 27,100	\$1.5437	\$2.2845	\$ 418.34	\$ 693.39	\$ 74.29	\$ -	\$ 200.76	\$ 275.05	\$ -	\$ -	\$ 275.05
Tresslar, Tim & Young Ae	53-08-11-101-022.000-008		2	N	\$ 27,100	\$ -	\$ 27,100	\$1.5437	\$2.2845	\$ 418.34	\$ 693.39	\$ 74.29	\$ -	\$ 200.76	\$ 275.05	\$ -	\$ -	\$ 275.05
Freeman, Mark & Yvonne	53-08-21-200-035.000-008		2	N	\$ 104,500	\$ 67,110	\$ 37,390	\$1.5437	\$2.2845	\$ 557.76	\$ 924.47	\$ 99.05	\$ -	\$ 267.66	\$ 366.71	\$ -	\$ -	\$ 366.71
Miller, Kathleen S	53-08-23-401-065.000-008	2360	2	N	\$ 161,500	\$ -	\$ 161,500	\$1.5437	\$2.2845	\$ 2,493.08	\$ 4,132.19	\$ 442.73	\$ -	\$ 1,196.37	\$ 1,639.11	\$ -	\$ -	\$ 1,639.11
Miller, Kathleen S	53-08-23-401-026.000-008	2360	2	N	\$ 1,021,600	\$ -	\$ 1,021,600	\$1.5437	\$2.2845	\$ 15,770.44	\$ 24,274.67	\$ 2,600.86	\$ -	\$ 5,903.37	\$ 8,504.23	\$ -	\$ -	\$ 8,504.23
Ochsner, Edward C & Soili P	53-08-23-401-024.000-008	2360	2	N	\$ 725,200	\$ 264,600	\$ 460,600	\$1.5437	\$2.2845	\$ 6,885.96	\$ 9,261.46	\$ 992.30	\$ -	\$ 1,383.20	\$ 2,375.50	\$ -	\$ -	\$ 2,375.50
Donatiello, John & Jean	53-08-23-401-001.000-008	2360	2	N	\$ 1,446,100	\$ 345,900	\$ 1,100,200	\$1.5437	\$2.2845	\$ 16,621.04	\$ 23,205.08	\$ 2,486.26	\$ -	\$ 4,097.78	\$ 6,584.04	\$ -	\$ -	\$ 6,584.04
Martin, Thomas C & Angela	53-08-23-401-051.000-008	2360	2	N	\$ 1,418,500	\$ 300,800	\$ 1,117,700	\$1.5437	\$2.2845	\$ 16,965.24	\$ 24,948.26	\$ 2,673.03	\$ -	\$ 5,309.99	\$ 7,983.02	\$ -	\$ -	\$ 7,983.02
Sterling Woods Inc	53-08-23-401-046.000-008	2360	2	N	\$ 11,900	\$ -	\$ 11,900	\$1.5437	\$2.2845	\$ 183.70	\$ 304.48	\$ 32.62	\$ -	\$ 88.15	\$ 120.78	\$ -	\$ -	\$ 120.78
Thompson, Tyler N & Stacy R	53-08-23-401-059.000-008	2360	2	N	\$ 886,400	\$ 262,675	\$ 623,725	\$1.5437	\$2.2845	\$ 9,407.28	\$ 13,490.51	\$ 1,445.41	\$ -	\$ 2,637.82	\$ 4,083.23	\$ -	\$ -	\$ 4,083.23
Elliott, Hilary & Christopher	53-08-22-200-009.000-008		2	N	\$ 139,100	\$ 79,605	\$ 59,495	\$1.5437	\$2.2845	\$ 886.28	\$ 1,468.99	\$ 157.38	\$ -	\$ 425.33	\$ 582.71	\$ -	\$ -	\$ 582.71
City of Bloomington Utilities	53-08-22-200-008.000-008		2	N	\$ -	\$ -	\$ -	\$1.5437	\$2.2845	\$ -	\$ -	\$ -	\$ -	\$ -	\$ -	\$ -	\$ -	\$ -
Board Of Commissioners Of Monroe Co	53-08-21-200-111.000-008	1845	2	N	\$ -	\$ -	\$ -	\$1.5437	\$2.2845	\$ -	\$ -	\$ -	\$ -	\$ -	\$ -	\$ -	\$ -	\$ -
Corbin, Ted & Sandra; Wm Black	53-08-21-300-039.000-008		2	N	\$ 145,300	\$ -	\$ 145,300	\$1.5437	\$2.2845	\$ 2,243.00	\$ 3,411.43	\$ 365.51	\$ -	\$ 802.92	\$ 1,168.43	\$ 69.36	\$ 14.76	\$ 1,084.31
Eads, Alan D	53-08-21-301-075.000-008		2	N	\$ 119,700	\$ 73,620	\$ 46,080	\$1.5437	\$2.2845	\$ 686.12	\$ 1,137.22	\$ 121.85	\$ -	\$ 329.25	\$ 451.10	\$ 69.36	\$ 14.76	\$ 366.98
Eads, Alan D.	53-08-21-300-033.000-008		2	N	\$ 300	\$ -	\$ 300	\$1.5437	\$2.2845	\$ 4.63	\$ 7.68	\$ 0.82	\$ -	\$ 2.22	\$ 3.05	\$ -	\$ -	\$ 3.05
Eads, Alan D.	53-08-21-301-044.000-008		2	N	\$ 1,900	\$ -	\$ 1,900	\$1.5437	\$2.2845	\$ 29.32	\$ 48.61	\$ 5.21	\$ -	\$ 14.09	\$ 19.29	\$ -	\$ -	\$ 19.29
Eads, Alan D.	53-08-21-301-086.000-008		2	N	\$ 19,400	\$ -	\$ 19,400	\$1.5437	\$2.2845	\$ 299.48	\$ 496.37	\$ 53.18	\$ -	\$ 143.71	\$ 196.89	\$ -	\$ -	\$ 196.89
Kusnerz, Sharon & Benedyk , Carol	53-08-21-200-077.000-008		2	N	\$ 108,600	\$ 81,260	\$ 27,340	\$1.5437	\$2.2845	\$ 254.24	\$ 259.32	\$ -	\$ -	\$ 5.08	\$ 5.08	\$ 69.36	\$ 22.20	\$ (86.48)
Boathouse Apartments LLC	53-08-14-200-020.514-008	2352	2	N	\$ 4,853,000	\$ -	\$ 4,853,000	\$1.5437	\$2.2845	\$ 74,915.76	\$ 116,537.97	\$ 12,486.21	\$ -	\$ 29,135.99	\$ 41,622.21	\$ -	\$ -	\$ 41,622.21
3051 Sare Road LLC	53-08-14-200-020.515-008	2352	2	N	\$ 65,600	\$ -	\$ 65,600	\$1.5437	\$2.2845	\$ 1,012.68	\$ 1,678.46	\$ 179.84	\$ -	\$ 485.95	\$ 665.78	\$ -	\$ -	\$ 665.78
Logue, Brian J	53-08-14-200-020.516-008	2352	2	N	\$ 674,900	\$ 262,475	\$ 412,425	\$1.5437	\$2.2845	\$ 6,140.84	\$ 8,003.71	\$ 857.54	\$ -	\$ 1,005.33	\$ 1,862.87	\$ -	\$ -	\$ 1,862.87
Eurton Properties LLC	53-08-14-200-020.517-008	2352	2	N	\$ 717,000	\$ -	\$ 717,000	\$1.5437	\$2.2845	\$ 11,068.32	\$ 16,931.08	\$ 1,814.04	\$ -	\$ 4,048.72	\$ 5,862.76	\$ -	\$ -	\$ 5,862.76
3051 Sare Road LLC	53-08-14-200-020.518-008	2352	2	N	\$ 69,400	\$ -	\$ 69,400	\$1.5437	\$2.2845	\$ 1,071.32	\$ 1,775.69	\$ 190.25	\$ -	\$ 514.12	\$ 704.37	\$ -	\$ -	\$ 704.37
3051 Sare Road LLC	53-08-14-200-020.519-008	2352	2	N	\$ 29,600	\$ -	\$ 29,600	\$1.5437	\$2.2845	\$ 456.94	\$ 757.35	\$ 81.15	\$ -	\$ 219.27	\$ 300.41	\$ -	\$ -	\$ 300.41
3051 Sare Road LLC	53-08-14-200-020.520-008	2352	2	N	\$ 34,000	\$ -	\$ 34,000	\$1.5437	\$2.2845	\$ 524.86	\$ 869.93	\$ 93.21	\$ -	\$ 251.87	\$ 345.07	\$ -	\$ -	\$ 345.07
3051 Sare Road LLC	53-08-14-200-020.521-008	2352	2	N	\$ 33,000	\$ -	\$ 33,000	\$1.5437	\$2.2845	\$ 509.42	\$ 844.35	\$ 90.47	\$ -	\$ 244.46	\$ 334.93	\$ -	\$ -	\$ 334.93
3051 Sare Road LLC	53-08-14-200-020.522-008	2352	2	N	\$ 31,900	\$ -	\$ 31,900	\$1.5437	\$2.2845	\$ 492.44	\$ 816.20	\$ 87.45	\$ -	\$ 236.31	\$ 323.76	\$ -	\$ -	\$ 323.76
3051 Sare Road LLC	53-08-14-200-020.523-008	2352	2	N	\$ 31,900	\$ -	\$ 31,900	\$1.5437	\$2.2845	\$ 492.44	\$ 816.20	\$ 87.45	\$ -	\$ 236.31	\$ 323.76	\$ -	\$ -	\$ 323.76
3051 Sare Road LLC	53-08-14-200-020.524-008	2352	2	N	\$ 29,600	\$ -	\$ 29,600	\$1.5437	\$2.2845	\$ 456.94	\$ 757.35	\$ 81.15	\$ -	\$ 219.27	\$ 300.41	\$ -	\$ -	\$ 300.41
3051 Sare Road LLC	53-08-14-200-020.525-008	2352	2	N	\$ 37,500	\$ -	\$ 37,500	\$1.5437	\$2.2845	\$ 578.88	\$ 959.49	\$ 102.80	\$ -	\$ 277.80	\$ 380.61	\$ -	\$ -	\$ 380.61
Boathouse Apartments LLC	53-08-14-200-020.526-008	2352	2	N	\$ 187,800	\$ -	\$ 187,800	\$1.5437	\$2.2845	\$ 2,899.08	\$ 4,409.27	\$ 472.42	\$ -	\$ 1,037.77	\$ 1,510.19	\$ 69.36	\$ 22.20	\$ 1,418.63
Boathouse Apartments LLC	53-08-14-200-020.527-008	2352	2	N	\$ 186,000	\$ -	\$ 186,000	\$1.5437	\$2.2845	\$ 2,871.28	\$ 4,367.01	\$ 467.89	\$ -	\$ 1,027.84	\$ 1,495.73	\$ 69.36	\$ 22.20	\$ 1,404.17
Boathouse Apartments LLC	53-08-14-200-020.528-008	2352	2	N	\$ 186,000	\$ -	\$ 186,000	\$1.5437	\$2.2845	\$ 2,871.28	\$ 4,367.01	\$ 467.89	\$ -	\$ 1,027.84	\$ 1,495.73	\$ 69.36	\$ 22.20	\$ 1,404.17
Boathouse Apartments LLC	53-08-14-200-020.529-008	2352	2	N	\$ 187,800	\$ -	\$ 187,800	\$1.5437	\$2.2845	\$ 2,899.08	\$ 4,409.27	\$ 472.42	\$ -	\$ 1,037.77	\$ 1,510.19	\$ 69.36	\$ 22.20	\$ 1,418.63
Boathouse Apartments LLC	53-08-14-200-020.530-008	2352	2	N	\$ 188,400	\$ -	\$ 188,400	\$1.5437	\$2.2845	\$ 2,908.32	\$ 4,423.36	\$ 473.93	\$ -	\$ 1,041.11	\$ 1,515.04	\$ 69.36	\$ 22.20	\$ 1,423.48
Boathouse Apartments LLC	53-08-14-200-020.531-008	2352	2	N	\$ 181,300	\$ -	\$ 181,300	\$1.5437	\$2.2845	\$ 2,798.72	\$ 4,256.66	\$ 456.07	\$ -	\$ 1,001.87	\$ 1,457.94	\$ 69.36	\$ 22.20	\$ 1,366.38
Boathouse Apartments LLC	53-08-14-200-020.532-008	2352	2	N	\$ 184,700	\$ -	\$ 184,700	\$1.5437	\$2.2845	\$ 2,851.20	\$ 4,336.49	\$ 464.62	\$ -	\$ 1,020.67	\$ 1,485.29	\$ -	\$ -	\$ 1,485.29
Boathouse Apartments LLC	53-08-14-200-020.533-008	2352	2	N	\$ 186,400	\$ -	\$ 186,400	\$1.5437	\$2.2845	\$ 2,877.46	\$ 4,376.40	\$ 468.90	\$ -	\$ 1,030.04	\$ 1,498.94	\$ 69.36	\$ 22.20	\$ 1,407.38
Boathouse Apartments LLC	53-08-14-200-020.534-008	2352	2	N	\$ 188,400	\$ -	\$ 188,400	\$1.5437	\$2.2845	\$ 2,908.32	\$ 4,423.36	\$ 473.93	\$ -	\$ 1,041.11	\$ 1,515.04	\$ 69.36	\$ 22.20	\$ 1,423.48
Boathouse Apartments LLC	53-08-14-200-020.535-008	2352	2	N	\$ 181,300	\$ -	\$ 181,300	\$1.5437	\$2.2845	\$ 2,798.72	\$ 4,256.66	\$ 456.07	\$ -	\$ 1,001.87	\$ 1,457.94	\$ 69.36	\$ 22.20	\$ 1,366.38
Boathouse Apartments LLC	53-08-14-200-020.536-008	2352	2	N	\$ 184,700	\$ -	\$ 184,700	\$1.5437	\$2.2845	\$ 2,851.20	\$ 4,336.49	\$ 464.62	\$ -	\$ 1,020.67	\$ 1,485.29	\$ 69.36	\$ 22.20	\$ 1,393.73
Boathouse Apartments LLC	53-08-14-200-020.537-008	2352	2	N	\$ 186,400	\$ -	\$ 186,400	\$1.5437	\$2.2845	\$ 2,877.46	\$ 4,376.40	\$ 468.90	\$ -	\$ 1,030.04	\$ 1,498.94	\$ 69.36	\$ 22.20	\$ 1,407.38
Boathouse Apartments LLC	53-08-14-200-020.538-008	2352	2	N	\$ 188,400	\$ -	\$ 188,400	\$1.5437	\$2.2845	\$ 2,908.32	\$ 4,423.36	\$ 473.93	\$ -	\$ 1,041.11	\$ 1,515.04	\$ 69.36	\$ 22.20	\$ 1,423.48

City of Bloomington

Area #2: South-East Annexation Area - Tax Impacts Analysis



Note (1): This section shows the inc/(dec) in tax bills due to differences between township fire protection rates and the Monroe Fire Protection District fire rate

Owner Name	Parcel #	Waiver	Annexation Area	AG	2020 Pay 2021 Gross AV	2020 Pay 2021 Deductions /Exemptions	2020 Pay 2021 NAV	Pre-Annex 2021 Prop Tax Rate	Post-Annex Prop Tax Rate	Pre-Annex Tax Bill	Post-Annex Tax Bill	Net Tax Bill Increase Due Solely to AV Growth (12% Aggregate over 4 years)	Net Tax Bill Increase Due to Difference Between Fire Rates (1)	Net Tax Bill Increase Due to Annexation	Total Post-Annexation Net Tax Bill Increase	Benefit 1 Yearly Sewer Bill Savings (@ 4000 Gal/Month)	Benefit 2 Yearly Fire Protection (Water Surcharge) Savings	Post-Annex Tax Bill Inc/(Dec) Net of Benefits
Dunigan, Caleb W	53-08-21-200-037.000-008		2	N	\$ 154,800	\$ 85,800	\$ 69,000	\$1.5437	\$2.2845	\$ 1,027.38	\$ 1,702.85	\$ 182.45	\$ -	\$ 493.02	\$ 675.47	\$ 69.36	\$ 22.20	\$ 583.91
Baxter, Mary	53-08-21-100-105.000-008		2	N	\$ 134,400	\$ 71,460	\$ 62,940	\$1.5437	\$2.2845	\$ 944.70	\$ 1,565.82	\$ 167.77	\$ -	\$ 453.35	\$ 621.12	\$ 69.36	\$ 22.20	\$ 529.56
Parker, Randolph	53-08-22-200-013.000-008		2	N	\$ 256,700	\$ 115,945	\$ 140,755	\$1.5437	\$2.2845	\$ 2,100.72	\$ 3,146.63	\$ 337.15	\$ -	\$ 708.76	\$ 1,045.91	\$ -	\$ -	\$ 1,045.91
Parrish, William A. & Dorothy J.	53-08-21-100-057.000-008		2	N	\$ 136,600	\$ 103,365	\$ 33,235	\$1.5437	\$2.2845	\$ 366.56	\$ 373.89	\$ -	\$ -	\$ 7.33	\$ 7.33	\$ -	\$ -	\$ 7.33
Hume, James P & Wiener, Elizabeth A	53-08-01-400-027.000-008		2	N	\$ 292,900	\$ 134,765	\$ 158,135	\$1.5437	\$2.2845	\$ 2,354.56	\$ 3,451.03	\$ 369.75	\$ -	\$ 726.72	\$ 1,096.47	\$ 69.36	\$ 22.20	\$ 1,004.91
Cheng, Hu & Lili Ying	53-08-01-400-082.000-008		2	N	\$ 297,200	\$ 136,270	\$ 160,930	\$1.5437	\$2.2845	\$ 2,396.20	\$ 3,502.22	\$ 375.24	\$ -	\$ 730.78	\$ 1,106.02	\$ 69.36	\$ 22.20	\$ 1,014.46
Mohammadi, Zarrin; Partovi, Masoud	53-08-01-400-083.000-008		2	N	\$ 298,000	\$ 136,025	\$ 161,975	\$1.5437	\$2.2845	\$ 2,411.76	\$ 3,495.50	\$ 374.52	\$ -	\$ 709.22	\$ 1,083.74	\$ 69.36	\$ 22.20	\$ 992.18
Cassidy, Jack D & Karen J	53-08-01-400-112.000-008	2042	2	N	\$ 286,200	\$ 129,420	\$ 156,780	\$1.5437	\$2.2845	\$ 2,334.40	\$ 3,374.54	\$ 361.57	\$ -	\$ 678.58	\$ 1,040.14	\$ 69.36	\$ 22.20	\$ 948.58
Stafford, Alicia L	53-08-01-400-143.000-008	2042	2	N	\$ 275,000	\$ 128,500	\$ 146,500	\$1.5437	\$2.2845	\$ 2,181.32	\$ 3,238.01	\$ 346.93	\$ -	\$ 709.76	\$ 1,056.69	\$ 69.36	\$ 22.20	\$ 965.13
Perry, Jon D	53-08-01-400-118.000-008	2034	2	N	\$ 276,800	\$ 126,130	\$ 150,670	\$1.5437	\$2.2845	\$ 2,243.42	\$ 3,262.66	\$ 349.56	\$ -	\$ 669.68	\$ 1,019.24	\$ 69.36	\$ 22.20	\$ 927.68
Goodman, Taner R; Carpenter, Jessica L	53-08-01-400-145.000-008		2	N	\$ 284,100	\$ 131,685	\$ 152,415	\$1.5437	\$2.2845	\$ 2,269.40	\$ 3,346.31	\$ 358.54	\$ -	\$ 718.38	\$ 1,076.91	\$ 69.36	\$ 22.20	\$ 985.35
Grant, Joseph A & Patricia L	53-08-01-400-159.000-008	2041	2	N	\$ 319,600	\$ 144,110	\$ 175,490	\$1.5437	\$2.2845	\$ 2,612.98	\$ 3,768.80	\$ 403.80	\$ -	\$ 752.02	\$ 1,155.82	\$ 69.36	\$ 22.20	\$ 1,064.26
Steinbachs, Phillip D & Jennifer E	53-08-01-400-156.000-008		2	N	\$ 387,000	\$ 199,200	\$ 187,800	\$1.5437	\$2.2845	\$ 2,796.28	\$ 4,536.95	\$ 486.10	\$ -	\$ 1,254.57	\$ 1,740.67	\$ 69.36	\$ 22.20	\$ 1,649.11
Patterson, J David & Mary Louise	53-08-01-400-107.000-008		2	N	\$ 316,400	\$ -	\$ 316,400	\$1.5437	\$2.2845	\$ 4,884.28	\$ 7,428.62	\$ 795.92	\$ -	\$ 1,748.41	\$ 2,544.34	\$ 69.36	\$ 22.20	\$ 2,452.78
Hipskind, Nicholas M & Sandra S	53-08-01-100-101.000-008		2	N	\$ 341,300	\$ 148,355	\$ 192,945	\$1.5437	\$2.2845	\$ 2,873.44	\$ 4,043.96	\$ 433.28	\$ -	\$ 737.25	\$ 1,170.52	\$ 69.36	\$ 22.20	\$ 1,078.96
Killion Family Revocable Trust	53-08-01-400-162.000-008	2040	2	N	\$ 427,200	\$ 181,770	\$ 245,430	\$1.5437	\$2.2845	\$ 3,654.36	\$ 5,049.36	\$ 541.01	\$ -	\$ 853.99	\$ 1,395.00	\$ 69.36	\$ 22.20	\$ 1,303.44
Wanger, Sarah & Mark	53-08-01-400-088.000-008	2041	2	N	\$ 373,100	\$ 162,835	\$ 210,265	\$1.5437	\$2.2845	\$ 3,130.76	\$ 4,405.51	\$ 472.02	\$ -	\$ 802.73	\$ 1,274.75	\$ 69.36	\$ 22.20	\$ 1,183.19
Li, Bing & Jie	53-08-01-400-006.000-008	2040	2	N	\$ 362,000	\$ 155,950	\$ 206,050	\$1.5437	\$2.2845	\$ 3,068.00	\$ 4,276.64	\$ 458.21	\$ -	\$ 750.43	\$ 1,208.64	\$ 69.36	\$ 22.20	\$ 1,117.08
Lozano, Lindsey B & Joseph T	53-08-01-400-010.000-008	2040	2	N	\$ 380,400	\$ 162,390	\$ 218,010	\$1.5437	\$2.2845	\$ 3,246.08	\$ 4,495.61	\$ 481.67	\$ -	\$ 767.86	\$ 1,249.53	\$ 69.36	\$ 22.20	\$ 1,157.97
Bastin, James K & Lucinda J Joint Primary Trust	53-08-01-400-131.000-008		2	N	\$ 314,100	\$ 139,185	\$ 174,915	\$1.5437	\$2.2845	\$ 2,604.42	\$ 3,706.58	\$ 397.14	\$ -	\$ 705.02	\$ 1,102.16	\$ 69.36	\$ 22.20	\$ 1,010.60
Lyu, Xiang	53-08-01-400-129.000-008	2042	2	N	\$ 314,900	\$ 142,465	\$ 172,435	\$1.5437	\$2.2845	\$ 2,567.48	\$ 3,712.86	\$ 397.80	\$ -	\$ 747.57	\$ 1,145.38	\$ 69.36	\$ 22.20	\$ 1,053.82
Jallal, Nasir A	53-08-01-400-108.000-008	2041	2	N	\$ 364,900	\$ 159,965	\$ 204,935	\$1.5437	\$2.2845	\$ 3,051.40	\$ 4,307.91	\$ 461.56	\$ -	\$ 794.95	\$ 1,256.51	\$ 69.36	\$ 22.20	\$ 1,164.95
Gougeon, Robert E & Marie E Revocable Trust	53-08-01-400-109.000-008		2	N	\$ 297,000	\$ 133,200	\$ 163,800	\$1.5437	\$2.2845	\$ 2,438.92	\$ 3,503.07	\$ 375.33	\$ -	\$ 688.82	\$ 1,064.15	\$ 69.36	\$ 22.20	\$ 972.59
Divine, Jackie J & Christina M	53-08-14-103-008.000-008		2	N	\$ 176,700	\$ 132,425	\$ 44,275	\$1.5437	\$2.2845	\$ 659.24	\$ 1,092.67	\$ 117.07	\$ -	\$ 316.36	\$ 433.43	\$ -	\$ -	\$ 433.43
Divine, Jackie J & Christina M	53-08-14-103-015.000-008		2	N	\$ 28,600	\$ -	\$ 28,600	\$1.5437	\$2.2845	\$ 441.50	\$ 731.77	\$ 78.40	\$ -	\$ 211.86	\$ 290.27	\$ -	\$ -	\$ 290.27
Fultz, Daniel J. & Lenna L.	53-08-20-400-087.000-008		2	N	\$ 160,400	\$ -	\$ 160,400	\$1.5437	\$2.2845	\$ 2,476.10	\$ 3,815.49	\$ 408.80	\$ -	\$ 930.59	\$ 1,339.39	\$ 69.36	\$ 22.20	\$ 1,247.83
Marrs, Paul; Marrs, Christine	53-08-23-100-001.000-008		2	N	\$ 106,700	\$ 103,735	\$ 2,965	\$1.5437	\$2.2845	\$ 44.16	\$ 73.18	\$ 7.84	\$ -	\$ 21.18	\$ 29.02	\$ -	\$ -	\$ 29.02
Marrs, David L. & Donna L.	53-08-23-100-004.000-008		2	N	\$ 181,000	\$ 89,065	\$ 91,935	\$1.5437	\$2.2845	\$ 1,374.40	\$ 2,260.76	\$ 242.22	\$ -	\$ 644.14	\$ 886.36	\$ -	\$ -	\$ 886.36
White, Paul Jr & Erickson, Naomi w/l/e White, Paul Sr	53-08-23-100-002.000-008		2	N	\$ 60,900	\$ -	\$ 60,900	\$1.5437	\$2.2845	\$ 940.12	\$ 1,431.95	\$ 153.42	\$ -	\$ 338.41	\$ 491.83	\$ -	\$ -	\$ 491.83
White, Paul Sr & Shook-White, Kathy	53-08-23-100-011.000-008		2	N	\$ 122,300	\$ 70,505	\$ 51,795	\$1.5437	\$2.2845	\$ 776.68	\$ 1,287.31	\$ 137.92	\$ -	\$ 372.71	\$ 510.63	\$ -	\$ -	\$ 510.63
Traylor, James R & Norma R	53-08-16-300-015.000-008		2	N	\$ 186,600	\$ 90,850	\$ 95,750	\$1.5437	\$2.2845	\$ 1,431.48	\$ 2,334.25	\$ 250.10	\$ -	\$ 652.68	\$ 902.77	\$ 69.36	\$ 22.20	\$ 811.21
LeDuc, Richard & Ann	53-08-01-100-018.000-008		2	N	\$ 274,800	\$ 128,430	\$ 146,370	\$1.5437	\$2.2845	\$ 2,179.40	\$ 3,235.62	\$ 346.67	\$ -	\$ 709.55	\$ 1,056.22	\$ 69.36	\$ 14.76	\$ 972.10
Steininger, Stephen J & Barbara A	53-08-01-400-124.000-008		2	N	\$ 280,200	\$ 130,320	\$ 149,880	\$1.5437	\$2.2845	\$ 2,231.66	\$ 3,299.90	\$ 353.57	\$ -	\$ 714.67	\$ 1,068.24	\$ 69.36	\$ 22.20	\$ 976.68
Clinch, Edward R & Janice A Joint Living Trust	53-08-14-100-029.000-008		2	N	\$ 311,400	\$ 169,140	\$ 142,260	\$1.5437	\$2.2845	\$ 2,118.20	\$ 3,510.83	\$ 376.16	\$ -	\$ 1,016.48	\$ 1,392.63	\$ -	\$ -	\$ 1,392.63
Keen, Lee R & Sandra L	53-08-29-400-030.000-008		2	N	\$ 120,700	\$ -	\$ 120,700	\$1.5437	\$2.2845	\$ 1,863.24	\$ 3,088.27	\$ 330.89	\$ -	\$ 894.14	\$ 1,225.03	\$ -	\$ -	\$ 1,225.03
Fultz, Daniel J. & Lenna L.	53-08-20-400-008.000-008		2	N	\$ 138,100	\$ 72,055	\$ 66,045	\$1.5437	\$2.2845	\$ 992.04	\$ 1,644.26	\$ 176.16	\$ -	\$ 476.06	\$ 652.22	\$ 69.36	\$ 22.20	\$ 560.66
Myers, Bruce D & Gina A	53-08-23-401-005.000-008	2360	2	N	\$ 734,500	\$ 270,875	\$ 463,625	\$1.5437	\$2.2845	\$ 6,922.36	\$ 9,158.62	\$ 981.28	\$ -	\$ 1,254.98	\$ 2,236.26	\$ -	\$ -	\$ 2,236.26
Farrell, Thomas P Jr & Mary Clare	53-08-23-401-035.000-008	2360	2	N	\$ 1,000,500	\$ 342,875	\$ 657,625	\$1.5437	\$2.2845	\$ 9,798.92	\$ 12,054.29	\$ 1,291.53	\$ -	\$ 963.84	\$ 2,255.37	\$ -	\$ -	\$ 2,255.37
Hewitt, Scott E & Kathleen T	53-08-23-401-047.000-008	2360	2	N	\$ 617,100	\$ 238,960	\$ 378,140	\$1.5437	\$2.2845	\$ 5,643.24	\$ 7,598.50	\$ 814.13	\$ -	\$ 1,141.13	\$ 1,955.26	\$ -	\$ -	\$ 1,955.26
Hoffmann, Frank W & Lee Ann	53-08-23-401-007.000-008	2360	2	N	\$ 516,900	\$ 207,890	\$ 309,010	\$1.5437	\$2.2845	\$ 4,604.60	\$ 6,209.06	\$ 665.25	\$ -	\$ 939.21	\$ 1,604.46	\$ -	\$ -	\$ 1,604.46
Zaleski, Jeffery M & Kelly L	53-08-23-401-010.000-008	2081	2	N	\$ 774,600	\$ 290,250	\$ 484,350	\$1.5437	\$2.2845	\$ 7,211.80	\$ 9,191.20	\$ 984.77	\$ -	\$ 994.63	\$ 1,979.40	\$ -	\$ -	\$ 1,979.40
Tait, Layne S Revocable Trust	53-08-23-401-036.000-008	2360	2	N	\$ 672,100	\$ 247,430	\$ 424,670	\$1.5437	\$2.2845	\$ 6,352.90	\$ 8,674.55	\$ 929.41	\$ -	\$ 1,392.24	\$ 2,321.65	\$ -	\$ -	\$ 2,321.65
Chong, Sun Cho & Hi Jun	53-08-23-401-057.000-008	2360	2	N	\$ 736,000	\$ 3,000	\$ 733,000	\$1.5437	\$2.2845	\$ 11,315.32	\$ 17,284.61	\$ 1,851.92	\$ -	\$ 4,117.37	\$ 5,969.29	\$ -	\$ -	\$ 5,969.29
Cowell, Geri Lea	53-08-23-401-055.000-008	2360	2	N	\$ 1,168,400	\$ -	\$ 1,168,400	\$1.5437	\$2.2845	\$ 18,036.60	\$ 27,786.66	\$ 2,977.14	\$ -	\$ 6,772.92	\$ 9,750.06	\$ -	\$ -	\$ 9,750.06

City of Bloomington

Area #2: South-East Annexation Area - Tax Impacts Analysis



Note (1): This section shows the inc/(dec) in tax bills due to differences between township fire protection rates and the Monroe Fire Protection District fire rate

Owner Name	Parcel #	Waiver	Annexation Area	AG	2020 Pay 2021 Gross AV	2020 Pay 2021 Deductions /Exemptions	2020 Pay 2021 NAV	Pre-Annex 2020 Pay 2021 Prop Tax Rate	Post-Annex Prop Tax Rate	Pre-Annex Tax Bill	Post-Annex Tax Bill	Net Tax Bill Increase Due Solely to AV Growth (12% Aggregate over 4 years)	Net Tax Bill Increase Due to Difference Between Fire Rates (1)	Net Tax Bill Increase Due to Annexation	Total Post-Annexation Net Tax Bill Increase	Benefit 1 Yearly Sewer Bill Savings (@ 4000 Gal/Month)	Benefit 2 Yearly Fire Protection (Water Surcharge) Savings	Post-Annex Tax Bill Inc/(Dec) Net of Benefits
Remak, Ronald F & Carol B Bill C Brown Associates	53-08-23-401-049.000-008	2360	2	N	\$ 902,400	\$ 288,850	\$ 613,550	\$1.5437	\$2.2845	\$ 9,207.24	\$ 12,478.34	\$ 1,336.97	\$ -	\$ 1,934.14	\$ 3,271.10	\$ -	\$ -	\$ 3,271.10
Turner, Keaton S & Shelby	53-08-23-401-004.000-008	2360	2	N	\$ 812,000	\$ 290,675	\$ 521,325	\$1.5437	\$2.2845	\$ 7,780.56	\$ 10,066.23	\$ 1,078.52	\$ -	\$ 1,207.14	\$ 2,285.67	\$ -	\$ -	\$ 2,285.67
Shamloo, Hoojat & Beverly	53-08-23-401-069.000-008	2360	2	N	\$ 748,900	\$ 270,375	\$ 478,525	\$1.5437	\$2.2845	\$ 7,153.20	\$ 9,554.22	\$ 1,023.67	\$ -	\$ 1,377.35	\$ 2,401.02	\$ -	\$ -	\$ 2,401.02
McIntyre, Regina S Revocable Living Trust	53-08-23-401-030.000-008	2360	2	N	\$ 894,200	\$ 291,025	\$ 603,175	\$1.5437	\$2.2845	\$ 9,038.58	\$ 12,064.24	\$ 1,292.60	\$ -	\$ 1,733.07	\$ 3,025.66	\$ -	\$ -	\$ 3,025.66
Miller, Joseph D	53-08-23-401-053.000-008	2360	2	N	\$ 143,000	\$ 3,000	\$ 140,000	\$1.5437	\$2.2845	\$ 2,161.18	\$ 3,582.08	\$ 383.79	\$ -	\$ 1,037.11	\$ 1,420.90	\$ -	\$ -	\$ 1,420.90
Craig, Nancy	53-08-23-401-058.000-008	2360	2	N	\$ 1,289,000	\$ 360,750	\$ 928,250	\$1.5437	\$2.2845	\$ 13,942.28	\$ 18,378.98	\$ 1,969.18	\$ -	\$ 2,467.53	\$ 4,436.70	\$ -	\$ -	\$ 4,436.70
Elliott, Thomas & Laura	53-08-23-401-054.000-008	2360	2	N	\$ 235,200	\$ -	\$ 235,200	\$1.5437	\$2.2845	\$ 3,630.78	\$ 6,017.90	\$ 644.77	\$ -	\$ 1,742.34	\$ 2,387.12	\$ -	\$ -	\$ 2,387.12
Gillard, Paul E & Carol A	53-08-23-401-029.000-008	2360	2	N	\$ 848,500	\$ 275,600	\$ 572,900	\$1.5437	\$2.2845	\$ 8,601.48	\$ 11,818.84	\$ 1,266.30	\$ -	\$ 1,951.06	\$ 3,217.36	\$ -	\$ -	\$ 3,217.36
Chang, Warren J	53-08-23-401-009.000-008	2360	2	N	\$ 784,200	\$ 284,575	\$ 499,625	\$1.5437	\$2.2845	\$ 7,455.60	\$ 9,686.22	\$ 1,037.81	\$ -	\$ 1,192.81	\$ 2,230.62	\$ -	\$ -	\$ 2,230.62
Tesoro Property Group LLC	53-08-20-402-008.000-008		2	N	\$ 229,000	\$ -	\$ 229,000	\$1.5437	\$2.2845	\$ 3,535.08	\$ 5,376.59	\$ 576.06	\$ -	\$ 1,265.45	\$ 1,841.51	\$ 69.36	\$ 14.76	\$ 1,757.39
Alvarez, Paola Z	53-08-20-402-011.000-008	1537	2	N	\$ 100,200	\$ 67,005	\$ 33,195	\$1.5437	\$2.2845	\$ 494.26	\$ 819.21	\$ 87.76	\$ -	\$ 237.19	\$ 324.95	\$ 69.36	\$ 22.20	\$ 233.39
James, William David	53-08-20-402-002.000-008	1537	2	N	\$ 96,700	\$ 66,095	\$ 30,605	\$1.5437	\$2.2845	\$ 455.70	\$ 755.31	\$ 80.93	\$ -	\$ 218.68	\$ 299.61	\$ 69.36	\$ 22.20	\$ 208.05
Shapiro, Samuel S	53-08-23-401-028.000-008	2360	2	N	\$ 1,102,200	\$ 349,525	\$ 752,675	\$1.5437	\$2.2845	\$ 11,250.36	\$ 14,209.09	\$ 1,522.40	\$ -	\$ 1,436.32	\$ 2,958.73	\$ -	\$ -	\$ 2,958.73
Yumul, Roya	53-08-23-401-027.000-008	2360	2	N	\$ 1,085,100	\$ 344,275	\$ 740,825	\$1.5437	\$2.2845	\$ 11,076.04	\$ 14,056.69	\$ 1,506.07	\$ -	\$ 1,474.57	\$ 2,980.65	\$ -	\$ -	\$ 2,980.65
Sterling Woods II Inc	53-01-43-513-554.000-008	2360	2	Y	\$ 5,200	\$ -	\$ 5,200	\$1.5437	\$2.2845	\$ 80.28	\$ 80.28	\$ 41.81	\$ -	\$ -	\$ 41.81	\$ -	\$ -	\$ 41.81
Norris, Justin; Tai, Wendi	53-05-36-400-003.000-004		2	N	\$ 384,300	\$ 159,860	\$ 224,440	\$1.5403	\$2.2811	\$ 3,343.60	\$ 4,734.24	\$ 507.24	\$ -	\$ 883.40	\$ 1,390.64	\$ 69.36	\$ 14.76	\$ 1,306.52
Drummond Management LLC	53-05-36-400-022.000-004		2	N	\$ 85,700	\$ -	\$ 85,700	\$1.5403	\$2.2811	\$ 1,320.04	\$ 2,189.48	\$ 234.59	\$ -	\$ 634.85	\$ 869.44	\$ 69.36	\$ 14.76	\$ 785.32
Brownfields V LLC	53-05-36-400-006.000-004		2	N	\$ 72,300	\$ -	\$ 72,300	\$1.5403	\$2.2811	\$ 1,113.64	\$ 1,847.14	\$ 197.91	\$ -	\$ 535.59	\$ 733.50	\$ -	\$ -	\$ 733.50
Attari, Shahzeen Z	53-07-06-200-029.000-014		2	N	\$ 208,300	\$ 100,160	\$ 108,140	\$1.2763	\$2.0108	\$ 1,334.48	\$ 2,354.80	\$ 252.30	\$ -	\$ 768.02	\$ 1,020.32	\$ 69.36	\$ 14.76	\$ 936.20
Ralston, Robert L	53-07-06-200-036.000-014		2	N	\$ 284,600	\$ 128,580	\$ 156,020	\$1.2763	\$2.0108	\$ 1,922.00	\$ 3,363.98	\$ 360.42	\$ -	\$ 1,081.56	\$ 1,441.98	\$ 69.36	\$ 37.08	\$ 1,335.54
Barnstone, Elli P Revocable Trust w/l/e	53-07-06-200-016.000-014		2	N	\$ 301,200	\$ -	\$ 301,200	\$1.2763	\$2.0108	\$ 3,844.20	\$ 6,783.43	\$ 726.80	\$ -	\$ 2,212.43	\$ 2,939.23	\$ 69.36	\$ 14.76	\$ 2,855.11
Capio, Roy M & Jonnamarie W Revocable Living Trust	53-07-06-200-001.000-014		2	N	\$ 270,600	\$ 118,560	\$ 152,040	\$1.2763	\$2.0108	\$ 1,882.00	\$ 3,320.95	\$ 355.82	\$ -	\$ 1,083.13	\$ 1,438.95	\$ 69.36	\$ 14.76	\$ 1,354.83
Smiley, Katherine & Clint A Buffington	53-07-06-200-044.000-014		2	N	\$ 533,100	\$ 217,085	\$ 316,015	\$1.2763	\$2.0108	\$ 3,893.16	\$ 6,298.45	\$ 674.84	\$ -	\$ 1,730.45	\$ 2,405.29	\$ 69.36	\$ 37.08	\$ 2,298.85
French, Thomas M & Kelley B	53-07-06-200-017.000-014		2	N	\$ 381,200	\$ 163,010	\$ 218,190	\$1.2763	\$2.0108	\$ 2,689.44	\$ 4,518.29	\$ 484.11	\$ -	\$ 1,344.75	\$ 1,828.85	\$ 69.36	\$ 14.76	\$ 1,744.73
Pitkin/Larsen Living Trust	53-07-06-200-039.000-014		2	N	\$ 299,400	\$ 120,110	\$ 179,290	\$1.2763	\$2.0108	\$ 2,226.04	\$ 3,928.01	\$ 420.86	\$ -	\$ 1,281.11	\$ 1,701.97	\$ 69.36	\$ 14.76	\$ 1,617.85
Sycamore Land Trust Inc	53-07-06-200-010.000-014		2	N	\$ 16,500	\$ 16,500	\$ -	\$1.2763	\$2.0108	\$ -	\$ -	\$ -	\$ -	\$ -	\$ -	\$ -	\$ -	\$ -
Goetz, Roger N & Michelle K	53-07-06-200-018.000-014		2	N	\$ 507,300	\$ 204,625	\$ 302,675	\$1.2763	\$2.0108	\$ 3,733.24	\$ 6,095.48	\$ 653.09	\$ -	\$ 1,709.15	\$ 2,362.24	\$ 69.36	\$ 22.20	\$ 2,270.68
Clark, John C; Letsinger, Sally L	53-07-06-200-038.000-014		2	N	\$ 487,500	\$ 200,250	\$ 287,250	\$1.2763	\$2.0108	\$ 3,540.00	\$ 5,782.31	\$ 619.53	\$ -	\$ 1,622.78	\$ 2,242.31	\$ 69.36	\$ 22.20	\$ 2,150.75
Rubinger, Richard & Noriko	53-07-06-200-043.000-014		2	N	\$ 333,200	\$ 142,510	\$ 190,690	\$1.2763	\$2.0108	\$ 2,352.96	\$ 4,035.84	\$ 432.42	\$ -	\$ 1,250.47	\$ 1,682.88	\$ 69.36	\$ 14.76	\$ 1,598.76

City of Bloomington

Area #2: South-East Annexation Area - Tax Impacts Analysis



Note (1): This section shows the inc/(dec) in tax bills due to differences between township fire protection rates and the Monroe Fire Protection District fire rate

Owner Name	Parcel #	Waiver	Annexation Area	AG	2020 Pay 2021 Gross AV	2020 Pay 2021 Deductions /Exemptions	2020 Pay 2021 NAV	Pre-Annex 2021 Prop Tax Rate	Post-Annex Prop Tax Rate	Pre-Annex Tax Bill	Post-Annex Tax Bill	Net Tax Bill Increase Due Solely to AV Growth (12% Aggregate over 4 years)	Net Tax Bill Increase Due to Difference Between Fire Rates (1)	Net Tax Bill Increase Due to Annexation	Total Post-Annexation Net Tax Bill Increase	Benefit 1 Yearly Sewer Bill Savings (@ 4000 Gal/Month)	Benefit 2 Yearly Fire Protection (Water Surcharge) Savings	Post-Annex Tax Bill Inc/(Dec)
Heritage Woods Road Assoc. Inc	53-07-06-200-037.000-014		2	N	\$ -	\$ -	\$ -	\$1.2763	\$2.0108	\$ -	\$ -	\$ -	\$ -	\$ -	\$ -	\$ -	\$ -	\$ -
Janes, Sasha & Rebecca A	53-07-06-200-030.000-014		2	N	\$ 327,700	\$ 145,965	\$ 181,735	\$1.2763	\$2.0108	\$ 2,238.38	\$ 3,834.89	\$ 410.88	\$ -	\$ 1,185.63	\$ 1,596.51	\$ 69.36	\$ 22.20	\$ 1,504.95
Terrell, Norman Lee	53-08-21-401-007.000-008	1547	2	N	\$ 158,300	\$ 84,655	\$ 73,645	\$1.5437	\$2.2845	\$ 515.04	\$ 1,817.48	\$ 194.72	\$ -	\$ 1,107.72	\$ 1,302.44	\$ 69.36	\$ 22.20	\$ 1,210.88
Mirti, Jason J & Jensen, Kassie J	53-08-21-401-002.000-008	1547	2	N	\$ 145,000	\$ 83,000	\$ 62,000	\$1.5437	\$2.2845	\$ 923.16	\$ 1,530.10	\$ 163.94	\$ -	\$ 443.00	\$ 606.94	\$ 69.36	\$ 22.20	\$ 515.38
Hall, Terra C & Richard	53-08-21-401-005.000-008	1547	2	N	\$ 171,700	\$ 92,170	\$ 79,530	\$1.5437	\$2.2845	\$ 1,184.16	\$ 1,962.74	\$ 210.30	\$ -	\$ 568.28	\$ 778.58	\$ 69.36	\$ 22.20	\$ 687.02
Weaver, Larry L	53-08-21-401-001.000-008	1547	2	N	\$ 153,600	\$ 86,010	\$ 67,590	\$1.5437	\$2.2845	\$ 1,006.40	\$ 1,668.06	\$ 178.72	\$ -	\$ 482.93	\$ 661.66	\$ 69.36	\$ 22.20	\$ 570.10
Wood, Michael A & Taylor L	53-08-21-401-006.000-008	1547	2	N	\$ 143,500	\$ 82,475	\$ 61,025	\$1.5437	\$2.2845	\$ 908.64	\$ 1,506.04	\$ 161.36	\$ -	\$ 436.04	\$ 597.40	\$ 69.36	\$ 22.20	\$ 505.84
Tiller, Beverly A	53-08-21-401-032.000-008	1547	2	N	\$ 162,600	\$ 89,160	\$ 73,440	\$1.5437	\$2.2845	\$ 1,093.48	\$ 1,812.43	\$ 194.19	\$ -	\$ 524.76	\$ 718.95	\$ 69.36	\$ 22.20	\$ 627.39
Williams, Robyn R	53-08-21-401-003.000-008	1547	2	N	\$ 131,900	\$ 76,035	\$ 55,865	\$1.5437	\$2.2845	\$ 833.88	\$ 1,382.14	\$ 148.09	\$ -	\$ 400.17	\$ 548.26	\$ 69.36	\$ 22.20	\$ 456.70
Reeves, Stanley R	53-08-21-401-011.000-008	1547	2	N	\$ 120,000	\$ -	\$ 120,000	\$1.5437	\$2.2845	\$ 1,852.44	\$ 2,830.07	\$ 303.22	\$ -	\$ 674.41	\$ 977.63	\$ 69.36	\$ 22.20	\$ 886.07
Blubaugh, Rene Diane	53-08-21-401-034.000-008	1547	2	N	\$ 185,200	\$ 96,650	\$ 88,550	\$1.5437	\$2.2845	\$ 1,318.48	\$ 2,156.31	\$ 231.03	\$ -	\$ 606.79	\$ 837.83	\$ 69.36	\$ 22.20	\$ 746.27
McAlister, Jayme	53-08-21-400-050.000-008	1783	2	N	\$ 194,200	\$ 96,905	\$ 97,295	\$1.5437	\$2.2845	\$ 1,449.18	\$ 2,291.95	\$ 245.56	\$ -	\$ 597.21	\$ 842.77	\$ 69.36	\$ 22.20	\$ 751.21
Morgan, Jennifer S	53-08-21-400-034.000-008	1783	2	N	\$ 199,900	\$ 102,215	\$ 97,685	\$1.5437	\$2.2845	\$ 1,454.48	\$ 2,344.23	\$ 251.16	\$ -	\$ 638.59	\$ 889.75	\$ 69.36	\$ 22.20	\$ 798.19
Peltola, William Joseph Revocable Living Trust & Peltola, Pamela Ruth Revocable	53-08-21-400-053.000-008	1783	2	N	\$ 178,700	\$ 94,690	\$ 84,010	\$1.5437	\$2.2845	\$ 1,250.88	\$ 2,073.27	\$ 222.13	\$ -	\$ 600.26	\$ 822.39	\$ 69.36	\$ 22.20	\$ 730.83
James, Linda G & Schmidt, Stephen W	53-08-21-400-035.000-008	1783	2	N	\$ 194,800	\$ 97,430	\$ 97,370	\$1.5437	\$2.2845	\$ 1,449.80	\$ 2,286.77	\$ 245.00	\$ -	\$ 591.97	\$ 836.97	\$ 69.36	\$ 22.20	\$ 745.41
Shank, Tyler J & Jana L	53-08-21-400-049.000-008	1783	2	N	\$ 239,900	\$ 116,040	\$ 123,860	\$1.5437	\$2.2845	\$ 1,844.24	\$ 2,814.87	\$ 301.59	\$ -	\$ 669.04	\$ 970.63	\$ 69.36	\$ 22.20	\$ 879.07
Coleman, James K & Irani S	53-08-21-400-051.000-008	1783	2	N	\$ 211,700	\$ 103,345	\$ 108,355	\$1.5437	\$2.2845	\$ 1,613.36	\$ 2,487.92	\$ 266.57	\$ -	\$ 607.99	\$ 874.56	\$ 69.36	\$ 22.20	\$ 783.00
Haycraft, Jane Evelyn Trust	53-08-21-400-055.000-008	1783	2	N	\$ 186,500	\$ 97,525	\$ 88,975	\$1.5437	\$2.2845	\$ 1,324.80	\$ 2,184.76	\$ 234.08	\$ -	\$ 625.88	\$ 859.96	\$ 69.36	\$ 22.20	\$ 768.40
Bushey, Kraig M	53-08-21-400-019.000-008	1783	2	N	\$ 205,500	\$ 103,825	\$ 101,675	\$1.5437	\$2.2845	\$ 1,513.92	\$ 2,400.06	\$ 257.15	\$ -	\$ 628.99	\$ 886.14	\$ 69.36	\$ 22.20	\$ 794.58
Holland, Paul W & Joellen	53-08-21-400-020.000-008	1783	2	N	\$ 180,800	\$ 92,530	\$ 88,270	\$1.5437	\$2.2845	\$ 1,314.30	\$ 2,120.16	\$ 227.15	\$ -	\$ 578.70	\$ 805.86	\$ 69.36	\$ 22.20	\$ 714.30
Seifers, Bradley A	53-08-21-400-041.000-008	1783	2	N	\$ 211,100	\$ 131,095	\$ 80,005	\$1.5437	\$2.2845	\$ 1,191.24	\$ 1,974.46	\$ 211.56	\$ -	\$ 571.66	\$ 783.22	\$ 69.36	\$ 22.20	\$ 691.66
Thiery, Scott A	53-08-21-400-039.000-008	1783	2	N	\$ 215,500	\$ 106,100	\$ 109,400	\$1.5437	\$2.2845	\$ 1,629.76	\$ 2,517.96	\$ 269.78	\$ -	\$ 618.42	\$ 888.20	\$ 69.36	\$ 22.20	\$ 796.64
Barrett, Douglas C & Dorothy N	53-08-21-400-032.000-008	1783	2	N	\$ 160,000	\$ 114,730	\$ 45,270	\$1.5437	\$2.2845	\$ 674.04	\$ 1,117.21	\$ 119.69	\$ -	\$ 323.48	\$ 443.17	\$ 69.36	\$ 22.20	\$ 351.61
Blackwell Contractors	53-08-21-100-091.002-008	1841	2	N	\$ 212,100	\$ -	\$ 212,100	\$1.5437	\$2.2845	\$ 3,274.20	\$ 4,979.80	\$ 533.55	\$ -	\$ 1,172.05	\$ 1,705.60	\$ -	\$ -	\$ 1,705.60
Blackwell Contractors	53-08-21-100-091.003-008	1841	2	N	\$ 18,700	\$ -	\$ 18,700	\$1.5437	\$2.2845	\$ 288.68	\$ 478.46	\$ 51.26	\$ -	\$ 138.52	\$ 189.78	\$ -	\$ -	\$ 189.78
Worthey, Michael W & Jeanne C	53-08-21-100-090.003-008	2497	2	N	\$ 440,700	\$ 186,495	\$ 254,205	\$1.5437	\$2.2845	\$ 3,785.00	\$ 5,210.02	\$ 558.22	\$ -	\$ 866.80	\$ 1,425.02	\$ -	\$ -	\$ 1,425.02
Johnson, Byrl L & Jacqueline W	53-08-21-100-090.004-008	2497	2	N	\$ 78,000	\$ 41,960	\$ 36,040	\$1.5437	\$2.2845	\$ 556.36	\$ 922.13	\$ 98.80	\$ -	\$ 266.97	\$ 365.77	\$ -	\$ -	\$ 365.77
Engelsman, Richard & Kathleen	53-08-21-100-090.005-008	2499	2	N	\$ 474,300	\$ 198,255	\$ 276,045	\$1.5437	\$2.2845	\$ 4,110.20	\$ 5,609.88	\$ 601.05	\$ -	\$ 898.63	\$ 1,499.68	\$ -	\$ -	\$ 1,499.68
Mobley, Autumn	53-08-21-100-090.006-008	2501	2	N	\$ 78,000	\$ 3,000	\$ 75,000	\$1.5437	\$2.2845	\$ 1,157.78	\$ 1,918.97	\$ 205.60	\$ -	\$ 555.59	\$ 761.19	\$ -	\$ -	\$ 761.19
Smith, Olivia D	53-08-21-100-090.007-008	2501	2	N	\$ 442,000	\$ 183,950	\$ 258,050	\$1.5437	\$2.2845	\$ 3,842.28	\$ 5,228.72	\$ 560.22	\$ -	\$ 826.22	\$ 1,386.44	\$ -	\$ -	\$ 1,386.44
Wigington, David M & Shana M	53-08-21-100-090.008-008	2501	2	N	\$ 465,600	\$ 195,210	\$ 270,390	\$1.5437	\$2.2845	\$ 4,026.00	\$ 5,506.36	\$ 589.97	\$ -	\$ 890.39	\$ 1,480.36	\$ -	\$ -	\$ 1,480.36
Nickel Tree LLC	53-08-21-100-090.009-008	2501	2	N	\$ 1,900	\$ -	\$ 1,900	\$1.5437	\$2.2845	\$ 29.32	\$ 48.61	\$ 5.21	\$ -	\$ 14.09	\$ 19.29	\$ -	\$ -	\$ 19.29
PS 6 LLC	53-08-21-100-090.010-008	2501	2	N	\$ 1,900	\$ -	\$ 1,900	\$1.5437	\$2.2845	\$ 29.32	\$ 48.61	\$ 5.21	\$ -	\$ 14.09	\$ 19.29	\$ -	\$ -	\$ 19.29
Strauss, Jay	53-08-21-100-090.011-008	2501	2	N	\$ 1,900	\$ -	\$ 1,900	\$1.5437	\$2.2845	\$ 29.32	\$ 48.61	\$ 5.21	\$ -	\$ 14.09	\$ 19.29	\$ -	\$ -	\$ 19.29
Strauss, Jay	53-08-21-100-090.012-008	2501	2	N	\$ 1,900	\$ -	\$ 1,900	\$1.5437	\$2.2845	\$ 29.32	\$ 48.61	\$ 5.21	\$ -	\$ 14.09	\$ 19.29	\$ -	\$ -	\$ 19.29
Walulik, Stephen; Donnelly-Walulik, Tara	53-08-21-100-090.013-008	2501	2	N	\$ 421,100	\$ 179,635	\$ 241,465	\$1.5437	\$2.2845	\$ 3,595.32	\$ 4,976.76	\$ 533.23	\$ -	\$ 848.21	\$ 1,381.44	\$ -	\$ -	\$ 1,381.44
Warnick, Austin & Serena	53-08-21-100-090.014-008	2497	2	N	\$ 78,000	\$ -	\$ 78,000	\$1.5437	\$2.2845	\$ 1,204.08	\$ 1,995.73	\$ 213.83	\$ -	\$ 577.82	\$ 791.65	\$ -	\$ -	\$ 791.65
Lockridge, Terry W & Victoria A	53-08-21-100-090.015-008	2501	2	N	\$ 483,100	\$ 201,335	\$ 281,765	\$1.5437	\$2.2845	\$ 4,195.38	\$ 5,714.62	\$ 612.28	\$ -	\$ 906.96	\$ 1,519.24	\$ -	\$ -	\$ 1,519.24
Barrett, Jeffery L & Paige	53-08-21-100-090.016-008	2501	2	N	\$ 1,900	\$ -	\$ 1,900	\$1.5437	\$2.2845	\$ 29.32	\$ 48.61	\$ 5.21	\$ -	\$ 14.09	\$ 19.29	\$ -	\$ -	\$ 19.29
Blackwell Contractors Inc	53-08-21-100-090.017-008	2501	2	N	\$ 1,900	\$ -	\$ 1,900	\$1.5437	\$2.2845	\$ 29.32	\$ 48.61	\$ 5.21	\$ -	\$ 14.09	\$ 19.29	\$ -	\$ -	\$ 19.29
Blackwell Contractors Inc	53-08-21-100-090.018-008	2501	2	N	\$ 1,900	\$ -	\$ 1,900	\$1.5437	\$2.2845	\$ 29.32	\$ 48.61	\$ 5.21	\$ -	\$ 14.09	\$ 19.29	\$ -	\$ -	\$ 19.29
Blackwell Contractors Inc	53-08-21-100-090.019-008	2501	2	N	\$ 1,900	\$ -	\$ 1,900	\$1.5437	\$2.2845	\$ 29.32	\$ 48.61	\$ 5.21	\$ -	\$ 14.09	\$ 19.29	\$ -	\$ -	\$ 19.29
Blackwell Contractors Inc	53-08-21-100-090.020-008	2501	2	N	\$ 1,900	\$ -	\$ 1,900	\$1.5437	\$2.2845	\$ 29.32	\$ 48.61	\$ 5.21	\$ -	\$ 14.09	\$ 19.29	\$ -	\$ -	\$ 19.29
Keller, Joseph J & Amy J	53-08-21-100-090.021-008	2501	2	N	\$ 78,000	\$ 3,000	\$ 75,000	\$1.5437	\$2.2845	\$ 1,157.78	\$ 1,918.97	\$ 205.60	\$ -	\$ 555.59	\$ 761.19	\$ -	\$ -	\$ 761.19
Hybrid Investment Group LLC	53-08-21-100-090.022-008	2501	2	N	\$ -	\$ -	\$ -	\$1.5437	\$2.2845	\$ -	\$ -	\$ -	\$ -	\$ -	\$ -	\$ -	\$ -	\$ -
Stone Ridge Community Association Inc	53-08-11-400-026.099-008		2	N	\$ -	\$ -	\$ -	\$1.5437	\$2.2845	\$ -	\$ -	\$ -	\$ -	\$ -	\$ -	\$ -	\$ -	\$ -
YFD LLC	53-01-43-071-000.000-008		2	N	\$ 1,800	\$ -	\$ 1,800	\$1.5437	\$2.2845	\$ 27.80	\$ 46.06	\$ 4.93	\$ -	\$ 13.32	\$ 18.26	\$ -	\$ -	\$ 18.26

City of Bloomington

Area #3: North Island Annexation Area - Tax Impacts Analysis

Note (1): This section shoes the inc/(dec) in tax bills due to differences between township fire protection rates and the Monroe Fire Protection District fire rate

Owner Name	Parcel #	Waiver	Annexation Area	AG	2020 Pay 2021 Gross AV	2020 Pay 2021 Deductions /Exemptions	2020 Pay 2021 NAV	Pre-Annex 2020 Pay 2021 Prop Tax Rate	Post-Annex Prop Tax Rate	Pre-Annex Tax Bill	Post-Annex Tax Bill	Net Tax Bill Increase Due Solely to AV Growth (12% - Aggregate over 4 years)	Net Tax Bill Increase Due to Difference Between Fire Rates (1)	Net Tax Bill Increase Due to Annexation	Total Post-Annexation Net Tax Bill Increase	Benefit 1 Yearly Sewer Bill Savings (@ 4000 Gal/Month)	Benefit 2 Yearly Fire Protection (Water Surcharge) Savings	Post-Annex Tax Bill Inc/(Dec) Net of Benefits
B-Town Enterprises LLC	53-05-31-301-054.000-004		3	N	\$ 110,300	\$ -	\$ 110,300	\$ 1.5403	\$ 2.2811	\$ 1,698.96	\$ 2,589.69	\$ 277.47	\$ -	\$ 613.26	\$ 890.73	\$ 69.36	\$ 14.76	\$ 806.61
Cowden, Donald L Revocable Trust	53-05-31-301-030.000-004		3	N	\$ 72,100	\$ -	\$ 72,100	\$ 1.5403	\$ 2.2811	\$ 1,110.56	\$ 1,692.80	\$ 181.37	\$ -	\$ 400.87	\$ 582.24	\$ -	\$ -	\$ 582.24
Onken, Jimmie & Washington, Rhonda	53-05-31-301-057.000-004		3	N	\$ 93,100	\$ 78,240	\$ 14,860	\$ 1.5403	\$ 2.2811	\$ 96.20	\$ 98.12	\$ -	\$ -	\$ 1.92	\$ 1.92	\$ 69.36	\$ 14.76	\$ (82.20)
Stephens, Chad M	53-05-31-301-132.000-004		3	N	\$ 19,600	\$ -	\$ 19,600	\$ 1.5403	\$ 2.2811	\$ 301.90	\$ 500.74	\$ 53.65	\$ -	\$ 145.19	\$ 198.84	\$ -	\$ -	\$ 198.84
Piplay Properties LLC	53-05-31-301-183.000-004		3	N	\$ 17,000	\$ -	\$ 17,000	\$ 1.5403	\$ 2.2811	\$ 261.84	\$ 434.32	\$ 46.53	\$ -	\$ 125.95	\$ 172.48	\$ -	\$ -	\$ 172.48
Stephens, Chad M	53-05-31-301-144.000-004	1409	3	N	\$ 143,400	\$ -	\$ 143,400	\$ 1.5403	\$ 2.2811	\$ 2,208.80	\$ 3,366.83	\$ 360.73	\$ 634.53	\$ 797.29	\$ 1,158.03	\$ 69.36	\$ 22.20	\$ 1,066.47
Piplay Properties LLC	53-05-31-301-125.000-004		3	N	\$ 92,600	\$ -	\$ 92,600	\$ 1.5403	\$ 2.2811	\$ 1,426.32	\$ 2,174.11	\$ 232.94	\$ 409.74	\$ 514.85	\$ 747.79	\$ 69.36	\$ 14.76	\$ 663.67
Stephens, Chad M	53-05-31-301-133.000-004		3	N	\$ 27,200	\$ -	\$ 27,200	\$ 1.5403	\$ 2.2811	\$ 418.96	\$ 694.91	\$ 74.45	\$ -	\$ 201.50	\$ 275.95	\$ -	\$ -	\$ 275.95
Piplay Properties LLC	53-05-31-301-152.000-004		3	N	\$ 18,100	\$ -	\$ 18,100	\$ 1.5403	\$ 2.2811	\$ 278.80	\$ 462.42	\$ 49.55	\$ -	\$ 134.08	\$ 183.62	\$ -	\$ -	\$ 183.62
Hughey, Joshua & Shanna	53-05-31-301-123.000-004		3	N	\$ 163,200	\$ 86,150	\$ 77,050	\$ 1.5403	\$ 2.2811	\$ 1,148.12	\$ 1,904.32	\$ 204.03	\$ -	\$ 552.16	\$ 756.20	\$ 69.36	\$ 14.76	\$ 672.08
Reynolds, Diana J McGuire	53-05-31-301-168.000-004		3	N	\$ 254,900	\$ 99,135	\$ 155,765	\$ 1.5403	\$ 2.2811	\$ 2,347.40	\$ 3,701.61	\$ 396.60	\$ -	\$ 957.60	\$ 1,354.21	\$ -	\$ -	\$ 1,354.21
Shaffer, Elizabeth Eve	53-05-31-301-147.000-004		3	N	\$ 118,400	\$ -	\$ 118,400	\$ 1.5403	\$ 2.2811	\$ 1,823.72	\$ 2,782.35	\$ 298.11	\$ -	\$ 660.52	\$ 958.63	\$ -	\$ -	\$ 958.63
LaPadula, Louann J & Gerard J	53-05-31-301-080.000-004		3	N	\$ 107,200	\$ 69,770	\$ 37,430	\$ 1.5403	\$ 2.2811	\$ 556.08	\$ 922.37	\$ 98.83	\$ -	\$ 267.46	\$ 366.29	\$ 69.36	\$ 14.76	\$ 282.17
Burch, Suella D	53-05-31-301-079.000-004		3	N	\$ 113,300	\$ 71,380	\$ 41,920	\$ 1.5403	\$ 2.2811	\$ 622.80	\$ 1,033.01	\$ 110.67	\$ -	\$ 299.53	\$ 410.21	\$ 69.36	\$ 14.76	\$ 326.09
McKee Properties Inc	53-05-31-301-031.000-004	1786	3	N	\$ 116,200	\$ -	\$ 116,200	\$ 1.5403	\$ 2.2811	\$ 1,789.84	\$ 2,728.21	\$ 292.31	\$ -	\$ 646.06	\$ 938.37	\$ 69.36	\$ 22.20	\$ 846.81
Cowden, Donald L Revocable Trust	53-05-31-301-009.000-004	1175	3	N	\$ 98,100	\$ -	\$ 98,100	\$ 1.5403	\$ 2.2811	\$ 1,511.04	\$ 2,303.25	\$ 246.78	\$ -	\$ 545.43	\$ 792.21	\$ 69.36	\$ 22.20	\$ 700.65
Thrasher, Mark K	53-05-31-301-062.000-004		3	N	\$ 29,000	\$ -	\$ 29,000	\$ 1.5403	\$ 2.2811	\$ 446.68	\$ 740.90	\$ 79.38	\$ -	\$ 214.84	\$ 294.22	\$ 69.36	\$ 14.76	\$ 210.10
Hearne Development LLC	53-05-31-301-122.000-004	1377	3	N	\$ 114,200	\$ 3,000	\$ 111,200	\$ 1.5403	\$ 2.2811	\$ 1,712.80	\$ 2,625.30	\$ 281.28	\$ -	\$ 631.22	\$ 912.50	\$ 69.36	\$ 14.76	\$ 828.38
Hearne Development LLC	53-05-31-301-120.000-004	1504	3	N	\$ 9,000	\$ -	\$ 9,000	\$ 1.5403	\$ 2.2811	\$ 138.64	\$ 229.93	\$ 24.64	\$ -	\$ 66.66	\$ 91.29	\$ -	\$ -	\$ 91.29
Holdeman, Vicky L Rev Trust	53-05-31-301-124.000-004		3	N	\$ 193,500	\$ -	\$ 193,500	\$ 1.5403	\$ 2.2811	\$ 2,980.48	\$ 4,583.05	\$ 491.04	\$ -	\$ 1,111.53	\$ 1,602.57	\$ 69.36	\$ 22.20	\$ 1,511.01
Sturgeon, Harold & Lavangelin	53-05-31-301-175.000-004		3	N	\$ 137,100	\$ 118,390	\$ 18,710	\$ 1.5403	\$ 2.2811	\$ 277.96	\$ 461.05	\$ 49.39	\$ -	\$ 133.70	\$ 183.09	\$ 69.36	\$ 14.76	\$ 98.97
Finley, Marsha Elaine	53-05-31-301-028.000-004		3	N	\$ 123,800	\$ 3,000	\$ 120,800	\$ 1.5403	\$ 2.2811	\$ 1,860.68	\$ 2,842.42	\$ 304.54	\$ -	\$ 677.19	\$ 981.74	\$ 69.36	\$ 14.76	\$ 897.62
Finley, Marsha Elaine	53-05-31-301-012.000-004		3	N	\$ 46,500	\$ -	\$ 46,500	\$ 1.5403	\$ 2.2811	\$ 716.24	\$ 1,187.99	\$ 127.28	\$ -	\$ 344.47	\$ 471.75	\$ -	\$ -	\$ 471.75
Finley, Marsha Elaine	53-05-31-301-072.000-004		3	N	\$ 12,400	\$ -	\$ 12,400	\$ 1.5403	\$ 2.2811	\$ 191.00	\$ 316.80	\$ 33.94	\$ -	\$ 91.86	\$ 125.80	\$ -	\$ -	\$ 125.80
Edington, Mary Anne Revocable Trust	53-05-31-301-084.000-004	1365	3	N	\$ 139,600	\$ -	\$ 139,600	\$ 1.5403	\$ 2.2811	\$ 2,150.26	\$ 3,277.61	\$ 351.17	\$ -	\$ 776.17	\$ 1,127.35	\$ 69.36	\$ 14.76	\$ 1,043.23
Edington, Mary Anne Revocable Trust	53-05-31-301-061.000-004	1365	3	N	\$ 29,000	\$ -	\$ 29,000	\$ 1.5403	\$ 2.2811	\$ 446.68	\$ 740.90	\$ 79.38	\$ -	\$ 214.84	\$ 294.22	\$ 69.36	\$ 14.76	\$ 210.10
DAJA Properties II LLC	53-05-31-301-195.000-004		3	N	\$ 302,500	\$ -	\$ 302,500	\$ 1.5403	\$ 2.2811	\$ 4,659.40	\$ 7,102.26	\$ 760.96	\$ -	\$ 1,681.91	\$ 2,442.86	\$ -	\$ -	\$ 2,442.86
Daja Properties III LLC	53-05-31-301-047.000-004		3	N	\$ 171,100	\$ -	\$ 171,100	\$ 1.5403	\$ 2.2811	\$ 2,635.46	\$ 4,042.22	\$ 433.10	\$ -	\$ 973.67	\$ 1,406.76	\$ 69.36	\$ 14.76	\$ 1,322.64
Tatlock, Lori G; Schulz, Brandon D & Schulz, Kendyll G W/LE Tatlock, Harold L Jr	53-05-31-301-036.000-004		3	N	\$ 42,000	\$ 31,080	\$ 10,920	\$ 1.5403	\$ 2.2811	\$ 162.24	\$ 269.09	\$ 28.82	\$ -	\$ 78.03	\$ 106.85	\$ 69.36	\$ 14.76	\$ 22.73
Tatlock, Lori G; Schulz, Brandon D & Schulz, Kendyll G W/LE Tatlock, Harold L Jr	53-05-31-301-010.000-004		3	N	\$ 100,100	\$ 78,180	\$ 21,920	\$ 1.5403	\$ 2.2811	\$ 140.90	\$ 143.72	\$ -	\$ -	\$ 2.82	\$ 2.82	\$ 69.36	\$ 22.20	\$ (88.74)
Gott, Donna	53-05-31-301-070.000-004		3	N	\$ 81,800	\$ 60,880	\$ 20,920	\$ 1.5403	\$ 2.2811	\$ 310.80	\$ 515.52	\$ 55.23	\$ -	\$ 149.49	\$ 204.72	\$ 69.36	\$ 22.20	\$ 113.16
YKMS Investments LLC	53-05-31-301-126.000-004		3	N	\$ 112,800	\$ -	\$ 112,800	\$ 1.5403	\$ 2.2811	\$ 1,737.46	\$ 2,649.42	\$ 283.87	\$ -	\$ 628.09	\$ 911.96	\$ 69.36	\$ 22.20	\$ 820.40
Drake, Elizabeth Ann	53-05-31-301-046.000-004		3	N	\$ 111,900	\$ 82,415	\$ 29,485	\$ 1.5403	\$ 2.2811	\$ 264.16	\$ 269.44	\$ -	\$ -	\$ 5.28	\$ 5.28	\$ 69.36	\$ 14.76	\$ (78.84)
Stewart, Darlene	53-05-31-301-038.000-004		3	N	\$ 14,400	\$ -	\$ 14,400	\$ 1.5403	\$ 2.2811	\$ 221.80	\$ 367.89	\$ 39.42	\$ -	\$ 106.68	\$ 146.09	\$ -	\$ -	\$ 146.09
Crohn, Shawna D.	53-05-31-301-014.000-004		3	N	\$ 76,100	\$ -	\$ 76,100	\$ 1.5403	\$ 2.2811	\$ 1,172.16	\$ 1,786.72	\$ 191.43	\$ -	\$ 423.12	\$ 614.56	\$ 69.36	\$ 22.20	\$ 523.00
Tatlock, Lori G; Schulz, Brandon D & Schulz, Kendyll G W/LE Tatlock, Harold L Jr	53-05-31-301-075.000-004		3	N	\$ 10,800	\$ -	\$ 10,800	\$ 1.5403	\$ 2.2811	\$ 166.36	\$ 275.92	\$ 29.56	\$ -	\$ 80.00	\$ 109.56	\$ -	\$ -	\$ 109.56
Franklin, Anthony	53-05-31-301-074.000-004		3	N	\$ 1,000	\$ -	\$ 1,000	\$ 1.5403	\$ 2.2811	\$ 15.40	\$ 25.55	\$ 2.74	\$ -	\$ 7.41	\$ 10.15	\$ -	\$ -	\$ 10.15
Poole, Evan, W; Wagner, Kristin E	53-05-31-301-170.000-004		3	N	\$ 2,600	\$ -	\$ 2,600	\$ 1.5403	\$ 2.2811	\$ 40.04	\$ 66.43	\$ 7.12	\$ -	\$ 19.27	\$ 26.39	\$ -	\$ -	\$ 26.39
Alacrity Investments LLC	53-05-31-301-058.000-004		3	N	\$ 13,200	\$ -	\$ 13,200	\$ 1.5403	\$ 2.2811	\$ 203.32	\$ 337.24	\$ 36.13	\$ -	\$ 97.78	\$ 133.92	\$ -	\$ -	\$ 133.92
Pittman, Mildred	53-05-31-301-092.000-004		3	N	\$ 82,300	\$ 72,055	\$ 10,245	\$ 1.5403	\$ 2.2811	\$ 53.56	\$ 54.63	\$ -	\$ -	\$ 1.07	\$ 1.07	\$ 69.36	\$ 14.76	\$ (83.05)
Dickerson, Ava Joan; McDaniel, David	53-05-31-301-085.000-004	1397	3	N	\$ 171,600	\$ 92,310	\$ 79,290	\$ 1.5403	\$ 2.2811	\$ 1,178.00	\$ 1,953.90	\$ 209.35	\$ -	\$ 566.55	\$ 775.90	\$ 69.36	\$ 22.20	\$ 684.34
Mayberry, Sarah & Dolby, Mitch	53-05-31-301-105.000-004		3	N	\$ 143,900	\$ 79,055	\$ 64,845	\$ 1.5403	\$ 2.2811	\$ 964.26	\$ 1,599.37	\$ 171.35	\$ -	\$ 463.76	\$ 635.11	\$ -	\$ -	\$ 635.11
SJDC LLC	53-05-31-301-082.000-004	2321	3	N	\$ 2,477,200	\$ -	\$ 2,477,200	\$ 1.5403	\$ 2.2811	\$ 38,156.32	\$ 58,161.09	\$ 6,231.55	\$ -	\$ 13,773.22	\$ 20,004.77	\$ 69.36	\$ 478.32	\$ 19,457.09
Dillard Rentals LLC	53-05-31-301-029.000-004	2321	3	N	\$ 153,200	\$ -	\$ 153,200	\$ 1.5403	\$ 2.2811	\$ 2,359.74	\$ 3,624.23	\$ 388.31	\$ -	\$ 876.18	\$ 1,264.49	\$ 69.36	\$ 22.20	\$ 1,172.93
Johnson, Sandra L	53-05-31-301-160.000-004		3	N	\$ 83,300	\$ 61,405	\$ 21,895	\$ 1.5403	\$ 2.2811	\$ 325.28	\$ 539.53	\$ 57.80	\$ -	\$ 156.45	\$ 214.25	\$ 69.36	\$ 14.76	\$ 130.13

City of Bloomington

Area #3: North Island Annexation Area - Tax Impacts Analysis



Note (1): This section shows the inc/(dec) in tax bills due to differences between township fire protection rates and the Monroe Fire Protection District fire rate

Owner Name	Parcel #	Waiver	Annexation Area	AG	2020 Pay 2021 Gross AV	2020 Pay 2021 Deductions /Exemptions	2020 Pay 2021 NAV	Pre-Annex 2020 Pay 2021 Prop Tax Rate	Post-Annex Prop Tax Rate	Pre-Annex Tax Bill	Post-Annex Tax Bill	Net Tax Bill Increase Due Solely to AV Growth (12% - Aggregate over 4 years)	Net Tax Bill Increase Due to Difference Between Fire Rates (1)	Net Tax Bill Increase Due to Annexation	Total Post-Annexation Net Tax Bill Increase	Benefit 1 Yearly Sewer Bill Savings (@ 4000 Gal/Month)	Benefit 2 Yearly Fire Protection (Water Surcharge) Savings	Post-Annex Tax Bill Inc/(Dec) Net of Benefits
Ritter, Stephen L	53-05-31-301-155.000-004		3	N	\$ 113,000	\$ 79,650	\$ 33,350	\$ 1.5403	\$ 2.2811	\$ 117.20	\$ 119.54	\$ -	\$ -	\$ 2.34	\$ 2.34	\$ 69.36	\$ 14.76	\$ (81.78)
Harding, Mary B & Gary D	53-05-31-301-136.000-004		3	N	\$ 61,600	\$ 44,844	\$ 16,756	\$ 1.5403	\$ 2.2811	\$ 249.48	\$ 413.83	\$ 44.34	\$ -	\$ 120.00	\$ 164.35	\$ 69.36	\$ 37.08	\$ 57.91
Gordillo, James M	53-05-31-301-189.000-004	1387	3	N	\$ 131,700	\$ 78,345	\$ 53,355	\$ 1.5403	\$ 2.2811	\$ 792.68	\$ 1,314.80	\$ 140.88	\$ -	\$ 381.24	\$ 522.12	\$ 69.36	\$ 22.20	\$ 430.56
Breeden, Herbert E & Charlotte F & w/l/e Herbert & Charlotte Breeden	53-05-31-301-107.000-004		3	N	\$ 122,000	\$ 64,670	\$ 57,330	\$ 1.5403	\$ 2.2811	\$ 863.10	\$ 1,431.60	\$ 153.39	\$ -	\$ 415.10	\$ 568.50	\$ 69.36	\$ 22.20	\$ 476.94
Harris, D Randall & Brenda W	53-05-31-301-143.000-004	1400	3	N	\$ 116,200	\$ 108,110	\$ 8,090	\$ 1.5403	\$ 2.2811	\$ 120.20	\$ 199.36	\$ 21.36	\$ -	\$ 57.79	\$ 79.16	\$ 69.36	\$ 22.20	\$ (12.40)
Lucas, Ricky L	53-05-31-301-128.000-004		3	N	\$ 122,300	\$ 84,255	\$ 38,045	\$ 1.5403	\$ 2.2811	\$ 565.24	\$ 937.51	\$ 100.44	\$ -	\$ 271.83	\$ 372.27	\$ 69.36	\$ 14.76	\$ 288.15
Edington, Mary Anne Revocable Trust	53-05-31-301-190.000-004	1902	3	N	\$ 161,500	\$ -	\$ 161,500	\$ 1.5403	\$ 2.2811	\$ 2,487.60	\$ 3,824.69	\$ 409.79	\$ -	\$ 927.31	\$ 1,337.09	\$ 69.36	\$ 14.76	\$ 1,252.97
Cowden, Donald L Revocable Trust	53-05-31-301-068.000-004	1810	3	N	\$ 7,100	\$ -	\$ 7,100	\$ 1.5403	\$ 2.2811	\$ 109.36	\$ 181.39	\$ 19.43	\$ -	\$ 52.60	\$ 72.03	\$ -	\$ -	\$ 72.03
Trimmer, William	53-05-31-301-134.000-004		3	N	\$ 188,000	\$ 59,280	\$ 128,720	\$ 1.5403	\$ 2.2811	\$ 1,968.20	\$ 3,053.02	\$ 327.10	\$ -	\$ 757.72	\$ 1,084.82	\$ 69.36	\$ 22.20	\$ 993.26
Triple Crown Ventures LLC	53-05-31-301-100.000-004		3	N	\$ 29,100	\$ -	\$ 29,100	\$ 1.5403	\$ 2.2811	\$ 448.24	\$ 743.45	\$ 79.66	\$ -	\$ 215.56	\$ 295.21	\$ -	\$ -	\$ 295.21
Triple Crown Ventures LLC	53-05-31-301-102.000-004		3	N	\$ 180,900	\$ -	\$ 180,900	\$ 1.5403	\$ 2.2811	\$ 2,786.40	\$ 4,266.31	\$ 457.10	\$ -	\$ 1,022.81	\$ 1,479.91	\$ 69.36	\$ 14.76	\$ 1,395.79
Triple Crown Ventures LLC	53-05-31-301-112.000-004		3	N	\$ 29,000	\$ -	\$ 29,000	\$ 1.5403	\$ 2.2811	\$ 446.68	\$ 740.90	\$ 79.38	\$ -	\$ 214.84	\$ 294.22	\$ -	\$ -	\$ 294.22
Drummy, Deborah C	53-05-31-301-197.000-004	1375	3	N	\$ 147,400	\$ 83,035	\$ 64,365	\$ 1.5403	\$ 2.2811	\$ 956.26	\$ 1,586.11	\$ 169.94	\$ -	\$ 459.91	\$ 629.85	\$ 69.36	\$ 22.20	\$ 538.29
Rosales, Elizabeth A	53-05-31-301-181.000-004	1376	3	N	\$ 121,500	\$ 74,775	\$ 46,725	\$ 1.5403	\$ 2.2811	\$ 694.20	\$ 1,151.41	\$ 123.37	\$ -	\$ 333.85	\$ 457.21	\$ 69.36	\$ 22.20	\$ 365.65
Cranford, Samuel M	53-05-31-301-104.000-004	1376	3	N	\$ 133,700	\$ 79,045	\$ 54,655	\$ 1.5403	\$ 2.2811	\$ 812.00	\$ 1,346.84	\$ 144.31	\$ -	\$ 390.52	\$ 534.84	\$ 69.36	\$ 22.20	\$ 443.28
Cassidy, James Watson	53-05-31-301-159.000-004		3	N	\$ 147,300	\$ 79,360	\$ 67,940	\$ 1.5403	\$ 2.2811	\$ 1,014.68	\$ 1,683.00	\$ 180.33	\$ -	\$ 488.00	\$ 668.32	\$ 69.36	\$ 22.20	\$ 576.76
Baugh/Whaley Investments, LLC	53-05-31-301-138.000-004	2458	3	N	\$ 593,300	\$ -	\$ 593,300	\$ 1.5403	\$ 2.2811	\$ 9,138.60	\$ 13,929.83	\$ 1,492.48	\$ -	\$ 3,298.75	\$ 4,791.23	\$ -	\$ -	\$ 4,791.23
Collier, James E	53-05-31-301-095.000-004	2489	3	N	\$ 269,300	\$ 114,780	\$ 154,520	\$ 1.5403	\$ 2.2811	\$ 2,312.34	\$ 3,553.94	\$ 380.77	\$ -	\$ 860.82	\$ 1,241.60	\$ 69.36	\$ 14.76	\$ 1,157.48
DAJA Properties LLC	53-05-31-301-015.000-004		3	N	\$ 102,500	\$ -	\$ 102,500	\$ 1.5403	\$ 2.2811	\$ 1,578.80	\$ 2,428.49	\$ 260.20	\$ -	\$ 589.50	\$ 849.69	\$ 69.36	\$ 14.76	\$ 765.57
Poole, Evan W; Wagner, Kristin E	53-05-31-301-064.000-004		3	N	\$ 162,400	\$ 87,410	\$ 74,990	\$ 1.5403	\$ 2.2811	\$ 1,115.12	\$ 1,849.57	\$ 198.17	\$ -	\$ 536.28	\$ 734.45	\$ -	\$ -	\$ 734.45
Burch, Betty J	53-05-31-301-060.000-004		3	N	\$ 80,700	\$ 71,495	\$ 9,205	\$ 1.5403	\$ 2.2811	\$ 136.76	\$ 139.50	\$ -	\$ -	\$ 2.74	\$ 2.74	\$ 69.36	\$ 14.76	\$ (81.38)
Liles, Lena	53-05-31-301-127.000-004		3	N	\$ 72,800	\$ 56,872	\$ 15,928	\$ 1.5403	\$ 2.2811	\$ 236.64	\$ 392.49	\$ 42.05	\$ -	\$ 113.81	\$ 155.85	\$ 69.36	\$ 22.20	\$ 64.29
Holdeman, Vicky L Trust	53-05-31-301-067.000-004	2055	3	N	\$ 30,000	\$ -	\$ 30,000	\$ 1.5403	\$ 2.2811	\$ 462.08	\$ 704.36	\$ 75.47	\$ -	\$ 166.61	\$ 242.28	\$ 69.36	\$ 22.20	\$ 150.72
Holdeman, Vicky L Trust	53-05-31-301-119.000-004	2055	3	N	\$ 43,700	\$ -	\$ 43,700	\$ 1.5403	\$ 2.2811	\$ 673.12	\$ 1,026.01	\$ 109.93	\$ -	\$ 242.96	\$ 352.89	\$ 69.36	\$ 22.20	\$ 261.33
DAJA Properties LLC	53-05-31-301-115.000-004	2362	3	N	\$ 29,000	\$ -	\$ 29,000	\$ 1.5403	\$ 2.2811	\$ 446.68	\$ 680.88	\$ 72.95	\$ -	\$ 161.25	\$ 234.20	\$ 69.36	\$ 22.20	\$ 142.64
Miller, Robert D & Ginger	53-05-31-301-113.000-004	1376	3	N	\$ 101,000	\$ 64,250	\$ 36,750	\$ 1.5403	\$ 2.2811	\$ 546.54	\$ 906.52	\$ 97.13	\$ -	\$ 262.85	\$ 359.98	\$ 69.36	\$ 14.76	\$ 275.86
Redeemer Community Church of Bloomington Inc	53-05-31-301-044.000-004		3	N	\$ 318,400	\$ 318,400	\$ -	\$ 1.5403	\$ 2.2811	\$ -	\$ -	\$ -	\$ -	\$ -	\$ -	\$ 69.36	\$ 22.20	\$ (91.56)
Redeemer Community Church of Bloomington Inc	53-05-31-301-194.000-004		3	N	\$ 118,400	\$ 118,400	\$ -	\$ 1.5403	\$ 2.2811	\$ -	\$ -	\$ -	\$ -	\$ -	\$ -	\$ -	\$ -	\$ -
Redeemer Community Church of Bloomington Inc	53-05-31-301-196.000-004		3	N	\$ 90,900	\$ 90,900	\$ -	\$ 1.5403	\$ 2.2811	\$ -	\$ -	\$ -	\$ -	\$ -	\$ -	\$ -	\$ -	\$ -
Finley, Marsha Elaine , L / E Iris Pansy	53-05-31-301-017.000-004		3	N	\$ 44,000	\$ -	\$ 44,000	\$ 1.5403	\$ 2.2811	\$ 677.72	\$ 1,124.12	\$ 120.44	\$ -	\$ 325.96	\$ 446.40	\$ -	\$ -	\$ 446.40
Endwright, Randy K. & Nancy	53-05-31-301-086.000-004		3	N	\$ 150,900	\$ 84,505	\$ 66,395	\$ 1.5403	\$ 2.2811	\$ 986.42	\$ 1,636.12	\$ 175.29	\$ -	\$ 474.41	\$ 649.70	\$ 69.36	\$ 22.20	\$ 558.14
Chastain, Troy & Jeanice	53-05-31-301-179.000-004	1369	3	N	\$ 125,600	\$ 76,210	\$ 49,390	\$ 1.5403	\$ 2.2811	\$ 733.78	\$ 1,217.10	\$ 130.41	\$ -	\$ 352.91	\$ 483.32	\$ 69.36	\$ 22.20	\$ 391.76
Endwright, Randy K. & Nancy	53-05-31-301-096.000-004		3	N	\$ 58,600	\$ 3,000	\$ 55,600	\$ 1.5403	\$ 2.2811	\$ 856.40	\$ 1,420.48	\$ 152.19	\$ -	\$ 411.89	\$ 564.08	\$ -	\$ -	\$ 564.08
Crites, Amie N	53-05-31-301-141.000-004	1386	3	N	\$ 110,100	\$ 70,785	\$ 39,315	\$ 1.5403	\$ 2.2811	\$ 584.10	\$ 968.82	\$ 103.81	\$ -	\$ 280.91	\$ 384.72	\$ 69.36	\$ 22.20	\$ 293.16
King, Thomas F W/L/E Lammey, Lesli Jo & Delp, Roberta Lynn	53-05-31-301-145.000-004	1378	3	N	\$ 155,300	\$ 82,800	\$ 72,500	\$ 1.5403	\$ 2.2811	\$ 779.16	\$ 1,788.65	\$ 191.64	\$ -	\$ 817.85	\$ 1,009.49	\$ 69.36	\$ 22.20	\$ 917.93
King, Thomas F W/L/E Lammey, Lesli Jo & Delp, Roberta Lynn	53-05-31-301-146.000-004	1378	3	N	\$ 30,000	\$ -	\$ 30,000	\$ 1.5403	\$ 2.2811	\$ 462.08	\$ 766.45	\$ 82.12	\$ -	\$ 222.25	\$ 304.37	\$ -	\$ -	\$ 304.37
Richards, Brian D	53-05-31-301-098.000-004	1380	3	N	\$ 183,100	\$ 96,335	\$ 86,765	\$ 1.5403	\$ 2.2811	\$ 1,289.06	\$ 2,138.11	\$ 229.09	\$ -	\$ 619.96	\$ 849.05	\$ 69.36	\$ 22.20	\$ 757.49
Goddin, Jeffrey K & Glenna M	53-05-31-301-118.000-004		3	N	\$ 109,100	\$ 67,435	\$ 41,665	\$ 1.5403	\$ 2.2811	\$ 619.02	\$ 1,026.74	\$ 110.01	\$ -	\$ 297.71	\$ 407.72	\$ 69.36	\$ 22.20	\$ 316.16
Perkins, Herbert L & Sandra K	53-05-31-301-063.000-004		3	N	\$ 94,100	\$ 63,680	\$ 30,420	\$ 1.5403	\$ 2.2811	\$ 452.66	\$ 750.80	\$ 80.43	\$ -	\$ 217.70	\$ 298.14	\$ -	\$ -	\$ 298.14
Andersen, Greg & Lori Revocable Trust	53-05-31-301-174.000-004		3	N	\$ 133,600	\$ -	\$ 133,600	\$ 1.5403	\$ 2.2811	\$ 2,057.84	\$ 3,163.85	\$ 338.98	\$ -	\$ 767.02	\$ 1,106.01	\$ 69.36	\$ 14.76	\$ 1,021.89
Brown, Christopher Adam	53-05-31-301-177.000-004		3	N	\$ 106,300	\$ 69,455	\$ 36,845	\$ 1.5403	\$ 2.2811	\$ 547.40	\$ 907.94	\$ 97.27	\$ -	\$ 263.27	\$ 360.54	\$ 69.36	\$ 22.20	\$ 268.98
Thrasher, Mark K	53-05-31-301-171.000-004		3	N	\$ 94,900	\$ 62,465	\$ 32,435	\$ 1.5403	\$ 2.2811	\$ 481.88	\$ 799.28	\$ 85.63	\$ -	\$ 231.76	\$ 317.40	\$ -	\$ -	\$ 317.40
Johnson, Marcia D Revocable Trust	53-05-31-301-162.000-004		3	N	\$ 141,800	\$ 77,025	\$ 64,775	\$ 1.5403	\$ 2.2811	\$ 965.24	\$ 1,601.01	\$ 171.54	\$ -	\$ 464.23	\$ 635.77	\$ 69.36	\$ 22.20	\$ 544.21
Gudeman, Mary Ann	53-05-31-301-110.000-004		3	N	\$ 117,800	\$ 82,400	\$ 35,400	\$ 1.5403	\$ 2.2811	\$ 525.94	\$ 872.35	\$ 93.47	\$ -	\$ 252.94	\$ 346.41	\$ 69.36	\$ 14.76	\$ 262.29
KNN Properties, LLC	53-05-31-301-051.000-004		3	N	\$ 37,400	\$ -	\$ 37,400	\$ 1.5403	\$ 2.2811	\$ 576.08	\$ 955.50	\$ 102.38	\$ -	\$ 277.05	\$ 379.42	\$ -	\$ -	\$ 379.42
Ritter, Danny J	53-05-31-301-071.000-004		3	N	\$ 175,900	\$ 75,695	\$ 100,205	\$ 1.5403	\$ 2.2811	\$ 1,512.32	\$ 2,508.43	\$ 268.77	\$ -	\$ 727.34	\$ 996.11	\$ 69.36	\$ 14.76	\$ 911.99

City of Bloomington

Area #3: North Island Annexation Area - Tax Impacts Analysis



Note (1): This section shoes the inc/(dec) in tax bills due to differences between township fire protection rates and the Monroe Fire Protection District fire rate

Owner Name	Parcel #	Waiver	Annexation Area	AG	2020 Pay 2021 Gross AV	2020 Pay 2021 Deductions /Exemptions	2020 Pay 2021 NAV	Pre-Annex 2020 Pay 2021 Prop Tax Rate	Post-Annex Prop Tax Rate	Pre-Annex Tax Bill	Post-Annex Tax Bill	Net Tax Bill Increase Due Solely to AV Growth (12% - Aggregate over 4 years)	Net Tax Bill Increase Due to Difference Between Fire Rates (1)	Net Tax Bill Increase Due to Annexation	Total Post-Annexation Net Tax Bill Increase	Benefit 1 Yearly Sewer Bill Savings (@ 4000 Gal/Month)	Benefit 2 Yearly Fire Protection (Water Surcharge) Savings	Post-Annex Tax Bill Inc/(Dec) Net of Benefits
Franklin, Anthony	53-05-31-301-039.000-004		3	N	\$ 144,000	\$ 82,650	\$ 61,350	\$ 1.5403	\$ 2.2811	\$ 911.48	\$ 1,511.82	\$ 161.98	\$ -	\$ 438.36	\$ 600.34	\$ 69.36	\$ 14.76	\$ 516.22
Westmoreland LLC	53-05-31-301-055.000-004		3	N	\$ 178,700	\$ -	\$ 178,700	\$ 1.5403	\$ 2.2811	\$ 2,752.52	\$ 4,202.45	\$ 450.26	\$ -	\$ 999.67	\$ 1,449.93	\$ -	\$ -	\$ 1,449.93
Roll, Douglas H	53-05-31-301-180.000-004	1365	3	N	\$ 144,500	\$ 79,675	\$ 64,825	\$ 1.5403	\$ 2.2811	\$ 966.38	\$ 1,602.89	\$ 171.74	\$ -	\$ 464.77	\$ 636.51	\$ -	\$ -	\$ 636.51
Chilton, Theron G	53-05-31-301-025.000-004		3	N	\$ 127,100	\$ 100,260	\$ 26,840	\$ 1.5403	\$ 2.2811	\$ 398.76	\$ 661.40	\$ 70.87	\$ -	\$ 191.77	\$ 262.64	\$ 69.36	\$ 14.76	\$ 178.52
Stewart, Darlene S F	53-05-31-301-035.000-004		3	N	\$ 126,200	\$ 56,340	\$ 69,860	\$ 1.5403	\$ 2.2811	\$ 1,064.56	\$ 1,664.72	\$ 178.36	\$ -	\$ 421.80	\$ 600.16	\$ -	\$ -	\$ 600.16
Stewart, Darlene S F	53-05-31-301-093.000-004		3	N	\$ 21,000	\$ -	\$ 21,000	\$ 1.5403	\$ 2.2811	\$ 323.46	\$ 536.51	\$ 57.48	\$ -	\$ 155.57	\$ 213.05	\$ -	\$ -	\$ 213.05
Jones, Jeffrey S	53-05-31-301-172.000-004		3	N	\$ 131,100	\$ -	\$ 131,100	\$ 1.5403	\$ 2.2811	\$ 2,019.32	\$ 3,078.04	\$ 329.79	\$ -	\$ 728.93	\$ 1,058.72	\$ 69.36	\$ 22.20	\$ 967.16
Sumner, Max R	53-05-31-301-076.000-004		3	N	\$ 144,100	\$ 82,685	\$ 61,415	\$ 1.5403	\$ 2.2811	\$ 912.44	\$ 1,513.42	\$ 162.16	\$ -	\$ 438.82	\$ 600.98	\$ 69.36	\$ 22.20	\$ 509.42
McCadden, Joseph T & Mollie R	53-05-31-301-103.000-004		3	N	\$ 166,000	\$ 86,790	\$ 79,210	\$ 1.5403	\$ 2.2811	\$ 1,177.68	\$ 1,953.38	\$ 209.29	\$ -	\$ 566.41	\$ 775.70	\$ 69.36	\$ 22.20	\$ 684.14
Curry, Lawrence W. & Wilma Jean	53-05-31-301-187.000-004		3	N	\$ 164,300	\$ 86,090	\$ 78,210	\$ 1.5403	\$ 2.2811	\$ 1,163.00	\$ 1,929.01	\$ 206.68	\$ -	\$ 559.33	\$ 766.01	\$ 69.36	\$ 14.76	\$ 681.89
Callanan, Patrick J & Sara Bloomer	53-05-31-301-129.000-004	1388	3	N	\$ 151,000	\$ 80,875	\$ 70,125	\$ 1.5403	\$ 2.2811	\$ 1,043.76	\$ 1,731.23	\$ 185.49	\$ -	\$ 501.98	\$ 687.47	\$ 69.36	\$ 37.08	\$ 581.03
Triple Crown Ventures LLC	53-05-31-301-117.000-004		3	N	\$ 29,000	\$ -	\$ 29,000	\$ 1.5403	\$ 2.2811	\$ 446.68	\$ 740.90	\$ 79.38	\$ -	\$ 214.84	\$ 294.22	\$ -	\$ -	\$ 294.22
Slater, William H Jr & Sunny K	53-05-31-301-148.000-004		3	N	\$ 127,700	\$ 3,000	\$ 124,700	\$ 1.5403	\$ 2.2811	\$ 1,920.76	\$ 2,994.98	\$ 320.89	\$ -	\$ 753.33	\$ 1,074.22	\$ 69.36	\$ 22.20	\$ 982.66
Sipes, Christopher	53-05-31-301-151.000-004		3	N	\$ 155,700	\$ 79,675	\$ 76,025	\$ 1.5403	\$ 2.2811	\$ 1,138.88	\$ 1,889.03	\$ 202.40	\$ -	\$ 547.75	\$ 750.15	\$ 69.36	\$ 37.08	\$ 643.71
Triple Crown Ventures LLC	53-05-31-301-032.000-004		3	N	\$ 122,000	\$ -	\$ 122,000	\$ 1.5403	\$ 2.2811	\$ 1,879.16	\$ 2,880.94	\$ 308.67	\$ -	\$ 693.11	\$ 1,001.78	\$ 69.36	\$ 14.76	\$ 917.66
Triple Crown Ventures LLC	53-05-31-301-121.000-004		3	N	\$ 29,000	\$ -	\$ 29,000	\$ 1.5403	\$ 2.2811	\$ 446.68	\$ 740.90	\$ 79.38	\$ -	\$ 214.84	\$ 294.22	\$ -	\$ -	\$ 294.22
Toso, Justin T & McGuire, Caitlin E	53-05-31-301-016.000-004		3	N	\$ 122,700	\$ 74,495	\$ 48,205	\$ 1.5403	\$ 2.2811	\$ 716.18	\$ 1,187.90	\$ 127.28	\$ -	\$ 344.44	\$ 471.72	\$ 69.36	\$ 22.20	\$ 380.16
Reynolds, Diana J; Howey, Patricia L	53-05-31-301-059.000-004		3	N	\$ 89,400	\$ -	\$ 89,400	\$ 1.5403	\$ 2.2811	\$ 1,377.04	\$ 2,098.98	\$ 224.89	\$ -	\$ 497.05	\$ 721.94	\$ 69.36	\$ 22.20	\$ 630.38
Hale, Rebecca A	53-05-31-301-137.000-004		3	N	\$ 193,200	\$ 92,695	\$ 100,505	\$ 1.5403	\$ 2.2811	\$ 1,502.76	\$ 2,470.87	\$ 264.74	\$ -	\$ 703.36	\$ 968.11	\$ 69.36	\$ 14.76	\$ 883.99
Reynolds, Steve E Jr & Kim Stephens	53-05-31-301-018.000-004		3	N	\$ 95,200	\$ 75,050	\$ 20,150	\$ 1.5403	\$ 2.2811	\$ 299.36	\$ 496.55	\$ 53.20	\$ -	\$ 143.99	\$ 197.19	\$ 69.36	\$ 22.20	\$ 105.63
Whiteman, Terri L	53-05-31-301-043.000-004		3	N	\$ 88,500	\$ -	\$ 88,500	\$ 1.5403	\$ 2.2811	\$ 1,363.16	\$ 2,077.85	\$ 222.63	\$ -	\$ 492.07	\$ 714.69	\$ 69.36	\$ 14.76	\$ 630.57
Llewellyn, Steven M & Arlyn E	53-05-31-301-192.000-004	1374	3	N	\$ 148,700	\$ 84,295	\$ 64,405	\$ 1.5403	\$ 2.2811	\$ 956.86	\$ 1,587.11	\$ 170.05	\$ -	\$ 460.19	\$ 630.25	\$ 69.36	\$ 14.76	\$ 546.13
Fitzgearld, Lisa Anne & Patrick J	53-05-31-301-198.000-004		3	N	\$ 197,300	\$ 100,605	\$ 96,695	\$ 1.5403	\$ 2.2811	\$ 1,436.60	\$ 2,291.64	\$ 245.53	\$ -	\$ 609.52	\$ 855.04	\$ 69.36	\$ 37.08	\$ 748.60
Hickman, Richard A.	53-05-31-301-157.000-004		3	N	\$ 48,600	\$ 35,964	\$ 12,636	\$ 1.5403	\$ 2.2811	\$ 187.72	\$ 311.37	\$ 33.36	\$ -	\$ 90.30	\$ 123.65	\$ 69.36	\$ 14.76	\$ 39.53
Hsieh, Ming-Feng; Lin, Mei-Hui	53-05-31-301-185.000-004		3	N	\$ 185,600	\$ -	\$ 185,600	\$ 1.5403	\$ 2.2811	\$ 2,858.80	\$ 4,390.94	\$ 470.46	\$ -	\$ 1,061.68	\$ 1,532.14	\$ 69.36	\$ 22.20	\$ 1,440.58
Turi, Jordan M & Turi, Jeremy L	53-05-31-301-150.000-004		3	N	\$ 80,800	\$ 60,530	\$ 20,270	\$ 1.5403	\$ 2.2811	\$ 301.16	\$ 499.49	\$ 53.51	\$ -	\$ 144.82	\$ 198.33	\$ 69.36	\$ 14.76	\$ 114.21
Padawan, Jacob Arthur	53-05-31-301-135.000-004		3	N	\$ 28,300	\$ 20,054	\$ 8,246	\$ 1.5403	\$ 2.2811	\$ 123.16	\$ 204.30	\$ 21.90	\$ -	\$ 59.24	\$ 81.14	\$ 69.36	\$ 22.20	\$ (10.42)
Baumann, Carol & Terry; Baumann, Rebecca & Lisa Anne Delgado	53-05-31-301-078.000-004	2194	3	N	\$ 156,700	\$ 87,095	\$ 69,605	\$ 1.5403	\$ 2.2811	\$ 1,034.12	\$ 1,715.25	\$ 183.78	\$ -	\$ 497.34	\$ 681.13	\$ 69.36	\$ 22.20	\$ 589.57
Fromlak, Eve L	53-05-31-301-108.000-004		3	N	\$ 186,100	\$ 88,785	\$ 97,315	\$ 1.5403	\$ 2.2811	\$ 1,454.52	\$ 2,401.60	\$ 257.32	\$ -	\$ 689.76	\$ 947.08	\$ 69.36	\$ 14.76	\$ 862.96
Fromlak, Eve L	53-05-31-301-083.000-004		3	N	\$ 49,400	\$ -	\$ 49,400	\$ 1.5403	\$ 2.2811	\$ 760.92	\$ 1,262.08	\$ 135.22	\$ -	\$ 365.94	\$ 501.16	\$ -	\$ -	\$ 501.16
Goodbeer, Christopher M; Ellis, William	53-05-31-301-184.000-004		3	N	\$ 157,100	\$ 87,235	\$ 69,865	\$ 1.5403	\$ 2.2811	\$ 1,037.98	\$ 1,721.65	\$ 184.47	\$ -	\$ 499.21	\$ 683.67	\$ 69.36	\$ 14.76	\$ 599.55
Doolittle, Gardner	53-05-31-301-139.000-004		3	N	\$ 108,800	\$ -	\$ 108,800	\$ 1.5403	\$ 2.2811	\$ 1,675.84	\$ 2,554.47	\$ 273.69	\$ -	\$ 604.93	\$ 878.63	\$ 69.36	\$ 14.76	\$ 794.51
Stewart, Darlene F	53-05-31-301-045.000-004		3	N	\$ 102,600	\$ -	\$ 102,600	\$ 1.5403	\$ 2.2811	\$ 1,580.36	\$ 2,410.76	\$ 258.30	\$ -	\$ 572.11	\$ 830.40	\$ -	\$ -	\$ 830.40
Morrison, Edna	53-05-31-301-142.000-004		3	N	\$ 110,700	\$ 3,000	\$ 107,700	\$ 1.5403	\$ 2.2811	\$ 1,658.92	\$ 2,561.55	\$ 274.45	\$ -	\$ 628.18	\$ 902.63	\$ 69.36	\$ 22.20	\$ 811.07
Tullar, John	53-05-31-301-158.000-004		3	N	\$ 80,500	\$ 60,425	\$ 20,075	\$ 1.5403	\$ 2.2811	\$ 298.26	\$ 494.70	\$ 53.00	\$ -	\$ 143.44	\$ 196.44	\$ 69.36	\$ 14.76	\$ 112.32
Houghtelin, John C	53-05-31-301-089.000-004		3	N	\$ 114,500	\$ 72,325	\$ 42,175	\$ 1.5403	\$ 2.2811	\$ 626.60	\$ 1,039.30	\$ 111.35	\$ -	\$ 301.34	\$ 412.70	\$ 69.36	\$ 22.20	\$ 321.14
Megnin, Donna & Milroy, Donna	53-05-31-301-153.000-004		3	N	\$ 98,800	\$ 59,665	\$ 39,135	\$ 1.5403	\$ 2.2811	\$ 587.92	\$ 975.16	\$ 104.48	\$ -	\$ 282.76	\$ 387.24	\$ 69.36	\$ 22.20	\$ 295.68
Goble Family Trust	53-05-31-301-199.000-004		3	N	\$ 174,100	\$ 89,205	\$ 84,895	\$ 1.5403	\$ 2.2811	\$ 1,262.80	\$ 2,078.63	\$ 222.70	\$ -	\$ 593.13	\$ 815.83	\$ 69.36	\$ 22.20	\$ 724.27

City of Bloomington

Area #4: Central Island Annexation Area - Tax Impacts Analysis

Note (1): This section shows the inc/(dec) in tax bills due to differences between township fire protection rates and the Monroe Fire Protection District fire rate

Owner Name	Parcel #	Waiver	Annexation Area	AG	2020 Pay 2021 Gross AV	2020 Pay 2021 Deductions /Exemptions	2020 Pay 2021 NAV	Pre-Annex 2020 Pay 2021 Prop Tax Rate	Post-Annex Prop Tax Rate	Pre-Annex Tax Bill	Post-Annex Tax Bill	Net Tax Bill Increase Due Solely to AV Growth (12% - Aggregate over 4 years)	Net Tax Bill Increase Due to Difference Between Fire Rates (1)	Net Tax Bill Increase Due to Annexation	Total Post-Annexation Net Tax Bill Increase	Benefit 1 Yearly Sewer Bill Savings (@ 4000 Gal/Month)	Benefit 2 Yearly Fire Protection (Water Surcharge) Savings	Post-Annex Tax Bill Inc/(Dec) Net of Benefits
Pless, Beth E	53-08-06-102-007.000-008		4	N	\$ 118,900	\$ 73,760	\$ 45,140	\$ 1.5437	\$ 2.2845	\$ 672.12	\$ 1,114.01	\$ 119.36	\$ -	\$ 322.53	\$ 441.89	\$ 69.36	\$ 14.76	\$ 357.77
McAleer, Patrick K	53-08-06-100-011.000-008		4	N	\$ 97,900	\$ 66,515	\$ 31,385	\$ 1.5437	\$ 2.2845	\$ 467.32	\$ 774.55	\$ 82.98	\$ -	\$ 224.24	\$ 307.23	\$ 69.36	\$ 22.20	\$ 215.67
Haberman, David & Haberman-Ducey, Meagan	53-08-06-100-023.000-008		4	N	\$ 123,500	\$ 75,475	\$ 48,025	\$ 1.5437	\$ 2.2845	\$ 715.08	\$ 1,185.21	\$ 126.99	\$ -	\$ 343.14	\$ 470.13	\$ 69.36	\$ 22.20	\$ 378.57
Foster, James M & Marileigh H	53-08-06-100-096.000-008		4	N	\$ 189,400	\$ 91,680	\$ 97,720	\$ 1.5437	\$ 2.2845	\$ 1,464.10	\$ 2,413.98	\$ 258.63	\$ -	\$ 691.24	\$ 949.88	\$ 69.36	\$ 22.20	\$ 858.32
May, Jessica Amber	53-08-06-102-028.000-008		4	N	\$ 143,500	\$ 82,475	\$ 61,025	\$ 1.5437	\$ 2.2845	\$ 908.64	\$ 1,506.04	\$ 161.36	\$ -	\$ 436.04	\$ 597.40	\$ 69.36	\$ 22.20	\$ 505.84
Brinegar, James I. & Barbara L	53-08-06-102-031.000-008		4	N	\$ 139,000	\$ 91,900	\$ 47,100	\$ 1.5437	\$ 2.2845	\$ 129.56	\$ 132.15	\$ -	\$ 24.91	\$ 2.59	\$ 2.59	\$ 69.36	\$ 22.20	\$ (88.97)
Davis, Jerry L	53-08-06-102-011.000-008		4	N	\$ 9,000	\$ -	\$ 9,000	\$ 1.5437	\$ 2.2845	\$ 138.92	\$ 230.28	\$ 24.67	\$ 43.40	\$ 66.68	\$ 91.36	\$ -	\$ -	\$ 91.36
Combs, James A.	53-08-06-102-010.000-008		4	N	\$ 88,200	\$ 59,595	\$ 28,605	\$ 1.5437	\$ 2.2845	\$ 426.74	\$ 707.31	\$ 75.79	\$ -	\$ 204.78	\$ 280.57	\$ 69.36	\$ 22.20	\$ 189.01
Koeppen, Julie L	53-08-06-100-037.000-008		4	N	\$ 141,900	\$ -	\$ 141,900	\$ 1.5437	\$ 2.2845	\$ 2,190.52	\$ 3,339.62	\$ 357.82	\$ -	\$ 791.28	\$ 1,149.10	\$ 69.36	\$ 22.20	\$ 1,057.54
Burket, Mark C & Deborah J	53-08-06-100-072.000-008	2488	4	N	\$ 269,500	\$ 115,550	\$ 153,950	\$ 1.5437	\$ 2.2845	\$ 2,307.84	\$ 3,530.11	\$ 378.23	\$ -	\$ 844.05	\$ 1,222.27	\$ 69.36	\$ 22.20	\$ 1,130.71
LTB Properties LLC	53-08-06-100-043.000-008		4	N	\$ 116,800	\$ 3,000	\$ 113,800	\$ 1.5437	\$ 2.2845	\$ 1,756.72	\$ 2,739.06	\$ 293.47	\$ -	\$ 688.87	\$ 982.34	\$ 69.36	\$ 22.20	\$ 890.78
LTB Properties LLC	53-08-06-100-079.000-008		4	N	\$ 262,500	\$ -	\$ 262,500	\$ 1.5437	\$ 2.2845	\$ 4,052.20	\$ 6,716.40	\$ 719.61	\$ -	\$ 1,944.59	\$ 2,664.20	\$ 69.36	\$ 22.20	\$ 2,572.64
Saunders, Mark Vincent	53-08-06-100-024.000-008		4	N	\$ 129,300	\$ 77,505	\$ 51,795	\$ 1.5437	\$ 2.2845	\$ 199.72	\$ 1,278.24	\$ 136.95	\$ -	\$ 941.58	\$ 1,078.52	\$ 69.36	\$ 14.76	\$ 994.40
Brinegar, Erika Leigh	53-08-06-105-004.000-008		4	N	\$ 74,900	\$ 55,426	\$ 19,474	\$ 1.5437	\$ 2.2845	\$ 289.96	\$ 480.60	\$ 51.50	\$ -	\$ 139.15	\$ 190.64	\$ 69.36	\$ 22.20	\$ 99.08
Rahn, Patsy B	53-08-06-100-064.000-008		4	N	\$ 104,400	\$ 65,790	\$ 38,610	\$ 1.5437	\$ 2.2845	\$ 574.88	\$ 952.86	\$ 102.09	\$ -	\$ 275.89	\$ 377.98	\$ 69.36	\$ 14.76	\$ 293.86
Schweikhardt, Frank & Sarah	53-08-06-100-066.000-008		4	N	\$ 120,100	\$ 74,285	\$ 45,815	\$ 1.5437	\$ 2.2845	\$ 682.16	\$ 1,130.67	\$ 121.15	\$ -	\$ 327.36	\$ 448.51	\$ 69.36	\$ 14.76	\$ 364.39
Meyerhoffer, Erik J	53-08-06-100-061.000-008		4	N	\$ 108,100	\$ 70,085	\$ 38,015	\$ 1.5437	\$ 2.2845	\$ 566.04	\$ 938.18	\$ 100.52	\$ -	\$ 271.61	\$ 372.14	\$ 69.36	\$ 14.76	\$ 288.02
Rose, William S & Colleen M	53-08-06-100-097.000-008		4	N	\$ 156,700	\$ 83,395	\$ 73,305	\$ 1.5437	\$ 2.2845	\$ 1,092.58	\$ 1,810.92	\$ 194.04	\$ -	\$ 524.31	\$ 718.34	\$ 69.36	\$ 14.76	\$ 634.22
Morning, Jordan T & Makayla L	53-08-06-102-002.000-008		4	N	\$ 128,900	\$ 77,365	\$ 51,535	\$ 1.5437	\$ 2.2845	\$ 767.34	\$ 1,271.83	\$ 136.26	\$ -	\$ 368.22	\$ 504.49	\$ 69.36	\$ 14.76	\$ 420.37
Shine, Donald G & Virginia A	53-08-06-100-016.000-008		4	N	\$ 160,300	\$ 85,355	\$ 74,945	\$ 1.5437	\$ 2.2845	\$ 1,115.92	\$ 1,849.57	\$ 198.16	\$ -	\$ 535.49	\$ 733.65	\$ 69.36	\$ 22.20	\$ 642.09
Prewitt, Dwight & Esther E Joint Revocable Trust	53-08-06-102-004.000-008		4	N	\$ 81,600	\$ -	\$ 81,600	\$ 1.5437	\$ 2.2845	\$ 1,259.66	\$ 1,915.85	\$ 205.27	\$ -	\$ 450.92	\$ 656.19	\$ 69.36	\$ 14.76	\$ 572.07
Ryan, Robert L. & Betty	53-08-06-102-015.000-008		4	N	\$ 20,500	\$ -	\$ 20,500	\$ 1.5437	\$ 2.2845	\$ 316.46	\$ 524.52	\$ 56.20	\$ -	\$ 151.86	\$ 208.06	\$ -	\$ -	\$ 208.06
Ryan, Robert L. & Betty L.	53-08-06-102-019.000-008		4	N	\$ 11,700	\$ -	\$ 11,700	\$ 1.5437	\$ 2.2845	\$ 180.60	\$ 299.36	\$ 32.07	\$ -	\$ 86.69	\$ 118.76	\$ -	\$ -	\$ 118.76
Ryan, Robert Lewis & Betty Lou	53-08-06-102-013.000-008		4	N	\$ 40,800	\$ -	\$ 40,800	\$ 1.5437	\$ 2.2845	\$ 629.84	\$ 1,043.92	\$ 111.85	\$ -	\$ 302.23	\$ 414.08	\$ -	\$ -	\$ 414.08
Koeppen, Julie L	53-08-06-102-014.000-008		4	N	\$ 114,000	\$ -	\$ 114,000	\$ 1.5437	\$ 2.2845	\$ 1,759.82	\$ 2,678.24	\$ 286.95	\$ -	\$ 631.47	\$ 918.42	\$ 69.36	\$ 22.20	\$ 826.86
Pilgrim Holiness Church, Trustees Of	53-08-06-102-017.000-008		4	N	\$ 144,900	\$ -	\$ 144,900	\$ 1.5437	\$ 2.2845	\$ 2,236.82	\$ 3,402.04	\$ 364.50	\$ -	\$ 800.72	\$ 1,165.22	\$ 69.36	\$ 14.76	\$ 1,081.10
Koeppen, Julie L	53-08-06-102-022.000-008		4	N	\$ 19,000	\$ -	\$ 19,000	\$ 1.5437	\$ 2.2845	\$ 293.30	\$ 446.09	\$ 47.80	\$ -	\$ 105.00	\$ 152.79	\$ 69.36	\$ 22.20	\$ 61.23
Scott, Gloria F	53-08-06-100-012.000-008		4	N	\$ 84,900	\$ 72,965	\$ 11,935	\$ 1.5437	\$ 2.2845	\$ 26.64	\$ 27.17	\$ -	\$ -	\$ 0.53	\$ 0.53	\$ 69.36	\$ 22.20	\$ (91.03)
Koop, Ethel Delores	53-08-06-100-006.000-008		4	N	\$ 105,100	\$ 69,035	\$ 36,065	\$ 1.5437	\$ 2.2845	\$ 537.00	\$ 890.06	\$ 95.37	\$ -	\$ 257.69	\$ 353.06	\$ 69.36	\$ 22.20	\$ 261.50
Ayers, Roger L & Dorothy L Borders	53-08-06-100-067.000-008	1701	4	N	\$ 151,900	\$ 85,415	\$ 66,485	\$ 1.5437	\$ 2.2845	\$ 989.94	\$ 1,640.79	\$ 175.79	\$ -	\$ 475.05	\$ 650.85	\$ 69.36	\$ 22.20	\$ 559.29
Nahas, Adam M & Nahas, Roberta C	53-08-06-102-006.000-008		4	N	\$ 159,400	\$ 88,040	\$ 71,360	\$ 1.5437	\$ 2.2845	\$ 1,062.52	\$ 1,761.09	\$ 188.68	\$ -	\$ 509.89	\$ 698.57	\$ 69.36	\$ 22.20	\$ 607.01
Wagoner, Scott H & Hood-Wagoner, Deana L	53-08-06-100-098.000-008		4	N	\$ 260,500	\$ 123,250	\$ 137,250	\$ 1.5437	\$ 2.2845	\$ 2,043.60	\$ 3,060.03	\$ 327.86	\$ -	\$ 688.57	\$ 1,016.43	\$ 69.36	\$ 22.20	\$ 924.87
Webb, Twylla	53-08-06-100-059.000-008		4	N	\$ 148,600	\$ -	\$ 148,600	\$ 1.5437	\$ 2.2845	\$ 2,293.94	\$ 3,488.91	\$ 373.81	\$ -	\$ 821.16	\$ 1,194.97	\$ 69.36	\$ 22.20	\$ 1,103.41
Bertin, Amber N	53-08-06-102-008.000-008		4	N	\$ 87,900	\$ 63,015	\$ 24,885	\$ 1.5437	\$ 2.2845	\$ 370.52	\$ 614.14	\$ 65.80	\$ -	\$ 177.82	\$ 243.62	\$ 69.36	\$ 22.20	\$ 152.06
Michael, Stephanie N	53-08-06-102-001.000-008		4	N	\$ 146,100	\$ 83,070	\$ 63,030	\$ 1.5437	\$ 2.2845	\$ 938.48	\$ 1,555.53	\$ 166.67	\$ -	\$ 450.38	\$ 617.05	\$ -	\$ -	\$ 617.05
Hazel, Lawrence F Jr & Hazel, Teresa	53-08-06-102-026.000-008		4	N	\$ 105,500	\$ 66,175	\$ 39,325	\$ 1.5437	\$ 2.2845	\$ 585.52	\$ 970.50	\$ 103.98	\$ -	\$ 280.99	\$ 384.98	\$ 69.36	\$ 14.76	\$ 300.86
Leach, Steven F	53-08-06-102-016.000-008		4	N	\$ 65,400	\$ -	\$ 65,400	\$ 1.5437	\$ 2.2845	\$ 1,009.58	\$ 1,535.50	\$ 164.52	\$ -	\$ 361.40	\$ 525.92	\$ -	\$ -	\$ 525.92
Peay, Lisa A	53-08-06-102-021.000-008		4	N	\$ 92,700	\$ 63,785	\$ 28,915	\$ 1.5437	\$ 2.2845	\$ 430.52	\$ 713.59	\$ 76.46	\$ -	\$ 206.61	\$ 283.07	\$ 69.36	\$ 22.20	\$ 191.51
Wright, Robert James Living Trust (50% interest); Wright, Pamela Jean Living Trust	53-08-06-104-124.000-008		4	N	\$ 94,300	\$ -	\$ 94,300	\$ 1.5437	\$ 2.2845	\$ 1,455.72	\$ 2,214.03	\$ 237.22	\$ -	\$ 521.09	\$ 758.31	\$ -	\$ -	\$ 758.31
Cowden, Donald L Revocable Trust	53-08-06-104-051.000-008		4	N	\$ 1,900	\$ -	\$ 1,900	\$ 1.5437	\$ 2.2845	\$ 29.32	\$ 48.61	\$ 5.21	\$ -	\$ 14.09	\$ 19.29	\$ -	\$ -	\$ 19.29
Nelson, Japeth & Ashlee (1/2 interest); Eller, Ronald L (1/2 interest)	53-08-06-104-048.000-008	2123	4	N	\$ 114,000	\$ 72,150	\$ 41,850	\$ 1.5437	\$ 2.2845	\$ 623.12	\$ 1,032.81	\$ 110.66	\$ -	\$ 299.03	\$ 409.69	\$ 69.36	\$ 22.20	\$ 318.13
Beauchamp, Erica	53-08-06-104-096.000-008		4	N	\$ 128,500	\$ 74,050	\$ 54,450	\$ 1.5437	\$ 2.2845	\$ 811.02	\$ 1,344.23	\$ 144.02	\$ -	\$ 389.18	\$ 533.21	\$ 69.36	\$ 22.20	\$ 441.65
Enyiaku, Stephen I	53-08-06-104-119.000-008		4	N	\$ 157,800	\$ 101,165	\$ 56,635	\$ 1.5437	\$ 2.2845	\$ 843.28	\$ 860.15	\$ -	\$ -	\$ 16.87	\$ 16.87	\$ 69.36	\$ 22.20	\$ (74.69)
Oliphant, Erika L	53-08-06-104-092.000-008		4	N	\$ 139,000	\$ 80,900	\$ 58,100	\$ 1.5437	\$ 2.2845	\$ 865.08	\$ 1,433.86	\$ 153.63	\$ -	\$ 415.15	\$ 568.78	\$ 69.36	\$ 22.20	\$ 477.22
Pennington, Stephen Lynn & Judith A	53-08-06-104-097.000-008		4	N	\$ 150,600	\$ 84,960	\$ 65,640	\$ 1.5437	\$ 2.2845	\$ 977.36	\$ 1,619.94	\$ 173.57	\$ -	\$ 469.01	\$ 642.58	\$ 69.36	\$ 22.20	\$ 551.02
Kaji, George & Yoneko	53-08-06-104-049.000-008		4	N	\$ 136,700	\$ -	\$ 136,700	\$ 1.5437	\$ 2.2845	\$ 2,110.24	\$ 3,209.52	\$ 343.88	\$ -	\$ 755.40	\$ 1,099.28	\$ 69.36	\$ 22.20	\$ 1,007.72
Cowden, Donald L Revocable Trust	53-08-06-104-050.000-008		4	N	\$ 1,900	\$ -	\$ 1,900	\$ 1.5437	\$ 2.2845	\$ 29.32	\$ 48.61	\$ 5.21	\$ -	\$ 14.09	\$ 19.29	\$ -	\$ -	\$ 19.29
Cloud, Jacqueline K	53-08-06-104-052.000-008	2374	4	N	\$ 155,100	\$ 86,535	\$ 68,565	\$ 1.5437	\$ 2.2845	\$ 1,020.92	\$ 1,692.12	\$ 181.30	\$ -	\$ 489.90	\$ 671.20	\$ 69.36	\$ 22.20	\$ 579.64
Felling, Camilla E	53-08-06-104-123.000-008	2395	4	N	\$ 160,700	\$ 85,495	\$ 75,205	\$ 1.5437	\$ 2.2845	\$ 1,119.76	\$ 1,855.99	\$ 198.86	\$ -	\$ 537.36	\$ 736.23	\$ 69.36	\$ 22.20	\$ 644.67

City of Bloomington

Area #4: Central Island Annexation Area - Tax Impacts Analysis

Note (1): This section shows the inc/(dec) in tax bills due to differences between township fire protection rates and the Monroe Fire Protection District fire rate

Owner Name	Parcel #	Waiver	Annexation Area	AG	2020 Pay 2021 Gross AV	2020 Pay 2021 Deductions /Exemptions	2020 Pay 2021 NAV	Pre-Annex 2020 Pay 2021 Prop Tax Rate	Post-Annex Prop Tax Rate	Pre-Annex Tax Bill	Post-Annex Tax Bill	Net Tax Bill Increase Due Solely to AV Growth (12% - Aggregate over 4 years)	Net Tax Bill Increase Due to Difference Between Fire Rates (1)	Net Tax Bill Increase Due to Annexation	Total Post-Annexation Net Tax Bill Increase	Benefit 1 Yearly Sewer Bill Savings (@ 4000 Gal/Month)	Benefit 2 Yearly Fire Protection (Water Surcharge) Savings	Post-Annex Tax Bill Inc/(Dec) Net of Benefits
Hanna, Donald E Family Trust & Hanna, Virginia Carol Rev Liv Trust	53-08-06-104-100.000-008		4	N	\$ 33,500	\$ -	\$ 33,500	\$ 1.5437	\$ 2.2845	\$ 517.14	\$ 857.14	\$ 91.84	\$ -	\$ 248.16	\$ 340.00	\$ -	\$ -	\$ 340.00
Terry, Bethany G	53-08-06-104-099.000-008	2092	4	N	\$ 146,000	\$ 83,350	\$ 62,650	\$ 1.5437	\$ 2.2845	\$ 932.84	\$ 1,546.15	\$ 165.66	\$ -	\$ 447.65	\$ 613.31	\$ 69.36	\$ 22.20	\$ 521.75
Erickson, John A	53-08-06-104-054.000-008	2445	4	N	\$ 174,100	\$ 90,185	\$ 83,915	\$ 1.5437	\$ 2.2845	\$ 1,249.48	\$ 2,040.43	\$ 218.62	\$ -	\$ 572.33	\$ 790.95	\$ 69.36	\$ 22.20	\$ 699.39
Wallen, James; Defever, Elke	53-08-06-104-059.000-008	1497	4	N	\$ 178,400	\$ 91,515	\$ 86,885	\$ 1.5437	\$ 2.2845	\$ 1,293.96	\$ 2,098.44	\$ 224.83	\$ -	\$ 579.65	\$ 804.48	\$ 69.36	\$ 22.20	\$ 712.92
Hodges, Regina R	53-08-06-104-098.000-008		4	N	\$ 157,200	\$ 87,270	\$ 69,930	\$ 1.5437	\$ 2.2845	\$ 1,041.24	\$ 1,725.81	\$ 184.92	\$ -	\$ 499.65	\$ 684.57	\$ 69.36	\$ 22.20	\$ 593.01
Post, Paul R & Kristy W	53-08-06-104-094.000-008	2395	4	N	\$ 143,200	\$ 82,370	\$ 60,830	\$ 1.5437	\$ 2.2845	\$ 905.72	\$ 1,501.23	\$ 160.85	\$ -	\$ 434.65	\$ 595.51	\$ 69.36	\$ 22.20	\$ 503.95
Warren, Sandra Lee	53-08-06-104-053.000-008		4	N	\$ 131,600	\$ 78,310	\$ 53,290	\$ 1.5437	\$ 2.2845	\$ 793.48	\$ 1,315.15	\$ 140.91	\$ -	\$ 380.76	\$ 521.67	\$ 69.36	\$ 22.20	\$ 430.11
Reyes, Raymond & Rosanna Amantia	53-08-06-104-058.000-008		4	N	\$ 126,000	\$ 76,350	\$ 49,650	\$ 1.5437	\$ 2.2845	\$ 739.28	\$ 1,225.31	\$ 131.28	\$ -	\$ 354.75	\$ 486.03	\$ 69.36	\$ 22.20	\$ 394.47
Brinson, Alexis	53-08-06-104-057.000-008	1421	4	N	\$ 151,900	\$ 121,375	\$ 30,525	\$ 1.5437	\$ 2.2845	\$ 454.50	\$ 753.33	\$ 80.71	\$ -	\$ 218.11	\$ 298.83	\$ 69.36	\$ 22.20	\$ 207.27
Brackney, Susan M	53-08-06-102-023.000-008		4	N	\$ 72,200	\$ 56,428	\$ 15,772	\$ 1.5437	\$ 2.2845	\$ 234.84	\$ 389.25	\$ 41.71	\$ -	\$ 112.70	\$ 154.41	\$ 69.36	\$ 22.20	\$ 62.85
Elaine, Joy	53-08-06-104-093.000-008	2105	4	N	\$ 152,100	\$ 84,085	\$ 68,015	\$ 1.5437	\$ 2.2845	\$ 1,013.28	\$ 1,679.46	\$ 179.95	\$ -	\$ 486.23	\$ 666.18	\$ 69.36	\$ 22.20	\$ 574.62
Ruiz, Leslie C & Francisco D Lemus	53-08-06-104-122.000-008		4	N	\$ 182,700	\$ 96,195	\$ 86,505	\$ 1.5437	\$ 2.2845	\$ 1,288.04	\$ 2,134.87	\$ 228.74	\$ -	\$ 618.09	\$ 846.83	\$ 69.36	\$ 22.20	\$ 755.27
Sowder, Rhoten K.	53-08-06-100-071.000-008		4	N	\$ 173,800	\$ -	\$ 173,800	\$ 1.5437	\$ 2.2845	\$ 2,682.96	\$ 4,200.50	\$ 450.05	\$ -	\$ 1,067.49	\$ 1,517.54	\$ 69.36	\$ 22.20	\$ 1,425.98
Shady Acres Dev Corp	53-08-06-100-068.000-008		4	N	\$ 1,297,000	\$ 3,000	\$ 1,294,000	\$ 1.5437	\$ 2.2845	\$ 19,975.48	\$ 30,448.46	\$ 3,262.33	\$ -	\$ 7,210.64	\$ 10,472.98	\$ 69.36	\$ 118.68	\$ 10,284.94
Small, Donald E & Anita D	53-08-06-102-032.000-008		4	N	\$ 115,800	\$ 72,780	\$ 43,020	\$ 1.5437	\$ 2.2845	\$ 640.56	\$ 1,061.68	\$ 113.74	\$ -	\$ 307.38	\$ 421.12	\$ 69.36	\$ 14.76	\$ 337.00
Ladd, Norman A, Pamela J & Ladd, Simon N	53-08-06-105-001.000-008		4	N	\$ 99,400	\$ -	\$ 99,400	\$ 1.5437	\$ 2.2845	\$ 1,534.44	\$ 2,333.77	\$ 250.05	\$ -	\$ 549.28	\$ 799.33	\$ 69.36	\$ 22.20	\$ 707.77
Ettinger, Miranda R	53-08-06-100-019.000-008		4	N	\$ 138,700	\$ 80,795	\$ 57,905	\$ 1.5437	\$ 2.2845	\$ 862.18	\$ 1,429.04	\$ 153.12	\$ -	\$ 413.74	\$ 566.86	\$ 69.36	\$ 22.20	\$ 475.30
Bryan Rental Inc	53-08-06-100-027.000-008	1632	4	N	\$ 218,200	\$ -	\$ 218,200	\$ 1.5437	\$ 2.2845	\$ 3,368.36	\$ 5,582.93	\$ 598.17	\$ -	\$ 1,616.40	\$ 2,214.57	\$ -	\$ -	\$ 2,214.57
Doc-Premier Landmark MOBs LLC	53-08-06-100-027.001-008	1632	4	N	\$ 260,900	\$ -	\$ 260,900	\$ 1.5437	\$ 2.2845	\$ 4,027.52	\$ 6,675.46	\$ 715.23	\$ -	\$ 1,932.72	\$ 2,647.94	\$ -	\$ -	\$ 2,647.94
Cook, Andrew D & Daniela P	53-08-06-100-010.000-008		4	N	\$ 165,000	\$ 89,685	\$ 75,315	\$ 1.5437	\$ 2.2845	\$ 1,121.40	\$ 1,858.70	\$ 199.15	\$ -	\$ 538.15	\$ 737.30	\$ 69.36	\$ 22.20	\$ 645.74
Moffet Properties LLC	53-08-06-100-034.000-008		4	N	\$ 345,400	\$ -	\$ 345,400	\$ 1.5437	\$ 2.2845	\$ 5,331.94	\$ 8,109.49	\$ 868.87	\$ -	\$ 1,908.68	\$ 2,777.55	\$ -	\$ -	\$ 2,777.55
Leach, Steven F	53-08-06-102-009.000-008		4	N	\$ 115,300	\$ 69,605	\$ 45,695	\$ 1.5437	\$ 2.2845	\$ 680.38	\$ 1,127.70	\$ 120.82	\$ -	\$ 326.51	\$ 447.32	\$ 69.36	\$ 22.20	\$ 355.76
Walker, Nina Irene & David R	53-08-06-100-026.000-008		4	N	\$ 141,300	\$ 93,625	\$ 47,675	\$ 1.5437	\$ 2.2845	\$ 709.86	\$ 1,176.57	\$ 126.06	\$ -	\$ 340.65	\$ 466.71	\$ 69.36	\$ 14.76	\$ 382.59
Shuffitt, Arvine W & Patricia	53-08-06-100-040.000-008		4	N	\$ 267,800	\$ 119,830	\$ 147,970	\$ 1.5437	\$ 2.2845	\$ 2,208.14	\$ 3,278.72	\$ 351.28	\$ -	\$ 719.29	\$ 1,070.58	\$ 69.36	\$ 22.20	\$ 979.02
Rimrock Storage Bloomington LLC	53-08-06-100-089.000-008		4	N	\$ 51,000	\$ -	\$ 51,000	\$ 1.5437	\$ 2.2845	\$ 787.28	\$ 1,304.90	\$ 139.81	\$ -	\$ 377.81	\$ 517.62	\$ -	\$ -	\$ 517.62
Geyer, Zachary E	53-08-06-100-074.000-008		4	N	\$ 165,100	\$ 90,035	\$ 75,065	\$ 1.5437	\$ 2.2845	\$ 1,117.68	\$ 1,852.53	\$ 198.49	\$ -	\$ 536.36	\$ 734.85	\$ 69.36	\$ 22.20	\$ 643.29
Ryan, Robert Louis & Betty Lou	53-08-06-100-069.000-008		4	N	\$ 153,800	\$ 90,430	\$ 63,370	\$ 1.5437	\$ 2.2845	\$ 212.16	\$ 1,568.44	\$ 168.04	\$ -	\$ 1,188.24	\$ 1,356.28	\$ 69.36	\$ 14.76	\$ 1,272.16
Rose, William S & Colleen M	53-08-06-106-002.000-008		4	N	\$ 18,800	\$ -	\$ 18,800	\$ 1.5437	\$ 2.2845	\$ 290.22	\$ 481.02	\$ 51.54	\$ -	\$ 139.26	\$ 190.80	\$ -	\$ -	\$ 190.80
Wamathai, William & Hilary Kanyi	53-08-06-106-001.000-008	1634	4	N	\$ 136,000	\$ 79,850	\$ 56,150	\$ 1.5437	\$ 2.2845	\$ 836.04	\$ 1,385.72	\$ 148.47	\$ -	\$ 401.21	\$ 549.68	\$ 69.36	\$ 22.20	\$ 458.12
Rubeck, Kurt	53-08-06-106-003.000-008		4	N	\$ 110,500	\$ -	\$ 110,500	\$ 1.5437	\$ 2.2845	\$ 1,705.80	\$ 2,594.38	\$ 277.97	\$ -	\$ 610.61	\$ 888.58	\$ 69.36	\$ 22.20	\$ 797.02
Kline, Dorothy & Keith	53-08-06-107-003.000-008		4	N	\$ 89,000	\$ 60,400	\$ 28,600	\$ 1.5437	\$ 2.2845	\$ 425.84	\$ 705.81	\$ 75.62	\$ -	\$ 204.35	\$ 279.97	\$ 69.36	\$ 14.76	\$ 195.85
Goehl, Spencer; Williams, Heather	53-08-06-107-001.000-008		4	N	\$ 174,800	\$ 93,360	\$ 81,440	\$ 1.5437	\$ 2.2845	\$ 1,212.60	\$ 2,009.86	\$ 215.35	\$ -	\$ 581.92	\$ 797.26	\$ 69.36	\$ 14.76	\$ 713.14
Burnham, John Thomas	53-08-06-100-007.000-008		4	N	\$ 102,900	\$ 68,265	\$ 34,635	\$ 1.5437	\$ 2.2845	\$ 515.70	\$ 854.75	\$ 91.58	\$ -	\$ 247.47	\$ 339.05	\$ 69.36	\$ 22.20	\$ 247.49
Shine, Donald G & Virginia A	53-08-06-100-002.000-008	2335	4	N	\$ 160,400	\$ -	\$ 160,400	\$ 1.5437	\$ 2.2845	\$ 2,476.08	\$ 3,816.13	\$ 408.87	\$ -	\$ 931.17	\$ 1,340.05	\$ 69.36	\$ 14.76	\$ 1,255.93
Deischer, William Patton	53-08-06-100-005.000-008		4	N	\$ 204,500	\$ 103,825	\$ 100,675	\$ 1.5437	\$ 2.2845	\$ 1,499.00	\$ 2,398.98	\$ 257.03	\$ -	\$ 642.95	\$ 899.98	\$ 69.36	\$ 22.20	\$ 808.42
C & S Inc	53-08-06-104-117.000-008		4	N	\$ 418,800	\$ -	\$ 418,800	\$ 1.5437	\$ 2.2845	\$ 6,465.02	\$ 10,715.54	\$ 1,148.09	\$ -	\$ 3,102.43	\$ 4,250.52	\$ 69.36	\$ 74.16	\$ 4,107.00
Rimrock Storage Bloomington LLC	53-08-06-100-080.000-008		4	N	\$ 28,000	\$ -	\$ 28,000	\$ 1.5437	\$ 2.2845	\$ 432.24	\$ 716.42	\$ 76.76	\$ -	\$ 207.42	\$ 284.18	\$ -	\$ -	\$ 284.18
Sipes, Anthony D	53-08-06-100-031.000-008	2277	4	N	\$ 150,300	\$ 84,855	\$ 65,445	\$ 1.5437	\$ 2.2845	\$ 974.44	\$ 1,615.11	\$ 173.04	\$ -	\$ 467.63	\$ 640.67	\$ 69.36	\$ 22.20	\$ 549.11
Brinegar, Ronald E. & Deloris A.	53-08-06-102-003.000-008	2465	4	N	\$ 95,500	\$ -	\$ 95,500	\$ 1.5437	\$ 2.2845	\$ 1,474.24	\$ 2,242.20	\$ 240.24	\$ -	\$ 527.73	\$ 767.96	\$ 69.36	\$ 14.76	\$ 683.84
Shine, Donald G & Virginia A	53-08-06-100-046.000-008	2337	4	N	\$ 120,900	\$ -	\$ 120,900	\$ 1.5437	\$ 2.2845	\$ 1,866.32	\$ 2,841.09	\$ 304.40	\$ -	\$ 670.36	\$ 974.77	\$ 69.36	\$ 22.20	\$ 883.21
Patton, Michael D. Sr.	53-08-06-100-073.000-008		4	N	\$ 180,200	\$ 92,145	\$ 88,055	\$ 1.5437	\$ 2.2845	\$ 1,311.38	\$ 2,119.88	\$ 227.14	\$ -	\$ 581.36	\$ 808.50	\$ 69.36	\$ 22.20	\$ 716.94
Leseure, James C	53-08-06-102-018.000-008		4	N	\$ 150,900	\$ 82,065	\$ 68,835	\$ 1.5437	\$ 2.2845	\$ 1,024.92	\$ 1,698.77	\$ 182.01	\$ -	\$ 491.85	\$ 673.85	\$ 69.36	\$ 22.20	\$ 582.29
Young, David E Trust	53-08-06-100-001.000-008		4	N	\$ 190,700	\$ -	\$ 190,700	\$ 1.5437	\$ 2.2845	\$ 2,943.84	\$ 4,665.37	\$ 499.86	\$ -	\$ 1,221.67	\$ 1,721.53	\$ 69.36	\$ 22.20	\$ 1,629.97
Howard, Rhannon E & Preston A	53-08-06-102-027.000-008		4	N	\$ 140,900	\$ 81,565	\$ 59,335	\$ 1.5437	\$ 2.2845	\$ 883.48	\$ 1,464.32	\$ 156.89	\$ -	\$ 423.96	\$ 580.84	\$ 69.36	\$ 14.76	\$ 496.72
C & S Inc	53-08-06-104-055.000-008	1856	4	N	\$ 406,200	\$ -	\$ 406,200	\$ 1.5437	\$ 2.2845	\$ 6,270.52	\$ 10,393.15	\$ 1,113.55	\$ -	\$ 3,009.08	\$ 4,122.63	\$ -	\$ -	\$ 4,122.63
Young, David E Trust	53-08-06-100-003.000-008		4	N	\$ 322,700	\$ -	\$ 322,700	\$ 1.5437	\$ 2.2845	\$ 4,981.52	\$ 7,576.95	\$ 811.82	\$ -	\$ 1,783.62	\$ 2,595.43	\$ 69.36	\$ 14.76	\$ 2,511.31
Davis, Jerry Lee & Brenda	53-08-06-102-030.000-008		4	N	\$ 110,000	\$ 81,050	\$ 28,950	\$ 1.5437	\$ 2.2845	\$ 65.58	\$ 66.89	\$ -	\$ -	\$ 1.31	\$ 1.31	\$ 69.36	\$ 22.20	\$ (90.25)
Padgett, Emilie	53-08-06-100-063.000-008		4	N	\$ 193,500	\$ 89,485	\$ 104,015	\$ 1.5437	\$ 2.2845	\$ 1,560.46	\$ 2,564.18	\$ 274.74	\$ -	\$ 728.98	\$ 1,003.72	\$ 69.36	\$ 22.20	\$ 912.16
CJ Satellite LLC	53-08-06-100-017.000-008		4	N	\$ 156,500	\$ -	\$ 156,500	\$ 1.5437	\$ 2.2845	\$ 2,415.84	\$ 3,674.39	\$ 393.69	\$ -	\$ 864.83	\$ 1,258.51	\$ 69.36	\$ 22.20	\$ 1,166.95
Lewis, Gerald	53-08-06-100-086.000-008		4	N	\$ 120,700	\$ 74,495	\$ 46,205	\$ 1.5437	\$ 2.2845	\$ 687.98	\$ 1,140.31	\$ 122.18	\$ -	\$ 330.14	\$ 452.33	\$ 69.36	\$ 14.76	\$ 368.21
Norton, Janell E	53-08-06-102-029.000-008		4	N	\$ 142,200	\$ 90,525	\$ 51,675	\$ 1.5437	\$ 2.2845	\$ 769.42	\$ 1,284.81	\$ -	\$ -	\$ 15.39	\$ 15.39	\$ 69.36	\$ 22.20	\$ (76.17)
Spicer Rentals LLC	53-08-06-102-005.000-008		4	N	\$ 93,100	\$ -	\$ 93,100	\$ 1.5437	\$ 2.2845	\$ 1,437.18	\$ 2,185.85	\$ 234.20	\$ -	\$ 514.48	\$ 748.67	\$ 69.36	\$ 22.20	\$ 657.11
Brinegar, Ronald E & Deloris A	53-08-06-105-005.000-008		4	N	\$ 138,500	\$ 77,725	\$ 60,775	\$ 1.5437	\$ 2.2845	\$ 904.92	\$ 1,499.86							

City of Bloomington

Area #5: South Island Annexation Area - Tax Impacts Analysis



Note (1): This section shows the inc/(dec) in tax bills due to differences between township fire protection rates and the Monroe Fire Protection District fire rate

Owner Name	Parcel #	Waiver	Annexation Area	AG	2020 Pay 2021 Gross AV	2020 Pay 2021 Deductions /Exemptions	2020 Pay 2021 NAV	Pre-Annex 2020 Pay 2021 Prop Tax Rate	Post-Annex Prop Tax Rate	Pre-Annex Tax Bill	Post-Annex Tax Bill	Net Tax Bill Increase Due Solely to AV Growth (12% - Aggregate over 4 years)	Net Tax Bill Increase Due to Difference Between Fire Rates (1)	Net Tax Bill Increase Due to Annexation	Total Post-Annexation Net Tax Bill Increase	Benefit 1 Yearly Sewer Bill Savings (@ 4000 Gal/Month)	Benefit 2 Yearly Fire Protection (Water Surcharge) Savings	Post-Annex Tax Bill Inc/(Dec) Net of Benefits
Bland, Gary & Janice	53-08-06-104-028.000-008	1664	5	N	\$ 239,200	\$ -	\$ 239,200	\$ 1.5437	\$ 2.2845	\$ 3,692.52	\$ 5,939.82	\$ 636.41	\$ -	\$ 1,610.89	\$ 2,247.30	\$ -	\$ -	\$ 2,247.30
Hunter Bloomington Properties LLC	53-08-06-104-006.000-008		5	N	\$ 181,600	\$ -	\$ 181,600	\$ 1.5437	\$ 2.2845	\$ 2,803.36	\$ 4,263.71	\$ 456.83	\$ -	\$ 1,003.52	\$ 1,460.35	\$ 69.36	\$ 22.20	\$ 1,368.79
Hunter Bloomington Properties LLC	53-08-06-104-074.000-008		5	N	\$ 22,200	\$ -	\$ 22,200	\$ 1.5437	\$ 2.2845	\$ 342.70	\$ 568.02	\$ 60.86	\$ -	\$ 164.46	\$ 225.32	\$ -	\$ -	\$ 225.32
Rogers, J. Aaron	53-08-06-104-031.000-008	2198	5	N	\$ 117,000	\$ 73,200	\$ 43,800	\$ 1.5437	\$ 2.2845	\$ 652.16	\$ 1,080.93	\$ 115.81	\$ -	\$ 312.96	\$ 428.77	\$ 69.36	\$ 14.76	\$ 344.65
Byers, Susan M	53-08-07-200-008.000-008		5	N	\$ 170,200	\$ 81,960	\$ 88,240	\$ 1.5437	\$ 2.2845	\$ 1,324.60	\$ 2,195.47	\$ 235.23	\$ -	\$ 635.64	\$ 870.87	\$ 69.36	\$ 22.20	\$ 779.31
Furnish, Mark A & Jiayin	53-08-07-200-027.000-008		5	N	\$ 213,300	\$ 100,920	\$ 112,380	\$ 1.5437	\$ 2.2845	\$ 1,681.00	\$ 2,664.22	\$ 285.46	\$ 502.11	\$ 697.76	\$ 983.22	\$ 69.36	\$ 22.20	\$ 891.66
Woods, James O & Christine M	53-08-06-104-030.000-008	2289	5	N	\$ 250,800	\$ 117,965	\$ 132,835	\$ 1.5437	\$ 2.2845	\$ 1,979.46	\$ 2,957.22	\$ 316.84	\$ 557.33	\$ 660.92	\$ 977.76	\$ 69.36	\$ 22.20	\$ 886.20
Clark, Adam W & Amber D	53-08-06-104-073.000-008		5	N	\$ 28,500	\$ -	\$ 28,500	\$ 1.5437	\$ 2.2845	\$ 439.96	\$ 729.21	\$ 78.13	\$ -	\$ 211.12	\$ 289.25	\$ -	\$ -	\$ 289.25
Scott, Rebecca J	53-08-05-300-020.000-008		5	N	\$ 172,100	\$ -	\$ 172,100	\$ 1.5437	\$ 2.2845	\$ 2,656.72	\$ 4,067.85	\$ 435.84	\$ -	\$ 975.29	\$ 1,411.13	\$ -	\$ -	\$ 1,411.13
Brand, Becky Jean	53-08-07-200-028.000-008		5	N	\$ 106,600	\$ 66,560	\$ 40,040	\$ 1.5437	\$ 2.2845	\$ 596.18	\$ 988.15	\$ 105.88	\$ -	\$ 286.09	\$ 391.97	\$ 69.36	\$ 14.76	\$ 307.85
Lewis, Shawn R	53-08-07-200-021.000-008	1657	5	N	\$ 121,700	\$ 73,130	\$ 48,570	\$ 1.5437	\$ 2.2845	\$ 724.22	\$ 1,200.37	\$ 128.60	\$ -	\$ 347.55	\$ 476.15	\$ 69.36	\$ 22.20	\$ 384.59
McQueen, Eric G & Julie A	53-08-07-200-054.000-008		5	N	\$ 169,600	\$ 91,610	\$ 77,990	\$ 1.5437	\$ 2.2845	\$ 1,161.24	\$ 1,924.72	\$ 206.22	\$ -	\$ 557.26	\$ 763.48	\$ 69.36	\$ 14.76	\$ 679.36
Sowder, Rhoten	53-08-06-300-009.000-008		5	N	\$ 157,900	\$ 3,000	\$ 154,900	\$ 1.5437	\$ 2.2845	\$ 2,391.20	\$ 3,646.31	\$ 390.68	\$ -	\$ 864.44	\$ 1,255.11	\$ 69.36	\$ 22.20	\$ 1,163.55
Sowder, Rhoten	53-08-07-200-047.000-008		5	N	\$ 28,900	\$ -	\$ 28,900	\$ 1.5437	\$ 2.2845	\$ 446.12	\$ 739.44	\$ 79.23	\$ -	\$ 214.10	\$ 293.32	\$ -	\$ -	\$ 293.32
Raney, Cheryl Lynn	53-08-06-300-012.000-008	2326	5	N	\$ 102,400	\$ 68,090	\$ 34,310	\$ 1.5437	\$ 2.2845	\$ 510.86	\$ 846.73	\$ 90.72	\$ -	\$ 245.16	\$ 335.87	\$ 69.36	\$ 14.76	\$ 251.75
Wr, Rentals	53-08-06-404-004.000-008		5	N	\$ -	\$ -	\$ -	\$ 1.5437	\$ 2.2845	\$ -	\$ -	\$ -	\$ -	\$ -	\$ -	\$ -	\$ -	\$ -
Pelican Property Services LLC	53-08-06-404-003.000-008		5	N	\$ 82,400	\$ -	\$ 82,400	\$ 1.5437	\$ 2.2845	\$ 1,272.00	\$ 1,934.63	\$ 207.28	\$ -	\$ 455.35	\$ 662.63	\$ 69.36	\$ 14.76	\$ 578.51
Snyder, Jill	53-08-06-404-002.000-008	2516	5	N	\$ 71,500	\$ -	\$ 71,500	\$ 1.5437	\$ 2.2845	\$ 1,103.76	\$ 1,678.72	\$ 179.86	\$ -	\$ 395.09	\$ 574.96	\$ -	\$ -	\$ 574.96
Scott, Rebecca J	53-08-05-300-007.000-008		5	N	\$ 341,600	\$ 102,215	\$ 239,385	\$ 1.5437	\$ 2.2845	\$ 3,640.28	\$ 5,896.29	\$ 631.74	\$ -	\$ 1,624.27	\$ 2,256.01	\$ 69.36	\$ 22.20	\$ 2,164.45
Royer, Robert E & Suzanne R	53-08-06-300-008.000-008		5	N	\$ 179,100	\$ 91,830	\$ 87,270	\$ 1.5437	\$ 2.2845	\$ 1,299.58	\$ 2,104.03	\$ 225.42	\$ -	\$ 579.03	\$ 804.45	\$ 69.36	\$ 14.76	\$ 720.33
Smith, D W Family Trust	53-08-06-300-002.000-008	1106	5	N	\$ 175,000	\$ 87,560	\$ 87,440	\$ 1.5437	\$ 2.2845	\$ 1,306.56	\$ 2,165.57	\$ 232.03	\$ -	\$ 626.98	\$ 859.01	\$ 69.36	\$ 37.08	\$ 752.57
Bullard, Emma E	53-08-06-404-005.000-008		5	N	\$ 117,400	\$ 87,340	\$ 30,060	\$ 1.5437	\$ 2.2845	\$ 447.60	\$ 456.55	\$ -	\$ -	\$ 8.95	\$ 8.95	\$ 69.36	\$ 22.20	\$ (82.61)
Royer, Robert E	53-08-06-300-010.000-008	2494	5	N	\$ 96,600	\$ -	\$ 96,600	\$ 1.5437	\$ 2.2845	\$ 1,491.22	\$ 2,290.58	\$ 245.42	\$ -	\$ 553.94	\$ 799.36	\$ 69.36	\$ 14.76	\$ 715.24
Royer, Chas. O.	53-08-06-300-003.000-008		5	N	\$ 5,600	\$ -	\$ 5,600	\$ 1.5437	\$ 2.2845	\$ 86.44	\$ 143.28	\$ 15.35	\$ -	\$ 41.49	\$ 56.84	\$ -	\$ -	\$ 56.84
City of Bloomington Board of Public Works	53-08-06-300-019.000-008		5	N	\$ -	\$ -	\$ -	\$ 1.5437	\$ 2.2845	\$ -	\$ -	\$ -	\$ -	\$ -	\$ -	\$ -	\$ -	\$ -
Woodard, Grant L; Freygang, Thea I	53-08-07-200-007.000-008		5	N	\$ 271,600	\$ 123,425	\$ 148,175	\$ 1.5437	\$ 2.2845	\$ 2,210.72	\$ 3,275.93	\$ 350.99	\$ -	\$ 714.22	\$ 1,065.21	\$ 69.36	\$ 14.76	\$ 981.09
Gunnels, Samuel; Bradburn, Sarah	53-08-07-200-032.000-008		5	N	\$ 144,800	\$ 82,755	\$ 62,045	\$ 1.5437	\$ 2.2845	\$ 923.84	\$ 1,531.21	\$ 164.05	\$ -	\$ 443.32	\$ 607.37	\$ 69.36	\$ 14.76	\$ 523.25
Ausbrook, Michael K & Paluszkievicz, Ewa M	53-08-07-200-011.000-008		5	N	\$ 141,700	\$ -	\$ 141,700	\$ 1.5437	\$ 2.2845	\$ 2,187.42	\$ 3,326.91	\$ 356.45	\$ -	\$ 783.04	\$ 1,139.49	\$ 69.36	\$ 14.76	\$ 1,055.37
Kannady, Jack H & Twila A	53-08-07-200-004.000-008		5	N	\$ 145,600	\$ 83,210	\$ 62,390	\$ 1.5437	\$ 2.2845	\$ 928.96	\$ 1,539.73	\$ 164.98	\$ -	\$ 445.80	\$ 610.77	\$ 69.36	\$ 22.20	\$ 519.21
Goodall, Bradley James & Jill	53-08-06-104-026.000-008	2281	5	N	\$ 171,900	\$ 89,415	\$ 82,485	\$ 1.5437	\$ 2.2845	\$ 1,228.16	\$ 2,014.24	\$ 215.81	\$ -	\$ 570.27	\$ 786.08	\$ 69.36	\$ 14.76	\$ 701.96
McMillian, Jeffrey D & Deb	53-08-06-104-115.000-008		5	N	\$ 105,400	\$ 3,000	\$ 102,400	\$ 1.5437	\$ 2.2845	\$ 1,580.76	\$ 2,471.40	\$ 264.79	\$ -	\$ 625.85	\$ 890.64	\$ 69.36	\$ 22.20	\$ 799.08
Hunter Bloomington Properties LLC	53-08-05-300-032.000-008	2067	5	N	\$ 9,693,200	\$ -	\$ 9,693,200	\$ 1.5437	\$ 2.2845	\$ 149,633.92	\$ 227,582.38	\$ 24,383.83	\$ -	\$ 53,564.63	\$ 77,948.46	\$ -	\$ -	\$ 77,948.46
Hunter Bloomington Properties LLC	53-08-05-300-030.000-008	2067	5	N	\$ 1,749,900	\$ -	\$ 1,749,900	\$ 1.5437	\$ 2.2845	\$ 27,013.20	\$ 44,773.45	\$ 4,797.16	\$ -	\$ 12,963.09	\$ 17,760.25	\$ 69.36	\$ 74.16	\$ 17,616.73
Board Of Commissioners Monroe County, The	53-08-06-104-126.000-008		5	N	\$ -	\$ -	\$ -	\$ 1.5437	\$ 2.2845	\$ -	\$ -	\$ -	\$ -	\$ -	\$ -	\$ -	\$ -	\$ -
State Of Indiana Dept Of National Resources	53-08-07-200-045.000-009		5	N	\$ -	\$ -	\$ -	\$ 2.0669	\$ 2.0675	\$ -	\$ -	\$ -	\$ -	\$ -	\$ -	\$ -	\$ -	\$ -
Scott, Rebecca J	53-08-06-104-004.000-008		5	N	\$ 151,900	\$ -	\$ 151,900	\$ 1.5437	\$ 2.2845	\$ 2,344.88	\$ 3,566.39	\$ 382.11	\$ -	\$ 839.40	\$ 1,221.51	\$ 69.36	\$ 37.08	\$ 1,115.07
Hunter Bloomington Properties LLC	53-08-06-104-075.000-008		5	N	\$ 123,000	\$ -	\$ 123,000	\$ 1.5437	\$ 2.2845	\$ 1,898.76	\$ 2,890.81	\$ 309.73	\$ -	\$ 682.32	\$ 992.05	\$ 69.36	\$ 37.08	\$ 885.61
Lee, David M & Kelly S	53-08-06-104-077.000-008		5	N	\$ 140,600	\$ 81,355	\$ 59,245	\$ 1.5437	\$ 2.2845	\$ 882.14	\$ 1,462.10	\$ 156.65	\$ -	\$ 423.31	\$ 579.96	\$ 69.36	\$ 22.20	\$ 488.40
Legacy Real Estate Group LLC	53-08-06-104-068.000-008		5	N	\$ 111,900	\$ -	\$ 111,900	\$ 1.5437	\$ 2.2845	\$ 1,727.40	\$ 2,627.25	\$ 281.49	\$ -	\$ 618.36	\$ 899.85	\$ 69.36	\$ 74.16	\$ 756.33
Ward, Michael Blake & Karen Susanne	53-08-07-200-013.000-008		5	N	\$ 368,200	\$ 158,120	\$ 210,080	\$ 1.5437	\$ 2.2845	\$ 3,128.00	\$ 4,350.43	\$ 466.12	\$ -	\$ 756.31	\$ 1,222.43	\$ 69.36	\$ 14.76	\$ 1,138.31
Parks, Brenda	53-08-07-200-043.000-008		5	N	\$ 135,900	\$ 76,535	\$ 59,365	\$ 1.5437	\$ 2.2845	\$ 884.36	\$ 1,465.80	\$ 157.05	\$ -	\$ 424.38	\$ 581.44	\$ 69.36	\$ 22.20	\$ 489.88
Board Of Commissioners Monroe County, The	53-08-06-104-114.000-008		5	N	\$ -	\$ -	\$ -	\$ 1.5437	\$ 2.2845	\$ -	\$ -	\$ -	\$ -	\$ -	\$ -	\$ -	\$ -	\$ -
Justice, Noel D	53-08-07-200-044.000-008		5	N	\$ 194,600	\$ 97,220	\$ 97,380	\$ 1.5437	\$ 2.2845	\$ 1,450.16	\$ 2,289.88	\$ 245.35	\$ -	\$ 594.37	\$ 839.72	\$ 69.36	\$ 14.76	\$ 755.60
He, Yuan	53-08-07-200-018.000-008		5	N	\$ 183,700	\$ -	\$ 183,700	\$ 1.5437	\$ 2.2845	\$ 2,835.78	\$ 4,317.86	\$ 462.63	\$ -	\$ 1,019.45	\$ 1,482.08	\$ 69.36	\$ 14.76	\$ 1,397.96
Lawson, Floyd K & Rose	53-08-07-200-053.000-008	2119	5	N	\$ 264,100	\$ 136,205	\$ 127,895	\$ 1.5437	\$ 2.2845	\$ 1,910.02	\$ 2,921.66	\$ 313.05	\$ -	\$ 698.59	\$ 1,011.64	\$ 69.36	\$ 22.20	\$ 920.08
McMillian, Jeffrey D & Deborah A	53-08-06-104-047.000-008		5	N	\$ 203,100	\$ 102,985	\$ 100,115	\$ 1.5437	\$ 2.2845	\$ 1,490.68	\$ 2,371.50	\$ 254.09	\$ -	\$ 626.73	\$ 880.82	\$ 69.36	\$ 22.20	\$ 789.26
Hunter Bloomington Properties LLC	53-08-05-300-017.001-008	2120	5	N	\$ 11,443,300	\$ -	\$ 11,443,300	\$ 1.5437	\$ 2.2845	\$ 176,650.22	\$ 268,672.21	\$ 28,786.31	\$ -	\$ 63,235.68	\$ 92,021.99	\$ -	\$ -	\$ 92,021.99
Hunter Bloomington Properties LLC	53-08-05-300-017.002-008	2120	5	N	\$ 21,800	\$ -	\$ 21,800	\$ 1.5437	\$ 2.2845	\$ 336.52	\$ 557.78	\$ 59.76	\$ -	\$ 161.50	\$ 221.26	\$ -	\$ -	\$ 221.26
Hunter Bloomington Properties LLC	53-01-43-291-110.000-008	1655	5	N	\$ 12,067,100	\$ -	\$ 12,067,100	\$ 1.5437	\$ 2.2845	\$ 186,279.82	\$ 283,318.13	\$ 30,355.51	\$ -	\$ 66,682.80	\$ 97,038.31	\$ 69.36	\$ 37.08	\$ 96,931.87

City of Bloomington

Area #5: South Island Annexation Area - Tax Impacts Analysis



Note (1): This section shows the inc/(dec) in tax bills due to differences between township fire protection rates and the Monroe Fire Protection District fire rate

Owner Name	Parcel #	Waiver	Annexation Area	AG	2020 Pay 2021 Gross AV	2020 Pay 2021 Deductions /Exemptions	2020 Pay 2021 NAV	Pre-Annex 2020 Pay 2021 Prop Tax Rate	Post-Annex Prop Tax Rate	Pre-Annex Tax Bill	Post-Annex Tax Bill	Net Tax Bill Increase Due Solely to AV Growth (12% - Aggregate over 4 years)	Net Tax Bill Increase Due to Difference Between Fire Rates (1)	Net Tax Bill Increase Due to Annexation	Total Post-Annexation Net Tax Bill Increase	Benefit 1 Yearly Sewer Bill Savings (@ 4000 Gal/Month)	Benefit 2 Yearly Fire Protection (Water Surcharge) Savings	Post-Annex Tax Bill Inc/(Dec) Net of Benefits
H & L Spine LLC & Ramble on Properties LLC	53-01-43-291-120.000-008	1655	5	N	\$ -	\$ -	\$ -	\$ 1.5437	\$ 2.2845	\$ -	\$ -	\$ -	\$ -	\$ -	\$ -	\$ -	\$ -	\$ -
H & L Spine LLC	53-08-07-101-006.021-008	1655	5	N	\$ 485,700	\$ -	\$ 485,700	\$ 1.5437	\$ 2.2845	\$ 7,497.76	\$ 12,427.26	\$ 1,331.49	\$ -	\$ 3,598.01	\$ 4,929.50	\$ 69.36	\$ 22.20	\$ 4,837.94
Ramble on Properties LLC	53-08-07-101-006.022-008	1655	5	N	\$ 481,700	\$ -	\$ 481,700	\$ 1.5437	\$ 2.2845	\$ 7,436.00	\$ 12,324.92	\$ 1,320.53	\$ -	\$ 3,568.39	\$ 4,888.92	\$ -	\$ -	\$ 4,888.92
Joe Kemp Construction LLC	53-08-07-101-001.000-008		5	N	\$ 1,700	\$ -	\$ 1,700	\$ 1.5437	\$ 2.2845	\$ 26.24	\$ 43.50	\$ 4.66	\$ -	\$ 12.60	\$ 17.26	\$ -	\$ -	\$ 17.26
Joe Kemp Construction LLC	53-01-43-291-140.000-008		5	N	\$ 4,800	\$ -	\$ 4,800	\$ 1.5437	\$ 2.2845	\$ 74.10	\$ 122.81	\$ 13.16	\$ -	\$ 35.56	\$ 48.71	\$ -	\$ -	\$ 48.71
Hunter Bloomington Properties LLC	53-08-07-101-005.000-008	1655	5	N	\$ 4,548,100	\$ -	\$ 4,548,100	\$ 1.5437	\$ 2.2845	\$ 70,209.02	\$ 106,782.84	\$ 11,441.02	\$ -	\$ 25,132.80	\$ 36,573.82	\$ 69.36	\$ 37.08	\$ 36,467.38
Wright, Anthony & Candice	53-08-07-200-056.000-008		5	N	\$ 141,900	\$ 77,785	\$ 64,115	\$ 1.5437	\$ 2.2845	\$ 959.48	\$ 1,590.28	\$ 170.39	\$ -	\$ 460.41	\$ 630.80	\$ 69.36	\$ 14.76	\$ 546.68
Gee, Ernest C. & Carolyn S.	53-08-06-104-043.000-008	2285	5	N	\$ 163,700	\$ 86,230	\$ 77,470	\$ 1.5437	\$ 2.2845	\$ 1,154.00	\$ 1,912.70	\$ 204.92	\$ -	\$ 553.77	\$ 758.70	\$ 69.36	\$ 14.76	\$ 674.58
Clendening, Michael Scott & Lori Ann	53-08-06-104-044.000-008	2353	5	N	\$ 166,300	\$ 88,915	\$ 77,385	\$ 1.5437	\$ 2.2845	\$ 1,153.00	\$ 1,911.06	\$ 204.75	\$ -	\$ 553.30	\$ 758.06	\$ 69.36	\$ 22.20	\$ 666.50
Morrow, Sheila D	53-08-06-104-079.000-008		5	N	\$ 333,500	\$ 146,245	\$ 187,255	\$ 1.5437	\$ 2.2845	\$ 2,790.80	\$ 3,967.45	\$ 425.09	\$ -	\$ 751.56	\$ 1,176.65	\$ 69.36	\$ 22.20	\$ 1,085.09
Patterson, Doris G & Chambers, John R	53-08-06-104-002.000-008		5	N	\$ 193,800	\$ 63,550	\$ 130,250	\$ 1.5437	\$ 2.2845	\$ 1,991.80	\$ 3,101.54	\$ 332.31	\$ -	\$ 777.43	\$ 1,109.74	\$ 69.36	\$ 22.20	\$ 1,018.18
Patterson, Doris G & Chambers, John Robert	53-08-06-104-044.005-008		5	N	\$ 122,500	\$ -	\$ 122,500	\$ 1.5437	\$ 2.2845	\$ 1,891.04	\$ 2,881.18	\$ 308.70	\$ -	\$ 681.44	\$ 990.14	\$ -	\$ -	\$ 990.14
Reynolds, Diana J McGuire; Howey, Patricia L	53-08-06-104-064.000-008		5	N	\$ 224,700	\$ -	\$ 224,700	\$ 1.5437	\$ 2.2845	\$ 3,468.68	\$ 5,275.63	\$ 565.25	\$ -	\$ 1,241.71	\$ 1,806.95	\$ -	\$ -	\$ 1,806.95
Hunter Bloomington Properties LLC	53-08-06-104-010.000-008	2026	5	N	\$ 1,409,800	\$ -	\$ 1,409,800	\$ 1.5437	\$ 2.2845	\$ 21,763.08	\$ 33,100.07	\$ 3,546.44	\$ -	\$ 7,790.56	\$ 11,336.99	\$ -	\$ -	\$ 11,336.99
Hunter Bloomington Properties LLC	53-08-06-104-104.000-008	2026	5	N	\$ 1,406,300	\$ -	\$ 1,406,300	\$ 1.5437	\$ 2.2845	\$ 21,709.04	\$ 33,017.90	\$ 3,537.63	\$ -	\$ 7,771.23	\$ 11,308.86	\$ 69.36	\$ 22.20	\$ 11,217.30
Reinhold, Manjula	53-08-06-104-020.000-008		5	N	\$ 121,900	\$ -	\$ 121,900	\$ 1.5437	\$ 2.2845	\$ 1,881.76	\$ 2,862.04	\$ 306.65	\$ -	\$ 673.63	\$ 980.28	\$ 69.36	\$ 22.20	\$ 888.72
Reinhold, Manjula	53-08-06-104-080.000-008		5	N	\$ 18,100	\$ -	\$ 18,100	\$ 1.5437	\$ 2.2845	\$ 279.40	\$ 463.11	\$ 49.62	\$ -	\$ 134.09	\$ 183.71	\$ -	\$ -	\$ 183.71
Knoble, Rachel M	53-08-07-200-015.000-008		5	N	\$ 145,200	\$ 79,545	\$ 65,655	\$ 1.5437	\$ 2.2845	\$ 978.40	\$ 1,621.67	\$ 173.76	\$ -	\$ 469.51	\$ 643.27	\$ 69.36	\$ 22.20	\$ 551.71
Horton, Chester Dale & Loretta	53-08-07-200-006.000-008		5	N	\$ 223,900	\$ 79,300	\$ 144,600	\$ 1.5437	\$ 2.2845	\$ 2,197.32	\$ 3,496.76	\$ 374.65	\$ -	\$ 924.79	\$ 1,299.44	\$ 69.36	\$ 14.76	\$ 1,215.32
Woodard, Grant L; Freygang, Thea I	53-08-07-200-002.000-008		5	N	\$ 3,200	\$ -	\$ 3,200	\$ 1.5437	\$ 2.2845	\$ 49.40	\$ 81.88	\$ 8.77	\$ -	\$ 23.70	\$ 32.48	\$ -	\$ -	\$ 32.48
Wright, Hubert R & Mary C	53-08-07-200-041.000-008		5	N	\$ 211,900	\$ 84,725	\$ 127,175	\$ 1.5437	\$ 2.2845	\$ 1,922.82	\$ 3,187.01	\$ 341.47	\$ -	\$ 922.72	\$ 1,264.19	\$ 69.36	\$ 22.20	\$ 1,172.63
Staton, Caleb Michael	53-08-07-200-016.000-008		5	N	\$ 206,700	\$ 94,900	\$ 111,800	\$ 1.5437	\$ 2.2845	\$ 1,678.16	\$ 2,730.72	\$ 292.58	\$ -	\$ 759.99	\$ 1,052.56	\$ 69.36	\$ 14.76	\$ 968.44
Snyder, Jill	53-08-06-404-001.000-008		5	N	\$ 69,900	\$ -	\$ 69,900	\$ 1.5437	\$ 2.2845	\$ 1,079.04	\$ 1,641.15	\$ 175.84	\$ -	\$ 386.27	\$ 562.11	\$ 69.36	\$ 14.76	\$ 477.99
Sowder, Rhoten	53-08-06-300-005.000-008		5	N	\$ 391,500	\$ -	\$ 391,500	\$ 1.5437	\$ 2.2845	\$ 6,043.58	\$ 9,191.86	\$ 984.84	\$ -	\$ 2,163.43	\$ 3,148.28	\$ 69.36	\$ 37.08	\$ 3,041.84
Kennedy, David B & April J	53-08-07-200-024.000-008	1019	5	N	\$ 134,400	\$ 76,150	\$ 58,250	\$ 1.5437	\$ 2.2845	\$ 867.52	\$ 1,437.91	\$ 154.06	\$ -	\$ 416.33	\$ 570.39	\$ 69.36	\$ 22.20	\$ 478.83
Wu, Theodore Ta Jen & Amy Frisa	53-08-06-104-021.000-008	2288	5	N	\$ 184,100	\$ 96,335	\$ 87,765	\$ 1.5437	\$ 2.2845	\$ 1,306.80	\$ 2,145.38	\$ 229.87	\$ -	\$ 608.72	\$ 838.58	\$ 69.36	\$ 22.20	\$ 747.02
Parks, William E	53-08-06-104-110.000-008		5	N	\$ 11,800	\$ -	\$ 11,800	\$ 1.5437	\$ 2.2845	\$ 182.16	\$ 301.92	\$ 32.35	\$ -	\$ 87.41	\$ 119.76	\$ -	\$ -	\$ 119.76
Parks, William E	53-08-06-104-109.000-008		5	N	\$ 12,300	\$ -	\$ 12,300	\$ 1.5437	\$ 2.2845	\$ 189.88	\$ 314.71	\$ 33.72	\$ -	\$ 91.11	\$ 124.83	\$ -	\$ -	\$ 124.83

City of Bloomington

Area #5: South Island Annexation Area - Tax Impacts Analysis

Note (1): This section shows the inc/(dec) in tax bills due to differences between township fire protection rates and the Monroe Fire Protection District fire rate

Owner Name	Parcel #	Waiver	Annexation Area	AG	2020 Pay 2021 Gross AV	2020 Pay 2021 Deductions /Exemptions	2020 Pay 2021 NAV	Pre-Annex 2020 Pay 2021 Prop Tax Rate	Post-Annex Prop Tax Rate	Pre-Annex Tax Bill	Post-Annex Tax Bill	Net Tax Bill Increase Due Solely to AV Growth (12% - Aggregate over 4 years)	Net Tax Bill Increase Due to Difference Between Fire Rates (1)	Net Tax Bill Increase Due to Annexation	Total Post-Annexation Net Tax Bill Increase	Benefit 1 Yearly Sewer Bill Savings (@ 4000 Gal/Month)	Benefit 2 Yearly Fire Protection (Water Surcharge) Savings	Post-Annex Tax Bill Inc/(Dec) Net of Benefits
Lamb, Joseph J.	53-08-06-104-101.000-008		5	N	\$ 20,800	\$ -	\$ 20,800	\$ 1.5437	\$ 2.2845	\$ 321.08	\$ 532.19	\$ 57.02	\$ -	\$ 154.09	\$ 211.11	\$ -	\$ -	\$ 211.11
Hunter Bloomington Properties LLC	53-08-06-104-035.000-008		5	N	\$ 21,800	\$ -	\$ 21,800	\$ 1.5437	\$ 2.2845	\$ 336.52	\$ 557.78	\$ 59.76	\$ -	\$ 161.50	\$ 221.26	\$ -	\$ -	\$ 221.26
Freeman, Durward & Janice	53-08-06-104-107.000-008	2283	5	N	\$ 42,900	\$ -	\$ 42,900	\$ 1.5437	\$ 2.2845	\$ 662.24	\$ 1,007.23	\$ 107.92	\$ -	\$ 237.07	\$ 344.99	\$ 69.36	\$ 22.20	\$ 253.43
Scott, Robert & Tina	53-08-06-104-014.000-008	2308	5	N	\$ 127,800	\$ 73,980	\$ 53,820	\$ 1.5437	\$ 2.2845	\$ 801.36	\$ 1,328.22	\$ 142.30	\$ -	\$ 384.56	\$ 526.86	\$ 69.36	\$ 22.20	\$ 435.30
Lambe, Alan J & Kelly L	53-08-06-104-003.000-008	2310	5	N	\$ 255,300	\$ 113,915	\$ 141,385	\$ 1.5437	\$ 2.2845	\$ 2,112.50	\$ 3,190.17	\$ 341.80	\$ -	\$ 735.87	\$ 1,077.67	\$ 69.36	\$ 22.20	\$ 986.11
McMillian, Jeffrey D & Deborah A	53-08-06-104-042.000-008		5	N	\$ 10,200	\$ -	\$ 10,200	\$ 1.5437	\$ 2.2845	\$ 157.46	\$ 260.98	\$ 27.96	\$ -	\$ 75.56	\$ 103.52	\$ -	\$ -	\$ 103.52
Bettler, Manjula	53-08-06-104-045.000-008	1371	5	N	\$ 135,100	\$ -	\$ 135,100	\$ 1.5437	\$ 2.2845	\$ 2,085.54	\$ 3,171.95	\$ 339.85	\$ -	\$ 746.56	\$ 1,086.41	\$ 69.36	\$ 22.20	\$ 994.85
Hunter Bloomington Properties LLC	53-08-06-104-040.000-008		5	N	\$ 8,383,500	\$ -	\$ 8,383,500	\$ 1.5437	\$ 2.2845	\$ 129,416.08	\$ 196,832.51	\$ 21,089.20	\$ -	\$ 46,327.23	\$ 67,416.43	\$ -	\$ -	\$ 67,416.43
Hunter Bloomington Properties LLC	53-08-06-104-029.000-008		5	N	\$ 1,487,400	\$ -	\$ 1,487,400	\$ 1.5437	\$ 2.2845	\$ 22,961.00	\$ 38,057.05	\$ 4,077.54	\$ -	\$ 11,018.51	\$ 15,096.05	\$ -	\$ -	\$ 15,096.05
Legacy Real Estate Group LLC	53-08-06-104-070.000-008		5	N	\$ 336,700	\$ -	\$ 336,700	\$ 1.5437	\$ 2.2845	\$ 5,197.64	\$ 8,154.58	\$ 873.70	\$ -	\$ 2,083.23	\$ 2,956.94	\$ -	\$ -	\$ 2,956.94
Curts, Natalie J	53-08-06-104-022.000-008		5	N	\$ 15,800	\$ -	\$ 15,800	\$ 1.5437	\$ 2.2845	\$ 243.90	\$ 404.26	\$ 43.31	\$ -	\$ 117.05	\$ 160.36	\$ -	\$ -	\$ 160.36
Curts, Natalie J	53-08-06-104-016.000-008	2350	5	N	\$ 260,500	\$ 122,795	\$ 137,705	\$ 1.5437	\$ 2.2845	\$ 2,050.36	\$ 3,045.97	\$ 326.36	\$ -	\$ 669.25	\$ 995.61	\$ 69.36	\$ 14.76	\$ 911.49
Smith, D W Family Trust	53-08-07-200-019.000-008	1106	5	N	\$ 1,400	\$ -	\$ 1,400	\$ 1.5437	\$ 2.2845	\$ 21.61	\$ 35.82	\$ 3.84	\$ -	\$ 10.37	\$ 14.21	\$ -	\$ -	\$ 14.21
Muncie Associates LLC	53-08-06-104-069.000-008		5	N	\$ 138,000	\$ -	\$ 138,000	\$ 1.5437	\$ 2.2845	\$ 2,130.32	\$ 3,530.91	\$ 378.31	\$ -	\$ 1,022.28	\$ 1,400.59	\$ -	\$ -	\$ 1,400.59
Anderson, Kelly J	53-08-06-104-067.000-008	2307	5	N	\$ 134,500	\$ 79,325	\$ 55,175	\$ 1.5437	\$ 2.2845	\$ 821.54	\$ 1,361.67	\$ 145.89	\$ -	\$ 394.24	\$ 540.13	\$ 69.36	\$ 22.20	\$ 448.57
Teasley, Loyde W Jr & Schmidt, Amanda	53-08-06-104-011.000-008		5	N	\$ 85,200	\$ 55,885	\$ 29,315	\$ 1.5437	\$ 2.2845	\$ 441.48	\$ 731.72	\$ 78.40	\$ -	\$ 211.84	\$ 290.24	\$ -	\$ -	\$ 290.24
Williams, Maria D Carrasco	53-08-06-104-103.000-008	1609	5	N	\$ 209,500	\$ 103,510	\$ 105,990	\$ 1.5437	\$ 2.2845	\$ 1,579.74	\$ 2,465.71	\$ 264.19	\$ -	\$ 621.79	\$ 885.97	\$ 69.36	\$ 22.20	\$ 794.41
Stancombe, Lisa C.	53-08-06-104-102.000-008		5	N	\$ 35,600	\$ -	\$ 35,600	\$ 1.5437	\$ 2.2845	\$ 549.56	\$ 910.87	\$ 97.59	\$ -	\$ 263.72	\$ 361.31	\$ -	\$ -	\$ 361.31
Lamb, Christopher J	53-08-06-104-065.000-008		5	N	\$ 24,600	\$ -	\$ 24,600	\$ 1.5437	\$ 2.2845	\$ 379.76	\$ 629.42	\$ 67.44	\$ -	\$ 182.22	\$ 249.66	\$ -	\$ -	\$ 249.66
Lambe, Kelby & Rebecca	53-08-06-104-012.000-008		5	N	\$ 22,700	\$ -	\$ 22,700	\$ 1.5437	\$ 2.2845	\$ 350.42	\$ 580.81	\$ 62.23	\$ -	\$ 168.16	\$ 230.39	\$ -	\$ -	\$ 230.39
Teasley, Loyde & Teasley, Tyler	53-08-06-104-008.000-008		5	N	\$ 14,500	\$ -	\$ 14,500	\$ 1.5437	\$ 2.2845	\$ 223.84	\$ 371.00	\$ 39.75	\$ -	\$ 107.41	\$ 147.16	\$ -	\$ -	\$ 147.16
Lambe, Kelby & Rebecca	53-08-06-104-027.000-008		5	N	\$ 382,700	\$ 166,055	\$ 216,645	\$ 1.5437	\$ 2.2845	\$ 3,225.76	\$ 4,515.42	\$ 483.79	\$ -	\$ 805.87	\$ 1,289.66	\$ -	\$ -	\$ 1,289.66
Bland, Gary L II & Teresa J	53-08-06-104-025.000-008		5	N	\$ 338,900	\$ 146,000	\$ 192,900	\$ 1.5437	\$ 2.2845	\$ 2,878.16	\$ 4,115.19	\$ 440.91	\$ -	\$ 796.12	\$ 1,237.03	\$ 69.36	\$ 22.20	\$ 1,145.47
Stevens, John J	53-08-06-104-112.000-008		5	N	\$ 25,800	\$ -	\$ 25,800	\$ 1.5437	\$ 2.2845	\$ 398.28	\$ 660.13	\$ 70.73	\$ -	\$ 191.12	\$ 261.85	\$ -	\$ -	\$ 261.85
Gerni, Jen L & Greer J	53-08-06-104-076.000-008		5	N	\$ 158,100	\$ 84,585	\$ 73,515	\$ 1.5437	\$ 2.2845	\$ 1,094.60	\$ 1,814.28	\$ 194.39	\$ -	\$ 525.29	\$ 719.68	\$ 69.36	\$ 37.08	\$ 613.24
Gee, E. Clair & Carolyn Sue	53-08-06-104-019.000-008		5	N	\$ 27,500	\$ -	\$ 27,500	\$ 1.5437	\$ 2.2845	\$ 424.52	\$ 703.62	\$ 75.39	\$ -	\$ 203.71	\$ 279.10	\$ -	\$ -	\$ 279.10
Chambers, John R & Therese K	53-08-06-104-083.000-008		5	N	\$ 111,700	\$ 69,910	\$ 41,790	\$ 1.5437	\$ 2.2845	\$ 622.84	\$ 1,032.34	\$ 110.61	\$ -	\$ 298.89	\$ 409.50	\$ 69.36	\$ 22.20	\$ 317.94
Almanza, Nancy Cecilia	53-08-06-104-009.000-008		5	N	\$ 74,800	\$ -	\$ 74,800	\$ 1.5437	\$ 2.2845	\$ 1,154.68	\$ 1,757.25	\$ 188.28	\$ -	\$ 414.29	\$ 602.57	\$ 69.36	\$ 22.20	\$ 511.01
Freeman, Durward Lee & Janice Helen	53-08-06-104-082.000-008	2283	5	N	\$ 187,200	\$ 93,895	\$ 93,305	\$ 1.5437	\$ 2.2845	\$ 1,390.64	\$ 2,230.55	\$ 239.00	\$ -	\$ 600.92	\$ 839.91	\$ 69.36	\$ 22.20	\$ 748.35
Workman, Jeff L	53-08-06-104-066.000-008		5	N	\$ 38,900	\$ 28,786	\$ 10,114	\$ 1.5437	\$ 2.2845	\$ 150.60	\$ 249.61	\$ 26.75	\$ -	\$ 72.26	\$ 99.01	\$ -	\$ -	\$ 99.01
Parks, William E	53-08-06-104-013.000-008		5	N	\$ 11,600	\$ -	\$ 11,600	\$ 1.5437	\$ 2.2845	\$ 179.08	\$ 296.80	\$ 31.80	\$ -	\$ 85.92	\$ 117.72	\$ -	\$ -	\$ 117.72

City of Bloomington

Area #5: South Island Annexation Area - Tax Impacts Analysis

Note (1): This section shows the inc/(dec) in tax bills due to differences between township fire protection rates and the Monroe Fire Protection District fire rate

Owner Name	Parcel #	Waiver	Annexation Area	AG	2020 Pay 2021 Gross AV	2020 Pay 2021 Deductions /Exemptions	2020 Pay 2021 NAV	Pre-Annex 2020 Pay 2021 Prop Tax Rate	Post-Annex Prop Tax Rate	Pre-Annex Tax Bill	Post-Annex Tax Bill	Net Tax Bill Increase Due Solely to AV Growth (12% - Aggregate over 4 years)	Net Tax Bill Increase Due to Difference Between Fire Rates (1)	Net Tax Bill Increase Due to Annexation	Total Post-Annexation Net Tax Bill Increase	Benefit 1 Yearly Sewer Bill Savings (@ 4000 Gal/Month)	Benefit 2 Yearly Fire Protection (Water Surcharge) Savings	Post-Annex Tax Bill Inc/(Dec) Net of Benefits
Parks, William E	53-08-06-104-015.000-008		5	N	\$ 12,000	\$ -	\$ 12,000	\$ 1.5437	\$ 2.2845	\$ 185.24	\$ 307.04	\$ 32.90	\$ -	\$ 88.90	\$ 121.80	\$ -	\$ -	\$ 121.80
Hoagland, Matthew A & Jodi L	53-08-06-104-018.000-008		5	N	\$ 207,100	\$ 104,735	\$ 102,365	\$ 1.5437	\$ 2.2845	\$ 1,524.18	\$ 2,429.93	\$ 260.35	\$ -	\$ 645.40	\$ 905.75	\$ 69.36	\$ 22.20	\$ 814.19
Needy, Linda L	53-08-07-200-022.000-008		5	N	\$ 112,500	\$ 71,625	\$ 40,875	\$ 1.5437	\$ 2.2845	\$ 608.62	\$ 1,008.76	\$ 108.08	\$ -	\$ 292.06	\$ 400.14	\$ 69.36	\$ 14.76	\$ 316.02
Ward, M Blake	53-08-07-200-030.000-008		5	N	\$ 162,100	\$ 81,565	\$ 80,535	\$ 1.5437	\$ 2.2845	\$ 1,209.10	\$ 2,004.03	\$ 214.71	\$ -	\$ 580.22	\$ 794.93	\$ 69.36	\$ 14.76	\$ 710.81
Franklin, Lee Ann	53-08-07-200-035.000-008	1039	5	N	\$ 120,100	\$ 73,515	\$ 46,585	\$ 1.5437	\$ 2.2845	\$ 693.64	\$ 1,149.67	\$ 123.17	\$ -	\$ 332.85	\$ 456.03	\$ 69.36	\$ 14.76	\$ 371.91
Beatty, Cynthia J	53-08-05-300-010.000-008		5	N	\$ 97,600	\$ -	\$ 97,600	\$ 1.5437	\$ 2.2845	\$ 1,506.66	\$ 2,292.98	\$ 245.68	\$ -	\$ 540.65	\$ 786.32	\$ 69.36	\$ 22.20	\$ 694.76
Freeman, Durward Lee & Janice Helen	53-08-06-104-108.000-008	2283	5	N	\$ 13,300	\$ -	\$ 13,300	\$ 1.5437	\$ 2.2845	\$ 205.32	\$ 340.30	\$ 36.46	\$ -	\$ 98.52	\$ 134.98	\$ -	\$ -	\$ 134.98
Clark, Amber D & Adam W	53-08-06-104-106.000-008		5	N	\$ 170,700	\$ 91,995	\$ 78,705	\$ 1.5437	\$ 2.2845	\$ 1,171.88	\$ 1,942.37	\$ 208.12	\$ -	\$ 562.37	\$ 770.49	\$ 69.36	\$ 22.20	\$ 678.93
Papesh, Jean J	53-08-06-104-087.000-008	1362	5	N	\$ 178,300	\$ 90,640	\$ 87,660	\$ 1.5437	\$ 2.2845	\$ 1,306.80	\$ 2,130.09	\$ 228.22	\$ -	\$ 595.07	\$ 823.29	\$ 69.36	\$ 22.20	\$ 731.73
Clendening, William E & Roberta A	53-08-06-104-024.000-008		5	N	\$ 200,400	\$ 98,375	\$ 102,025	\$ 1.5437	\$ 2.2845	\$ 1,520.70	\$ 2,393.11	\$ 256.40	\$ -	\$ 616.01	\$ 872.41	\$ 69.36	\$ 22.20	\$ 780.85
Patterson, Doris G & Chambers, John Robert	53-08-06-104-072.000-008		5	N	\$ 394,900	\$ 179,570	\$ 215,330	\$ 1.5437	\$ 2.2845	\$ 3,215.68	\$ 4,572.74	\$ 489.94	\$ -	\$ 867.11	\$ 1,357.06	\$ 69.36	\$ 22.20	\$ 1,265.50
LeSeure, Anna Marie	53-08-05-300-034.000-008		5	N	\$ 142,400	\$ -	\$ 142,400	\$ 1.5437	\$ 2.2845	\$ 2,198.24	\$ 3,365.06	\$ 360.54	\$ -	\$ 806.27	\$ 1,166.82	\$ 69.36	\$ 22.20	\$ 1,075.26
LeSeure, Anna M	53-01-41-743-001.000-008		5	N	\$ 261,000	\$ 107,230	\$ 153,770	\$ 1.5437	\$ 2.2845	\$ 2,310.48	\$ 3,597.40	\$ 385.43	\$ -	\$ 901.49	\$ 1,286.92	\$ 69.36	\$ 22.20	\$ 1,195.36
Frick, Theodore Wayne & Kathleen Brophy	53-08-07-200-031.000-008		5	N	\$ 191,000	\$ 97,875	\$ 93,125	\$ 1.5437	\$ 2.2845	\$ 1,386.88	\$ 2,212.69	\$ 237.07	\$ -	\$ 588.74	\$ 825.81	\$ 69.36	\$ 14.76	\$ 741.69
Stout, Sherry P	53-08-07-200-023.000-008		5	N	\$ 148,400	\$ -	\$ 148,400	\$ 1.5437	\$ 2.2845	\$ 2,290.84	\$ 3,511.62	\$ 376.24	\$ -	\$ 844.53	\$ 1,220.78	\$ -	\$ -	\$ 1,220.78
State Of Indiana Dept Of National Resources	53-08-07-200-033.000-009		5	N	\$ -	\$ -	\$ -	\$ 2.0669	\$ 2.0675	\$ -	\$ -	\$ -	\$ -	\$ -	\$ -	\$ -	\$ -	\$ -

City of Bloomington

Area #1A: South-West Annexation Area - Circuit Breaker Impacts Analysis

Owner Name	Parcel #	Waiver	Annexation Area	AG	Pre-Annex 1% CB Credits	Pre-Annex 2% CB Credits	Pre-Annex 65 & Over CB Credits	Pre-Annex Total CB Credits	Post-Annex 1% CB Credits	Post-Annex 2% CB Credits	Post-Annex 65 & Over CB Credits	Post-Annex Total CB Credits	Total Post-Annex CB Credits Increase
Csx Transportation Inc	53-01-27-890-103.000-004		1A	N	\$ -	\$ -	\$ -	\$ -	\$ -	\$ -	\$ -	\$ -	\$ -
State of Indiana	53-05-31-101-038.000-004		1A	N	\$ -	\$ -	\$ -	\$ -	\$ -	\$ -	\$ -	\$ -	\$ -
State of Indiana	53-05-31-101-023.000-004		1A	N	\$ -	\$ -	\$ -	\$ -	\$ -	\$ -	\$ -	\$ -	\$ -
State of Indiana	53-05-31-101-019.000-004		1A	N	\$ -	\$ -	\$ -	\$ -	\$ -	\$ -	\$ -	\$ -	\$ -
State of Indiana	53-05-31-101-029.000-004		1A	N	\$ -	\$ -	\$ -	\$ -	\$ -	\$ -	\$ -	\$ -	\$ -
State Of Indiana	53-05-29-200-011.000-005		1A	N	\$ -	\$ -	\$ -	\$ -	\$ -	\$ -	\$ -	\$ -	\$ -
Shahbahrani, Farrokh Sr Revocable Trust	53-05-29-200-049.000-005		1A	N	\$ -	\$ -	\$ -	\$ -	\$ -	\$ -	\$ -	\$ -	\$ -
State Of Indiana	53-05-30-200-013.000-004		1A	N	\$ -	\$ -	\$ -	\$ -	\$ -	\$ -	\$ -	\$ -	\$ -
Indiana University Health Bloomington Inc	53-05-30-200-016.000-004		1A	N	\$ -	\$ -	\$ -	\$ -	\$ -	\$ -	\$ -	\$ -	\$ -
Indiana University Health Bloomington Inc	53-05-30-200-016.007-004		1A	N	\$ -	\$ -	\$ -	\$ -	\$ -	\$ -	\$ -	\$ -	\$ -
Logan Land Development LLC	53-05-30-100-006.008-004		1A	Y	\$ -	\$ -	\$ -	\$ -	\$ -	\$ -	\$ -	\$ -	\$ -
Logan Land Development LLC	53-05-30-100-006.009-004		1A	N	\$ -	\$ -	\$ -	\$ -	\$ -	\$ -	\$ -	\$ -	\$ -
Indiana University Health Bloomington Inc	53-05-30-200-016.008-004		1A	N	\$ -	\$ -	\$ -	\$ -	\$ -	\$ -	\$ -	\$ -	\$ -
Floyd, James E & Glodene B	53-05-29-200-036.000-004		1A	N	\$ -	\$ -	\$ 83.00	\$ 83.00	\$ -	\$ -	\$ 353.53	\$ 353.53	\$ 270.53
State Of Indiana	53-05-29-200-031.000-004		1A	N	\$ -	\$ -	\$ -	\$ -	\$ -	\$ -	\$ -	\$ -	\$ -
Lenning, Michael A & Ronessa	53-05-31-101-041.000-004		1A	N	\$ -	\$ -	\$ -	\$ -	\$ -	\$ 101.00	\$ -	\$ 101.00	\$ 101.00
Willibey, Danielle	53-05-29-200-045.000-004		1A	N	\$ -	\$ -	\$ -	\$ -	\$ -	\$ -	\$ -	\$ -	\$ -
State of Indiana	53-05-31-101-018.000-004		1A	N	\$ -	\$ -	\$ -	\$ -	\$ -	\$ -	\$ -	\$ -	\$ -
State of Indiana	53-05-31-101-025.000-004		1A	N	\$ -	\$ -	\$ -	\$ -	\$ -	\$ -	\$ -	\$ -	\$ -
State of Indiana	53-05-31-101-007.000-004		1A	N	\$ -	\$ -	\$ -	\$ -	\$ -	\$ -	\$ -	\$ -	\$ -
State of Indiana	53-05-31-101-008.000-004		1A	N	\$ -	\$ -	\$ -	\$ -	\$ -	\$ -	\$ -	\$ -	\$ -
Seeber, John	53-05-30-300-040.000-004		1A	N	\$ -	\$ -	\$ -	\$ -	\$ -	\$ -	\$ -	\$ -	\$ -
State Of Indiana	53-05-20-300-008.000-004		1A	N	\$ -	\$ -	\$ -	\$ -	\$ -	\$ -	\$ -	\$ -	\$ -
State Of Indiana	53-05-20-300-027.000-004		1A	N	\$ -	\$ -	\$ -	\$ -	\$ -	\$ -	\$ -	\$ -	\$ -
State Of Indiana	53-05-20-300-026.000-004		1A	N	\$ -	\$ -	\$ -	\$ -	\$ -	\$ -	\$ -	\$ -	\$ -
Hanna Properties LLC	53-05-30-400-008.000-004		1A	N	\$ -	\$ -	\$ -	\$ -	\$ -	\$ -	\$ -	\$ -	\$ -
State Of Indiana	53-05-30-400-011.000-004		1A	N	\$ -	\$ -	\$ -	\$ -	\$ -	\$ -	\$ -	\$ -	\$ -
Ledge Wall Quarry LLC	53-05-30-400-014.000-004		1A	N	\$ -	\$ -	\$ -	\$ -	\$ -	\$ 0.83	\$ -	\$ 0.83	\$ 0.83
State Of Indiana	53-05-30-100-010.000-004		1A	N	\$ -	\$ -	\$ -	\$ -	\$ -	\$ -	\$ -	\$ -	\$ -
Ledge Wall Quarry LLC	53-05-30-400-014.002-004		1A	N	\$ -	\$ -	\$ -	\$ -	\$ -	\$ -	\$ -	\$ -	\$ -
CBS Corporation	53-05-30-400-014.011-004		1A	N	\$ -	\$ -	\$ -	\$ -	\$ -	\$ -	\$ -	\$ -	\$ -
State of Indiana	53-05-31-100-003.000-004		1A	N	\$ -	\$ -	\$ -	\$ -	\$ -	\$ -	\$ -	\$ -	\$ -
Sons, Susan E	53-05-29-200-006.000-004		1A	N	\$ -	\$ -	\$ -	\$ -	\$ -	\$ -	\$ -	\$ -	\$ -
RSD Holding LLC	53-05-29-200-030.000-004		1A	N	\$ -	\$ -	\$ -	\$ -	\$ -	\$ 320.38	\$ -	\$ 320.38	\$ 320.38
Indiana University Health Bloomington Inc	53-05-30-200-009.000-004		1A	N	\$ -	\$ -	\$ -	\$ -	\$ -	\$ -	\$ -	\$ -	\$ -
McKamey, Jeffrey S & Smith, Joe W	53-05-29-100-027.000-004		1A	N	\$ -	\$ -	\$ -	\$ -	\$ -	\$ 62.09	\$ -	\$ 62.09	\$ 62.09
Shields, Charles R II & Janna L	53-05-31-101-010.000-004	2439	1A	N	\$ -	\$ -	\$ -	\$ -	\$ -	\$ 157.50	\$ -	\$ 157.50	\$ 157.50
State of Indiana	53-05-31-100-005.000-004		1A	N	\$ -	\$ -	\$ -	\$ -	\$ -	\$ -	\$ -	\$ -	\$ -
GTP Acquisition Partners II LLC	53-01-20-865-107.000-004	1567	1A	N	\$ -	\$ -	\$ -	\$ -	\$ -	\$ -	\$ -	\$ -	\$ -
Indiana Limestone Acquisitions LLC	53-05-30-400-007.000-004		1A	N	\$ -	\$ -	\$ -	\$ -	\$ -	\$ -	\$ -	\$ -	\$ -
State Of Indiana	53-05-30-100-012.000-004		1A	N	\$ -	\$ -	\$ -	\$ -	\$ -	\$ -	\$ -	\$ -	\$ -
Albert, Frederick V.	53-05-29-200-003.000-004		1A	N	\$ -	\$ -	\$ -	\$ -	\$ -	\$ -	\$ -	\$ -	\$ -
Maidi, Ben & Ali Maidi & Chabane Maidi & Dawood Maidi & Rachid Maidi	53-05-31-100-002.000-004		1A	N	\$ -	\$ -	\$ -	\$ -	\$ -	\$ -	\$ -	\$ -	\$ -
Ledge Wall Quarry LLC	53-01-21-260-000.000-004		1A	N	\$ -	\$ -	\$ -	\$ -	\$ -	\$ -	\$ -	\$ -	\$ -

City of Bloomington

Area #1A: South-West Annexation Area - Circuit Breaker Impacts Analysis

Owner Name	Parcel #	Waiver	Annexation Area	AG	Pre-Annex 1% CB Credits	Pre-Annex 2% CB Credits	Pre-Annex 65 & Over CB Credits	Pre-Annex Total CB Credits	Post-Annex 1% CB Credits	Post-Annex 2% CB Credits	Post-Annex 65 & Over CB Credits	Post-Annex Total CB Credits	Total Post-Annex CB Credits Increase
State Of Indiana	53-05-29-200-020.000-004		1A	N	\$ -	\$ -	\$ -	\$ -	\$ -	\$ -	\$ -	\$ -	\$ -
Yates, Helen Catherine Trust	53-05-29-200-004.000-004		1A	N	\$ -	\$ -	\$ -	\$ -	\$ -	\$ -	\$ -	\$ -	\$ -
Brummett, Chadd A	53-01-20-346-000.000-004		1A	N	\$ -	\$ -	\$ -	\$ -	\$ -	\$ -	\$ -	\$ -	\$ -
Brummett-Powell, Shelly & William David Powell	53-05-30-300-002.000-004	2275	1A	N	\$ -	\$ -	\$ -	\$ -	\$ -	\$ 194.13	\$ -	\$ 194.13	\$ 194.13
Indiana University Health													
Bloomington Inc	53-01-20-256-000.000-004		1A	N	\$ -	\$ -	\$ -	\$ -	\$ -	\$ -	\$ -	\$ -	\$ -
State Of Indiana	53-05-30-200-014.000-004		1A	N	\$ -	\$ -	\$ -	\$ -	\$ -	\$ -	\$ -	\$ -	\$ -
Monroe Co Commissioners	53-01-20-256-002.000-004		1A	N	\$ -	\$ -	\$ -	\$ -	\$ -	\$ -	\$ -	\$ -	\$ -
State Of Indiana Dept Of National Resources	53-05-20-300-017.000-004		1A	N	\$ -	\$ -	\$ -	\$ -	\$ -	\$ -	\$ -	\$ -	\$ -
Cassady, Randy	53-05-30-400-002.000-004		1A	N	\$ -	\$ -	\$ -	\$ -	\$ -	\$ -	\$ -	\$ -	\$ -
Bloomington Asset Management LLC	53-05-30-400-013.000-004		1A	N	\$ -	\$ -	\$ -	\$ -	\$ -	\$ -	\$ -	\$ -	\$ -
State of Indiana, Department of Administration	53-05-30-400-010.000-004		1A	N	\$ -	\$ -	\$ -	\$ -	\$ -	\$ -	\$ -	\$ -	\$ -
PTP LLC	53-05-30-400-004.000-004		1A	N	\$ -	\$ -	\$ -	\$ -	\$ -	\$ -	\$ -	\$ -	\$ -
Crown Castle	53-05-30-400-013.010-004		1A	N	\$ -	\$ -	\$ -	\$ -	\$ -	\$ -	\$ -	\$ -	\$ -
Cassady, Randy	53-05-31-100-052.000-004		1A	N	\$ -	\$ -	\$ -	\$ -	\$ -	\$ -	\$ -	\$ -	\$ -
B-Town Enterprises LLC	53-05-29-200-032.000-004		1A	N	\$ -	\$ -	\$ -	\$ -	\$ -	\$ 197.86	\$ -	\$ 197.86	\$ 197.86
May, Daniel & Mary Beth	53-05-29-200-041.000-004		1A	N	\$ -	\$ -	\$ -	\$ -	\$ -	\$ -	\$ -	\$ -	\$ -
Stason LLC	53-05-29-200-050.000-004		1A	N	\$ -	\$ -	\$ -	\$ -	\$ -	\$ -	\$ -	\$ -	\$ -
Stason LLC	53-05-29-200-048.000-004		1A	N	\$ -	\$ -	\$ -	\$ -	\$ -	\$ -	\$ -	\$ -	\$ -
Stason LLC	53-05-29-200-012.000-004		1A	N	\$ -	\$ -	\$ -	\$ -	\$ -	\$ 229.73	\$ -	\$ 229.73	\$ 229.73
Boruff, Roger	53-05-29-200-025.000-004		1A	N	\$ -	\$ -	\$ -	\$ -	\$ -	\$ 193.93	\$ -	\$ 193.93	\$ 193.93
Rodgers, Glen A Revocable Living Trust	53-05-29-200-047.000-004		1A	N	\$ -	\$ -	\$ -	\$ -	\$ -	\$ -	\$ -	\$ -	\$ -
Bush, Donald K. & Barbara J.	53-05-30-300-006.000-004	2313	1A	N	\$ -	\$ -	\$ 200.00	\$ 200.00	\$ -	\$ -	\$ 562.54	\$ 562.54	\$ 362.54
Bush, Donald K & Barbara J	53-05-30-300-003.000-004	2313	1A	N	\$ -	\$ -	\$ -	\$ -	\$ -	\$ -	\$ -	\$ -	\$ -
B-Town Enterprises LLC	53-05-29-200-022.000-004		1A	N	\$ -	\$ -	\$ -	\$ -	\$ -	\$ 197.86	\$ -	\$ 197.86	\$ 197.86
Sturgis G. S., Inc.	53-05-31-101-040.000-004		1A	N	\$ -	\$ -	\$ -	\$ -	\$ -	\$ -	\$ -	\$ -	\$ -
Campbell, James B. & Sharon	53-05-29-200-038.000-004		1A	N	\$ -	\$ -	\$ -	\$ -	\$ 70.25	\$ -	\$ -	\$ 70.25	\$ 70.25
H2R LLC	53-05-30-300-022.000-004		1A	N	\$ -	\$ -	\$ -	\$ -	\$ -	\$ 391.58	\$ -	\$ 391.58	\$ 391.58
State Of Indiana	53-05-31-101-002.000-004		1A	N	\$ -	\$ -	\$ -	\$ -	\$ -	\$ -	\$ -	\$ -	\$ -
State Of Indiana	53-05-31-101-039.000-004		1A	N	\$ -	\$ -	\$ -	\$ -	\$ -	\$ -	\$ -	\$ -	\$ -
State Of Indiana	53-05-31-101-037.000-004		1A	N	\$ -	\$ -	\$ -	\$ -	\$ -	\$ -	\$ -	\$ -	\$ -
State Of Indiana	53-05-31-101-015.000-004		1A	N	\$ -	\$ -	\$ -	\$ -	\$ -	\$ -	\$ -	\$ -	\$ -
State Of Indiana	53-05-20-300-029.000-004		1A	N	\$ -	\$ -	\$ -	\$ -	\$ -	\$ -	\$ -	\$ -	\$ -
Campbell, James B & Sharon L	53-05-29-200-054.000-004		1A	N	\$ -	\$ -	\$ -	\$ -	\$ -	\$ 113.62	\$ -	\$ 113.62	\$ 113.62
Beetz, Randy C & Gigi A	53-05-31-101-020.000-004		1A	N	\$ -	\$ -	\$ -	\$ -	\$ -	\$ 123.14	\$ -	\$ 123.14	\$ 123.14
2622 West Vernal Pike Land Trust	53-05-31-101-033.000-004		1A	N	\$ -	\$ -	\$ -	\$ -	\$ -	\$ -	\$ -	\$ -	\$ -
Seeber, John	53-05-31-101-011.000-004		1A	N	\$ -	\$ -	\$ -	\$ -	\$ -	\$ -	\$ -	\$ -	\$ -
Seeber, John	53-05-31-100-042.000-004		1A	N	\$ -	\$ -	\$ -	\$ -	\$ -	\$ -	\$ -	\$ -	\$ -
Banks, Robert G & Sylvia A	53-05-29-201-003.000-004		1A	N	\$ -	\$ -	\$ 154.00	\$ 154.00	\$ -	\$ -	\$ 508.11	\$ 508.11	\$ 354.11
Albert, Frederick V.	53-05-29-201-002.000-004		1A	N	\$ -	\$ -	\$ -	\$ -	\$ -	\$ -	\$ -	\$ -	\$ -
State Of Indiana	53-05-31-101-003.000-004		1A	N	\$ -	\$ -	\$ -	\$ -	\$ -	\$ -	\$ -	\$ -	\$ -
State Of Indiana	53-05-31-101-009.000-004		1A	N	\$ -	\$ -	\$ -	\$ -	\$ -	\$ -	\$ -	\$ -	\$ -
State Of Indiana	53-05-31-101-042.000-004		1A	N	\$ -	\$ -	\$ -	\$ -	\$ -	\$ -	\$ -	\$ -	\$ -
State Of Indiana	53-05-31-101-001.000-004		1A	N	\$ -	\$ -	\$ -	\$ -	\$ -	\$ -	\$ -	\$ -	\$ -
State Of Indiana	53-05-31-101-016.000-004		1A	N	\$ -	\$ -	\$ -	\$ -	\$ -	\$ -	\$ -	\$ -	\$ -
State Of Indiana	53-05-20-300-025.000-004		1A	N	\$ -	\$ -	\$ -	\$ -	\$ -	\$ -	\$ -	\$ -	\$ -
Apple, Velma Eileen	53-05-29-200-029.000-004		1A	N	\$ -	\$ -	\$ -	\$ -	\$ -	\$ -	\$ -	\$ -	\$ -
Sturgis G. S., Inc.	53-05-31-101-028.000-004		1A	N	\$ -	\$ -	\$ -	\$ -	\$ -	\$ -	\$ -	\$ -	\$ -

City of Bloomington

Area #1A: South-West Annexation Area - Circuit Breaker Impacts Analysis



Owner Name	Parcel #	Waiver	Annexation Area	AG	Pre-Annex 1% CB Credits	Pre-Annex 2% CB Credits	Pre-Annex 65 & Over CB Credits	Pre-Annex Total CB Credits	Post-Annex 1% CB Credits	Post-Annex 2% CB Credits	Post-Annex 65 & Over CB Credits	Post-Annex Total CB Credits	Total Post-Annex CB Credits Increase
Clark, John & Joyce	53-05-30-300-011.000-004	1871	1A	N	\$ -	\$ -	\$ -	\$ -	\$ -	\$ -	\$ -	\$ -	\$ -
State of Indiana	53-05-31-100-001.000-004		1A	N	\$ -	\$ -	\$ -	\$ -	\$ -	\$ -	\$ -	\$ -	\$ -
Chumley, LLC; Gregory & William Fell; Mark & Bradford Gilardy;	53-05-30-200-007.000-004		1A	N	\$ -	\$ -	\$ -	\$ -	\$ -	\$ -	\$ -	\$ -	\$ -
State Of Indiana Dept Of National Resources	53-05-30-200-015.000-004		1A	N	\$ -	\$ -	\$ -	\$ -	\$ -	\$ -	\$ -	\$ -	\$ -
B-Town Enterprises LLC	53-05-29-200-001.000-004		1A	N	\$ -	\$ -	\$ -	\$ -	\$ -	\$ 157.50	\$ -	\$ 157.50	\$ 157.50
Dillon, Dana E	53-05-29-200-052.000-004		1A	N	\$ -	\$ -	\$ -	\$ -	\$ -	\$ -	\$ -	\$ -	\$ -
Thompson, Thomas & Barbara J	53-05-29-200-043.000-004		1A	N	\$ -	\$ -	\$ -	\$ -	\$ -	\$ -	\$ -	\$ -	\$ -
Watkins Leasing LLC	53-05-31-203-004.000-004		1A	N	\$ -	\$ -	\$ -	\$ -	\$ -	\$ -	\$ -	\$ -	\$ -
Cooksey, Fredrick L. & Laraine A.	53-05-31-200-006.000-004		1A	N	\$ -	\$ -	\$ -	\$ -	\$ -	\$ -	\$ -	\$ -	\$ -
Cox, Joseph D	53-05-30-300-025.000-004	2300	1A	N	\$ -	\$ -	\$ -	\$ -	\$ -	\$ 205.52	\$ -	\$ 205.52	\$ 205.52
State of Indiana	53-05-31-101-024.000-004		1A	N	\$ -	\$ -	\$ -	\$ -	\$ -	\$ -	\$ -	\$ -	\$ -
State of Indiana	53-05-31-101-006.000-004		1A	N	\$ -	\$ -	\$ -	\$ -	\$ -	\$ -	\$ -	\$ -	\$ -
Hoadley, B. G. Inc.	53-05-29-200-026.000-004		1A	N	\$ -	\$ -	\$ -	\$ -	\$ -	\$ -	\$ -	\$ -	\$ -
Hoadley, B. G. Inc.	53-05-29-200-015.000-004		1A	N	\$ -	\$ -	\$ -	\$ -	\$ -	\$ -	\$ -	\$ -	\$ -
Matharu Property Management LLC	53-05-29-200-027.002-004		1A	N	\$ -	\$ -	\$ -	\$ -	\$ -	\$ -	\$ -	\$ -	\$ -
ZA Properties LLC	53-05-29-200-009.000-004	1534	1A	N	\$ -	\$ -	\$ -	\$ -	\$ -	\$ -	\$ -	\$ -	\$ -
Stone Lake Corp	53-05-29-200-014.000-004		1A	N	\$ -	\$ -	\$ -	\$ -	\$ -	\$ -	\$ -	\$ -	\$ -

City of Bloomington

Area #1A: South-West Annexation Area - Circuit Breaker Impacts Analysis

Owner Name	Parcel #	Waiver	Annexation Area	AG	Pre-Annex 1% CB Credits	Pre-Annex 2% CB Credits	Pre-Annex 65 & Over CB Credits	Pre-Annex Total CB Credits	Post-Annex 1% CB Credits	Post-Annex 2% CB Credits	Post-Annex 65 & Over CB Credits	Post-Annex Total CB Credits	Total Post-Annex CB Credits Increase
Hoadley, B. G. Inc.	53-05-29-200-028.000-004		1A	N	\$ -	\$ -	\$ -	\$ -	\$ -	\$ -	\$ -	\$ -	\$ -
Stonelake Corp	53-05-29-100-018.000-004	2291	1A	N	\$ -	\$ -	\$ -	\$ -	\$ -	\$ -	\$ -	\$ -	\$ -
State of Indiana	53-05-31-101-012.000-004		1A	N	\$ -	\$ -	\$ -	\$ -	\$ -	\$ -	\$ -	\$ -	\$ -
C-Ray Properties LLC	53-05-30-300-036.002-004	2339	1A	N	\$ -	\$ -	\$ -	\$ -	\$ -	\$ -	\$ -	\$ -	\$ -
Melvin, Nancy E	53-05-31-200-001.001-004	2301	1A	N	\$ -	\$ -	\$ -	\$ -	\$ -	\$ -	\$ -	\$ -	\$ -
Pierce, Tina M	53-05-31-200-002.000-004		1A	N	\$ -	\$ -	\$ -	\$ -	\$ -	\$ -	\$ -	\$ -	\$ -
Cowden, Donald L Revocable Trust	53-05-31-200-008.000-004		1A	N	\$ -	\$ -	\$ -	\$ -	\$ -	\$ -	\$ -	\$ -	\$ -
Cowden, Donald L Revocable Trust	53-05-31-200-001.000-004		1A	N	\$ -	\$ -	\$ -	\$ -	\$ -	\$ -	\$ -	\$ -	\$ -
RM Bland Enterprises LLC	53-05-31-201-010.000-004	1624	1A	N	\$ -	\$ -	\$ -	\$ -	\$ -	\$ -	\$ -	\$ -	\$ -
Westside Church Of Christ, Trustees Of	53-05-31-201-004.000-004	1624	1A	N	\$ -	\$ -	\$ -	\$ -	\$ -	\$ -	\$ -	\$ -	\$ -
C, & R Realty Llp	53-05-31-201-002.000-004	1624	1A	N	\$ -	\$ -	\$ -	\$ -	\$ -	\$ -	\$ -	\$ -	\$ -
Bloomington Shuttle Service Inc	53-05-31-201-013.000-004	1624	1A	N	\$ -	\$ -	\$ -	\$ -	\$ -	\$ -	\$ -	\$ -	\$ -
Krebbs, Jerry & Phyllis	53-05-31-201-011.000-004	1624	1A	N	\$ -	\$ -	\$ -	\$ -	\$ -	\$ -	\$ -	\$ -	\$ -
Mitchell, Christine	53-05-31-201-003.000-004	1624	1A	N	\$ -	\$ -	\$ -	\$ -	\$ -	\$ -	\$ -	\$ -	\$ -
Smith & Son Auto Repair Inc	53-05-31-201-008.000-004	1624	1A	N	\$ -	\$ -	\$ -	\$ -	\$ -	\$ -	\$ -	\$ -	\$ -
Parrish Family Farms LLC	53-05-31-201-005.000-004	1624	1A	N	\$ -	\$ -	\$ -	\$ -	\$ -	\$ -	\$ -	\$ -	\$ -
Williams, Ronald F Revocable Trust	53-05-31-201-014.000-004	1624	1A	N	\$ -	\$ -	\$ -	\$ -	\$ -	\$ -	\$ -	\$ -	\$ -
ABC Contractors LLC	53-05-31-201-009.000-004	1624	1A	N	\$ -	\$ -	\$ -	\$ -	\$ -	\$ -	\$ -	\$ -	\$ -
Williams, Ronald F Revocable Trust	53-05-31-201-012.000-004	1624	1A	N	\$ -	\$ -	\$ -	\$ -	\$ -	\$ -	\$ -	\$ -	\$ -
Northside Commercial Rentals LLC	53-05-31-201-015.000-004	1624	1A	N	\$ -	\$ -	\$ -	\$ -	\$ -	\$ -	\$ -	\$ -	\$ -
Williams, Ronald F Revocable Trust	53-05-31-201-006.000-004	1592	1A	N	\$ -	\$ -	\$ -	\$ -	\$ -	\$ -	\$ -	\$ -	\$ -
Bozarth Holding LLC	53-05-31-201-007.000-004	1624	1A	N	\$ -	\$ -	\$ -	\$ -	\$ -	\$ -	\$ -	\$ -	\$ -
Cowden, Donald L Revocable Trust	53-05-31-201-001.000-004	1624	1A	N	\$ -	\$ -	\$ -	\$ -	\$ -	\$ -	\$ -	\$ -	\$ -
Cowden, Donald L Revocable Trust	53-05-31-205-001.016-004	1624	1A	N	\$ -	\$ -	\$ -	\$ -	\$ -	\$ -	\$ -	\$ -	\$ -
Cowden, Donald L Revocable Trust	53-05-31-205-001.017-004	1624	1A	N	\$ -	\$ -	\$ -	\$ -	\$ -	\$ -	\$ -	\$ -	\$ -
Parrish Family Farms LLC	53-05-31-205-001.018-004	1624	1A	N	\$ -	\$ -	\$ -	\$ -	\$ -	\$ -	\$ -	\$ -	\$ -
Wistreich, David M & Elyse L;													
Wistreich, Samuel Solomon	53-05-29-100-018.029-004	2291	1A	N	\$ -	\$ -	\$ -	\$ -	\$ 293.89	\$ -	\$ -	\$ 293.89	\$ 293.89
Wooden, Steven W & Nancy E	53-05-29-100-018.030-004	2291	1A	N	\$ -	\$ -	\$ -	\$ -	\$ 432.92	\$ -	\$ -	\$ 432.92	\$ 432.92
Thoma, Mark & Jane	53-05-29-100-018.031-004	2291	1A	N	\$ -	\$ -	\$ -	\$ -	\$ 407.92	\$ -	\$ -	\$ 407.92	\$ 407.92
Kleiner, Kristopher	53-05-29-100-018.032-004	2291	1A	N	\$ -	\$ -	\$ -	\$ -	\$ 392.69	\$ -	\$ -	\$ 392.69	\$ 392.69
Sinn, Nancy L Revocable Trust	53-05-29-100-018.039-004		1A	N	\$ -	\$ -	\$ -	\$ -	\$ 248.20	\$ -	\$ -	\$ 248.20	\$ 248.20
Argenbright, James L & Jillaine Gay	53-05-29-100-018.040-004		1A	N	\$ -	\$ -	\$ -	\$ -	\$ 251.50	\$ -	\$ -	\$ 251.50	\$ 251.50
Stonelake Corp	53-05-29-100-018.098-004	2291	1A	N	\$ -	\$ -	\$ -	\$ -	\$ -	\$ -	\$ -	\$ -	\$ -
Stonelake Corp	53-05-29-100-018.099-004		1A	N	\$ -	\$ -	\$ -	\$ -	\$ -	\$ -	\$ -	\$ -	\$ -
Stone Lake Corp	53-01-21-180-101.000-004		1A	N	\$ -	\$ -	\$ -	\$ -	\$ -	\$ -	\$ -	\$ -	\$ -
Loman, Scott S. & Shearn, James W.	53-05-29-100-016.000-004		1A	N	\$ -	\$ -	\$ -	\$ -	\$ 144.87	\$ -	\$ -	\$ 144.87	\$ 144.87
Behrman, Eric L & McCann, Sharon S	53-05-29-100-054.000-004		1A	N	\$ -	\$ -	\$ -	\$ -	\$ 125.93	\$ -	\$ -	\$ 125.93	\$ 125.93
Addisu, Hannah N	53-05-29-100-011.000-004		1A	N	\$ -	\$ -	\$ -	\$ -	\$ 130.88	\$ -	\$ -	\$ 130.88	\$ 130.88
Kuebler, Sandra	53-05-29-100-031.000-004		1A	N	\$ -	\$ -	\$ -	\$ -	\$ 104.01	\$ -	\$ -	\$ 104.01	\$ 104.01
Hoke, Nancy K & Dean E	53-05-29-100-030.000-004		1A	N	\$ -	\$ -	\$ -	\$ -	\$ 130.78	\$ -	\$ -	\$ 130.78	\$ 130.78
Greene, Earl & Rosann	53-05-29-100-024.000-004		1A	N	\$ -	\$ -	\$ -	\$ -	\$ -	\$ 434.01	\$ -	\$ 434.01	\$ 434.01

City of Bloomington

Area #1A: South-West Annexation Area - Circuit Breaker Impacts Analysis

Owner Name	Parcel #	Waiver	Annexation Area	AG	Pre-Annex 1% CB Credits	Pre-Annex 2% CB Credits	Pre-Annex 65 & Over CB Credits	Pre-Annex Total CB Credits	Post-Annex 1% CB Credits	Post-Annex 2% CB Credits	Post-Annex 65 & Over CB Credits	Post-Annex Total CB Credits	Total Post-Annex CB Credits Increase
Koch, Edward R & Christine A	53-05-29-100-042.000-004		1A	N	\$ -	\$ -	\$ -	\$ -	\$ 97.95	\$ -	\$ -	\$ 97.95	\$ 97.95
Phillips, Bert F & Karen F	53-05-29-100-049.000-004		1A	N	\$ -	\$ -	\$ -	\$ -	\$ 229.57	\$ -	\$ -	\$ 229.57	\$ 229.57
Slater, Sunny K	53-05-29-100-006.000-004	1769	1A	N	\$ -	\$ -	\$ -	\$ -	\$ 85.19	\$ -	\$ -	\$ 85.19	\$ 85.19
Harpring, Elizabeth A	53-05-29-100-012.000-004		1A	N	\$ -	\$ -	\$ -	\$ -	\$ 61.72	\$ -	\$ -	\$ 61.72	\$ 61.72
Tabereaux, Martha H	53-05-29-100-017.000-004		1A	N	\$ -	\$ -	\$ -	\$ -	\$ 182.63	\$ -	\$ -	\$ 182.63	\$ 182.63
Hust, Darrell V & Lillian E	53-05-29-100-009.000-004		1A	N	\$ -	\$ -	\$ -	\$ -	\$ 107.01	\$ -	\$ -	\$ 107.01	\$ 107.01
Graves, Richard A & Elizabeth S	53-05-29-100-003.000-004		1A	N	\$ -	\$ -	\$ -	\$ -	\$ 156.41	\$ -	\$ -	\$ 156.41	\$ 156.41
Mizgalski, Tina L; Jennifer Galvan;													
Kelly L & Tracy N Rank	53-05-29-100-036.000-004		1A	N	\$ -	\$ -	\$ -	\$ -	\$ -	\$ 469.60	\$ -	\$ 469.60	\$ 469.60
Stonelake Corp	53-05-29-100-061.000-004		1A	N	\$ -	\$ -	\$ -	\$ -	\$ -	\$ -	\$ -	\$ -	\$ -
Stonelake Corp	53-05-29-100-035.000-004	1927	1A	N	\$ -	\$ -	\$ -	\$ -	\$ -	\$ -	\$ -	\$ -	\$ -
Stonelake Corp	53-05-29-100-050.000-004		1A	N	\$ -	\$ -	\$ -	\$ -	\$ -	\$ -	\$ -	\$ -	\$ -
Hauser, Claudia G	53-05-29-100-028.000-004		1A	N	\$ -	\$ -	\$ -	\$ -	\$ 144.47	\$ -	\$ -	\$ 144.47	\$ 144.47
Grubb, Donald E & Waneta J	53-05-31-203-010.000-004		1A	N	\$ -	\$ -	\$ -	\$ -	\$ -	\$ -	\$ -	\$ -	\$ -
Bryan Rental Inc	53-05-31-204-001.000-004	1023	1A	N	\$ -	\$ -	\$ -	\$ -	\$ -	\$ -	\$ -	\$ -	\$ -
Bryan Rental Inc	53-05-31-204-006.000-004		1A	N	\$ -	\$ -	\$ -	\$ -	\$ -	\$ -	\$ -	\$ -	\$ -
Bryan Rental Inc	53-05-31-204-004.000-004		1A	N	\$ -	\$ -	\$ -	\$ -	\$ -	\$ -	\$ -	\$ -	\$ -
Bryan Rental Inc	53-05-31-204-002.000-004		1A	N	\$ -	\$ -	\$ -	\$ -	\$ -	\$ -	\$ -	\$ -	\$ -
TDDM LLC	53-05-31-204-003.000-004		1A	N	\$ -	\$ -	\$ -	\$ -	\$ -	\$ -	\$ -	\$ -	\$ -
Cardinal-Indiana Inc	53-05-31-203-025.000-004		1A	N	\$ -	\$ -	\$ -	\$ -	\$ -	\$ -	\$ -	\$ -	\$ -
Dyer, Michael & Susan M	53-05-31-203-013.000-004	1567	1A	N	\$ -	\$ -	\$ -	\$ -	\$ -	\$ -	\$ -	\$ -	\$ -
Carefree Enterprises LLC	53-05-31-203-023.000-004		1A	N	\$ -	\$ -	\$ -	\$ -	\$ -	\$ -	\$ -	\$ -	\$ -
Carefree Enterprises LLC	53-05-31-203-008.000-004	1271	1A	N	\$ -	\$ -	\$ -	\$ -	\$ -	\$ -	\$ -	\$ -	\$ -
Strains, Laurens B, Post 604 Veterans of Foreign Wars of the United States Inc	53-05-31-203-005.000-004		1A	N	\$ -	\$ -	\$ -	\$ -	\$ -	\$ -	\$ -	\$ -	\$ -
Bryan Rental Inc	53-05-31-203-009.000-004	1435	1A	N	\$ -	\$ -	\$ -	\$ -	\$ -	\$ -	\$ -	\$ -	\$ -
BACH 2182 Investments, LLC	53-05-31-202-004.000-004	2438	1A	N	\$ -	\$ -	\$ -	\$ -	\$ -	\$ -	\$ -	\$ -	\$ -
BACH 2182 Investments, LLC	53-05-31-202-003.000-004	2438	1A	N	\$ -	\$ -	\$ -	\$ -	\$ -	\$ -	\$ -	\$ -	\$ -
Hawkins, Ruby Jane	53-05-30-300-001.000-004	1873	1A	N	\$ -	\$ -	\$ -	\$ -	\$ -	\$ -	\$ -	\$ -	\$ -
Baldwin, Larry E. & Marcia A.	53-05-31-200-009.000-004		1A	N	\$ -	\$ -	\$ 208.00	\$ 208.00	\$ -	\$ -	\$ 628.02	\$ 628.02	\$ 420.02
Storey, Nathen	53-05-29-200-046.000-004		1A	N	\$ -	\$ -	\$ -	\$ -	\$ -	\$ 348.12	\$ -	\$ 348.12	\$ 348.12
Reed Quarries, Inc.	53-05-29-200-016.000-004		1A	N	\$ -	\$ -	\$ -	\$ -	\$ -	\$ -	\$ -	\$ -	\$ -
State Of Indiana	53-05-29-200-055.000-004		1A	N	\$ -	\$ -	\$ -	\$ -	\$ -	\$ -	\$ -	\$ -	\$ -
Dede, Paul M	53-05-29-100-032.000-004		1A	N	\$ -	\$ -	\$ -	\$ -	\$ 255.50	\$ -	\$ -	\$ 255.50	\$ 255.50
Rimstidt, Robert & Nelda S	53-05-29-100-001.000-004	1927	1A	N	\$ -	\$ -	\$ -	\$ -	\$ 303.67	\$ -	\$ -	\$ 303.67	\$ 303.67
Densford, Catherine C	53-05-29-100-005.000-004	1927	1A	N	\$ -	\$ -	\$ -	\$ -	\$ 118.52	\$ -	\$ -	\$ 118.52	\$ 118.52
Cowden, J.D.	53-05-29-100-019.000-004	1927	1A	N	\$ -	\$ -	\$ -	\$ -	\$ -	\$ 459.46	\$ -	\$ 459.46	\$ 459.46
Ashton, Andrew J	53-05-29-100-020.000-004	1927	1A	N	\$ -	\$ -	\$ -	\$ -	\$ 184.28	\$ -	\$ -	\$ 184.28	\$ 184.28
BACH 2128 Investments, LLC	53-05-31-202-005.000-004	2438	1A	N	\$ -	\$ -	\$ -	\$ -	\$ -	\$ -	\$ -	\$ -	\$ -
Shelby Bloomington LLC	53-05-31-202-007.000-004		1A	N	\$ -	\$ -	\$ -	\$ -	\$ -	\$ -	\$ -	\$ -	\$ -
Monroe County Real Estate Investment LLC	53-05-31-202-001.000-004		1A	N	\$ -	\$ -	\$ -	\$ -	\$ -	\$ -	\$ -	\$ -	\$ -
Tarbert Properties LLC	53-05-31-203-012.000-004		1A	N	\$ -	\$ -	\$ -	\$ -	\$ -	\$ -	\$ -	\$ -	\$ -
Hoosier Hills Food Bank Inc	53-05-31-203-019.000-004		1A	N	\$ -	\$ -	\$ -	\$ -	\$ -	\$ -	\$ -	\$ -	\$ -
Hoosier Hills Food Bank Inc	53-05-31-203-022.000-004		1A	N	\$ -	\$ -	\$ -	\$ -	\$ -	\$ -	\$ -	\$ -	\$ -
MCD Machine Incorporated	53-05-31-203-006.000-004		1A	N	\$ -	\$ -	\$ -	\$ -	\$ -	\$ -	\$ -	\$ -	\$ -
Fosnacht, Kevin J	53-05-29-100-004.000-004	1927	1A	N	\$ -	\$ -	\$ -	\$ -	\$ 50.61	\$ -	\$ -	\$ 50.61	\$ 50.61
Danielson, Keith A. & L/E Danielson, Marilyn J.	53-05-29-100-002.000-004	1927	1A	N	\$ -	\$ -	\$ -	\$ -	\$ 218.86	\$ -	\$ -	\$ 218.86	\$ 218.86
Van Hook, Philip & Barbara Revocable Trust	53-05-29-100-010.000-004	1927	1A	N	\$ -	\$ -	\$ -	\$ -	\$ 211.86	\$ -	\$ -	\$ 211.86	\$ 211.86
Satter, Richard E & Ethel A	53-05-29-100-037.000-004	1927	1A	N	\$ -	\$ -	\$ -	\$ -	\$ 177.70	\$ -	\$ -	\$ 177.70	\$ 177.70

City of Bloomington

Area #1A: South-West Annexation Area - Circuit Breaker Impacts Analysis

Owner Name	Parcel #	Waiver	Annexation Area	AG	Pre-Annex 1% CB Credits	Pre-Annex 2% CB Credits	Pre-Annex 65 & Over CB Credits	Pre-Annex Total CB Credits	Post-Annex 1% CB Credits	Post-Annex 2% CB Credits	Post-Annex 65 & Over CB Credits	Post-Annex Total CB Credits	Total Post-Annex CB Credits Increase
Boyd, Michael W & Judith A	53-05-29-100-055.000-004	1927	1A	N	\$ -	\$ -	\$ -	\$ -	\$ -	\$ -	\$ -	\$ -	\$ -
Pate, Marvin L & Terry J	53-05-29-100-059.000-004	1927	1A	N	\$ -	\$ -	\$ -	\$ -	\$ 632.27	\$ -	\$ -	\$ 632.27	\$ 632.27
Heaton, Donald & Wildonna Edwards	53-05-29-100-033.000-004	1927	1A	N	\$ -	\$ -	\$ -	\$ -	\$ 477.79	\$ -	\$ -	\$ 477.79	\$ 477.79
McKinney Family Revocable Trust	53-05-29-100-060.000-004	1927	1A	N	\$ -	\$ -	\$ -	\$ -	\$ -	\$ -	\$ -	\$ -	\$ -
Hellums, William L & Sabrina M	53-05-29-100-034.000-004	1927	1A	N	\$ -	\$ -	\$ -	\$ -	\$ 337.53	\$ -	\$ -	\$ 337.53	\$ 337.53
Keucher, Stephen L & Diane M Revocable Trust	53-05-29-100-025.000-004	1927	1A	N	\$ -	\$ -	\$ -	\$ -	\$ 408.22	\$ -	\$ -	\$ 408.22	\$ 408.22
Hoadley, B. G. Inc.	53-05-20-300-001.000-004		1A	N	\$ -	\$ -	\$ -	\$ -	\$ -	\$ -	\$ -	\$ -	\$ -
HHL Properties LLC	53-05-31-203-017.000-004	1215	1A	N	\$ -	\$ -	\$ -	\$ -	\$ -	\$ -	\$ -	\$ -	\$ -
Cloud, Carol A Revocable Trust & Cloud, Todd D Trust & Ison, Dennis C	53-05-31-203-024.000-004		1A	N	\$ -	\$ -	\$ -	\$ -	\$ -	\$ -	\$ -	\$ -	\$ -
His Properties LLC	53-05-31-203-011.000-004	2142	1A	N	\$ -	\$ -	\$ -	\$ -	\$ -	\$ -	\$ -	\$ -	\$ -
Huntley, David Rex & Karlene B	53-05-31-203-003.000-004		1A	N	\$ -	\$ -	\$ -	\$ -	\$ -	\$ -	\$ -	\$ -	\$ -
Tarbert Properties LLC	53-05-31-203-020.000-004	2192	1A	N	\$ -	\$ -	\$ -	\$ -	\$ -	\$ -	\$ -	\$ -	\$ -
Shelby Bloomington LLC	53-05-31-202-006.000-004	1687	1A	N	\$ -	\$ -	\$ -	\$ -	\$ -	\$ -	\$ -	\$ -	\$ -
Gailes Gas & Electric Inc.	53-05-31-203-014.000-004		1A	N	\$ -	\$ -	\$ -	\$ -	\$ -	\$ -	\$ -	\$ -	\$ -
E & B Paving Inc	53-05-31-203-018.000-004		1A	N	\$ -	\$ -	\$ -	\$ -	\$ -	\$ -	\$ -	\$ -	\$ -
Hanna, William K Trucking Inc	53-05-31-203-026.000-004	2091	1A	N	\$ -	\$ -	\$ -	\$ -	\$ -	\$ -	\$ -	\$ -	\$ -
T & R Rentals LLC	53-05-31-203-015.000-004		1A	N	\$ -	\$ -	\$ -	\$ -	\$ -	\$ -	\$ -	\$ -	\$ -
Sowders, Gerald	53-05-31-203-007.000-004		1A	N	\$ -	\$ -	\$ -	\$ -	\$ -	\$ -	\$ -	\$ -	\$ -
Hoadley, B G Inc	53-05-29-200-023.000-005		1A	N	\$ -	\$ -	\$ -	\$ -	\$ -	\$ -	\$ -	\$ -	\$ -
Wakhungu, Henry Kerre & Phoebe Khasiala	53-05-29-100-026.000-004		1A	N	\$ -	\$ -	\$ -	\$ -	\$ -	\$ 254.98	\$ -	\$ 254.98	\$ 254.98
Siebert, Patricia H & Andrew	53-05-29-200-051.000-004		1A	N	\$ -	\$ -	\$ -	\$ -	\$ -	\$ -	\$ -	\$ -	\$ -
Reed Quarries, Inc.	53-05-20-300-033.000-004		1A	N	\$ -	\$ -	\$ -	\$ -	\$ -	\$ -	\$ -	\$ -	\$ -
AT&T Network Real Estate Administration	53-01-22-063-010.000-004		1A	N	\$ -	\$ -	\$ -	\$ -	\$ -	\$ -	\$ -	\$ -	\$ -
HREH LLC	53-05-31-203-016.000-004		1A	N	\$ -	\$ -	\$ -	\$ -	\$ -	\$ -	\$ -	\$ -	\$ -
Langley, Robert C & Helen V	53-05-31-200-005.000-004	2504	1A	N	\$ -	\$ -	\$ -	\$ -	\$ 105.66	\$ -	\$ -	\$ 105.66	\$ 105.66
O'Malley, Linda L	53-09-01-202-016.000-015		1A	N	\$ -	\$ -	\$ -	\$ -	\$ -	\$ 364.89	\$ -	\$ 364.89	\$ 364.89
Pate, Sharon A	53-09-12-201-013.000-015		1A	N	\$ -	\$ -	\$ -	\$ -	\$ -	\$ -	\$ -	\$ -	\$ -
Johnson, Larry E. & Deborah E.	53-09-01-210-015.000-015		1A	N	\$ -	\$ -	\$ -	\$ -	\$ 9.40	\$ -	\$ -	\$ 9.40	\$ 9.40
Creek, Donald E & Sandra M	53-09-12-201-016.000-015		1A	N	\$ -	\$ -	\$ -	\$ -	\$ -	\$ -	\$ -	\$ -	\$ -
State Of Indiana	53-01-61-740-001.000-015		1A	N	\$ -	\$ -	\$ -	\$ -	\$ -	\$ -	\$ -	\$ -	\$ -
Manns, Sojourner Ann	53-09-01-209-058.000-015		1A	N	\$ -	\$ -	\$ -	\$ -	\$ -	\$ -	\$ -	\$ -	\$ -
Wyatte, Andrea E	53-04-36-302-021.000-011		1A	N	\$ -	\$ -	\$ -	\$ -	\$ -	\$ -	\$ -	\$ -	\$ -
Gronek, Jeffrey W & Linda A	53-04-36-303-035.000-011		1A	N	\$ -	\$ -	\$ -	\$ -	\$ 127.47	\$ -	\$ -	\$ 127.47	\$ 127.47
Barber, Larry S & Kathy	53-04-36-303-048.000-011		1A	N	\$ -	\$ -	\$ -	\$ -	\$ -	\$ -	\$ -	\$ -	\$ -
McGrath, Doris E & Owens, J Jordan	53-04-36-301-006.000-011		1A	N	\$ -	\$ -	\$ -	\$ -	\$ -	\$ -	\$ -	\$ -	\$ -
Wampler, Jessie L	53-04-36-303-079.000-011		1A	N	\$ -	\$ -	\$ -	\$ -	\$ -	\$ -	\$ -	\$ -	\$ -
McKee, Violeta G	53-04-36-301-003.000-011		1A	N	\$ -	\$ -	\$ -	\$ -	\$ -	\$ -	\$ -	\$ -	\$ -
McKee, George B. & Fe Christine E.	53-04-36-303-064.000-011		1A	N	\$ -	\$ -	\$ -	\$ -	\$ -	\$ -	\$ -	\$ -	\$ -
Cross, Debra L	53-04-36-302-004.000-011		1A	N	\$ -	\$ -	\$ -	\$ -	\$ -	\$ -	\$ -	\$ -	\$ -
Linxwiler, Michael D & Linda L & Linxwiler, Zachary Dean	53-04-36-301-016.000-011		1A	N	\$ -	\$ -	\$ -	\$ -	\$ -	\$ -	\$ -	\$ -	\$ -
Eppert, Joshua L & Brocklan D	53-09-01-213-030.000-015		1A	N	\$ -	\$ -	\$ -	\$ -	\$ 62.41	\$ -	\$ -	\$ 62.41	\$ 62.41
Rathbun, Travis & Heather	53-09-01-212-012.000-015		1A	N	\$ -	\$ -	\$ -	\$ -	\$ -	\$ -	\$ -	\$ -	\$ -
Conder, William I. Jr. & Brenda R.	53-09-03-103-009.000-015	2282	1A	N	\$ -	\$ -	\$ -	\$ -	\$ -	\$ -	\$ -	\$ -	\$ -
Hupp, Phillip E	53-09-01-212-011.000-015		1A	N	\$ -	\$ -	\$ -	\$ -	\$ -	\$ -	\$ -	\$ -	\$ -
Public Investment Corp	53-09-01-300-027.000-015		1A	N	\$ -	\$ -	\$ -	\$ -	\$ -	\$ 2,942.13	\$ -	\$ 2,942.13	\$ 2,942.13

City of Bloomington

Area #1A: South-West Annexation Area - Circuit Breaker Impacts Analysis

Owner Name	Parcel #	Waiver	Annexation Area	AG	Pre-Annex 1% CB Credits	Pre-Annex 2% CB Credits	Pre-Annex 65 & Over CB Credits	Pre-Annex Total CB Credits	Post-Annex 1% CB Credits	Post-Annex 2% CB Credits	Post-Annex 65 & Over CB Credits	Post-Annex Total CB Credits	Total Post-Annex CB Credits Increase
Back, Henry R & Alice A	53-09-01-210-014.000-015		1A	N	\$ -	\$ -	\$ -	\$ -	\$ -	\$ -	\$ -	\$ -	\$ -
Lawyer, Dan & Beth	53-09-01-210-013.000-015		1A	N	\$ -	\$ -	\$ -	\$ -	\$ -	\$ -	\$ -	\$ -	\$ -
Yoder, Benjamin S & Stephanie D	53-09-12-201-018.000-015		1A	N	\$ -	\$ -	\$ -	\$ -	\$ -	\$ -	\$ -	\$ -	\$ -
Jaynes, Pamela K	53-09-12-201-027.000-015		1A	N	\$ -	\$ -	\$ -	\$ -	\$ -	\$ -	\$ -	\$ -	\$ -
Prewitt, Dwight & Esther E Joint Revocable Trust	53-09-12-200-029.000-015		1A	N	\$ -	\$ -	\$ -	\$ -	\$ -	\$ 155.69	\$ -	\$ 155.69	\$ 155.69
Lunsford, Lawrence	53-09-01-202-007.000-015		1A	N	\$ -	\$ -	\$ -	\$ -	\$ -	\$ 310.88	\$ -	\$ 310.88	\$ 310.88
Prewitt, Dwight & Esther E Joint Revocable Trust	53-09-12-200-022.000-015		1A	N	\$ -	\$ -	\$ -	\$ -	\$ -	\$ 236.54	\$ -	\$ 236.54	\$ 236.54
Prewitt, Dwight & Esther E Joint Revocable Trust	53-09-12-200-004.000-015		1A	N	\$ -	\$ -	\$ -	\$ -	\$ -	\$ 166.46	\$ -	\$ 166.46	\$ 166.46
Lagneaux, Maurice	53-09-01-212-007.000-015		1A	N	\$ -	\$ -	\$ -	\$ -	\$ -	\$ -	\$ -	\$ -	\$ -
Farmer, Benjamin Charles & Brittany Nicole	53-09-12-201-026.000-015		1A	N	\$ -	\$ -	\$ -	\$ -	\$ -	\$ -	\$ -	\$ -	\$ -
Trinity Reformed Church of Bloomington, Indiana Inc.	53-09-12-200-008.000-015	2373	1A	N	\$ -	\$ -	\$ -	\$ -	\$ -	\$ -	\$ -	\$ -	\$ -
Funkhouser, Donald Gene; Funkhouser, Roger G & State Of Indiana	53-09-11-400-009.000-015		1A	N	\$ -	\$ -	\$ -	\$ -	\$ -	\$ 343.17	\$ -	\$ 343.17	\$ 343.17
Trinity Reformed Church of Bloomington, Indiana Inc.	53-09-11-400-006.000-015	2373	1A	N	\$ -	\$ -	\$ -	\$ -	\$ -	\$ -	\$ -	\$ -	\$ -
State Of Indiana	53-09-11-400-005.000-015		1A	N	\$ -	\$ -	\$ -	\$ -	\$ -	\$ -	\$ -	\$ -	\$ -
Trinity Reformed Church of Bloomington, Indiana Inc.	53-09-11-400-006.002-015	2373	1A	Y	\$ -	\$ -	\$ -	\$ -	\$ -	\$ -	\$ -	\$ -	\$ -
Curell, David & Annette	53-09-11-400-006.004-015	2373	1A	N	\$ -	\$ -	\$ -	\$ -	\$ 432.24	\$ -	\$ -	\$ 432.24	\$ 432.24
Boles, Michael & Lisa	53-09-11-400-006.005-015	2373	1A	N	\$ -	\$ -	\$ -	\$ -	\$ -	\$ -	\$ -	\$ -	\$ -
Coopridge, Karen M	53-09-02-200-075.000-015	1603	1A	N	\$ -	\$ -	\$ -	\$ -	\$ 100.15	\$ -	\$ -	\$ 100.15	\$ 100.15
Tompkins, Douglas & Darla	53-09-02-200-023.000-015	1603	1A	N	\$ -	\$ -	\$ -	\$ -	\$ 82.15	\$ -	\$ -	\$ 82.15	\$ 82.15
Nicholson, Justin R & Liesel E	53-09-02-200-056.000-015	1603	1A	N	\$ -	\$ -	\$ -	\$ -	\$ 5.37	\$ -	\$ -	\$ 5.37	\$ 5.37
Lamb, Micah J & Erin Alexandra	53-09-02-200-138.000-015	1603	1A	N	\$ -	\$ -	\$ -	\$ -	\$ -	\$ -	\$ -	\$ -	\$ -
Newquist, Dayne W	53-09-02-200-140.000-015	1603	1A	N	\$ -	\$ -	\$ -	\$ -	\$ 139.80	\$ -	\$ -	\$ 139.80	\$ 139.80
Kirby, Ricky W & Angela D	53-09-02-200-121.000-015	1603	1A	N	\$ -	\$ -	\$ -	\$ -	\$ -	\$ -	\$ -	\$ -	\$ -
McMillen, Jezreel	53-09-02-200-131.000-015	1603	1A	N	\$ -	\$ -	\$ -	\$ -	\$ 68.55	\$ -	\$ -	\$ 68.55	\$ 68.55
Von Buchler, Wolfgang H & Judith L	53-09-02-200-014.000-015	1603	1A	N	\$ -	\$ -	\$ -	\$ -	\$ -	\$ -	\$ -	\$ -	\$ -
McCroskey, Brian & Diane M	53-09-02-200-031.000-015	1603	1A	N	\$ -	\$ -	\$ -	\$ -	\$ -	\$ -	\$ -	\$ -	\$ -
Hartsock, Anna G	53-09-02-200-060.000-015	1603	1A	N	\$ -	\$ -	\$ -	\$ -	\$ -	\$ -	\$ -	\$ -	\$ -
Warren, David C & Rachel K Fleishman	53-09-02-200-102.000-015	1603	1A	N	\$ -	\$ -	\$ -	\$ -	\$ 2.75	\$ -	\$ -	\$ 2.75	\$ 2.75
Smith, Cynthia A & w//e Norma J Smith	53-09-02-200-061.000-015	1603	1A	N	\$ -	\$ -	\$ 461.00	\$ 461.00	\$ -	\$ -	\$ 954.34	\$ 954.34	\$ 493.34
Chastain, Randy Chester & Angelina Dawn	53-09-02-200-124.000-015	1603	1A	N	\$ -	\$ -	\$ -	\$ -	\$ -	\$ -	\$ -	\$ -	\$ -
Goode, Jesse	53-09-02-200-105.000-015	1603	1A	N	\$ -	\$ -	\$ -	\$ -	\$ 76.01	\$ -	\$ -	\$ 76.01	\$ 76.01
Ernest, Nathan Ryan	53-09-02-200-125.000-015	1603	1A	N	\$ -	\$ -	\$ -	\$ -	\$ 106.72	\$ -	\$ -	\$ 106.72	\$ 106.72
Smith, Cynthia A	53-09-02-200-103.000-015	1603	1A	N	\$ -	\$ -	\$ -	\$ -	\$ -	\$ -	\$ -	\$ -	\$ -
Adams, Ryan J	53-09-02-200-032.000-015	1603	1A	N	\$ -	\$ -	\$ -	\$ -	\$ 80.40	\$ -	\$ -	\$ 80.40	\$ 80.40
Hapipat, Ben	53-09-02-200-083.000-015	1603	1A	N	\$ -	\$ -	\$ -	\$ -	\$ 46.18	\$ -	\$ -	\$ 46.18	\$ 46.18
Pendill-Weatherbee, Heather L	53-09-02-200-005.001-015	1603	1A	N	\$ -	\$ -	\$ -	\$ -	\$ -	\$ -	\$ -	\$ -	\$ -
Bentley, Todd J & Sally A	53-09-02-200-148.000-015	1603	1A	N	\$ -	\$ -	\$ -	\$ -	\$ -	\$ -	\$ -	\$ -	\$ -
Dorcon, Matthew; Tansley, Megan	53-09-02-200-082.000-015	1603	1A	N	\$ -	\$ -	\$ -	\$ -	\$ 15.03	\$ -	\$ -	\$ 15.03	\$ 15.03
Newton, Laura A	53-09-02-200-026.000-015	1603	1A	N	\$ -	\$ -	\$ -	\$ -	\$ -	\$ -	\$ -	\$ -	\$ -

City of Bloomington

Area #1A: South-West Annexation Area - Circuit Breaker Impacts Analysis

Owner Name	Parcel #	Waiver	Annexation Area	AG	Pre-Annex 1% CB Credits	Pre-Annex 2% CB Credits	Pre-Annex 65 & Over CB Credits	Pre-Annex Total CB Credits	Post-Annex 1% CB Credits	Post-Annex 2% CB Credits	Post-Annex 65 & Over CB Credits	Post-Annex Total CB Credits	Total Post-Annex CB Credits Increase
Stonechase Homeowners Association, Inc	53-09-02-400-003.097-015	2309	1A	N	\$ -	\$ -	\$ -	\$ -	\$ -	\$ -	\$ -	\$ -	\$ -
Stonechase Homeowners Association, Inc	53-09-02-400-003.099-015	2309	1A	N	\$ -	\$ -	\$ -	\$ -	\$ -	\$ -	\$ -	\$ -	\$ -
Burris, Carla J	53-09-01-210-004.000-015		1A	N	\$ -	\$ -	\$ -	\$ -	\$ -	\$ -	\$ 470.83	\$ 470.83	\$ 470.83
Mobley, Frank M Jr & Julia M	53-09-02-101-002.000-015		1A	N	\$ -	\$ -	\$ -	\$ -	\$ -	\$ -	\$ -	\$ -	\$ -
Higgins, Richard L & Patricia L	53-09-02-101-015.000-015		1A	N	\$ -	\$ -	\$ -	\$ -	\$ 66.35	\$ -	\$ -	\$ 66.35	\$ 66.35
Martin, Timothy Dale & San , Patricia E Wong Swie	53-09-12-201-019.000-015		1A	N	\$ -	\$ -	\$ -	\$ -	\$ -	\$ -	\$ -	\$ -	\$ -
Santo, Christy J	53-09-01-202-034.000-015		1A	N	\$ -	\$ -	\$ -	\$ -	\$ -	\$ -	\$ -	\$ -	\$ -
Spears, Elizabeth A & Dennis L	53-09-01-209-027.000-015		1A	N	\$ -	\$ -	\$ -	\$ -	\$ -	\$ -	\$ -	\$ -	\$ -
Payne, Vincent G. & Regina M.	53-09-01-212-025.000-015		1A	N	\$ -	\$ -	\$ -	\$ -	\$ 56.56	\$ -	\$ -	\$ 56.56	\$ 56.56
Fitch, Jonathan M & Mayafior S	53-09-01-209-042.000-015		1A	N	\$ -	\$ -	\$ -	\$ -	\$ -	\$ -	\$ -	\$ -	\$ -
Shaw, Robert V & Nancy L	53-09-11-101-002.000-015		1A	N	\$ -	\$ -	\$ -	\$ -	\$ -	\$ -	\$ -	\$ -	\$ -
Shaw, Russell E	53-09-11-101-001.000-015		1A	N	\$ -	\$ -	\$ -	\$ -	\$ -	\$ -	\$ -	\$ -	\$ -
State Of Indiana	53-09-14-100-014.000-015		1A	N	\$ -	\$ -	\$ -	\$ -	\$ -	\$ -	\$ -	\$ -	\$ -
Westmoreland LLC	53-09-12-201-005.000-015		1A	N	\$ -	\$ -	\$ -	\$ -	\$ -	\$ 313.14	\$ -	\$ 313.14	\$ 313.14
Crandall, Ruth Ann	53-09-01-209-067.000-015		1A	N	\$ -	\$ -	\$ -	\$ -	\$ -	\$ -	\$ -	\$ -	\$ -
Cochrane, Clyde S III & Shari L Foust	53-09-02-300-022.000-015		1A	N	\$ -	\$ -	\$ -	\$ -	\$ 109.35	\$ -	\$ -	\$ 109.35	\$ 109.35
White, Jill R	53-09-01-400-009.000-015		1A	N	\$ -	\$ -	\$ -	\$ -	\$ -	\$ 248.31	\$ -	\$ 248.31	\$ 248.31
Brown, Dale R	53-09-01-210-009.000-015		1A	N	\$ -	\$ -	\$ -	\$ -	\$ 58.01	\$ -	\$ -	\$ 58.01	\$ 58.01
Jennings, Kevin R & April E	53-09-12-201-024.000-015		1A	N	\$ -	\$ -	\$ -	\$ -	\$ -	\$ -	\$ -	\$ -	\$ -
Byers, John E Revocable Trust	53-09-12-200-021.001-015	2087	1A	N	\$ -	\$ -	\$ -	\$ -	\$ -	\$ -	\$ -	\$ -	\$ -
Byers, John E Revocable Trust	53-09-12-200-021.002-015	2087	1A	N	\$ -	\$ -	\$ -	\$ -	\$ 67.23	\$ 580.47	\$ -	\$ 647.70	\$ 647.70
Culver, Lyn R & Linda J	53-09-01-213-001.000-015		1A	N	\$ -	\$ -	\$ -	\$ -	\$ -	\$ -	\$ -	\$ -	\$ -
Cardwell, Wilma M Trust	53-09-01-211-001.000-015		1A	N	\$ -	\$ -	\$ 353.00	\$ 353.00	\$ -	\$ -	\$ 914.05	\$ 914.05	\$ 561.05
Harden, Bobbi J & Fuller, Vicki	53-04-36-303-012.000-011		1A	N	\$ -	\$ -	\$ -	\$ -	\$ -	\$ -	\$ -	\$ -	\$ -
Roberts, Christopher M & Diane D	53-04-36-303-028.000-011		1A	N	\$ -	\$ -	\$ -	\$ -	\$ 286.29	\$ -	\$ -	\$ 286.29	\$ 286.29
Ivy Tech State College	53-04-35-400-005.000-011		1A	N	\$ -	\$ -	\$ -	\$ -	\$ -	\$ -	\$ -	\$ -	\$ -
Storage Express Holdings III	53-04-35-401-002.000-011	1514	1A	N	\$ -	\$ 1,237.96	\$ -	\$ 1,237.96	\$ -	\$ 888.52	\$ -	\$ 888.52	\$ (349.43)
Tree Of Life Inc	53-04-35-401-005.000-011		1A	N	\$ -	\$ -	\$ -	\$ -	\$ -	\$ -	\$ -	\$ -	\$ -
Bell, Jason D & Carrie A Brinson	53-04-36-100-041.000-011	1131	1A	N	\$ -	\$ -	\$ -	\$ -	\$ 122.43	\$ -	\$ -	\$ 122.43	\$ 122.43
Bruce, Perry S & Sheila R	53-04-36-303-007.000-011		1A	N	\$ -	\$ 1,050.44	\$ -	\$ 1,050.44	\$ -	\$ 753.93	\$ -	\$ 753.93	\$ (296.50)
State Of Indiana	53-04-36-303-044.000-011		1A	N	\$ -	\$ -	\$ -	\$ -	\$ -	\$ -	\$ -	\$ -	\$ -
Tasus Corp	53-04-35-401-003.000-011		1A	N	\$ -	\$ -	\$ -	\$ -	\$ -	\$ -	\$ -	\$ -	\$ -
State Of Indiana	53-09-12-300-018.000-015		1A	N	\$ -	\$ -	\$ -	\$ -	\$ -	\$ -	\$ -	\$ -	\$ -
James, Nusawan	53-09-01-202-023.000-015		1A	N	\$ -	\$ -	\$ -	\$ -	\$ -	\$ -	\$ -	\$ -	\$ -
Xha, Kostandin & Violeta	53-09-01-209-044.000-015		1A	N	\$ -	\$ -	\$ -	\$ -	\$ -	\$ -	\$ -	\$ -	\$ -
Public Investment Corporation	53-09-12-100-011.000-015		1A	N	\$ -	\$ -	\$ -	\$ -	\$ -	\$ -	\$ -	\$ -	\$ -
Perfection Bakeries Inc.	53-09-12-100-015.000-015		1A	N	\$ -	\$ -	\$ -	\$ -	\$ -	\$ -	\$ -	\$ -	\$ -
Kiefer, Bryan J	53-09-01-213-017.000-015		1A	N	\$ -	\$ -	\$ -	\$ -	\$ -	\$ -	\$ -	\$ -	\$ -
Scott, Michele E	53-09-01-209-031.000-015		1A	N	\$ -	\$ -	\$ -	\$ -	\$ -	\$ -	\$ -	\$ -	\$ -
Church Of Jesus Christ Of Latter Day Saints, Corp Of The	53-09-01-200-018.000-015	1835	1A	N	\$ -	\$ -	\$ -	\$ -	\$ -	\$ -	\$ -	\$ -	\$ -
State Of Indiana	53-09-01-200-007.000-015		1A	N	\$ -	\$ -	\$ -	\$ -	\$ -	\$ -	\$ -	\$ -	\$ -
Board Of Co Commissioners	53-09-01-200-017.000-015		1A	N	\$ -	\$ -	\$ -	\$ -	\$ -	\$ -	\$ -	\$ -	\$ -
Milhoan, Gary L & Barbara L	53-09-01-302-013.000-015		1A	N	\$ -	\$ -	\$ -	\$ -	\$ -	\$ -	\$ -	\$ -	\$ -
Cox, Jeanine A Revocable Trust	53-09-02-200-025.000-015	1603	1A	N	\$ -	\$ -	\$ -	\$ -	\$ -	\$ -	\$ -	\$ -	\$ -
DeLong, Mark	53-09-02-200-136.000-015	1603	1A	N	\$ -	\$ -	\$ -	\$ -	\$ -	\$ -	\$ -	\$ -	\$ -
Wilson, Michael T & Christine L	53-09-01-213-037.000-015		1A	N	\$ -	\$ -	\$ -	\$ -	\$ -	\$ -	\$ -	\$ -	\$ -

City of Bloomington

Area #1A: South-West Annexation Area - Circuit Breaker Impacts Analysis

Owner Name	Parcel #	Waiver	Annexation Area	AG	Pre-Annex 1% CB Credits	Pre-Annex 2% CB Credits	Pre-Annex 65 & Over CB Credits	Pre-Annex Total CB Credits	Post-Annex 1% CB Credits	Post-Annex 2% CB Credits	Post-Annex 65 & Over CB Credits	Post-Annex Total CB Credits	Total Post-Annex CB Credits Increase
Shaw, Robert V & Nancy L; Shaw-Scott, Jessica; Scott, Jordan Thomas	53-09-01-212-016.000-015		1A	N	\$ -	\$ -	\$ -	\$ -	\$ -	\$ -	\$ -	\$ -	\$ -
Rothrock, Kim Mark & Tracy	53-09-12-201-002.000-015		1A	N	\$ -	\$ -	\$ -	\$ -	\$ -	\$ 273.34	\$ -	\$ 273.34	\$ 273.34
MYERS, SANDRA A	53-09-02-200-054.000-015	1603	1A	N	\$ -	\$ -	\$ -	\$ -	\$ -	\$ -	\$ -	\$ -	\$ -
Shupert, Jeffrey & Mindy	53-09-02-200-153.000-015	1603	1A	N	\$ -	\$ -	\$ -	\$ -	\$ 60.21	\$ -	\$ -	\$ 60.21	\$ 60.21
Cooksey, Lee A	53-09-02-200-019.000-015	1603	1A	N	\$ -	\$ -	\$ -	\$ -	\$ 74.69	\$ -	\$ -	\$ 74.69	\$ 74.69
Schaaf, Larry J J & Linda M	53-09-02-200-052.000-015	1603	1A	N	\$ -	\$ -	\$ -	\$ -	\$ -	\$ -	\$ -	\$ -	\$ -
Hartman, Kathryn L	53-09-02-200-092.000-015	1603	1A	N	\$ -	\$ -	\$ -	\$ -	\$ -	\$ -	\$ -	\$ -	\$ -
Grossman, Justin R	53-09-02-200-068.000-015	1603	1A	N	\$ -	\$ -	\$ -	\$ -	\$ -	\$ -	\$ -	\$ -	\$ -
West, Lisa D	53-09-02-200-029.000-015	1603	1A	N	\$ -	\$ -	\$ -	\$ -	\$ -	\$ -	\$ -	\$ -	\$ -
Adamchick, Joshua V & Rebecca A	53-09-02-200-094.000-015	1603	1A	N	\$ -	\$ -	\$ -	\$ -	\$ -	\$ -	\$ -	\$ -	\$ -
Case Carl Michael & Mary Jane	53-09-02-200-095.000-015	1603	1A	N	\$ -	\$ -	\$ -	\$ -	\$ -	\$ -	\$ -	\$ -	\$ -
Molique, Jean	53-09-02-200-116.000-015	1603	1A	N	\$ -	\$ -	\$ -	\$ -	\$ -	\$ -	\$ -	\$ -	\$ -
Mcdonald, Darrel L. Jr. & Caitlin G.	53-09-02-200-096.000-015	1603	1A	N	\$ -	\$ -	\$ -	\$ -	\$ 128.21	\$ -	\$ -	\$ 128.21	\$ 128.21
Anderson, Timothy M & Janice L	53-09-02-200-158.000-015	1603	1A	N	\$ -	\$ -	\$ -	\$ -	\$ 60.66	\$ -	\$ -	\$ 60.66	\$ 60.66
Sturrock, Scot A & Deborah A	53-09-02-200-038.000-015	1603	1A	N	\$ -	\$ -	\$ -	\$ -	\$ 85.66	\$ -	\$ -	\$ 85.66	\$ 85.66
Hernandez, Marco A	53-09-02-200-081.000-015	1603	1A	N	\$ -	\$ -	\$ -	\$ -	\$ 169.01	\$ -	\$ -	\$ 169.01	\$ 169.01
Morgan, Perry T	53-09-02-200-022.000-015	1603	1A	N	\$ -	\$ -	\$ -	\$ -	\$ -	\$ -	\$ -	\$ -	\$ -
Strawn, Logan Z & Woo, Kun Ying													
Isabella	53-09-02-200-042.000-015	1603	1A	N	\$ -	\$ -	\$ -	\$ -	\$ 46.18	\$ -	\$ -	\$ 46.18	\$ 46.18
Phelps, Sarah R & Tanner J	53-09-02-200-144.000-015	1603	1A	N	\$ -	\$ -	\$ -	\$ -	\$ 111.11	\$ -	\$ -	\$ 111.11	\$ 111.11
Hmung, Van L	53-09-02-200-064.000-015	1603	1A	N	\$ -	\$ -	\$ -	\$ -	\$ 57.23	\$ -	\$ -	\$ 57.23	\$ 57.23
Lane, William D; Wilkinson-Lane, Morgan F	53-09-12-201-021.000-015		1A	N	\$ -	\$ -	\$ -	\$ -	\$ -	\$ -	\$ -	\$ -	\$ -
Public Investment Corp.	53-09-12-400-033.000-015		1A	N	\$ -	\$ -	\$ -	\$ -	\$ -	\$ -	\$ -	\$ -	\$ -
Clark, Lois Jean & Bruce D	53-09-01-212-030.000-015		1A	N	\$ -	\$ -	\$ -	\$ -	\$ -	\$ -	\$ -	\$ -	\$ -
Robertson, Ernie Jay	53-09-12-201-001.000-015		1A	N	\$ -	\$ -	\$ -	\$ -	\$ -	\$ -	\$ -	\$ -	\$ -
Farris, Norma J	53-09-01-209-004.000-015		1A	N	\$ -	\$ -	\$ 365.00	\$ 365.00	\$ -	\$ -	\$ -	\$ -	\$ (365.00)
The Revocable Trust Agreement of Mobley, Joan	53-09-01-300-015.000-015		1A	N	\$ -	\$ -	\$ -	\$ -	\$ -	\$ -	\$ -	\$ -	\$ -
Ample Square LLC	53-09-01-300-008.000-015		1A	N	\$ -	\$ -	\$ -	\$ -	\$ -	\$ 3,134.37	\$ -	\$ 3,134.37	\$ 3,134.37
Bryan Rental Inc	53-09-12-400-075.000-015	1389	1A	N	\$ -	\$ -	\$ -	\$ -	\$ -	\$ -	\$ -	\$ -	\$ -
Puett, Jesse L & Judith A	53-09-01-213-003.000-015		1A	N	\$ -	\$ -	\$ 334.00	\$ 334.00	\$ -	\$ -	\$ 692.37	\$ 692.37	\$ 358.37
Stultz, Paul E & Claudette Trust	53-09-01-211-027.000-015	1770	1A	N	\$ -	\$ -	\$ -	\$ -	\$ -	\$ -	\$ -	\$ -	\$ -
Easton, Tamara M.	53-09-01-300-004.000-015		1A	N	\$ -	\$ -	\$ -	\$ -	\$ -	\$ 191.99	\$ -	\$ 191.99	\$ 191.99
Elliott, Luther V & Bessie L	53-09-01-211-020.000-015		1A	N	\$ -	\$ -	\$ -	\$ -	\$ 63.72	\$ -	\$ -	\$ 63.72	\$ 63.72
Short, Chuck	53-09-12-300-030.000-015		1A	N	\$ -	\$ -	\$ -	\$ -	\$ -	\$ -	\$ -	\$ -	\$ -
Sparks, Randall A & Price, Amy E	53-09-03-103-008.000-015	2291	1A	N	\$ -	\$ -	\$ -	\$ -	\$ 0.98	\$ -	\$ -	\$ 0.98	\$ 0.98
Spurgetis, Nikolaos Andrew & Sonja Marie	53-04-36-303-018.000-011		1A	N	\$ -	\$ -	\$ -	\$ -	\$ -	\$ -	\$ -	\$ -	\$ -
Board Of Commissioners Of	53-04-35-400-002.000-011		1A	N	\$ -	\$ -	\$ -	\$ -	\$ -	\$ -	\$ -	\$ -	\$ -
Board Of Commissioners Of	53-04-35-401-004.000-011		1A	N	\$ -	\$ -	\$ -	\$ -	\$ -	\$ -	\$ -	\$ -	\$ -
Legacy Bloomington LLC	53-04-35-401-006.000-011		1A	N	\$ -	\$ -	\$ -	\$ -	\$ -	\$ -	\$ -	\$ -	\$ -
Teige, Scott W. & Kathryn P.	53-04-36-202-004.000-011		1A	N	\$ -	\$ -	\$ -	\$ -	\$ 97.86	\$ -	\$ -	\$ 97.86	\$ 97.86
Foster, Chris	53-04-36-202-002.000-011		1A	N	\$ -	\$ -	\$ -	\$ -	\$ -	\$ -	\$ -	\$ -	\$ -
Foster, Chris	53-04-36-202-001.000-011		1A	N	\$ -	\$ -	\$ -	\$ -	\$ -	\$ -	\$ -	\$ -	\$ -
Holmes, Joyce E Trust	53-04-35-400-015.000-011		1A	N	\$ -	\$ 1,086.23	\$ -	\$ 1,086.23	\$ -	\$ 779.62	\$ -	\$ 779.62	\$ (306.60)
Board Of Commissioners Of Monroe Co	53-04-35-400-012.000-011		1A	N	\$ -	\$ -	\$ -	\$ -	\$ -	\$ -	\$ -	\$ -	\$ -
Ferris, Harry E & Mary W	53-04-36-303-036.000-011		1A	N	\$ -	\$ -	\$ -	\$ -	\$ -	\$ -	\$ -	\$ -	\$ -

City of Bloomington

Area #1A: South-West Annexation Area - Circuit Breaker Impacts Analysis

Owner Name	Parcel #	Waiver	Annexation Area	AG	Pre-Annex 1% CB Credits	Pre-Annex 2% CB Credits	Pre-Annex 65 & Over CB Credits	Pre-Annex Total CB Credits	Post-Annex 1% CB Credits	Post-Annex 2% CB Credits	Post-Annex 65 & Over CB Credits	Post-Annex Total CB Credits	Total Post-Annex CB Credits Increase
Crum, Jo Ellen, Barbara June Carlile, Daniel Forest Brock W/L/E Brock, Margret L	53-04-36-302-023.000-011		1A	N	\$ -	\$ -	\$ -	\$ -	\$ -	\$ -	\$ -	\$ -	\$ -
Barger, Betty L	53-09-01-213-019.000-015		1A	N	\$ -	\$ -	\$ 231.00	\$ 231.00	\$ -	\$ -	\$ 816.12	\$ 816.12	\$ 585.12
Heard, Barry W I & Gretchen	53-09-01-213-016.000-015		1A	N	\$ -	\$ -	\$ -	\$ -	\$ 84.62	\$ -	\$ -	\$ 84.62	\$ 84.62
Deckard, Joseph P Revocable Trust & Deckard, Betty L Revocable Trust & Deckard,	53-09-01-212-009.000-015		1A	N	\$ -	\$ -	\$ -	\$ -	\$ -	\$ -	\$ -	\$ -	\$ -
Jackson, Sonja A. B. (1%) & LaVonne, Loral L (99%)	53-09-01-209-037.000-015		1A	N	\$ -	\$ -	\$ -	\$ -	\$ -	\$ -	\$ -	\$ -	\$ -
Colbert, Michael K & Jan A	53-09-02-100-018.000-015		1A	N	\$ -	\$ -	\$ -	\$ -	\$ -	\$ -	\$ -	\$ -	\$ -
Moore, John W	53-09-01-211-043.000-015		1A	N	\$ -	\$ -	\$ -	\$ -	\$ -	\$ -	\$ -	\$ -	\$ -
Conn, Susan M	53-09-02-100-006.000-015		1A	N	\$ -	\$ -	\$ -	\$ -	\$ -	\$ -	\$ -	\$ -	\$ -
Crouch, Lula Mae	53-09-01-213-027.000-015		1A	N	\$ -	\$ -	\$ -	\$ -	\$ -	\$ -	\$ -	\$ -	\$ -
Wenning, Jason E & Lindsay E Joy-Wenning	53-09-12-201-044.000-015		1A	N	\$ -	\$ -	\$ -	\$ -	\$ -	\$ -	\$ -	\$ -	\$ -
Wenning, Jason E & Lindsay E Joy-Wenning	53-09-12-200-010.000-015		1A	N	\$ -	\$ -	\$ -	\$ -	\$ -	\$ -	\$ -	\$ -	\$ -
Hodges, Jamie B	53-09-02-200-147.000-015	1603	1A	N	\$ -	\$ -	\$ -	\$ -	\$ 143.56	\$ -	\$ -	\$ 143.56	\$ 143.56
Escue, Charles E & Ochmaa D	53-09-02-200-080.000-015	1603	1A	N	\$ -	\$ -	\$ -	\$ -	\$ 129.09	\$ -	\$ -	\$ 129.09	\$ 129.09
Robinson, Ian O	53-09-02-200-161.000-015	1603	1A	N	\$ -	\$ -	\$ -	\$ -	\$ 143.58	\$ -	\$ -	\$ 143.58	\$ 143.58
Liebig, Michael T	53-09-02-200-024.000-015	1603	1A	N	\$ -	\$ -	\$ -	\$ -	\$ 6.26	\$ -	\$ -	\$ 6.26	\$ 6.26
Douglas, Tiesha D & Taurean M	53-09-02-200-021.000-015	1603	1A	N	\$ -	\$ -	\$ -	\$ -	\$ 179.98	\$ -	\$ -	\$ 179.98	\$ 179.98
Butler, Kevin	53-09-02-200-154.000-015	1603	1A	N	\$ -	\$ -	\$ -	\$ -	\$ 105.41	\$ -	\$ -	\$ 105.41	\$ 105.41
Dicks, Norman F & Sater, Suzan E	53-09-02-200-113.000-015	1603	1A	N	\$ -	\$ -	\$ 595.00	\$ 595.00	\$ -	\$ -	\$ 1,239.89	\$ 1,239.89	\$ 644.89
Clemons, Ruth E	53-09-12-201-022.000-015		1A	N	\$ -	\$ -	\$ -	\$ -	\$ -	\$ -	\$ -	\$ -	\$ -
Fox, Emily C & Justin G	53-09-01-213-014.000-015		1A	N	\$ -	\$ -	\$ -	\$ -	\$ -	\$ -	\$ -	\$ -	\$ -
Helms, Brooke	53-09-02-200-134.000-015	1603	1A	N	\$ -	\$ -	\$ -	\$ -	\$ -	\$ -	\$ -	\$ -	\$ -
Kapperman, Barret G & Sherry L	53-09-02-200-070.000-015	1603	1A	N	\$ -	\$ -	\$ -	\$ -	\$ -	\$ -	\$ -	\$ -	\$ -
Dell, Paul A & Carol Ann	53-09-02-200-109.000-015	1603	1A	N	\$ -	\$ -	\$ -	\$ -	\$ -	\$ -	\$ -	\$ -	\$ -
Burkett, Carla Kay	53-09-02-200-084.000-015	1603	1A	N	\$ -	\$ -	\$ 214.00	\$ 214.00	\$ -	\$ -	\$ 740.22	\$ 740.22	\$ 526.22
Self, Benjamin L & Raver, Tonya	53-09-02-200-088.000-015	1603	1A	N	\$ -	\$ -	\$ -	\$ -	\$ -	\$ -	\$ -	\$ -	\$ -
Genda, Candace	53-09-02-200-090.000-015	1603	1A	N	\$ -	\$ -	\$ -	\$ -	\$ -	\$ -	\$ -	\$ -	\$ -
Simmons, Christopher R	53-09-02-200-015.000-015	1603	1A	N	\$ -	\$ -	\$ -	\$ -	\$ -	\$ -	\$ -	\$ -	\$ -
Coons, Laura Elaine	53-09-02-200-072.000-015	1603	1A	N	\$ -	\$ -	\$ -	\$ -	\$ 35.64	\$ -	\$ -	\$ 35.64	\$ 35.64
Hickman, David L	53-09-02-200-114.000-015	1603	1A	N	\$ -	\$ -	\$ -	\$ -	\$ 49.24	\$ -	\$ -	\$ 49.24	\$ 49.24
Bennett, Erik D	53-09-02-200-155.000-015	1603	1A	N	\$ -	\$ -	\$ -	\$ -	\$ 171.66	\$ -	\$ -	\$ 171.66	\$ 171.66
Dickens, Donald E	53-09-02-200-156.000-015	1603	1A	N	\$ -	\$ -	\$ -	\$ -	\$ -	\$ -	\$ -	\$ -	\$ -
Eggleston, Andy T & Jessica Kay	53-09-02-200-078.000-015	1603	1A	N	\$ -	\$ -	\$ -	\$ -	\$ 59.48	\$ -	\$ -	\$ 59.48	\$ 59.48
Kelly, Robert E & Sue E	53-09-02-200-117.000-015	1603	1A	N	\$ -	\$ -	\$ 156.00	\$ 156.00	\$ -	\$ -	\$ 816.83	\$ 816.83	\$ 660.83
Branaman, Desiree C; Williams, Zachary D	53-09-02-200-115.000-015	1603	1A	N	\$ -	\$ -	\$ -	\$ -	\$ -	\$ -	\$ -	\$ -	\$ -
Achors, Jeffrey S & Kimberly	53-09-12-201-034.000-015	1737	1A	N	\$ -	\$ -	\$ -	\$ -	\$ 58.03	\$ -	\$ -	\$ 58.03	\$ 58.03
Achors, Jeffrey S & Kimberly	53-09-12-200-031.000-015		1A	N	\$ -	\$ -	\$ -	\$ -	\$ -	\$ -	\$ -	\$ -	\$ -
Houghtelin, Bruce A Sr, Virginia M & Denise V	53-09-12-201-032.000-015		1A	N	\$ -	\$ -	\$ -	\$ -	\$ -	\$ -	\$ 417.05	\$ 417.05	\$ 417.05
Brashaber, Charlotte Curry Daniel Revocable Living Trust	53-09-01-300-029.000-015		1A	N	\$ -	\$ -	\$ -	\$ -	\$ -	\$ -	\$ -	\$ -	\$ -
Pritchett Living Trust	53-09-01-202-029.000-015		1A	N	\$ -	\$ -	\$ -	\$ -	\$ -	\$ -	\$ -	\$ -	\$ -
Stevens, William E Jr & Andrea K	53-09-01-300-028.000-015		1A	N	\$ -	\$ -	\$ 746.00	\$ 746.00	\$ -	\$ -	\$ -	\$ -	\$ (746.00)
Linn, David C Revocable Living Trust For the Benefit of Linn, David C and then F	53-09-01-212-021.000-015		1A	N	\$ -	\$ -	\$ -	\$ -	\$ -	\$ 293.61	\$ -	\$ 293.61	\$ 293.61

City of Bloomington

Area #1A: South-West Annexation Area - Circuit Breaker Impacts Analysis

Owner Name	Parcel #	Waiver	Annexation Area	AG	Pre-Annex 1% CB Credits	Pre-Annex 2% CB Credits	Pre-Annex 65 & Over CB Credits	Pre-Annex Total CB Credits	Post-Annex 1% CB Credits	Post-Annex 2% CB Credits	Post-Annex 65 & Over CB Credits	Post-Annex Total CB Credits	Total Post-Annex CB Credits Increase
Stiglitz, Barbara M Irrevocable Trust	53-09-01-210-002.000-015		1A	N	\$ -	\$ -	\$ 194.00	\$ 194.00	\$ -	\$ -	\$ 562.24	\$ 562.24	\$ 368.24
Landvay, Christopher; Fox, Fallon	53-09-02-100-007.000-015		1A	N	\$ -	\$ -	\$ -	\$ -	\$ -	\$ -	\$ -	\$ -	\$ -
Landvay, Christopher; Fox, Fallon	53-09-02-101-014.000-015		1A	N	\$ -	\$ -	\$ -	\$ -	\$ 186.57	\$ -	\$ -	\$ 186.57	\$ 186.57
Rollins, Chom Yae	53-09-12-300-064.000-015		1A	N	\$ -	\$ -	\$ 123.00	\$ 123.00	\$ -	\$ -	\$ -	\$ -	\$ (123.00)
Sharr, Karen G	53-09-02-100-020.000-015		1A	N	\$ -	\$ -	\$ -	\$ -	\$ -	\$ -	\$ -	\$ -	\$ -
Arnold, Jill R	53-09-01-211-013.000-015		1A	N	\$ -	\$ -	\$ -	\$ -	\$ -	\$ -	\$ -	\$ -	\$ -
Igo, Diana D	53-09-01-209-001.000-015		1A	N	\$ -	\$ -	\$ -	\$ -	\$ -	\$ -	\$ -	\$ -	\$ -
Freeman, George A. & Jane O.p.	53-09-01-213-007.000-015		1A	N	\$ -	\$ -	\$ -	\$ -	\$ -	\$ -	\$ -	\$ -	\$ -
Dicristo, Ciro & Dorothy M	53-09-01-212-037.000-015		1A	N	\$ -	\$ -	\$ -	\$ -	\$ 53.63	\$ -	\$ -	\$ 53.63	\$ 53.63
Wright, Meredith M	53-09-01-213-004.000-015		1A	N	\$ -	\$ -	\$ -	\$ -	\$ -	\$ -	\$ -	\$ -	\$ -
Board Of Commissioners Monroe County, The	53-09-01-213-002.000-015		1A	N	\$ -	\$ -	\$ -	\$ -	\$ -	\$ -	\$ -	\$ -	\$ -
Tracol Holdings LLC- Series B	53-09-01-300-024.000-015	1515	1A	N	\$ -	\$ -	\$ -	\$ -	\$ -	\$ 4,021.72	\$ -	\$ 4,021.72	\$ 4,021.72
John E Byers LLC	53-09-01-212-028.000-015		1A	N	\$ -	\$ -	\$ -	\$ -	\$ -	\$ 280.10	\$ -	\$ 280.10	\$ 280.10
Buker, Barbara E.	53-04-36-302-011.000-011		1A	N	\$ -	\$ -	\$ 243.00	\$ 243.00	\$ -	\$ -	\$ 456.08	\$ 456.08	\$ 213.08
England, Maggie Dee; O'Heran, Patrick	53-04-36-301-007.000-011		1A	N	\$ -	\$ -	\$ -	\$ -	\$ -	\$ -	\$ -	\$ -	\$ -
Weddle, Harry Robert	53-04-36-303-071.000-011		1A	N	\$ -	\$ -	\$ 362.00	\$ 362.00	\$ -	\$ -	\$ 690.38	\$ 690.38	\$ 328.38
Board Of Commissioners	53-04-36-200-018.000-012		1A	N	\$ -	\$ -	\$ -	\$ -	\$ -	\$ -	\$ -	\$ -	\$ -
Small Town Properties LLC	53-04-36-301-018.000-011		1A	N	\$ -	\$ 815.45	\$ -	\$ 815.45	\$ -	\$ 585.28	\$ -	\$ 585.28	\$ (230.17)
Board Of Commissioners Monroe County, The	53-04-36-100-011.000-011		1A	N	\$ -	\$ -	\$ -	\$ -	\$ -	\$ -	\$ -	\$ -	\$ -
Heitink Properties LLC	53-04-36-100-042.000-011	1161	1A	N	\$ -	\$ -	\$ -	\$ -	\$ -	\$ -	\$ -	\$ -	\$ -
MDV Spartannash LLC	53-04-36-100-033.000-011		1A	N	\$ -	\$ -	\$ -	\$ -	\$ -	\$ -	\$ -	\$ -	\$ -
Rose Properties LLC	53-04-36-100-018.000-011		1A	N	\$ -	\$ -	\$ -	\$ -	\$ -	\$ -	\$ -	\$ -	\$ -
RC One LP	53-04-36-100-024.000-011	1116	1A	N	\$ -	\$ -	\$ -	\$ -	\$ -	\$ -	\$ -	\$ -	\$ -
Central Supply Company, Inc	53-04-36-100-016.000-011	1161	1A	N	\$ -	\$ -	\$ -	\$ -	\$ -	\$ -	\$ -	\$ -	\$ -
Arowcavage, Terry J & Lisa L	53-04-36-303-054.000-011		1A	N	\$ -	\$ -	\$ -	\$ -	\$ 182.19	\$ -	\$ -	\$ 182.19	\$ 182.19
McKee, Violeta G & Michelle L	53-04-36-301-002.000-011		1A	N	\$ -	\$ -	\$ -	\$ -	\$ -	\$ -	\$ -	\$ -	\$ -
Hazel, William D & Sharon	53-04-36-303-023.000-011		1A	N	\$ -	\$ -	\$ -	\$ -	\$ 77.69	\$ -	\$ -	\$ 77.69	\$ 77.69
Stewart, Dixie L	53-04-36-303-094.000-011		1A	N	\$ -	\$ -	\$ -	\$ -	\$ 218.23	\$ -	\$ -	\$ 218.23	\$ 218.23
Terkhorn, Lorelei Elaine	53-04-36-303-017.000-011		1A	N	\$ -	\$ 1,051.99	\$ -	\$ 1,051.99	\$ -	\$ 755.05	\$ -	\$ 755.05	\$ (296.94)
Foster, Chris	53-04-36-200-002.000-011		1A	N	\$ -	\$ 19.45	\$ -	\$ 19.45	\$ -	\$ 13.96	\$ -	\$ 13.96	\$ (5.49)
Edie, Wayne P & Norma J	53-09-01-209-040.000-015		1A	N	\$ -	\$ -	\$ -	\$ -	\$ -	\$ -	\$ -	\$ -	\$ -
Sadler, Walter L & Patricia	53-09-01-211-036.000-015		1A	N	\$ -	\$ -	\$ -	\$ -	\$ -	\$ 308.63	\$ -	\$ 308.63	\$ 308.63
Stigletts, Michael C	53-09-01-211-017.000-015		1A	N	\$ -	\$ -	\$ -	\$ -	\$ -	\$ -	\$ -	\$ -	\$ -
Franklin, Thomas R & Joyce D Revocable Trust	53-09-01-211-039.000-015		1A	N	\$ -	\$ -	\$ -	\$ -	\$ -	\$ -	\$ -	\$ -	\$ -
Silver Consulting Inc	53-09-01-212-004.000-015		1A	N	\$ -	\$ -	\$ -	\$ -	\$ -	\$ 323.15	\$ -	\$ 323.15	\$ 323.15
Crockett, Rosemary	53-09-02-101-019.000-015		1A	N	\$ -	\$ -	\$ -	\$ -	\$ -	\$ -	\$ -	\$ -	\$ -
Fisher, Donald C & Kathy J	53-09-01-212-019.000-015		1A	N	\$ -	\$ -	\$ 191.00	\$ 191.00	\$ -	\$ -	\$ 664.27	\$ 664.27	\$ 473.27
Schuler, Michael A & Joyce A	53-09-12-201-035.000-015		1A	N	\$ -	\$ -	\$ -	\$ -	\$ -	\$ -	\$ -	\$ -	\$ -
John E Byers LLC	53-09-01-202-027.000-015		1A	N	\$ -	\$ -	\$ -	\$ -	\$ -	\$ 246.05	\$ -	\$ 246.05	\$ 246.05
Perian, Travis R & Cara L	53-09-02-100-010.000-015		1A	N	\$ -	\$ -	\$ -	\$ -	\$ -	\$ -	\$ -	\$ -	\$ -
Henline, Eli & Henline, Shawn S	53-09-01-202-022.000-015		1A	N	\$ -	\$ -	\$ -	\$ -	\$ 64.77	\$ -	\$ -	\$ 64.77	\$ 64.77
Hickman, Willette D	53-09-01-209-008.000-015		1A	N	\$ -	\$ -	\$ 324.00	\$ 324.00	\$ -	\$ -	\$ 745.02	\$ 745.02	\$ 421.02
Ziepol, Charles A	53-09-02-101-016.000-015		1A	N	\$ -	\$ -	\$ -	\$ -	\$ 91.80	\$ -	\$ -	\$ 91.80	\$ 91.80
Burks, Christopher Grant & Heather Renee	53-09-01-202-017.000-015		1A	N	\$ -	\$ -	\$ -	\$ -	\$ -	\$ -	\$ -	\$ -	\$ -
Lemieux, Robin L	53-09-01-211-007.000-015		1A	N	\$ -	\$ -	\$ -	\$ -	\$ 56.26	\$ -	\$ -	\$ 56.26	\$ 56.26
Burks, Richard E	53-09-01-212-029.000-015		1A	N	\$ -	\$ -	\$ -	\$ -	\$ 126.49	\$ -	\$ -	\$ 126.49	\$ 126.49
Tatman, Anthony K & Dennise L	53-09-12-300-017.000-015	1776	1A	N	\$ -	\$ -	\$ -	\$ -	\$ -	\$ 634.03	\$ -	\$ 634.03	\$ 634.03

City of Bloomington

Area #1A: South-West Annexation Area - Circuit Breaker Impacts Analysis

Owner Name	Parcel #	Waiver	Annexation Area	AG	Pre-Annex 1% CB Credits	Pre-Annex 2% CB Credits	Pre-Annex 65 & Over CB Credits	Pre-Annex Total CB Credits	Post-Annex 1% CB Credits	Post-Annex 2% CB Credits	Post-Annex 65 & Over CB Credits	Post-Annex Total CB Credits	Total Post-Annex CB Credits Increase
Public Investment Corporation	53-09-12-200-018.000-015		1A	N	\$ -	\$ -	\$ -	\$ -	\$ -	\$ 2,312.36	\$ -	\$ 2,312.36	\$ 2,312.36
Public Investment Corp	53-09-12-200-001.000-015		1A	N	\$ -	\$ -	\$ -	\$ -	\$ -	\$ 364.45	\$ -	\$ 364.45	\$ 364.45
Public Investment Corp	53-09-12-200-006.000-015		1A	N	\$ -	\$ -	\$ -	\$ -	\$ -	\$ 678.84	\$ -	\$ 678.84	\$ 678.84
Public Investment Corporation	53-09-12-200-030.000-015		1A	N	\$ -	\$ -	\$ -	\$ -	\$ -	\$ -	\$ -	\$ -	\$ -
Pearson, Jeromy J & Michell	53-09-01-302-005.000-015		1A	N	\$ -	\$ -	\$ -	\$ -	\$ -	\$ -	\$ -	\$ -	\$ -
Jefferson, Kevin R	53-09-02-200-034.000-015	1603	1A	N	\$ -	\$ -	\$ -	\$ -	\$ -	\$ -	\$ -	\$ -	\$ -
Knight, Kylon & Melissa J	53-09-02-200-111.000-015	1603	1A	N	\$ -	\$ -	\$ -	\$ -	\$ 105.41	\$ -	\$ -	\$ 105.41	\$ 105.41
Johnson, Mary K	53-09-02-200-069.000-015	1603	1A	N	\$ -	\$ -	\$ -	\$ -	\$ -	\$ -	\$ -	\$ -	\$ -
Landgraff, Thomas D & Norma	53-09-02-200-149.000-015	1603	1A	N	\$ -	\$ -	\$ -	\$ -	\$ 3.18	\$ -	\$ -	\$ 3.18	\$ 3.18
Bewley, Travis & Janet	53-09-02-200-046.000-015	1603	1A	N	\$ -	\$ -	\$ -	\$ -	\$ 4.06	\$ -	\$ -	\$ 4.06	\$ 4.06
Fleener, John W & Janet P Trust	53-09-02-200-129.000-015	1603	1A	N	\$ -	\$ -	\$ -	\$ -	\$ -	\$ -	\$ 785.97	\$ 785.97	\$ 785.97
Egan, Victoria D	53-09-02-200-066.000-015	1603	1A	N	\$ -	\$ -	\$ -	\$ -	\$ 128.21	\$ -	\$ -	\$ 128.21	\$ 128.21
Byers, Richard S	53-09-02-200-089.000-015	1603	1A	N	\$ -	\$ -	\$ -	\$ -	\$ 127.78	\$ -	\$ -	\$ 127.78	\$ 127.78
Alexander, Delinda L	53-09-02-200-110.000-015	1603	1A	N	\$ -	\$ -	\$ -	\$ -	\$ -	\$ -	\$ -	\$ -	\$ -
Nickless, Logan J & Nicole L	53-09-02-200-017.000-015	1603	1A	N	\$ -	\$ -	\$ -	\$ -	\$ 43.11	\$ -	\$ -	\$ 43.11	\$ 43.11
Lawler, Craig D	53-09-02-200-151.000-015	1603	1A	N	\$ -	\$ -	\$ -	\$ -	\$ -	\$ -	\$ -	\$ -	\$ -
Rose, Frederick J	53-09-01-209-022.000-015		1A	N	\$ -	\$ -	\$ -	\$ -	\$ -	\$ -	\$ -	\$ -	\$ -
Heinlein, Joyce E Revocable Trust	53-09-01-213-020.000-015		1A	N	\$ -	\$ -	\$ -	\$ -	\$ -	\$ -	\$ -	\$ -	\$ -
Wagner, Shane Nicholas	53-09-01-209-053.000-015		1A	N	\$ -	\$ -	\$ -	\$ -	\$ -	\$ -	\$ -	\$ -	\$ -
Brashaber, Charlotte Curry Daniel Revocable Living Trust	53-09-01-210-010.000-015		1A	N	\$ -	\$ -	\$ -	\$ -	\$ 121.18	\$ -	\$ -	\$ 121.18	\$ 121.18
Zhang, Guoqiang	53-09-02-200-053.000-015	1603	1A	N	\$ -	\$ -	\$ -	\$ -	\$ 83.91	\$ -	\$ -	\$ 83.91	\$ 83.91
Long, Virginia S	53-09-02-200-073.000-015	1603	1A	N	\$ -	\$ -	\$ -	\$ -	\$ -	\$ -	\$ -	\$ -	\$ -
McHaley, Travis M; Shen, Junjie & Taylor, Debora J	53-09-02-200-030.000-015	1603	1A	N	\$ -	\$ -	\$ -	\$ -	\$ -	\$ -	\$ -	\$ -	\$ -
Brewer, Michelle R	53-09-02-200-093.000-015	1603	1A	N	\$ -	\$ -	\$ -	\$ -	\$ -	\$ -	\$ -	\$ -	\$ -
Herndon, Leticia	53-09-02-200-028.000-015	1603	1A	N	\$ -	\$ -	\$ -	\$ -	\$ 116.37	\$ -	\$ -	\$ 116.37	\$ 116.37
Baugh, Joshua C	53-09-02-200-067.000-015	1603	1A	N	\$ -	\$ -	\$ -	\$ -	\$ 93.55	\$ -	\$ -	\$ 93.55	\$ 93.55
Washington, David A	53-09-02-200-133.000-015	1603	1A	N	\$ -	\$ -	\$ -	\$ -	\$ -	\$ -	\$ -	\$ -	\$ -
Terzino, Debra	53-09-02-200-020.000-015	1603	1A	N	\$ -	\$ -	\$ -	\$ -	\$ -	\$ 371.46	\$ -	\$ 371.46	\$ 371.46
Hadley, Richard D & Wanetta F	53-09-02-200-036.000-015	1603	1A	N	\$ -	\$ -	\$ 252.00	\$ 252.00	\$ -	\$ -	\$ 882.19	\$ 882.19	\$ 630.19
Smith, Matthew B & Amber D	53-09-02-200-035.000-015	1995	1A	N	\$ -	\$ -	\$ -	\$ -	\$ -	\$ -	\$ -	\$ -	\$ -
Zavala, James & Ligia	53-09-02-200-127.000-015	1890	1A	N	\$ -	\$ -	\$ -	\$ -	\$ -	\$ -	\$ -	\$ -	\$ -
Hall, Kevin W & Kimberly K	53-09-02-200-012.000-015	1992	1A	N	\$ -	\$ -	\$ -	\$ -	\$ -	\$ -	\$ -	\$ -	\$ -
Elliott, Tommy E	53-09-02-200-126.000-015	1850	1A	N	\$ -	\$ -	\$ -	\$ -	\$ 15.90	\$ -	\$ -	\$ 15.90	\$ 15.90
Swanay, James W II; Swanay, Vera J & Swanay, James W III	53-09-01-212-036.000-015		1A	N	\$ -	\$ -	\$ 242.00	\$ 242.00	\$ -	\$ -	\$ -	\$ -	\$ (242.00)
Gilbert, Robert J & Teresa L	53-09-02-300-062.000-015	1704	1A	N	\$ -	\$ -	\$ -	\$ -	\$ -	\$ -	\$ -	\$ -	\$ -
Nalin, Christopher M & Ashley Marie Wright, Jerod M & Wright-Waggle, Sarah E & w/I/e Jean Ann Wright	53-09-02-300-007.000-015	1698	1A	N	\$ -	\$ -	\$ -	\$ -	\$ -	\$ -	\$ -	\$ -	\$ -
Mask, William S & Lisa L	53-09-02-300-026.000-015	1934	1A	N	\$ -	\$ -	\$ -	\$ -	\$ -	\$ -	\$ -	\$ -	\$ -
Smithson, Jason C & Jasmine	53-09-02-300-013.000-015	1826	1A	N	\$ -	\$ -	\$ -	\$ -	\$ 138.73	\$ -	\$ -	\$ 138.73	\$ 138.73
Labis, Kiley J	53-09-02-300-046.000-015	1697	1A	N	\$ -	\$ -	\$ -	\$ -	\$ 79.09	\$ -	\$ -	\$ 79.09	\$ 79.09
Tilford, Trent P & Carolyn L	53-09-02-300-060.000-015	1816	1A	N	\$ -	\$ -	\$ -	\$ -	\$ 53.63	\$ -	\$ -	\$ 53.63	\$ 53.63
Warren, Louis H & Dawn Danish Dawnish	53-09-02-300-015.000-015	1849	1A	N	\$ -	\$ -	\$ -	\$ -	\$ 62.41	\$ -	\$ -	\$ 62.41	\$ 62.41
Barker, Adam P & Charlotte M	53-09-02-300-008.000-015	1849	1A	N	\$ -	\$ -	\$ -	\$ -	\$ -	\$ 461.57	\$ -	\$ 461.57	\$ 461.57
Public Investment Corporation	53-09-02-300-055.000-015	1809	1A	N	\$ -	\$ -	\$ -	\$ -	\$ 40.03	\$ -	\$ -	\$ 40.03	\$ 40.03
Board Of Commissioners Monroe County, The	53-09-12-200-032.000-015		1A	N	\$ -	\$ -	\$ -	\$ -	\$ -	\$ 248.56	\$ -	\$ 248.56	\$ 248.56
	53-09-12-200-007.000-015		1A	N	\$ -	\$ -	\$ -	\$ -	\$ -	\$ -	\$ -	\$ -	\$ -

City of Bloomington

Area #1A: South-West Annexation Area - Circuit Breaker Impacts Analysis

Owner Name	Parcel #	Waiver	Annexation Area	AG	Pre-Annex 1% CB Credits	Pre-Annex 2% CB Credits	Pre-Annex 65 & Over CB Credits	Pre-Annex Total CB Credits	Post-Annex 1% CB Credits	Post-Annex 2% CB Credits	Post-Annex 65 & Over CB Credits	Post-Annex Total CB Credits	Total Post-Annex CB Credits Increase
Stines, Robert D & Judith I Trust W//e	53-09-02-100-002.000-015		1A	N	\$ -	\$ -	\$ -	\$ -	\$ -	\$ -	\$ -	\$ -	\$ -
Pierce, Dennis H & Tina M	53-09-02-100-014.000-015		1A	N	\$ -	\$ -	\$ -	\$ -	\$ -	\$ -	\$ -	\$ -	\$ -
McLaughlin, Christopher L & Emily N	53-09-02-101-018.000-015		1A	N	\$ -	\$ -	\$ -	\$ -	\$ 234.27	\$ -	\$ -	\$ 234.27	\$ 234.27
Dunbar, James E. & Barbara J.	53-09-12-200-003.000-015		1A	N	\$ -	\$ -	\$ -	\$ -	\$ -	\$ 169.71	\$ -	\$ 169.71	\$ 169.71
Browning, Reuben D & Elizabeth Ann Grennan	53-09-02-101-005.000-015		1A	N	\$ -	\$ -	\$ -	\$ -	\$ 569.13	\$ -	\$ -	\$ 569.13	\$ 569.13
Public Investment Corporation	53-09-12-200-011.000-015		1A	N	\$ -	\$ -	\$ -	\$ -	\$ -	\$ 269.33	\$ -	\$ 269.33	\$ 269.33
Public Investment Corporation	53-09-12-200-014.000-015		1A	N	\$ -	\$ -	\$ -	\$ -	\$ -	\$ -	\$ -	\$ -	\$ -
Public Investment Corporation	53-09-12-200-009.000-015		1A	N	\$ -	\$ -	\$ -	\$ -	\$ -	\$ -	\$ -	\$ -	\$ -
Zokoe, Joshua	53-09-01-300-011.000-015		1A	N	\$ -	\$ -	\$ -	\$ -	\$ -	\$ -	\$ -	\$ -	\$ -
State Of Indiana	53-04-35-300-001.000-011		1A	N	\$ -	\$ -	\$ -	\$ -	\$ -	\$ -	\$ -	\$ -	\$ -
Moore, Jennifer L	53-04-36-302-005.000-011		1A	N	\$ -	\$ -	\$ -	\$ -	\$ -	\$ -	\$ -	\$ -	\$ -
Sexton, Mary	53-04-36-301-004.000-011		1A	N	\$ -	\$ -	\$ -	\$ -	\$ 49.32	\$ -	\$ -	\$ 49.32	\$ 49.32
Butcher, George L (1/3 interest); Butcher, Sharon L (1/3 interest); Durnal, Jess	53-04-36-303-060.000-011		1A	N	\$ -	\$ 1,090.46	\$ -	\$ 1,090.46	\$ -	\$ 737.00	\$ -	\$ 737.00	\$ (353.47)
Small Town Properties LLC	53-04-36-302-020.000-011		1A	N	\$ -	\$ 647.38	\$ -	\$ 647.38	\$ -	\$ 464.65	\$ -	\$ 464.65	\$ (182.73)
Gunn, Marylou & Bonnie Marie Kelley	53-04-36-303-097.000-011		1A	N	\$ -	\$ -	\$ 305.00	\$ 305.00	\$ -	\$ -	\$ 627.46	\$ 627.46	\$ 322.46
Smith, Walter D & Smith, Sandra L	53-04-36-303-098.000-011		1A	N	\$ -	\$ -	\$ -	\$ -	\$ 220.75	\$ -	\$ -	\$ 220.75	\$ 220.75
Stoll, Darrell W & Betty J	53-04-36-303-053.000-011		1A	N	\$ -	\$ -	\$ -	\$ -	\$ -	\$ -	\$ -	\$ -	\$ -
Board Of Commissioners Monroe County, The	53-04-25-300-013.000-011		1A	N	\$ -	\$ -	\$ -	\$ -	\$ -	\$ -	\$ -	\$ -	\$ -
State Of Indiana	53-04-36-303-001.000-011		1A	N	\$ -	\$ -	\$ -	\$ -	\$ -	\$ -	\$ -	\$ -	\$ -
Acevedo-Echeverria, Elsa J	53-04-36-303-106.000-011		1A	N	\$ -	\$ -	\$ -	\$ -	\$ -	\$ -	\$ -	\$ -	\$ -
Malicoat, Doug Ray	53-04-36-301-005.000-011		1A	N	\$ -	\$ 1,038.76	\$ -	\$ 1,038.76	\$ -	\$ 745.56	\$ -	\$ 745.56	\$ (293.21)
Nichols, Wayne D & Janet S	53-04-36-301-019.000-011		1A	N	\$ -	\$ 953.17	\$ -	\$ 953.17	\$ -	\$ 684.12	\$ -	\$ 684.12	\$ (269.05)
McMillan, David R & Tamara J	53-04-36-303-046.000-011		1A	N	\$ -	\$ -	\$ -	\$ -	\$ -	\$ -	\$ -	\$ -	\$ -
Van Arsdalen, Kenneth E Living Trust	53-04-36-303-095.000-011		1A	N	\$ -	\$ 1,029.43	\$ -	\$ 1,029.43	\$ -	\$ 738.85	\$ -	\$ 738.85	\$ (290.57)
May, Dorothy	53-09-01-211-014.000-015		1A	N	\$ -	\$ -	\$ -	\$ -	\$ -	\$ -	\$ -	\$ -	\$ -
PIC Industrial Park LLC	53-09-12-100-012.000-015		1A	N	\$ -	\$ -	\$ -	\$ -	\$ -	\$ -	\$ -	\$ -	\$ -
Board Of Commissioners Monroe Co	53-09-12-100-019.000-015		1A	N	\$ -	\$ -	\$ -	\$ -	\$ -	\$ -	\$ -	\$ -	\$ -
Clark, Edna M Trust	53-09-01-209-051.000-015		1A	N	\$ -	\$ -	\$ 356.00	\$ 356.00	\$ -	\$ -	\$ 957.38	\$ 957.38	\$ 601.38
Germann, Marissa & McGee, Samuel Trent	53-09-01-213-028.000-015		1A	N	\$ -	\$ -	\$ -	\$ -	\$ -	\$ -	\$ -	\$ -	\$ -
Glickman, Sam	53-09-02-101-009.000-015		1A	N	\$ -	\$ -	\$ -	\$ -	\$ -	\$ 615.26	\$ -	\$ 615.26	\$ 615.26
Daniel, Martha I	53-09-02-100-027.000-015		1A	Y	\$ -	\$ -	\$ 548.00	\$ 548.00	\$ -	\$ -	\$ 548.00	\$ 548.00	\$ -
Board Of Commissioners Of Monroe Co	53-09-02-100-028.000-015		1A	N	\$ -	\$ -	\$ -	\$ -	\$ -	\$ -	\$ -	\$ -	\$ -
Prado, Eusebio; Ramirez, Bertha Sihuas	53-09-02-200-002.000-015		1A	N	\$ -	\$ -	\$ -	\$ -	\$ -	\$ -	\$ -	\$ -	\$ -
State Of Indiana Dept Of National Resources	53-09-12-300-053.000-015		1A	N	\$ -	\$ -	\$ -	\$ -	\$ -	\$ -	\$ -	\$ -	\$ -
Reynolds, James D	53-09-01-302-017.000-015		1A	N	\$ -	\$ -	\$ -	\$ -	\$ -	\$ -	\$ -	\$ -	\$ -
Wilder, Morning	53-09-01-300-021.000-015		1A	N	\$ -	\$ -	\$ -	\$ -	\$ -	\$ -	\$ -	\$ -	\$ -
Freeman, Judy C	53-09-01-300-043.000-015		1A	N	\$ -	\$ -	\$ -	\$ -	\$ -	\$ -	\$ 407.38	\$ 407.38	\$ 407.38
State Of Indiana	53-09-02-200-003.000-015		1A	N	\$ -	\$ -	\$ -	\$ -	\$ -	\$ -	\$ -	\$ -	\$ -
Walker, Patsy J	53-09-01-209-072.000-015		1A	N	\$ -	\$ -	\$ 226.00	\$ 226.00	\$ -	\$ -	\$ 590.24	\$ 590.24	\$ 364.24
Staley, Jaymes B	53-09-12-201-043.000-015		1A	N	\$ -	\$ -	\$ -	\$ -	\$ -	\$ -	\$ -	\$ -	\$ -

City of Bloomington

Area #1A: South-West Annexation Area - Circuit Breaker Impacts Analysis

Owner Name	Parcel #	Waiver	Annexation Area	AG	Pre-Annex 1% CB Credits	Pre-Annex 2% CB Credits	Pre-Annex 65 & Over CB Credits	Pre-Annex Total CB Credits	Post-Annex 1% CB Credits	Post-Annex 2% CB Credits	Post-Annex 65 & Over CB Credits	Post-Annex Total CB Credits	Total Post-Annex CB Credits Increase
Staley, Jaymes B	53-09-12-200-017.000-015		1A	N	\$ -	\$ -	\$ -	\$ -	\$ -	\$ -	\$ -	\$ -	\$ -
Phillips, Jordan Michael	53-09-01-211-012.000-015		1A	N	\$ -	\$ -	\$ -	\$ -	\$ -	\$ -	\$ -	\$ -	\$ -
Union Savings Bank	53-09-12-100-006.000-015		1A	N	\$ -	\$ -	\$ -	\$ -	\$ -	\$ -	\$ -	\$ -	\$ -
Marquez, Carmen	53-09-02-300-069.000-015	1959	1A	N	\$ -	\$ -	\$ -	\$ -	\$ 138.75	\$ -	\$ -	\$ 138.75	\$ 138.75
AMH 2014-3 Borrower LLC	53-09-02-300-052.000-015	1862	1A	N	\$ -	\$ -	\$ -	\$ -	\$ -	\$ 376.97	\$ -	\$ 376.97	\$ 376.97
Moore, Jeremy A	53-09-02-300-043.000-015	1804	1A	N	\$ -	\$ -	\$ -	\$ -	\$ -	\$ -	\$ -	\$ -	\$ -
Karas, Daniel J	53-09-02-300-020.000-015	1733	1A	N	\$ -	\$ -	\$ -	\$ -	\$ -	\$ -	\$ -	\$ -	\$ -
Leffel, Joseph Kemmel II	53-09-02-300-068.000-015	1964	1A	N	\$ -	\$ -	\$ -	\$ -	\$ -	\$ -	\$ -	\$ -	\$ -
Bergonzi, Joeline Ann; Gross, David Ray	53-09-02-300-042.000-015	1817	1A	N	\$ -	\$ -	\$ -	\$ -	\$ -	\$ -	\$ -	\$ -	\$ -
Madera, Jose G & Maria R	53-09-02-300-032.000-015	1818	1A	N	\$ -	\$ -	\$ -	\$ -	\$ 40.03	\$ -	\$ -	\$ 40.03	\$ 40.03
Branam, Sheree E	53-09-02-300-075.000-015	1991	1A	N	\$ -	\$ -	\$ -	\$ -	\$ 117.69	\$ -	\$ -	\$ 117.69	\$ 117.69
English, Don William Sr & Donna G	53-09-02-300-030.000-015	1803	1A	N	\$ -	\$ -	\$ -	\$ -	\$ 25.55	\$ -	\$ -	\$ 25.55	\$ 25.55
Scott, Carey	53-09-02-300-018.000-015	1870	1A	N	\$ -	\$ -	\$ -	\$ -	\$ -	\$ -	\$ -	\$ -	\$ -
Blair, Jennifer A	53-09-02-300-056.000-015	1751	1A	N	\$ -	\$ -	\$ -	\$ -	\$ -	\$ -	\$ -	\$ -	\$ -
Wampler, Heidi Rochel & Giles, Kyle Ray	53-09-02-300-016.000-015	1697	1A	N	\$ -	\$ -	\$ -	\$ -	\$ 132.60	\$ -	\$ -	\$ 132.60	\$ 132.60
Cuadra, Ignacio Jr & Melissa	53-09-02-300-009.000-015	1809	1A	N	\$ -	\$ -	\$ -	\$ -	\$ -	\$ -	\$ -	\$ -	\$ -
Wilson, Brandon	53-09-02-300-035.000-015	1990	1A	N	\$ -	\$ -	\$ -	\$ -	\$ -	\$ 530.40	\$ -	\$ 530.40	\$ 530.40
Winn, Matthew Ryan & Marla Marie	53-09-02-300-012.000-015	1751	1A	N	\$ -	\$ -	\$ -	\$ -	\$ 262.38	\$ -	\$ -	\$ 262.38	\$ 262.38
Hughes, Daniel & Cynthia	53-09-02-300-037.000-015	1854	1A	N	\$ -	\$ -	\$ -	\$ -	\$ 379.32	\$ -	\$ -	\$ 379.32	\$ 379.32
Crouch, Gregory L	53-09-02-300-057.000-015	1756	1A	N	\$ -	\$ -	\$ -	\$ -	\$ 16.35	\$ -	\$ -	\$ 16.35	\$ 16.35
Quick, Rachel Ann	53-09-02-300-010.000-015	1849	1A	N	\$ -	\$ -	\$ -	\$ -	\$ 34.75	\$ -	\$ -	\$ 34.75	\$ 34.75
Hughey, Julie A & Carol M	53-09-02-300-063.000-015	1933	1A	N	\$ -	\$ -	\$ -	\$ -	\$ 122.07	\$ -	\$ -	\$ 122.07	\$ 122.07
Pierson, Joel A & Dana D	53-09-02-300-019.000-015	1755	1A	N	\$ -	\$ -	\$ -	\$ -	\$ 169.46	\$ -	\$ -	\$ 169.46	\$ 169.46
Ajab, Mohamed S	53-09-02-300-050.000-015	1932	1A	N	\$ -	\$ -	\$ -	\$ -	\$ 122.07	\$ -	\$ -	\$ 122.07	\$ 122.07
Shearin, Jeremy C	53-09-02-300-031.000-015		1A	N	\$ -	\$ -	\$ -	\$ -	\$ 4.49	\$ -	\$ -	\$ 4.49	\$ 4.49
Nardine, Michael & Laurel	53-09-02-300-051.000-015	1861	1A	N	\$ -	\$ -	\$ -	\$ -	\$ 11.50	\$ -	\$ -	\$ 11.50	\$ 11.50
Brock, David A	53-09-02-300-021.000-015	1860	1A	N	\$ -	\$ -	\$ -	\$ -	\$ -	\$ -	\$ -	\$ -	\$ -
Miller, Kathleen E	53-09-02-300-067.000-015		1A	N	\$ -	\$ -	\$ -	\$ -	\$ -	\$ -	\$ -	\$ -	\$ -
Wright, Michelle L	53-09-02-300-066.000-015	1789	1A	N	\$ -	\$ -	\$ -	\$ -	\$ -	\$ -	\$ -	\$ -	\$ -
Misiewicz, Lukasz	53-09-02-300-098.000-015	1913	1A	N	\$ -	\$ -	\$ -	\$ -	\$ -	\$ -	\$ -	\$ -	\$ -
Goodwin, Joseph F & Joyce M	53-09-02-200-185.000-015	1997	1A	N	\$ -	\$ -	\$ -	\$ -	\$ -	\$ -	\$ -	\$ -	\$ -
Roberts, Catherine & William Jr & Shields, Kathy A & Wilson, Becky J	53-09-01-209-048.000-015	1778	1A	N	\$ -	\$ -	\$ -	\$ -	\$ -	\$ -	\$ -	\$ -	\$ -
Barnett, Barbara K (Zmarly) w life estate Zmarly, Irene V	53-09-01-210-012.000-015		1A	N	\$ -	\$ -	\$ 291.00	\$ 291.00	\$ -	\$ -	\$ 751.69	\$ 751.69	\$ 460.69
Giddens, Chad C & Molly M	53-09-02-200-169.000-015		1A	N	\$ -	\$ -	\$ -	\$ -	\$ -	\$ -	\$ -	\$ -	\$ -
Stand, James & Ladonna	53-09-02-200-170.000-015	2010	1A	N	\$ -	\$ -	\$ -	\$ -	\$ 160.67	\$ -	\$ -	\$ 160.67	\$ 160.67
Myers, Tien H	53-09-02-200-172.000-015	1982	1A	N	\$ -	\$ -	\$ -	\$ -	\$ 476.56	\$ -	\$ -	\$ 476.56	\$ 476.56
Wilson, Stephen Rob & Barbara L	53-09-02-200-180.000-015	1974	1A	N	\$ -	\$ -	\$ -	\$ -	\$ 234.38	\$ -	\$ -	\$ 234.38	\$ 234.38
Blando, Kate & Joseph Adrian	53-09-02-300-087.000-015	1895	1A	N	\$ -	\$ -	\$ -	\$ -	\$ 168.15	\$ -	\$ -	\$ 168.15	\$ 168.15
Thackery, Ross	53-09-01-213-010.000-015		1A	N	\$ -	\$ -	\$ -	\$ -	\$ -	\$ 253.06	\$ -	\$ 253.06	\$ 253.06
Health Care REIT Inc	53-09-02-200-008.000-015	2323	1A	N	\$ -	\$ -	\$ -	\$ -	\$ -	\$ 33,784.47	\$ -	\$ 33,784.47	\$ 33,784.47
Saks, Jack M. & Linda Carlene	53-09-01-302-016.000-015		1A	N	\$ -	\$ -	\$ 189.00	\$ 189.00	\$ -	\$ -	\$ 446.27	\$ 446.27	\$ 257.27
LTRG1349 LLC	53-09-01-213-024.000-015		1A	N	\$ -	\$ -	\$ -	\$ -	\$ -	\$ 293.11	\$ -	\$ 293.11	\$ 293.11
Bryant, Steven Ross & Hites, Veronica Lin	53-09-01-213-042.000-015		1A	N	\$ -	\$ -	\$ -	\$ -	\$ -	\$ -	\$ -	\$ -	\$ -
Helton, Daniel K & Elizabeth A	53-09-01-301-004.000-015	1267	1A	N	\$ -	\$ -	\$ -	\$ -	\$ -	\$ 358.44	\$ -	\$ 358.44	\$ 358.44
Helton, Daniel K & Elizabeth A	53-09-01-301-001.000-015	1267	1A	N	\$ -	\$ -	\$ -	\$ -	\$ -	\$ 354.94	\$ -	\$ 354.94	\$ 354.94
Jordan River Homes, LLC	53-09-01-301-011.000-015	1267	1A	N	\$ -	\$ -	\$ -	\$ -	\$ -	\$ 354.69	\$ -	\$ 354.69	\$ 354.69
Jordan River Homes, LLC	53-09-01-301-010.000-015	1267	1A	N	\$ -	\$ -	\$ -	\$ -	\$ -	\$ 378.97	\$ -	\$ 378.97	\$ 378.97

City of Bloomington

Area #1A: South-West Annexation Area - Circuit Breaker Impacts Analysis

Owner Name	Parcel #	Waiver	Annexation Area	AG	Pre-Annex 1% CB Credits	Pre-Annex 2% CB Credits	Pre-Annex 65 & Over CB Credits	Pre-Annex Total CB Credits	Post-Annex 1% CB Credits	Post-Annex 2% CB Credits	Post-Annex 65 & Over CB Credits	Post-Annex Total CB Credits	Total Post-Annex CB Credits Increase
Jordan River Homes, LLC	53-09-01-301-002.000-015	1267	1A	N	\$ -	\$ -	\$ -	\$ -	\$ -	\$ 380.47	\$ -	\$ 380.47	\$ 380.47
Jordan River Homes, LLC	53-09-01-301-005.000-015	1267	1A	N	\$ -	\$ -	\$ -	\$ -	\$ -	\$ 380.97	\$ -	\$ 380.97	\$ 380.97
Davis, Bruce O	53-09-02-101-003.000-015		1A	N	\$ -	\$ -	\$ -	\$ -	\$ 162.44	\$ -	\$ -	\$ 162.44	\$ 162.44
Abbott, John S	53-04-36-301-020.000-011		1A	N	\$ -	\$ -	\$ -	\$ -	\$ -	\$ -	\$ -	\$ -	\$ -
Foley, Phillip D & Connie J	53-04-36-303-074.000-011		1A	N	\$ -	\$ -	\$ 312.00	\$ 312.00	\$ -	\$ -	\$ 666.84	\$ 666.84	\$ 354.84
Carmichael, Velma R.	53-04-36-303-055.000-011	2461	1A	N	\$ -	\$ -	\$ 24.00	\$ 24.00	\$ -	\$ -	\$ 230.73	\$ 230.73	\$ 206.73
Roath, Jeremy D	53-04-36-303-104.000-011		1A	N	\$ -	\$ -	\$ -	\$ -	\$ 40.51	\$ -	\$ -	\$ 40.51	\$ 40.51
Wells, Gavin L	53-04-36-302-009.000-011	2460	1A	N	\$ -	\$ 725.19	\$ -	\$ 725.19	\$ -	\$ 520.49	\$ -	\$ 520.49	\$ (204.70)
Board Of Commissioners Monroe County, The	53-04-36-302-025.000-011		1A	N	\$ -	\$ -	\$ -	\$ -	\$ -	\$ -	\$ -	\$ -	\$ -
Strickler, Kevin B & Beckman, Joyce A	53-04-36-303-058.000-011		1A	N	\$ -	\$ -	\$ -	\$ -	\$ 21.49	\$ -	\$ -	\$ 21.49	\$ 21.49
Easterling, Darlene N	53-04-36-301-013.000-011		1A	N	\$ -	\$ -	\$ -	\$ -	\$ -	\$ -	\$ -	\$ -	\$ -
Harrell, John R. & Martha J.	53-04-36-303-083.000-011		1A	N	\$ -	\$ -	\$ -	\$ -	\$ -	\$ -	\$ -	\$ -	\$ -
Harrington, Carl E & Rita J	53-04-36-303-008.000-011		1A	N	\$ -	\$ -	\$ -	\$ -	\$ -	\$ -	\$ -	\$ -	\$ -
LaSota, Mildred W & Shipley, Vicki Ann	53-04-36-303-069.000-011		1A	N	\$ -	\$ -	\$ 147.00	\$ 147.00	\$ -	\$ -	\$ 568.76	\$ 568.76	\$ 421.76
Brown, Karen S	53-04-36-302-027.000-011		1A	N	\$ -	\$ -	\$ -	\$ -	\$ -	\$ -	\$ -	\$ -	\$ -
Kimble, Royce L & Gena M	53-04-35-300-024.000-011	2117	1A	N	\$ -	\$ -	\$ -	\$ -	\$ 4.59	\$ -	\$ -	\$ 4.59	\$ 4.59
Davidson, Kenneth R & Davidson, John S & Chesnut, Janice & L / E Elizabeth David	53-04-36-303-078.000-011		1A	N	\$ -	\$ -	\$ 287.00	\$ 287.00	\$ -	\$ -	\$ 792.31	\$ 792.31	\$ 505.31
Martin, Jan E	53-04-36-301-010.000-011		1A	N	\$ -	\$ -	\$ -	\$ -	\$ 106.57	\$ -	\$ -	\$ 106.57	\$ 106.57
Baxter Healthcare Corporation	53-09-01-100-019.000-015		1A	N	\$ -	\$ -	\$ -	\$ -	\$ -	\$ -	\$ -	\$ -	\$ -
Fox, Tracy E & Johnna M	53-09-01-209-039.000-015		1A	N	\$ -	\$ -	\$ -	\$ -	\$ -	\$ -	\$ -	\$ -	\$ -
Elliott, Darla S & Tony W Elliott	53-09-01-213-039.000-015		1A	N	\$ -	\$ -	\$ -	\$ -	\$ -	\$ -	\$ -	\$ -	\$ -
Board Of Commissioners Monroe County, The	53-09-01-100-003.000-015		1A	N	\$ -	\$ -	\$ -	\$ -	\$ -	\$ -	\$ -	\$ -	\$ -
Parker, Christopher A	53-09-01-212-018.000-015		1A	N	\$ -	\$ -	\$ 485.00	\$ 485.00	\$ -	\$ -	\$ -	\$ -	\$ (485.00)
State Of Indiana	53-09-02-100-003.000-015		1A	N	\$ -	\$ -	\$ -	\$ -	\$ -	\$ -	\$ -	\$ -	\$ -
McKinley, Brian & Csilla	53-09-01-302-011.000-015		1A	N	\$ -	\$ -	\$ -	\$ -	\$ -	\$ -	\$ -	\$ -	\$ -
2450 Curry LLC	53-09-12-300-023.000-015		1A	N	\$ -	\$ -	\$ -	\$ -	\$ -	\$ -	\$ -	\$ -	\$ -
Burke, Henry C JR	53-09-01-209-050.000-015		1A	N	\$ -	\$ -	\$ -	\$ -	\$ -	\$ -	\$ -	\$ -	\$ -
Hawk, Donna K & Christopher W	53-09-01-209-002.000-015		1A	N	\$ -	\$ -	\$ 305.00	\$ 305.00	\$ -	\$ -	\$ 752.32	\$ 752.32	\$ 447.32
Bunch, PamElla M & Ronald L	53-09-01-212-034.000-015		1A	N	\$ -	\$ -	\$ -	\$ -	\$ -	\$ -	\$ -	\$ -	\$ -
Dowding, John	53-09-01-209-010.000-015		1A	N	\$ -	\$ -	\$ -	\$ -	\$ -	\$ -	\$ -	\$ -	\$ -
Arthur, Robert F Sr & Mary E Trust W//e	53-09-12-201-008.000-015		1A	N	\$ -	\$ -	\$ 69.00	\$ 69.00	\$ -	\$ -	\$ 356.60	\$ 356.60	\$ 287.60
State Of Indiana	53-01-70-521-013.000-016		1A	N	\$ -	\$ -	\$ -	\$ -	\$ -	\$ -	\$ -	\$ -	\$ -
Clark, Lessel Leon	53-09-01-211-011.000-015		1A	N	\$ -	\$ -	\$ -	\$ -	\$ -	\$ -	\$ -	\$ -	\$ -
Ketchem, Richard Wayne & Sandra E	53-09-01-209-034.000-015		1A	N	\$ -	\$ -	\$ 21.00	\$ 21.00	\$ -	\$ -	\$ -	\$ -	\$ (21.00)
United Pentacostal Church Of Highland Village, Inc.	53-09-01-100-007.000-015		1A	N	\$ -	\$ -	\$ -	\$ -	\$ -	\$ -	\$ -	\$ -	\$ -
Summerville, Morris M & Tammy	53-09-01-212-020.000-015	2030	1A	N	\$ -	\$ -	\$ -	\$ -	\$ 180.41	\$ -	\$ -	\$ 180.41	\$ 180.41
McCormick, Patricia	53-09-01-212-033.000-015		1A	N	\$ -	\$ -	\$ 102.00	\$ 102.00	\$ -	\$ -	\$ 705.86	\$ 705.86	\$ 603.86
Chamberlain, Lafayette & Martha J	53-09-02-200-171.000-015	1935	1A	N	\$ -	\$ -	\$ -	\$ -	\$ 271.69	\$ -	\$ -	\$ 271.69	\$ 271.69
Carrera, Rafael & Arcelia	53-09-02-200-168.000-015	1958	1A	N	\$ -	\$ -	\$ -	\$ -	\$ 233.52	\$ -	\$ -	\$ 233.52	\$ 233.52
Maclean, Shawn	53-09-02-200-187.000-015	1936	1A	N	\$ -	\$ -	\$ -	\$ -	\$ 35.21	\$ -	\$ -	\$ 35.21	\$ 35.21
Delp, Dana A & Jacqueline S	53-09-02-200-175.000-015		1A	N	\$ -	\$ -	\$ -	\$ -	\$ 71.18	\$ -	\$ -	\$ 71.18	\$ 71.18
Rabadi, Yazeed & Elizabeth Adams	53-09-02-200-186.000-015	1965	1A	N	\$ -	\$ -	\$ -	\$ -	\$ 278.70	\$ -	\$ -	\$ 278.70	\$ 278.70
Barman, Josh	53-09-02-300-082.000-015	1937	1A	N	\$ -	\$ -	\$ -	\$ -	\$ -	\$ -	\$ -	\$ -	\$ -

City of Bloomington

Area #1A: South-West Annexation Area - Circuit Breaker Impacts Analysis

Owner Name	Parcel #	Waiver	Annexation Area	AG	Pre-Annex 1% CB Credits	Pre-Annex 2% CB Credits	Pre-Annex 65 & Over CB Credits	Pre-Annex Total CB Credits	Post-Annex 1% CB Credits	Post-Annex 2% CB Credits	Post-Annex 65 & Over CB Credits	Post-Annex Total CB Credits	Total Post-Annex CB Credits Increase
Gregory, Honey M	53-09-02-300-079.000-015	1957	1A	N	\$ -	\$ -	\$ -	\$ -	\$ 100.58	\$ -	\$ -	\$ 100.58	\$ 100.58
Haug, Eric S	53-09-02-300-073.000-015	1893	1A	N	\$ -	\$ -	\$ -	\$ -	\$ 10.63	\$ -	\$ -	\$ 10.63	\$ 10.63
Litz, Kevin & Bethany	53-09-02-300-072.000-015	1956	1A	N	\$ -	\$ -	\$ -	\$ -	\$ 74.69	\$ -	\$ -	\$ 74.69	\$ 74.69
Deckard, Shirley	53-09-02-300-086.000-015	1892	1A	N	\$ -	\$ -	\$ -	\$ -	\$ 54.50	\$ -	\$ -	\$ 54.50	\$ 54.50
Hewett, Crystal N.	53-09-02-300-071.000-015	1967	1A	N	\$ -	\$ -	\$ -	\$ -	\$ 238.78	\$ -	\$ -	\$ 238.78	\$ 238.78
Tillman, Leon	53-09-02-300-049.000-015	1999	1A	N	\$ -	\$ -	\$ -	\$ -	\$ -	\$ -	\$ -	\$ -	\$ -
Deckard, Rena L	53-09-02-300-017.000-015	2011	1A	N	\$ -	\$ -	\$ -	\$ -	\$ -	\$ -	\$ -	\$ -	\$ -
Church, David	53-09-02-300-048.000-015	2002	1A	N	\$ -	\$ -	\$ -	\$ -	\$ 57.58	\$ -	\$ -	\$ 57.58	\$ 57.58
Lucas, Kristopher; Stephens, Brandi	53-09-02-300-028.000-015	1981	1A	N	\$ -	\$ -	\$ -	\$ -	\$ -	\$ -	\$ -	\$ -	\$ -
Gentry, Edward	53-09-02-300-040.000-015	2009	1A	N	\$ -	\$ -	\$ -	\$ -	\$ -	\$ -	\$ -	\$ -	\$ -
Lindamood, Maggie M; VanCamp, Ian V	53-09-02-300-014.000-015	1986	1A	N	\$ -	\$ -	\$ -	\$ -	\$ -	\$ -	\$ -	\$ -	\$ -
Koontz, Keith L & Betty J	53-09-02-300-034.000-015	2008	1A	N	\$ -	\$ -	\$ 257.00	\$ 257.00	\$ -	\$ -	\$ 792.32	\$ 792.32	\$ 535.32
Kumar, Siddharth Sai	53-09-02-300-005.000-015	1891	1A	N	\$ -	\$ -	\$ -	\$ -	\$ 28.63	\$ -	\$ -	\$ 28.63	\$ 28.63
Rogers, Sandra A & Rogers, Clifford E	53-09-02-300-088.000-015	2000	1A	N	\$ -	\$ -	\$ -	\$ -	\$ -	\$ -	\$ -	\$ -	\$ -
Owings, Austin Otis & Owings, Phyllis Joan	53-09-01-202-021.000-015		1A	N	\$ -	\$ -	\$ 335.00	\$ 335.00	\$ -	\$ -	\$ 769.78	\$ 769.78	\$ 434.78
John E Byers LLC	53-09-01-202-004.000-015		1A	N	\$ -	\$ -	\$ -	\$ -	\$ -	\$ 245.80	\$ -	\$ 245.80	\$ 245.80
Carlson, Lee T & Kristi L	53-09-12-201-007.000-015		1A	N	\$ -	\$ -	\$ -	\$ -	\$ -	\$ 374.46	\$ -	\$ 374.46	\$ 374.46
Hall, Angela S	53-09-01-213-034.000-015		1A	N	\$ -	\$ -	\$ -	\$ -	\$ -	\$ -	\$ -	\$ -	\$ -
McCutchen, Rebecca S	53-09-02-100-013.000-015		1A	N	\$ -	\$ -	\$ 42.00	\$ 42.00	\$ -	\$ -	\$ 164.88	\$ 164.88	\$ 122.88
Fleener, Mary Jane	53-09-12-300-024.000-015	1785	1A	N	\$ -	\$ -	\$ -	\$ -	\$ -	\$ 242.05	\$ -	\$ 242.05	\$ 242.05
Workman, Norma J	53-09-01-210-016.000-015		1A	N	\$ -	\$ -	\$ -	\$ -	\$ -	\$ -	\$ -	\$ -	\$ -
Montgomery, Raymond	53-09-12-201-033.000-015		1A	N	\$ -	\$ -	\$ -	\$ -	\$ 19.32	\$ -	\$ -	\$ 19.32	\$ 19.32
Pruett, Roger D & Marsha J	53-09-12-201-039.000-015		1A	N	\$ -	\$ -	\$ -	\$ -	\$ -	\$ -	\$ -	\$ -	\$ -
Harpool, Ruth A & Benedict, Janelle D	53-09-02-300-024.000-015		1A	N	\$ -	\$ -	\$ -	\$ -	\$ 3.18	\$ -	\$ -	\$ 3.18	\$ 3.18
Smith, Douglas D	53-04-36-100-046.000-011	1130	1A	N	\$ -	\$ -	\$ -	\$ -	\$ -	\$ -	\$ -	\$ -	\$ -
Chambers, Kenneth R & Carolyn F	53-04-36-303-080.000-011		1A	N	\$ -	\$ -	\$ 175.00	\$ 175.00	\$ -	\$ -	\$ 556.06	\$ 556.06	\$ 381.06
Dyer, Candice S	53-00-71-088-000.000-011	1815	1A	N	\$ -	\$ -	\$ -	\$ -	\$ -	\$ -	\$ -	\$ -	\$ -
Abb Inc	53-04-36-100-054.000-011		1A	N	\$ -	\$ -	\$ -	\$ -	\$ -	\$ -	\$ -	\$ -	\$ -
Patriot Unlimited LLC	53-04-36-200-003.000-011		1A	N	\$ -	\$ -	\$ -	\$ -	\$ -	\$ -	\$ -	\$ -	\$ -
Board Of Commissioners Of	53-04-36-200-005.000-011		1A	N	\$ -	\$ -	\$ -	\$ -	\$ -	\$ -	\$ -	\$ -	\$ -
Stephenson, Helen	53-04-36-200-023.000-011		1A	N	\$ -	\$ -	\$ -	\$ -	\$ 100.37	\$ -	\$ -	\$ 100.37	\$ 100.37
Baxter, Donna M & Frederick Glen	53-04-36-302-024.000-011		1A	N	\$ -	\$ -	\$ -	\$ -	\$ -	\$ -	\$ 289.78	\$ 289.78	\$ 289.78
Stogsdill, Karen Sue	53-09-01-212-014.000-015		1A	N	\$ -	\$ -	\$ -	\$ -	\$ -	\$ -	\$ -	\$ -	\$ -
Sonneborn, Michael G Revocable Trust	53-09-12-100-002.000-015		1A	N	\$ -	\$ -	\$ -	\$ -	\$ -	\$ -	\$ -	\$ -	\$ -
Cain, Dwight L & Grace L	53-09-01-213-022.000-015		1A	N	\$ -	\$ -	\$ 454.00	\$ 454.00	\$ -	\$ -	\$ 1,030.29	\$ 1,030.29	\$ 576.29
Caldwell Family Trust	53-09-01-302-023.000-015		1A	N	\$ -	\$ -	\$ -	\$ -	\$ -	\$ 221.52	\$ -	\$ 221.52	\$ 221.52
Housing Associates LLC	53-09-12-200-005.000-015		1A	N	\$ -	\$ -	\$ -	\$ -	\$ -	\$ 680.59	\$ -	\$ 680.59	\$ 680.59
Ingram, Mitchell R	53-09-01-209-060.000-015		1A	N	\$ -	\$ -	\$ -	\$ -	\$ -	\$ -	\$ -	\$ -	\$ -
Beck, Kay E	53-09-01-209-052.000-015		1A	N	\$ -	\$ -	\$ 256.00	\$ 256.00	\$ -	\$ -	\$ 670.37	\$ 670.37	\$ 414.37
Jones, Esther	53-09-01-202-020.000-015		1A	N	\$ -	\$ -	\$ -	\$ -	\$ 2.00	\$ -	\$ -	\$ 2.00	\$ 2.00
Miller, David C Jr & Celene M	53-09-01-211-021.000-015		1A	N	\$ -	\$ -	\$ -	\$ -	\$ 51.43	\$ -	\$ -	\$ 51.43	\$ 51.43
Baker, Danielle Marie	53-09-01-302-014.000-015	2047	1A	N	\$ -	\$ -	\$ -	\$ -	\$ -	\$ -	\$ -	\$ -	\$ -
Wexley Properties LLC	53-09-01-302-008.000-015	2047	1A	N	\$ -	\$ -	\$ -	\$ -	\$ -	\$ 257.57	\$ -	\$ 257.57	\$ 257.57
UDB Holdings LLC	53-09-01-302-003.000-015		1A	N	\$ -	\$ -	\$ -	\$ -	\$ -	\$ -	\$ -	\$ -	\$ -
Seeber, John	53-09-01-302-025.000-015		1A	N	\$ -	\$ -	\$ -	\$ -	\$ -	\$ -	\$ -	\$ -	\$ -
Public Investment Corp	53-09-01-302-024.000-015		1A	N	\$ -	\$ -	\$ -	\$ -	\$ -	\$ -	\$ -	\$ -	\$ -
UDB Holdings LLC	53-09-01-302-028.000-015		1A	N	\$ -	\$ -	\$ -	\$ -	\$ -	\$ -	\$ -	\$ -	\$ -

City of Bloomington

Area #1A: South-West Annexation Area - Circuit Breaker Impacts Analysis

Owner Name	Parcel #	Waiver	Annexation Area	AG	Pre-Annex 1% CB Credits	Pre-Annex 2% CB Credits	Pre-Annex 65 & Over CB Credits	Pre-Annex Total CB Credits	Post-Annex 1% CB Credits	Post-Annex 2% CB Credits	Post-Annex 65 & Over CB Credits	Post-Annex Total CB Credits	Total Post-Annex CB Credits Increase
Welch, Wendy E	53-09-01-302-012.000-015		1A	N	\$ -	\$ -	\$ -	\$ -	\$ -	\$ -	\$ -	\$ -	\$ -
Wexley Properties LLC	53-09-01-302-004.000-015	2047	1A	N	\$ -	\$ -	\$ -	\$ -	\$ -	\$ 232.79	\$ -	\$ 232.79	\$ 232.79
Pearson, Jeromy & Michell	53-09-01-302-001.000-015		1A	N	\$ -	\$ -	\$ -	\$ -	\$ -	\$ -	\$ -	\$ -	\$ -
Boddie, Henry Joe & Dellsie Hooks	53-09-01-213-005.000-015		1A	N	\$ -	\$ -	\$ -	\$ -	\$ -	\$ -	\$ -	\$ -	\$ -
Stone, Shirlee S	53-09-01-202-010.000-015	1726	1A	N	\$ -	\$ -	\$ 312.00	\$ 312.00	\$ -	\$ -	\$ 753.63	\$ 753.63	\$ 441.63
B-B Investment Properties, Inc	53-09-01-301-012.000-015	1267	1A	N	\$ -	\$ -	\$ -	\$ -	\$ -	\$ 385.23	\$ -	\$ 385.23	\$ 385.23
Wilson, Sarah Ira; Equity Trust Company fbo	53-09-01-301-014.000-015	1267	1A	N	\$ -	\$ -	\$ -	\$ -	\$ -	\$ 343.42	\$ -	\$ 343.42	\$ 343.42
Fyffe, David R	53-09-01-301-015.000-015	2449	1A	N	\$ -	\$ -	\$ -	\$ -	\$ -	\$ 199.00	\$ -	\$ 199.00	\$ 199.00
Mason, James F & Cynthia	53-09-01-301-013.000-015	1267	1A	N	\$ -	\$ -	\$ -	\$ -	\$ -	\$ 376.97	\$ -	\$ 376.97	\$ 376.97
Bolinger, Brittany S & Turk, Matthew D	53-09-01-301-008.000-015	1784	1A	N	\$ -	\$ -	\$ -	\$ -	\$ -	\$ -	\$ -	\$ -	\$ -
Hickory Grove LLC	53-09-01-301-009.000-015	1267	1A	N	\$ -	\$ -	\$ -	\$ -	\$ -	\$ 396.24	\$ -	\$ 396.24	\$ 396.24
Burt, Rachel J	53-09-01-301-006.000-015	1267	1A	N	\$ -	\$ -	\$ -	\$ -	\$ -	\$ -	\$ -	\$ -	\$ -
D & Z Quality Properties LLC	53-09-01-301-003.000-015	1267	1A	N	\$ -	\$ -	\$ -	\$ -	\$ -	\$ 397.24	\$ -	\$ 397.24	\$ 397.24
Schumm, Michael J & Karen A	53-09-01-301-007.000-015	1267	1A	N	\$ -	\$ -	\$ -	\$ -	\$ -	\$ 406.50	\$ -	\$ 406.50	\$ 406.50
Crouch, Jeanelle E	53-09-01-302-022.000-015		1A	N	\$ -	\$ -	\$ -	\$ -	\$ -	\$ -	\$ -	\$ -	\$ -
Gross, Charles K & Shirley J	53-09-02-101-001.000-015		1A	N	\$ -	\$ -	\$ -	\$ -	\$ 236.58	\$ -	\$ -	\$ 236.58	\$ 236.58
Schultz, Aaron J	53-09-01-210-007.000-015		1A	N	\$ -	\$ -	\$ -	\$ -	\$ -	\$ -	\$ -	\$ -	\$ -
Tancreti, Regis T & Ronald A Tancreti daSilva, Neumiro Antonio & Fern Robin-Heller (1/2 interest); daSilva, Lance & El	53-09-01-302-020.000-015		1A	N	\$ -	\$ -	\$ -	\$ -	\$ -	\$ 248.31	\$ -	\$ 248.31	\$ 248.31
Gage, Brian K	53-09-12-201-014.000-015		1A	N	\$ -	\$ -	\$ -	\$ -	\$ -	\$ -	\$ -	\$ -	\$ -
Bogart, Benjamin and Terri P.	53-09-01-213-006.000-015		1A	N	\$ -	\$ -	\$ -	\$ -	\$ 50.57	\$ -	\$ -	\$ 50.57	\$ 50.57
Koostard Property VIII LLC	53-09-12-300-033.000-015	1381	1A	N	\$ -	\$ -	\$ -	\$ -	\$ -	\$ -	\$ -	\$ -	\$ -
Medlock, Stephen Tanner	53-09-12-300-052.000-015		1A	N	\$ -	\$ -	\$ -	\$ -	\$ -	\$ -	\$ -	\$ -	\$ -
Medlock, Stephen Tanner	53-09-12-300-049.000-015		1A	N	\$ -	\$ -	\$ -	\$ -	\$ -	\$ -	\$ -	\$ -	\$ -
Vance, Jeremy W & Angela	53-09-12-201-015.000-015		1A	N	\$ -	\$ -	\$ -	\$ -	\$ 1.86	\$ -	\$ -	\$ 1.86	\$ 1.86
Public Investment Corporation	53-09-01-300-025.000-015		1A	N	\$ -	\$ -	\$ -	\$ -	\$ -	\$ 251.56	\$ -	\$ 251.56	\$ 251.56
Board Of Commissioners Monroe Co	53-09-01-300-006.000-015		1A	N	\$ -	\$ -	\$ -	\$ -	\$ -	\$ -	\$ -	\$ -	\$ -
Arthur, Joanne Mary Hicks; Parkerson, Susan Gayle Hicks; Trenta, Amanda Leigh Hi	53-09-02-400-010.000-015		1A	N	\$ -	\$ -	\$ -	\$ -	\$ -	\$ -	\$ -	\$ -	\$ -
Board Of Commissioners Monroe County, The	53-09-01-202-033.000-016		1A	N	\$ -	\$ -	\$ -	\$ -	\$ -	\$ -	\$ -	\$ -	\$ -
Blickendorf, Joseph & Meagan Mabrey	53-09-02-300-091.000-015	1996	1A	N	\$ -	\$ -	\$ -	\$ -	\$ 34.32	\$ -	\$ -	\$ 34.32	\$ 34.32
Mezger, Jeffrey L & Kelly D	53-09-02-300-074.000-015	2003	1A	N	\$ -	\$ -	\$ -	\$ -	\$ 160.42	\$ -	\$ -	\$ 160.42	\$ 160.42
Papenmeier, Douglas M & Carolina S	53-09-02-300-083.000-015	2012	1A	N	\$ -	\$ -	\$ -	\$ -	\$ 252.81	\$ -	\$ -	\$ 252.81	\$ 252.81
Amador, Javier	53-09-02-300-095.000-015	1955	1A	N	\$ -	\$ -	\$ -	\$ -	\$ 301.52	\$ -	\$ -	\$ 301.52	\$ 301.52
Messina, Brittany N; Eckerle, Zakary M	53-09-02-300-059.000-015	1980	1A	N	\$ -	\$ -	\$ -	\$ -	\$ -	\$ -	\$ -	\$ -	\$ -
Sexton, Heather M	53-09-02-300-045.000-015	1938	1A	N	\$ -	\$ -	\$ -	\$ -	\$ 126.90	\$ -	\$ -	\$ 126.90	\$ 126.90
Kluck, Ryan S & Rachel N	53-09-02-300-025.000-015	1988	1A	N	\$ -	\$ -	\$ -	\$ -	\$ 209.38	\$ -	\$ -	\$ 209.38	\$ 209.38
Holland, Kathleen S	53-09-02-300-006.000-015	2007	1A	N	\$ -	\$ -	\$ -	\$ -	\$ -	\$ -	\$ -	\$ -	\$ -
McElhinney, Ryan & Maricar	53-09-02-300-027.000-015	1963	1A	N	\$ -	\$ -	\$ -	\$ -	\$ 98.83	\$ -	\$ -	\$ 98.83	\$ 98.83
Yamamoto, Christina M	53-09-02-300-061.000-015	1962	1A	N	\$ -	\$ -	\$ -	\$ -	\$ -	\$ -	\$ -	\$ -	\$ -
Bell, Cynthia & Gary	53-09-02-300-047.000-015	1917	1A	N	\$ -	\$ -	\$ -	\$ -	\$ 68.98	\$ -	\$ -	\$ 68.98	\$ 68.98
Crouch, Eric & Allison	53-09-02-300-036.000-015	1966	1A	N	\$ -	\$ -	\$ -	\$ -	\$ 67.67	\$ -	\$ -	\$ 67.67	\$ 67.67

City of Bloomington

Area #1A: South-West Annexation Area - Circuit Breaker Impacts Analysis

Owner Name	Parcel #	Waiver	Annexation Area	AG	Pre-Annex 1% CB Credits	Pre-Annex 2% CB Credits	Pre-Annex 65 & Over CB Credits	Pre-Annex Total CB Credits	Post-Annex 1% CB Credits	Post-Annex 2% CB Credits	Post-Annex 65 & Over CB Credits	Post-Annex Total CB Credits	Total Post-Annex CB Credits Increase
Liverman, Thomas E & Emily S	53-09-02-300-078.000-015	1987	1A	N	\$ -	\$ -	\$ -	\$ -	\$ 104.09	\$ -	\$ -	\$ 104.09	\$ 104.09
Hall, Robert & Catherine	53-09-02-200-181.000-015	2037	1A	N	\$ -	\$ -	\$ -	\$ -	\$ 159.51	\$ -	\$ -	\$ 159.51	\$ 159.51
McGuire, Joshua	53-09-02-200-183.000-015	2037	1A	N	\$ -	\$ -	\$ -	\$ -	\$ 122.52	\$ -	\$ -	\$ 122.52	\$ 122.52
Harris, Walter Braxton & Sydney E	53-09-02-200-182.000-015	2309	1A	N	\$ -	\$ -	\$ -	\$ -	\$ 186.57	\$ -	\$ -	\$ 186.57	\$ 186.57
Kay, John D	53-09-02-300-089.000-015	2037	1A	N	\$ -	\$ -	\$ -	\$ -	\$ -	\$ -	\$ -	\$ -	\$ -
Murphy, Larry D & Lee Ann	53-09-02-300-058.000-015	2037	1A	N	\$ -	\$ -	\$ -	\$ -	\$ 6.69	\$ -	\$ -	\$ 6.69	\$ 6.69
Sanders, David B	53-09-02-300-065.000-015	2037	1A	N	\$ -	\$ -	\$ -	\$ -	\$ -	\$ -	\$ -	\$ -	\$ -
Bruner, Jacob B & Simpson, Jaime L	53-09-02-300-029.000-015	2037	1A	N	\$ -	\$ -	\$ -	\$ -	\$ -	\$ -	\$ -	\$ -	\$ -
Julian, Stuart Taylor & Sarah Elizabeth	53-09-02-300-077.000-015	2037	1A	N	\$ -	\$ -	\$ -	\$ -	\$ -	\$ -	\$ -	\$ -	\$ -
Frazier, Gene Alan; Mullis, Laura Denise	53-09-02-300-084.000-015	2037	1A	N	\$ -	\$ -	\$ -	\$ -	\$ 172.52	\$ -	\$ -	\$ 172.52	\$ 172.52
Sparks, Timothy R	53-09-12-201-003.000-015		1A	N	\$ -	\$ -	\$ -	\$ -	\$ -	\$ 355.69	\$ -	\$ 355.69	\$ 355.69
Spaulding, Bruce A & Pamela D	53-09-01-212-027.000-015		1A	N	\$ -	\$ -	\$ -	\$ -	\$ -	\$ -	\$ -	\$ -	\$ -
Spaulding, Phillip E	53-09-01-202-025.000-015		1A	N	\$ -	\$ -	\$ 346.00	\$ 346.00	\$ -	\$ -	\$ 838.30	\$ 838.30	\$ 492.30
Lin, Zoe Jinyu & Lin, Da Shu	53-09-01-212-010.000-015		1A	N	\$ -	\$ -	\$ -	\$ -	\$ -	\$ -	\$ -	\$ -	\$ -
Mendez Gonzalez, Jose L	53-09-01-212-032.000-015		1A	N	\$ -	\$ -	\$ -	\$ -	\$ -	\$ -	\$ -	\$ -	\$ -
Stine, Suan M	53-09-01-211-010.000-015		1A	N	\$ -	\$ -	\$ -	\$ -	\$ -	\$ -	\$ -	\$ -	\$ -
Stonechase Homeowners Association, Inc	53-09-02-100-004.000-015	2309	1A	N	\$ -	\$ -	\$ -	\$ -	\$ -	\$ -	\$ -	\$ -	\$ -
Holman, John C & Linda P	53-09-02-100-021.000-015		1A	N	\$ -	\$ -	\$ -	\$ -	\$ 344.93	\$ -	\$ -	\$ 344.93	\$ 344.93
Sexton, Dennis W & Sally M	53-09-02-100-004.001-015	2309	1A	N	\$ -	\$ -	\$ -	\$ -	\$ 664.77	\$ -	\$ -	\$ 664.77	\$ 664.77
Grote, Luke A & Audrey J	53-09-02-100-004.002-015	2309	1A	N	\$ -	\$ -	\$ -	\$ -	\$ 1,108.34	\$ -	\$ -	\$ 1,108.34	\$ 1,108.34
Chriscinske, Mark L	53-09-02-100-004.003-015	2309	1A	N	\$ -	\$ -	\$ -	\$ -	\$ 509.04	\$ -	\$ -	\$ 509.04	\$ 509.04
DeMoss, Garrison Bryan; Abbott, Megan R	53-09-02-100-004.004-015	2309	1A	N	\$ -	\$ -	\$ -	\$ -	\$ 550.27	\$ -	\$ -	\$ 550.27	\$ 550.27
Myers, Andrew G & Schemm, Andrew R	53-09-02-100-004.005-015	2309	1A	N	\$ -	\$ -	\$ -	\$ -	\$ 627.93	\$ -	\$ -	\$ 627.93	\$ 627.93
Dalton, Nancy	53-04-36-303-016.000-011		1A	N	\$ -	\$ -	\$ -	\$ -	\$ 72.42	\$ -	\$ -	\$ 72.42	\$ 72.42
Williams, Thomas R	53-04-36-100-035.000-011	1191	1A	N	\$ -	\$ -	\$ -	\$ -	\$ 60.04	\$ -	\$ -	\$ 60.04	\$ 60.04
Board Of Commissioners Of Monroe Co	53-04-36-100-034.000-011		1A	N	\$ -	\$ -	\$ -	\$ -	\$ -	\$ -	\$ -	\$ -	\$ -
Thompson, Jack D	53-04-36-401-007.000-011	2118	1A	N	\$ -	\$ -	\$ -	\$ -	\$ -	\$ -	\$ -	\$ -	\$ -
Catalent Indiana LLC	53-04-36-401-001.000-011	2479	1A	N	\$ -	\$ -	\$ -	\$ -	\$ -	\$ -	\$ -	\$ -	\$ -
Thompson, Jack D	53-04-36-401-002.000-011		1A	N	\$ -	\$ -	\$ -	\$ -	\$ -	\$ -	\$ -	\$ -	\$ -
RPC Bloomington LLC	53-04-36-401-009.000-011	1428	1A	N	\$ -	\$ -	\$ -	\$ -	\$ -	\$ -	\$ -	\$ -	\$ -
Board Of Commissioners Of Monroe County	53-04-36-401-010.000-011		1A	N	\$ -	\$ -	\$ -	\$ -	\$ -	\$ -	\$ -	\$ -	\$ -
Indiana University Credit Union	53-04-36-401-008.000-011		1A	N	\$ -	\$ -	\$ -	\$ -	\$ -	\$ -	\$ -	\$ -	\$ -
Circle-prosco Inc	53-04-36-401-005.000-011	1607	1A	N	\$ -	\$ -	\$ -	\$ -	\$ -	\$ -	\$ -	\$ -	\$ -
Reiter, Matthew S & Cheryl A	53-04-36-401-006.000-011		1A	N	\$ -	\$ -	\$ -	\$ -	\$ -	\$ -	\$ -	\$ -	\$ -
Thompson, Jack D	53-04-36-401-003.000-011		1A	N	\$ -	\$ -	\$ -	\$ -	\$ -	\$ -	\$ -	\$ -	\$ -
Crane, Federal Credit Union	53-04-36-401-011.000-011	2068	1A	N	\$ -	\$ -	\$ -	\$ -	\$ -	\$ -	\$ -	\$ -	\$ -
Public Service Co Of In Inc	53-04-36-100-005.000-011		1A	N	\$ -	\$ -	\$ -	\$ -	\$ -	\$ -	\$ -	\$ -	\$ -
Whitehall Crossing D LLC	53-04-36-405-011.000-011		1A	N	\$ -	\$ -	\$ -	\$ -	\$ -	\$ -	\$ -	\$ -	\$ -
City Of Bloomington Redevelopment Commission	53-04-36-405-003.000-011		1A	N	\$ -	\$ -	\$ -	\$ -	\$ -	\$ -	\$ -	\$ -	\$ -
MDV Spartannash LLC	53-04-36-200-016.000-011		1A	N	\$ -	\$ -	\$ -	\$ -	\$ -	\$ -	\$ -	\$ -	\$ -
J&J Quality Rentals LLC	53-04-36-200-015.000-011		1A	N	\$ -	\$ 771.88	\$ -	\$ 771.88	\$ -	\$ 554.00	\$ -	\$ 554.00	\$ (217.87)
Board Of Commissioners Of Monroe Co	53-04-36-200-021.000-011		1A	N	\$ -	\$ -	\$ -	\$ -	\$ -	\$ -	\$ -	\$ -	\$ -
B Three Partners LLC - Series 14	53-04-36-200-016.012-011	2441	1A	N	\$ -	\$ -	\$ -	\$ -	\$ -	\$ -	\$ -	\$ -	\$ -

City of Bloomington

Area #1A: South-West Annexation Area - Circuit Breaker Impacts Analysis

Owner Name	Parcel #	Waiver	Annexation Area	AG	Pre-Annex 1% CB Credits	Pre-Annex 2% CB Credits	Pre-Annex 65 & Over CB Credits	Pre-Annex Total CB Credits	Post-Annex 1% CB Credits	Post-Annex 2% CB Credits	Post-Annex 65 & Over CB Credits	Post-Annex Total CB Credits	Total Post-Annex CB Credits Increase
Norton, Charles E & Karen J	53-04-36-303-102.000-011	1847	1A	N	\$ -	\$ -	\$ -	\$ -	\$ -	\$ -	\$ -	\$ -	\$ -
Chambers, Jo Ann & Abram, Lori A	53-04-36-303-105.000-011		1A	N	\$ -	\$ -	\$ -	\$ -	\$ -	\$ -	\$ -	\$ -	\$ -
Kellett, Jennifer S; Kellett, Kenneth W & Wendy S	53-04-36-100-007.000-011		1A	N	\$ -	\$ -	\$ -	\$ -	\$ -	\$ -	\$ 449.23	\$ 449.23	\$ 449.23
LaPadula, Rebecca Jane & LaPadula, Katherine J	53-04-36-301-012.000-011		1A	N	\$ -	\$ -	\$ -	\$ -	\$ -	\$ -	\$ -	\$ -	\$ -
Long, Sarah Elizabeth	53-04-36-303-037.000-011		1A	N	\$ -	\$ -	\$ -	\$ -	\$ -	\$ -	\$ -	\$ -	\$ -
Myers, Charles H II	53-04-36-303-013.000-011		1A	N	\$ -	\$ 1,319.66	\$ -	\$ 1,319.66	\$ -	\$ 947.16	\$ -	\$ 947.16	\$ (372.49)
Price, Laura E	53-04-36-301-009.000-011		1A	N	\$ -	\$ -	\$ -	\$ -	\$ 11.41	\$ -	\$ -	\$ 11.41	\$ 11.41
Cheung, Robert Y	53-09-01-202-002.000-015		1A	N	\$ -	\$ -	\$ -	\$ -	\$ -	\$ -	\$ -	\$ -	\$ -
OLeary, Sean S & Maurice D	53-09-01-302-021.000-015		1A	N	\$ -	\$ -	\$ -	\$ -	\$ -	\$ 183.61	\$ -	\$ 183.61	\$ 183.61
Lankford	53-09-01-300-002.000-015		1A	N	\$ -	\$ -	\$ -	\$ -	\$ -	\$ 817.76	\$ -	\$ 817.76	\$ 817.76
Public Investment Corp	53-09-01-211-003.000-015	1781	1A	N	\$ -	\$ -	\$ -	\$ -	\$ -	\$ -	\$ -	\$ -	\$ -
Donnelly, Kathleen M	53-09-02-400-003.000-015	1544	1A	N	\$ -	\$ -	\$ -	\$ -	\$ -	\$ -	\$ -	\$ -	\$ -
Brady, Wayne N & Vargas, Lisa M	53-09-01-211-041.000-015		1A	N	\$ -	\$ -	\$ -	\$ -	\$ 11.95	\$ -	\$ -	\$ 11.95	\$ 11.95
Pavey, William L	53-09-01-209-020.000-015		1A	N	\$ -	\$ -	\$ -	\$ -	\$ -	\$ -	\$ -	\$ -	\$ -
Stanger, Julie Anne	53-09-01-209-041.000-015		1A	N	\$ -	\$ -	\$ -	\$ -	\$ -	\$ -	\$ -	\$ -	\$ -
Oswalt, Melody Jo & Mark Edward Mullis C / O Opal Mullis	53-09-01-202-018.000-015		1A	N	\$ -	\$ -	\$ -	\$ -	\$ -	\$ 251.81	\$ -	\$ 251.81	\$ 251.81
John E Byers LLC	53-09-01-202-014.000-015		1A	N	\$ -	\$ -	\$ -	\$ -	\$ -	\$ 329.41	\$ -	\$ 329.41	\$ 329.41
Maxton Holdings, LLC	53-09-02-100-017.000-015		1A	N	\$ -	\$ -	\$ -	\$ -	\$ -	\$ -	\$ -	\$ -	\$ -
Fuller, Thurman E	53-09-01-202-009.000-015		1A	N	\$ -	\$ -	\$ -	\$ -	\$ 75.12	\$ -	\$ -	\$ 75.12	\$ 75.12
Lehman, Samuel R & Lehman, Mary K	53-09-01-300-003.000-015	1185	1A	N	\$ -	\$ -	\$ -	\$ -	\$ -	\$ 3,875.03	\$ -	\$ 3,875.03	\$ 3,875.03
New Hickory Grove LLC	53-09-01-209-014.000-015		1A	N	\$ -	\$ -	\$ 244.00	\$ 244.00	\$ -	\$ -	\$ 694.51	\$ 694.51	\$ 450.51
Hancock, Denise	53-09-01-303-006.000-015		1A	N	\$ -	\$ -	\$ -	\$ -	\$ -	\$ -	\$ -	\$ -	\$ -
Commons, @ Curry Homeowners	53-09-01-304-025.000-015		1A	N	\$ -	\$ -	\$ -	\$ -	\$ -	\$ -	\$ -	\$ -	\$ -
Cannon, Robbin C	53-09-01-304-023.000-015		1A	N	\$ -	\$ -	\$ 270.00	\$ 270.00	\$ -	\$ -	\$ 540.81	\$ 540.81	\$ 270.81
Applegate, Sarah A	53-09-01-304-017.000-015		1A	N	\$ -	\$ -	\$ -	\$ -	\$ -	\$ 285.35	\$ -	\$ 285.35	\$ 285.35
Small Town Properties LLC	53-09-01-304-016.000-015		1A	N	\$ -	\$ -	\$ -	\$ -	\$ -	\$ 285.35	\$ -	\$ 285.35	\$ 285.35
Testy, Kellye Y	53-09-01-304-024.000-015		1A	N	\$ -	\$ -	\$ -	\$ -	\$ -	\$ -	\$ -	\$ -	\$ -
Webb, Peter A & Carolyn A	53-09-01-304-004.000-015		1A	N	\$ -	\$ -	\$ -	\$ -	\$ -	\$ -	\$ -	\$ -	\$ -
Hirst, Heidi E.	53-09-01-304-012.000-015		1A	N	\$ -	\$ -	\$ -	\$ -	\$ -	\$ 285.35	\$ -	\$ 285.35	\$ 285.35
Kern, Koby	53-09-01-304-001.000-015		1A	N	\$ -	\$ -	\$ -	\$ -	\$ -	\$ -	\$ -	\$ -	\$ -
Poe, George & Rebecca S.	53-09-01-304-007.000-015		1A	N	\$ -	\$ -	\$ -	\$ -	\$ -	\$ 285.35	\$ -	\$ 285.35	\$ 285.35
Small Town Properties LLC	53-09-01-304-008.000-015		1A	N	\$ -	\$ -	\$ -	\$ -	\$ -	\$ 285.35	\$ -	\$ 285.35	\$ 285.35
Yang, Haichuan	53-09-01-304-003.000-015		1A	N	\$ -	\$ -	\$ -	\$ -	\$ -	\$ 210.64	\$ -	\$ 210.64	\$ 210.64
Langton LLC	53-09-01-304-010.000-015		1A	N	\$ -	\$ -	\$ -	\$ -	\$ -	\$ -	\$ -	\$ -	\$ -
Bentley, Mitchell Lee; Parker, Barbara Justeen	53-09-01-304-006.000-015		1A	N	\$ -	\$ -	\$ -	\$ -	\$ -	\$ -	\$ -	\$ -	\$ -
Denkhoff, Brendan S	53-09-01-304-015.000-015		1A	N	\$ -	\$ -	\$ -	\$ -	\$ -	\$ -	\$ -	\$ -	\$ -
Williams, Christopher D & Tricia L	53-09-01-304-002.000-015		1A	N	\$ -	\$ -	\$ -	\$ -	\$ -	\$ -	\$ -	\$ -	\$ -
Ritchey, Debra J	53-09-01-304-011.000-015		1A	N	\$ -	\$ -	\$ -	\$ -	\$ -	\$ 285.35	\$ -	\$ 285.35	\$ 285.35
Canfield Properties LLC	53-09-01-304-018.000-015		1A	N	\$ -	\$ -	\$ -	\$ -	\$ -	\$ 216.15	\$ -	\$ 216.15	\$ 216.15
Holm, Jan C & Linda J	53-09-01-304-013.000-015		1A	N	\$ -	\$ -	\$ -	\$ -	\$ -	\$ -	\$ -	\$ -	\$ -
Stern, Kortney S & Stern, Shari L	53-09-01-304-021.000-015		1A	N	\$ -	\$ -	\$ -	\$ -	\$ -	\$ -	\$ -	\$ -	\$ -
Chovanec, Rebecca A	53-09-01-303-017.000-015		1A	N	\$ -	\$ -	\$ -	\$ -	\$ -	\$ 289.36	\$ -	\$ 289.36	\$ 289.36
Schrader Enterprise Retirement Trust	53-09-01-303-015.000-015		1A	N	\$ -	\$ -	\$ -	\$ -	\$ -	\$ -	\$ -	\$ -	\$ -
Eisenhour, Kyanne	53-09-01-303-021.000-015		1A	N	\$ -	\$ -	\$ -	\$ -	\$ -	\$ -	\$ -	\$ -	\$ -
Fink, Costanza	53-09-01-303-011.000-015		1A	N	\$ -	\$ -	\$ 60.00	\$ 60.00	\$ -	\$ -	\$ -	\$ -	\$ (60.00)
Scutt, Morris V	53-09-01-303-020.000-015		1A	N	\$ -	\$ -	\$ -	\$ -	\$ -	\$ -	\$ -	\$ -	\$ -
Hagner, Kyle P													

City of Bloomington

Area #1A: South-West Annexation Area - Circuit Breaker Impacts Analysis

Owner Name	Parcel #	Waiver	Annexation Area	AG	Pre-Annex 1% CB Credits	Pre-Annex 2% CB Credits	Pre-Annex 65 & Over CB Credits	Pre-Annex Total CB Credits	Post-Annex 1% CB Credits	Post-Annex 2% CB Credits	Post-Annex 65 & Over CB Credits	Post-Annex Total CB Credits	Total Post-Annex CB Credits Increase
Powell, Thomas Boyden	53-09-01-303-009.000-015		1A	N	\$ -	\$ -	\$ -	\$ -	\$ -	\$ -	\$ -	\$ -	\$ -
Muckerheide, Scott & Mary Ann	53-09-01-303-019.000-015		1A	N	\$ -	\$ -	\$ -	\$ -	\$ -	\$ 270.58	\$ -	\$ 270.58	\$ 270.58
Kemker, Stephen & Kalen Carty	53-09-01-303-010.000-015		1A	N	\$ -	\$ -	\$ -	\$ -	\$ -	\$ 283.10	\$ -	\$ 283.10	\$ 283.10
Parker Family Trust	53-09-01-303-018.000-015		1A	N	\$ -	\$ -	\$ -	\$ -	\$ -	\$ 283.85	\$ -	\$ 283.85	\$ 283.85
Novak, Melodye R	53-09-01-303-005.000-015		1A	N	\$ -	\$ -	\$ -	\$ -	\$ -	\$ -	\$ -	\$ -	\$ -
Luallen, Karen S & Luallen, Bobby Joe	53-09-01-303-012.000-015		1A	N	\$ -	\$ -	\$ -	\$ -	\$ -	\$ -	\$ -	\$ -	\$ -
Gever, Deborah L	53-09-01-303-002.000-015		1A	N	\$ -	\$ -	\$ -	\$ -	\$ -	\$ -	\$ -	\$ -	\$ -
Monroe, Michael B	53-09-01-303-014.000-015		1A	N	\$ -	\$ -	\$ -	\$ -	\$ -	\$ -	\$ -	\$ -	\$ -
Fisse, Patricia A	53-09-01-303-004.000-015		1A	N	\$ -	\$ -	\$ -	\$ -	\$ -	\$ -	\$ -	\$ -	\$ -
Olges, Kathleen L	53-09-01-209-029.000-015		1A	N	\$ -	\$ -	\$ -	\$ -	\$ -	\$ -	\$ -	\$ -	\$ -
Sutlic, Alexander J & Hutchison, Jana L	53-09-01-212-013.000-015	1791	1A	N	\$ -	\$ -	\$ -	\$ -	\$ -	\$ -	\$ -	\$ -	\$ -
Dye, Debra K	53-09-12-201-037.000-015		1A	N	\$ -	\$ -	\$ -	\$ -	\$ -	\$ -	\$ -	\$ -	\$ -
Sturgeon, Kyle M	53-09-12-201-038.000-015		1A	N	\$ -	\$ -	\$ -	\$ -	\$ -	\$ -	\$ -	\$ -	\$ -
Farnsworth, Judith Noyes	53-09-01-209-066.000-015		1A	N	\$ -	\$ -	\$ -	\$ -	\$ -	\$ -	\$ -	\$ -	\$ -
Cenfetelli, Martin J	53-09-01-202-012.000-015		1A	N	\$ -	\$ -	\$ -	\$ -	\$ -	\$ -	\$ -	\$ -	\$ -
Conder, Bruce E & Lana J	53-09-02-400-008.000-015		1A	Y	\$ -	\$ -	\$ -	\$ -	\$ -	\$ -	\$ -	\$ -	\$ -
Conder, Bruce E & Lana J	53-09-02-400-007.000-015		1A	Y	\$ -	\$ -	\$ -	\$ -	\$ -	\$ -	\$ -	\$ -	\$ -
Woerdeman, Codey & Kayla R	53-09-02-300-096.000-015	2037	1A	N	\$ -	\$ -	\$ -	\$ -	\$ 340.56	\$ -	\$ -	\$ 340.56	\$ 340.56
Lattire, Brett; Reilly, Mary	53-09-02-300-097.000-015	2037	1A	N	\$ -	\$ -	\$ -	\$ -	\$ -	\$ 411.89	\$ -	\$ 411.89	\$ 411.89
Rastall, Anthony J & Karan L	53-09-02-300-080.000-015	2037	1A	N	\$ -	\$ -	\$ -	\$ -	\$ 230.44	\$ -	\$ -	\$ 230.44	\$ 230.44
City Of Bloomington	53-09-12-200-023.000-015		1A	N	\$ -	\$ -	\$ -	\$ -	\$ -	\$ -	\$ -	\$ -	\$ -
Santiago, Lela Marie & Kenneth	53-09-02-300-064.000-015	2037	1A	N	\$ -	\$ -	\$ -	\$ -	\$ 172.97	\$ -	\$ -	\$ 172.97	\$ 172.97
Meyer, Keith D & Jennifer	53-09-02-300-038.000-015	2037	1A	N	\$ -	\$ -	\$ -	\$ -	\$ -	\$ -	\$ -	\$ -	\$ -
Factora, Troy	53-09-02-300-041.000-015	2037	1A	N	\$ -	\$ -	\$ -	\$ -	\$ 353.46	\$ -	\$ -	\$ 353.46	\$ 353.46
Christensen, Brian S & Diane M	53-09-02-300-076.000-015	2037	1A	N	\$ -	\$ -	\$ -	\$ -	\$ 246.23	\$ -	\$ -	\$ 246.23	\$ 246.23
Cabezas, Jorge E Vasquez & Stephanie M Willis	53-01-63-039-278.000-015	2121	1A	N	\$ -	\$ -	\$ -	\$ -	\$ 244.90	\$ -	\$ -	\$ 244.90	\$ 244.90
Shrum, James C & Rebecca L	53-01-63-039-279.000-015	2121	1A	N	\$ -	\$ -	\$ -	\$ -	\$ 163.30	\$ -	\$ -	\$ 163.30	\$ 163.30
Elliott-Felton, Julia F	53-01-63-039-280.000-015	2121	1A	N	\$ -	\$ -	\$ -	\$ -	\$ 121.77	\$ -	\$ -	\$ 121.77	\$ 121.77
Dabney, Angela D	53-01-63-039-281.000-015	2121	1A	N	\$ -	\$ -	\$ -	\$ -	\$ -	\$ -	\$ -	\$ -	\$ -
Brown, Mary J	53-01-63-039-282.000-015	2121	1A	N	\$ -	\$ -	\$ -	\$ -	\$ 53.20	\$ -	\$ -	\$ 53.20	\$ 53.20
Danns, Dionne Revocable Declaration of Trust	53-01-63-039-283.000-015	2121	1A	N	\$ -	\$ -	\$ -	\$ -	\$ 117.69	\$ -	\$ -	\$ 117.69	\$ 117.69
Kelley, Shawn L & Carrie B	53-01-63-039-284.000-015	2121	1A	N	\$ -	\$ -	\$ -	\$ -	\$ 180.43	\$ -	\$ -	\$ 180.43	\$ 180.43
Blaszka, Matthew M	53-01-63-039-285.000-015	2130	1A	N	\$ -	\$ -	\$ -	\$ -	\$ 40.03	\$ -	\$ -	\$ 40.03	\$ 40.03
Manning, Debra J	53-01-63-039-286.000-015	2130	1A	N	\$ -	\$ -	\$ -	\$ -	\$ 192.27	\$ -	\$ -	\$ 192.27	\$ 192.27
Kriese, Anna & Joshua Avinoam	53-01-63-039-287.000-015	2130	1A	N	\$ -	\$ -	\$ -	\$ -	\$ 90.06	\$ -	\$ -	\$ 90.06	\$ 90.06
Ta, Kim Huong Thi; Nguyen, Larry	53-01-63-039-288.000-015	2130	1A	N	\$ -	\$ -	\$ -	\$ -	\$ 126.90	\$ -	\$ -	\$ 126.90	\$ 126.90
Ratzburg, Joshua K & Sarah I	53-01-63-039-289.000-015	2130	1A	N	\$ -	\$ -	\$ -	\$ -	\$ -	\$ -	\$ -	\$ -	\$ -
Gunterman, Elizabeth & Paul Ryan	53-09-02-100-004.006-015	2309	1A	N	\$ -	\$ -	\$ -	\$ -	\$ 626.18	\$ -	\$ -	\$ 626.18	\$ 626.18
Rollins, Jack D & Linda S	53-09-02-100-004.007-015	2309	1A	N	\$ -	\$ -	\$ -	\$ -	\$ 272.55	\$ -	\$ -	\$ 272.55	\$ 272.55
Hill, Kevin B & Tawni A	53-09-02-100-004.008-015	2309	1A	N	\$ -	\$ -	\$ -	\$ -	\$ 654.68	\$ -	\$ -	\$ 654.68	\$ 654.68
Dart, Phillip E & Judy A	53-09-02-100-004.009-015	2309	1A	N	\$ -	\$ -	\$ -	\$ -	\$ 706.90	\$ -	\$ -	\$ 706.90	\$ 706.90
Rosenbeck, Brian L	53-09-02-100-004.010-015	2309	1A	N	\$ -	\$ -	\$ -	\$ -	\$ 581.87	\$ -	\$ -	\$ 581.87	\$ 581.87
Fox, David K & Amy A	53-09-02-100-004.011-015	2309	1A	N	\$ -	\$ -	\$ -	\$ -	\$ 497.19	\$ -	\$ -	\$ 497.19	\$ 497.19
Abdelkader, Fadi H & Lyndsey M	53-09-02-100-004.012-015	2309	1A	N	\$ -	\$ -	\$ -	\$ -	\$ 786.30	\$ -	\$ -	\$ 786.30	\$ 786.30
Bowles, Brett C & Paige K	53-09-02-100-004.013-015	2309	1A	N	\$ -	\$ -	\$ -	\$ -	\$ 920.56	\$ -	\$ -	\$ 920.56	\$ 920.56
Schaefer, Matthew M & Staggs, Tyler E	53-09-02-100-004.014-015	2309	1A	N	\$ -	\$ -	\$ -	\$ -	\$ 541.93	\$ -	\$ -	\$ 541.93	\$ 541.93
OConnor, John M & Axsom, Rachel	53-09-02-100-004.015-015	2309	1A	N	\$ -	\$ -	\$ -	\$ -	\$ 485.35	\$ -	\$ -	\$ 485.35	\$ 485.35

City of Bloomington

Area #1A: South-West Annexation Area - Circuit Breaker Impacts Analysis

Owner Name	Parcel #	Waiver	Annexation Area	AG	Pre-Annex 1% CB Credits	Pre-Annex 2% CB Credits	Pre-Annex 65 & Over CB Credits	Pre-Annex Total CB Credits	Post-Annex 1% CB Credits	Post-Annex 2% CB Credits	Post-Annex 65 & Over CB Credits	Post-Annex Total CB Credits	Total Post-Annex CB Credits Increase
Wilson, Kenneth E & Jennifer	53-09-02-100-004.016-015	2309	1A	N	\$ -	\$ -	\$ -	\$ -	\$ 1,035.05	\$ -	\$ -	\$ 1,035.05	\$ 1,035.05
O'Hagan, Heather M	53-09-02-100-004.017-015	2309	1A	N	\$ -	\$ -	\$ -	\$ -	\$ 584.50	\$ -	\$ -	\$ 584.50	\$ 584.50
Way, Sheila Y	53-09-02-100-004.018-015	2309	1A	N	\$ -	\$ -	\$ -	\$ -	\$ 304.15	\$ -	\$ -	\$ 304.15	\$ 304.15
Acacia Investments LLC; Texin LLC; TF Warehouses LLC	53-04-25-300-025.000-011	1901	1A	N	\$ -	\$ -	\$ -	\$ -	\$ -	\$ -	\$ -	\$ -	\$ -
Board Of Commissioners Of Monroe Co	53-04-36-200-012.000-011		1A	N	\$ -	\$ -	\$ -	\$ -	\$ -	\$ -	\$ -	\$ -	\$ -
Board Of Commissioners Of	53-04-25-300-022.000-011		1A	N	\$ -	\$ -	\$ -	\$ -	\$ -	\$ -	\$ -	\$ -	\$ -
Acacia Investments LLC & Texin LLC	53-04-25-400-019.000-011		1A	N	\$ -	\$ -	\$ -	\$ -	\$ -	\$ -	\$ -	\$ -	\$ -
Acacia Investments LLC & Texin LLC	53-04-25-400-001.000-011		1A	N	\$ -	\$ -	\$ -	\$ -	\$ -	\$ -	\$ -	\$ -	\$ -
Acacia Investments LLC & Texin LLC	53-04-25-400-023.000-011		1A	N	\$ -	\$ -	\$ -	\$ -	\$ -	\$ -	\$ -	\$ -	\$ -
Board Of Commissioners Of	53-04-25-400-012.000-011		1A	N	\$ -	\$ -	\$ -	\$ -	\$ -	\$ -	\$ -	\$ -	\$ -
Manwaring, William A & Priscilla O Joint Revocable Trust	53-04-36-302-003.000-011		1A	N	\$ -	\$ -	\$ -	\$ -	\$ -	\$ -	\$ -	\$ -	\$ -
Shelby Bloomington LLC	53-04-36-101-002.000-011		1A	N	\$ -	\$ -	\$ -	\$ -	\$ -	\$ -	\$ -	\$ -	\$ -
Gailes Gas & Electric Inc	53-04-36-101-001.000-011		1A	N	\$ -	\$ -	\$ -	\$ -	\$ -	\$ -	\$ -	\$ -	\$ -
Ashba, Meg M	53-04-36-303-096.000-011		1A	N	\$ -	\$ -	\$ -	\$ -	\$ 104.67	\$ -	\$ -	\$ 104.67	\$ 104.67
Lawrence, James A & Tammi S	53-04-36-303-077.000-011	2459	1A	N	\$ -	\$ -	\$ -	\$ -	\$ 276.83	\$ -	\$ -	\$ 276.83	\$ 276.83
Hill, Donald L. & Carolyn S.	53-04-36-302-012.000-011		1A	N	\$ -	\$ -	\$ 221.00	\$ 221.00	\$ -	\$ -	\$ 384.40	\$ 384.40	\$ 163.40
Summers, Connie J	53-04-36-303-034.000-011		1A	N	\$ -	\$ -	\$ -	\$ -	\$ 18.34	\$ -	\$ -	\$ 18.34	\$ 18.34
MDV Spartannash LLC	53-04-36-200-016.013-011		1A	N	\$ -	\$ -	\$ -	\$ -	\$ -	\$ -	\$ -	\$ -	\$ -
Duncan Supply Co. Inc.	53-04-36-200-016.014-011	2481	1A	N	\$ -	\$ -	\$ -	\$ -	\$ -	\$ -	\$ -	\$ -	\$ -
Fluke, Teresa L	53-04-36-303-056.000-011		1A	N	\$ -	\$ -	\$ -	\$ -	\$ -	\$ -	\$ -	\$ -	\$ -
Stewart, Gary D & Melanee G	53-04-36-303-030.000-011		1A	N	\$ -	\$ -	\$ -	\$ -	\$ 123.70	\$ -	\$ -	\$ 123.70	\$ 123.70
Busler, Ronald B & Diane	53-04-36-302-013.000-011		1A	N	\$ -	\$ -	\$ -	\$ -	\$ -	\$ -	\$ -	\$ -	\$ -
Board Of Commissioners Monroe County, The	53-04-36-302-028.000-011		1A	N	\$ -	\$ -	\$ -	\$ -	\$ -	\$ -	\$ -	\$ -	\$ -
Myers, Charles H	53-04-36-303-029.000-011		1A	N	\$ -	\$ 1,031.76	\$ -	\$ 1,031.76	\$ -	\$ 740.53	\$ -	\$ 740.53	\$ (291.23)
Adams, Michael Dwayne	53-04-36-303-022.000-011		1A	N	\$ -	\$ -	\$ -	\$ -	\$ -	\$ -	\$ -	\$ -	\$ -
Grubb, Aaron & McMillian, Tamara & W/L/E Grubb, Kenneth D	53-04-36-303-057.000-011		1A	N	\$ -	\$ -	\$ 186.00	\$ 186.00	\$ -	\$ -	\$ 713.21	\$ 713.21	\$ 527.21
Link, David A & Margaret	53-04-36-303-075.000-011		1A	N	\$ -	\$ -	\$ 297.00	\$ 297.00	\$ -	\$ -	\$ 626.64	\$ 626.64	\$ 329.64
Braunlin, Linda L Revocable Trust	53-04-36-302-015.000-011	1838	1A	N	\$ -	\$ 922.83	\$ -	\$ 922.83	\$ -	\$ 662.34	\$ -	\$ 662.34	\$ (260.48)
Kim, Hanui & Shuck, James D	53-04-36-303-039.000-011		1A	N	\$ -	\$ -	\$ -	\$ -	\$ 99.63	\$ -	\$ -	\$ 99.63	\$ 99.63
Acacia Investments LLC & Texin LLC	53-04-36-100-003.000-011		1A	N	\$ -	\$ -	\$ -	\$ -	\$ -	\$ -	\$ -	\$ -	\$ -
Louisville, Nashville R.r. Co. Seaboard System Railroad, Inc.	53-04-36-200-009.000-011		1A	N	\$ -	\$ -	\$ -	\$ -	\$ -	\$ -	\$ -	\$ -	\$ -
Acacia Investments LLC & Texin LLC	53-04-36-200-024.000-011	1063	1A	N	\$ -	\$ -	\$ -	\$ -	\$ -	\$ -	\$ -	\$ -	\$ -
Hazel, Paul E Jr & Claudia Lu	53-04-36-303-103.000-011		1A	N	\$ -	\$ -	\$ -	\$ -	\$ 130.11	\$ -	\$ -	\$ 130.11	\$ 130.11
Board Of Commissioners Of	53-04-36-200-022.000-011		1A	N	\$ -	\$ -	\$ -	\$ -	\$ -	\$ -	\$ -	\$ -	\$ -
Baham, Anthony & Jacqueline Spears	53-09-01-211-029.000-015		1A	N	\$ -	\$ -	\$ -	\$ -	\$ -	\$ -	\$ -	\$ -	\$ -
Weddle, James Roger & Tami Sue Revocable Trust	53-09-12-201-006.000-015		1A	N	\$ -	\$ -	\$ -	\$ -	\$ -	\$ -	\$ -	\$ -	\$ -
Morley, Richard H	53-09-12-201-004.000-015	1134	1A	N	\$ -	\$ -	\$ -	\$ -	\$ 313.79	\$ -	\$ -	\$ 313.79	\$ 313.79
Taylor Rentals LLC	53-09-01-302-026.000-015		1A	N	\$ -	\$ -	\$ -	\$ -	\$ -	\$ 357.94	\$ -	\$ 357.94	\$ 357.94
Walters, William D & Cynthia A	53-09-02-101-017.000-015		1A	N	\$ -	\$ -	\$ -	\$ -	\$ 139.71	\$ -	\$ -	\$ 139.71	\$ 139.71

City of Bloomington

Area #1A: South-West Annexation Area - Circuit Breaker Impacts Analysis

Owner Name	Parcel #	Waiver	Annexation Area	AG	Pre-Annex 1% CB Credits	Pre-Annex 2% CB Credits	Pre-Annex 65 & Over CB Credits	Pre-Annex Total CB Credits	Post-Annex 1% CB Credits	Post-Annex 2% CB Credits	Post-Annex 65 & Over CB Credits	Post-Annex Total CB Credits	Total Post-Annex CB Credits Increase
Denney, Steven M & Amsue S	53-09-12-201-011.000-015		1A	N	\$ -	\$ -	\$ -	\$ -	\$ -	\$ -	\$ -	\$ -	\$ -
Jeffers, Cheryl	53-09-01-213-029.000-015		1A	N	\$ -	\$ -	\$ -	\$ -	\$ -	\$ -	\$ -	\$ -	\$ -
Sullivan, Vernon Michael	53-09-01-300-035.000-015		1A	N	\$ -	\$ -	\$ -	\$ -	\$ -	\$ 293.36	\$ -	\$ 293.36	\$ 293.36
Axsom, Byron Lee & Jacquelyn S	53-09-01-300-010.000-015		1A	N	\$ -	\$ -	\$ -	\$ -	\$ -	\$ 288.36	\$ -	\$ 288.36	\$ 288.36
Griggs, Denise Lynn & Adams, Gregory Elisha II	53-09-12-201-020.000-015		1A	N	\$ -	\$ -	\$ -	\$ -	\$ -	\$ -	\$ -	\$ -	\$ -
Public Investment Corp	53-09-12-100-009.000-015		1A	N	\$ -	\$ -	\$ -	\$ -	\$ -	\$ -	\$ -	\$ -	\$ -
Public Investment Corp.	53-09-12-400-029.000-015	2132	1A	N	\$ -	\$ -	\$ -	\$ -	\$ -	\$ -	\$ -	\$ -	\$ -
McPheeters, James	53-09-01-304-009.000-015		1A	N	\$ -	\$ -	\$ -	\$ -	\$ -	\$ -	\$ -	\$ -	\$ -
Nasby, Briggitt K	53-09-01-304-005.000-015		1A	N	\$ -	\$ -	\$ -	\$ -	\$ -	\$ -	\$ -	\$ -	\$ -
Tiburcio, Nelson Jose	53-09-01-304-022.000-015		1A	N	\$ -	\$ -	\$ -	\$ -	\$ -	\$ 285.35	\$ -	\$ 285.35	\$ 285.35
Hovious, Dana	53-09-01-304-014.000-015		1A	N	\$ -	\$ -	\$ -	\$ -	\$ -	\$ -	\$ -	\$ -	\$ -
McDonough, Maureen	53-09-01-304-019.000-015		1A	N	\$ -	\$ -	\$ -	\$ -	\$ -	\$ -	\$ -	\$ -	\$ -
Purcell, Roger Lee & Joyce A	53-09-01-209-061.000-015		1A	N	\$ -	\$ -	\$ -	\$ -	\$ 68.10	\$ -	\$ -	\$ 68.10	\$ 68.10
Christman, Leland I & Elizabeth A (95%); Christman, Teanna M (5%)	53-09-01-303-016.000-015		1A	N	\$ -	\$ -	\$ -	\$ -	\$ -	\$ -	\$ -	\$ -	\$ -
Isidro, Eduardo & Lopez, Luz Maria	53-09-01-303-001.000-015		1A	N	\$ -	\$ -	\$ -	\$ -	\$ -	\$ -	\$ -	\$ -	\$ -
Siddiqui, Shujaiddin S & Shaik, Hafeeza M; Shaik, Meher Taj	53-09-01-303-013.000-015		1A	N	\$ -	\$ -	\$ -	\$ -	\$ -	\$ -	\$ -	\$ -	\$ -
Wood, Teresa L	53-09-01-303-022.000-015		1A	N	\$ -	\$ -	\$ -	\$ -	\$ -	\$ -	\$ -	\$ -	\$ -
Stand, LaDonna	53-09-01-303-007.000-015		1A	N	\$ -	\$ -	\$ -	\$ -	\$ -	\$ -	\$ -	\$ -	\$ -
Lamanna, Scott G & Olga Lucia Vargas-lamanna	53-09-01-303-008.000-015		1A	N	\$ -	\$ -	\$ -	\$ -	\$ -	\$ 297.37	\$ -	\$ 297.37	\$ 297.37
Otto, Susan	53-09-01-303-003.000-015		1A	N	\$ -	\$ -	\$ -	\$ -	\$ -	\$ -	\$ -	\$ -	\$ -
Kirk, Myra J	53-09-01-300-001.000-015		1A	N	\$ -	\$ -	\$ -	\$ -	\$ -	\$ -	\$ -	\$ -	\$ -
Commons, @ Curry Homeowners	53-09-01-303-023.000-015		1A	N	\$ -	\$ -	\$ -	\$ -	\$ -	\$ -	\$ -	\$ -	\$ -
Schooling, Telita Kay	53-09-01-209-036.000-015		1A	N	\$ -	\$ -	\$ -	\$ -	\$ -	\$ -	\$ -	\$ -	\$ -
Spangler, Kevin J	53-09-01-209-038.000-015		1A	N	\$ -	\$ -	\$ -	\$ -	\$ -	\$ -	\$ -	\$ -	\$ -
Dewitt, Allison	53-09-01-211-009.000-015		1A	N	\$ -	\$ -	\$ -	\$ -	\$ -	\$ -	\$ -	\$ -	\$ -
Briles, Ty	53-09-01-213-035.000-015		1A	N	\$ -	\$ -	\$ -	\$ -	\$ -	\$ -	\$ -	\$ -	\$ -
Cowden, Donald L Revocable Trust	53-09-12-200-028.000-015		1A	N	\$ -	\$ -	\$ -	\$ -	\$ -	\$ 2,253.53	\$ -	\$ 2,253.53	\$ 2,253.53
Board Of Commissioners Monroe County, The	53-01-61-340-001.000-015		1A	N	\$ -	\$ -	\$ -	\$ -	\$ -	\$ -	\$ -	\$ -	\$ -
Monroe County Community School Corp	53-09-02-400-005.000-015		1A	N	\$ -	\$ -	\$ -	\$ -	\$ -	\$ -	\$ -	\$ -	\$ -
Monroe Co Community School Corp	53-09-02-400-006.000-015		1A	N	\$ -	\$ -	\$ -	\$ -	\$ -	\$ -	\$ -	\$ -	\$ -
Hess, Ethan A	53-01-63-039-290.000-015	2130	1A	N	\$ -	\$ -	\$ -	\$ -	\$ 78.64	\$ -	\$ -	\$ 78.64	\$ 78.64
Machado, Alwyn & Rubina D Revocable Trust	53-01-63-039-291.000-015	2130	1A	N	\$ -	\$ -	\$ -	\$ -	\$ 187.01	\$ -	\$ -	\$ 187.01	\$ 187.01
Binion, De'Andre L & St John, Justice D	53-01-63-039-292.000-015	2130	1A	N	\$ -	\$ -	\$ -	\$ -	\$ 7.57	\$ -	\$ -	\$ 7.57	\$ 7.57
Reintjes, Nicholas C	53-01-63-039-293.000-015	2130	1A	N	\$ -	\$ -	\$ -	\$ -	\$ 186.13	\$ -	\$ -	\$ 186.13	\$ 186.13
Triplett, Thomas James & Johnson, Rebecca Jill	53-01-63-039-294.000-015	2130	1A	N	\$ -	\$ -	\$ -	\$ -	\$ -	\$ -	\$ -	\$ -	\$ -
Senac, John B III & Vanessa Oden-Senac	53-01-63-039-295.000-015	2130	1A	N	\$ -	\$ -	\$ -	\$ -	\$ 275.64	\$ -	\$ -	\$ 275.64	\$ 275.64
Weddle, Violet C	53-01-63-039-296.000-015	2130	1A	N	\$ -	\$ -	\$ -	\$ -	\$ -	\$ -	\$ -	\$ -	\$ -
Massette, Ryan J & Susan J	53-01-63-039-297.000-015	2130	1A	N	\$ -	\$ -	\$ -	\$ -	\$ 195.33	\$ -	\$ -	\$ 195.33	\$ 195.33
Monroe County	53-09-01-202-024.000-015		1A	N	\$ -	\$ -	\$ -	\$ -	\$ -	\$ -	\$ -	\$ -	\$ -
Breunig, Jakob Z & Zipporah L	53-09-01-209-011.000-015		1A	N	\$ -	\$ -	\$ -	\$ -	\$ -	\$ -	\$ -	\$ -	\$ -

City of Bloomington

Area #1A: South-West Annexation Area - Circuit Breaker Impacts Analysis

Owner Name	Parcel #	Waiver	Annexation Area	AG	Pre-Annex 1% CB Credits	Pre-Annex 2% CB Credits	Pre-Annex 65 & Over CB Credits	Pre-Annex Total CB Credits	Post-Annex 1% CB Credits	Post-Annex 2% CB Credits	Post-Annex 65 & Over CB Credits	Post-Annex Total CB Credits	Total Post-Annex CB Credits Increase
Keller, Lawrence J	53-09-02-400-002.000-015		1A	N	\$ -	\$ -	\$ -	\$ -	\$ -	\$ 174.47	\$ -	\$ 174.47	\$ 174.47
Carrell, James M & Shirley J	53-01-63-039-298.000-015	2130	1A	N	\$ -	\$ -	\$ -	\$ -	\$ -	\$ -	\$ 668.95	\$ 668.95	\$ 668.95
Wade, Summer E	53-01-63-039-299.000-015	2130	1A	N	\$ -	\$ -	\$ -	\$ -	\$ 25.55	\$ -	\$ -	\$ 25.55	\$ 25.55
Nguyen, Trung	53-01-63-039-300.000-015	2130	1A	N	\$ -	\$ -	\$ -	\$ -	\$ 171.21	\$ -	\$ -	\$ 171.21	\$ 171.21
Dang, Joseph & Dang, Myvan	53-01-63-039-301.000-015	2130	1A	N	\$ -	\$ -	\$ -	\$ -	\$ -	\$ -	\$ -	\$ -	\$ -
Bundy, Bridgette M & Ryan W	53-01-63-039-302.000-015	2130	1A	N	\$ -	\$ -	\$ -	\$ -	\$ -	\$ -	\$ -	\$ -	\$ -
Sorenson, Crystal Faye	53-01-63-039-303.000-015	2130	1A	N	\$ -	\$ -	\$ -	\$ -	\$ 163.30	\$ -	\$ -	\$ 163.30	\$ 163.30
Page, Brian C & Amber E	53-01-63-039-304.000-015	2130	1A	N	\$ -	\$ -	\$ -	\$ -	\$ 87.41	\$ -	\$ -	\$ 87.41	\$ 87.41
Adams, Gregory L	53-01-63-039-305.000-015	2130	1A	N	\$ -	\$ -	\$ -	\$ -	\$ 245.35	\$ -	\$ -	\$ 245.35	\$ 245.35
Bardsley, Anthony & Rebecca	53-01-63-039-306.000-015	2130	1A	N	\$ -	\$ -	\$ -	\$ -	\$ 19.73	\$ -	\$ -	\$ 19.73	\$ 19.73
Spicer, Katheryn R	53-09-01-211-005.000-015		1A	N	\$ -	\$ -	\$ -	\$ -	\$ -	\$ -	\$ -	\$ -	\$ -
Conder Family Limited Partnership II	53-09-02-400-012.000-015		1A	Y	\$ -	\$ -	\$ -	\$ -	\$ -	\$ -	\$ -	\$ -	\$ -
Bloomington Church Of Christ, Trustees Of	53-09-02-400-011.000-015		1A	N	\$ -	\$ -	\$ -	\$ -	\$ -	\$ -	\$ -	\$ -	\$ -
Clark, Jack R & Jacquelyn S	53-09-02-401-002.000-015		1A	N	\$ -	\$ -	\$ -	\$ -	\$ 236.13	\$ -	\$ -	\$ 236.13	\$ 236.13
May, Margaret Sue	53-04-36-303-031.000-011		1A	N	\$ -	\$ -	\$ -	\$ -	\$ -	\$ -	\$ -	\$ -	\$ -
Hill, Holly	53-04-36-302-002.000-011		1A	N	\$ -	\$ -	\$ -	\$ -	\$ -	\$ -	\$ -	\$ -	\$ -
Acacia Investments LLC & Texin LLC	53-04-36-200-017.000-011		1A	N	\$ -	\$ -	\$ -	\$ -	\$ -	\$ -	\$ -	\$ -	\$ -
Sherwood, Allison & Clayton Grubbs	53-04-36-303-009.000-011		1A	N	\$ -	\$ -	\$ -	\$ -	\$ -	\$ -	\$ -	\$ -	\$ -
Bennett, Carol A; Sipes, Anthony D & Sipes, Sherri L	53-04-36-303-063.000-011		1A	N	\$ -	\$ -	\$ -	\$ -	\$ 15.93	\$ -	\$ -	\$ 15.93	\$ 15.93
Ben Tire Distributors Ltd	53-04-26-401-016.000-011	1420	1A	N	\$ -	\$ -	\$ -	\$ -	\$ -	\$ -	\$ -	\$ -	\$ -
United States Postal Service	53-04-26-401-014.000-011	1579	1A	N	\$ -	\$ -	\$ -	\$ -	\$ -	\$ -	\$ -	\$ -	\$ -
Commercial Service Properties LLC	53-04-26-401-004.000-011	2269	1A	N	\$ -	\$ -	\$ -	\$ -	\$ -	\$ -	\$ -	\$ -	\$ -
JRBDA Holding Co LLC	53-04-25-301-001.000-011	2322	1A	N	\$ -	\$ -	\$ -	\$ -	\$ -	\$ -	\$ -	\$ -	\$ -
Northwest Park LLC	53-04-36-201-007.000-011		1A	N	\$ -	\$ -	\$ -	\$ -	\$ -	\$ -	\$ -	\$ -	\$ -
Loesch LLC	53-04-36-201-004.000-011		1A	N	\$ -	\$ -	\$ -	\$ -	\$ -	\$ -	\$ -	\$ -	\$ -
Interchange Investments LLC	53-04-36-201-006.000-011		1A	N	\$ -	\$ -	\$ -	\$ -	\$ -	\$ -	\$ -	\$ -	\$ -
Northwest Park LLC	53-04-36-201-005.000-011		1A	N	\$ -	\$ -	\$ -	\$ -	\$ -	\$ -	\$ -	\$ -	\$ -
Wood, Martin L & Marilyn D	53-04-36-303-032.000-011		1A	N	\$ -	\$ 1,069.89	\$ -	\$ 1,069.89	\$ -	\$ 767.90	\$ -	\$ 767.90	\$ (301.99)
Doyle, Daniel J	53-04-36-303-109.000-011		1A	N	\$ -	\$ -	\$ -	\$ -	\$ -	\$ -	\$ -	\$ -	\$ -
Perry, Derek S & Heidi B	53-04-36-303-025.000-011		1A	N	\$ -	\$ -	\$ -	\$ -	\$ 14.55	\$ -	\$ -	\$ 14.55	\$ 14.55
Stiles, Cheryl	53-04-36-301-015.000-011		1A	N	\$ -	\$ -	\$ -	\$ -	\$ -	\$ -	\$ -	\$ -	\$ -
Hamblen, Regina K	53-04-36-303-011.000-011		1A	N	\$ -	\$ -	\$ -	\$ -	\$ -	\$ -	\$ -	\$ -	\$ -
Queen Bee Properties LLC	53-04-36-201-008.000-011		1A	N	\$ -	\$ -	\$ -	\$ -	\$ -	\$ -	\$ -	\$ -	\$ -
Northwest Park LLC	53-04-36-201-001.000-011		1A	N	\$ -	\$ -	\$ -	\$ -	\$ -	\$ -	\$ -	\$ -	\$ -
Proveli LLC	53-00-72-815-015.000-011		1A	N	\$ -	\$ -	\$ -	\$ -	\$ -	\$ -	\$ -	\$ -	\$ -
YMCA of Monroe County Inc	53-04-35-101-010.000-011	2311	1A	N	\$ -	\$ -	\$ -	\$ -	\$ -	\$ -	\$ -	\$ -	\$ -
Richardson, Delores	53-04-36-303-038.000-011		1A	N	\$ -	\$ -	\$ -	\$ -	\$ 60.68	\$ -	\$ -	\$ 60.68	\$ 60.68
Freeman, Dirk R & Christine D Trust	53-09-12-201-028.000-015		1A	N	\$ -	\$ -	\$ -	\$ -	\$ -	\$ -	\$ -	\$ -	\$ -
Sharr, Karen G	53-09-02-101-010.000-015		1A	N	\$ -	\$ -	\$ -	\$ -	\$ -	\$ -	\$ -	\$ -	\$ -
Payton, Ronald E	53-09-01-212-006.000-015		1A	N	\$ -	\$ -	\$ -	\$ -	\$ -	\$ -	\$ -	\$ -	\$ -
Delancy, Mary E	53-09-01-212-035.000-015		1A	N	\$ -	\$ -	\$ -	\$ -	\$ -	\$ -	\$ -	\$ -	\$ -
Trosky, Eric L & Natalie E	53-09-01-213-021.000-015		1A	N	\$ -	\$ -	\$ -	\$ -	\$ -	\$ -	\$ -	\$ -	\$ -
Finch, Jeffrey T & Cassidy; Owings, Lori	53-09-01-209-023.000-015		1A	N	\$ -	\$ -	\$ -	\$ -	\$ -	\$ -	\$ -	\$ -	\$ -
Esters, Eric	53-09-01-209-033.000-015		1A	N	\$ -	\$ -	\$ -	\$ -	\$ 118.57	\$ -	\$ -	\$ 118.57	\$ 118.57
Monteilh, Eugene Jr & Maria	53-09-02-100-004.019-015	2309	1A	N	\$ -	\$ -	\$ -	\$ -	\$ 4.81	\$ -	\$ -	\$ 4.81	\$ 4.81
Karim, Amatu Shakoor	53-09-02-100-004.020-015	2309	1A	N	\$ -	\$ -	\$ -	\$ -	\$ 641.96	\$ -	\$ -	\$ 641.96	\$ 641.96

City of Bloomington

Area #1A: South-West Annexation Area - Circuit Breaker Impacts Analysis

Owner Name	Parcel #	Waiver	Annexation Area	AG	Pre-Annex 1% CB Credits	Pre-Annex 2% CB Credits	Pre-Annex 65 & Over CB Credits	Pre-Annex Total CB Credits	Post-Annex 1% CB Credits	Post-Annex 2% CB Credits	Post-Annex 65 & Over CB Credits	Post-Annex Total CB Credits	Total Post-Annex CB Credits Increase
Gramlich, Don & Kathryn	53-09-02-100-004.021-015	2309	1A	N	\$ -	\$ -	\$ -	\$ -	\$ -	\$ -	\$ -	\$ -	\$ -
Tully, Paul F Jr. & Kathleen A	53-09-02-100-004.022-015	2309	1A	N	\$ -	\$ -	\$ -	\$ -	\$ 134.67	\$ -	\$ -	\$ 134.67	\$ 134.67
Latimer, Julia Sharon	53-09-02-100-004.023-015	2309	1A	N	\$ -	\$ -	\$ -	\$ -	\$ 325.64	\$ -	\$ -	\$ 325.64	\$ 325.64
Crespo, Adrian & Maria Cuevillas	53-09-02-100-004.024-015	2309	1A	N	\$ -	\$ -	\$ -	\$ -	\$ 916.17	\$ -	\$ -	\$ 916.17	\$ 916.17
Alemneh, Teshome & Mengesha, Tsehay	53-09-02-100-004.025-015	2309	1A	N	\$ -	\$ -	\$ -	\$ -	\$ 727.96	\$ -	\$ -	\$ 727.96	\$ 727.96
Chance, Gregory W & Tina K	53-09-02-100-004.026-015	2309	1A	N	\$ -	\$ -	\$ -	\$ -	\$ 615.64	\$ -	\$ -	\$ 615.64	\$ 615.64
Bell, Kathi J	53-09-02-100-004.027-015	2309	1A	N	\$ -	\$ -	\$ -	\$ -	\$ 441.47	\$ -	\$ -	\$ 441.47	\$ 441.47
Sater, Marilyn	53-09-01-300-019.000-015	1171	1A	N	\$ -	\$ -	\$ -	\$ -	\$ 195.78	\$ -	\$ -	\$ 195.78	\$ 195.78
Baugh, Ronald	53-09-02-200-007.000-015		1A	N	\$ -	\$ -	\$ -	\$ -	\$ -	\$ -	\$ -	\$ -	\$ -
Baugh, Ronald	53-09-02-200-001.000-015		1A	N	\$ -	\$ -	\$ -	\$ -	\$ -	\$ 347.43	\$ -	\$ 347.43	\$ 347.43
Goddard, Heather O	53-09-01-212-015.000-015		1A	N	\$ -	\$ -	\$ -	\$ -	\$ -	\$ -	\$ -	\$ -	\$ -
Woolard, Jeff G & Blake A Hutchison	53-09-12-300-025.000-015		1A	N	\$ -	\$ -	\$ -	\$ -	\$ -	\$ 197.49	\$ -	\$ 197.49	\$ 197.49
Scherer, Richard Devon	53-09-12-300-019.000-015		1A	N	\$ -	\$ -	\$ -	\$ -	\$ -	\$ -	\$ -	\$ -	\$ -
Olsen, Eleonore G	53-09-01-212-008.000-015		1A	N	\$ -	\$ -	\$ 210.00	\$ 210.00	\$ -	\$ -	\$ 533.12	\$ 533.12	\$ 323.12
Board Of Commissioners Monroe County, The	53-09-01-401-003.000-015		1A	N	\$ -	\$ -	\$ -	\$ -	\$ -	\$ -	\$ -	\$ -	\$ -
Lettelleir, Ann M	53-09-01-209-047.000-015		1A	N	\$ -	\$ -	\$ -	\$ -	\$ 3.18	\$ -	\$ -	\$ 3.18	\$ 3.18
Alcorn, Larry E	53-09-12-201-009.000-015		1A	N	\$ -	\$ -	\$ -	\$ -	\$ -	\$ -	\$ -	\$ -	\$ -
Hendrix, Suzanne L	53-09-01-209-019.000-015		1A	N	\$ -	\$ -	\$ -	\$ -	\$ -	\$ -	\$ -	\$ -	\$ -
Dunn, Kenneth L & Karla R	53-09-01-209-075.000-015		1A	N	\$ -	\$ -	\$ -	\$ -	\$ 43.98	\$ -	\$ -	\$ 43.98	\$ 43.98
May, Don & Sara	53-09-01-209-059.000-015		1A	N	\$ -	\$ -	\$ -	\$ -	\$ -	\$ -	\$ -	\$ -	\$ -
Chambers, Stephen B & Wade , David N	53-09-01-211-034.000-015		1A	N	\$ -	\$ -	\$ -	\$ -	\$ -	\$ -	\$ -	\$ -	\$ -
Hospitality House Inc	53-09-01-300-033.000-015		1A	N	\$ -	\$ -	\$ -	\$ -	\$ -	\$ 14,240.58	\$ -	\$ 14,240.58	\$ 14,240.58
Board Of Commissioners Monroe County, The	53-09-01-300-039.000-015		1A	N	\$ -	\$ -	\$ -	\$ -	\$ -	\$ -	\$ -	\$ -	\$ -
Indiana Home Care Corporation	53-01-61-356-010.000-015		1A	N	\$ -	\$ -	\$ -	\$ -	\$ -	\$ -	\$ -	\$ -	\$ -
Gilmore, Alvin E Revocable Trust	53-09-12-201-031.000-015		1A	N	\$ -	\$ -	\$ -	\$ -	\$ -	\$ -	\$ -	\$ -	\$ -
Rayl, Joshua D	53-09-01-209-003.000-015		1A	N	\$ -	\$ -	\$ -	\$ -	\$ -	\$ -	\$ -	\$ -	\$ -
Glaze, Robert Joseph & Perry, Theresa A	53-09-12-300-036.000-015		1A	N	\$ -	\$ -	\$ -	\$ -	\$ -	\$ -	\$ -	\$ -	\$ -
Olsson, S L & Martha S	53-01-63-039-307.000-015	2130	1A	N	\$ -	\$ -	\$ -	\$ -	\$ -	\$ 488.85	\$ -	\$ 488.85	\$ 488.85
Breidenbach, Andrew P	53-01-63-039-308.000-015	2130	1A	N	\$ -	\$ -	\$ -	\$ -	\$ 137.00	\$ -	\$ -	\$ 137.00	\$ 137.00
MnM LLC	53-01-63-039-309.000-015	2121	1A	N	\$ -	\$ -	\$ -	\$ -	\$ -	\$ -	\$ -	\$ -	\$ -
Mohney, Maryann	53-01-63-039-310.000-015	2121	1A	N	\$ -	\$ -	\$ -	\$ -	\$ -	\$ -	\$ -	\$ -	\$ -
MnM LLC	53-01-63-039-311.000-015	2121	1A	N	\$ -	\$ -	\$ -	\$ -	\$ -	\$ -	\$ -	\$ -	\$ -
Thurmond, Bradley H	53-01-63-039-312.000-015	2121	1A	N	\$ -	\$ -	\$ -	\$ -	\$ 197.98	\$ -	\$ -	\$ 197.98	\$ 197.98
Latta, John C	53-01-63-039-313.000-015	2121	1A	N	\$ -	\$ -	\$ -	\$ -	\$ 42.66	\$ -	\$ -	\$ 42.66	\$ 42.66
Fieldstone Community Assoc Inc	53-09-02-200-091.000-015	1603	1A	N	\$ -	\$ -	\$ -	\$ -	\$ -	\$ -	\$ -	\$ -	\$ -
Fieldstone Community Assoc Inc	53-09-02-200-190.000-015	1603	1A	N	\$ -	\$ -	\$ -	\$ -	\$ -	\$ -	\$ -	\$ -	\$ -
Burch, Robert D & Erma M	53-09-02-200-104.000-015		1A	N	\$ -	\$ -	\$ -	\$ -	\$ -	\$ -	\$ -	\$ -	\$ -
Combs, Judith A	53-09-02-202-026.000-015	2411	1A	N	\$ -	\$ -	\$ 448.00	\$ 448.00	\$ -	\$ -	\$ 1,069.36	\$ 1,069.36	\$ 621.36
Moss, Sandra K	53-09-02-202-001.000-015	1459	1A	N	\$ -	\$ -	\$ -	\$ -	\$ -	\$ -	\$ -	\$ -	\$ -
Olivera, Francis P IV & Laura A	53-09-02-202-022.000-015		1A	N	\$ -	\$ -	\$ -	\$ -	\$ 2.75	\$ -	\$ -	\$ 2.75	\$ 2.75
Bennett, Beth A	53-09-02-202-017.000-015		1A	N	\$ -	\$ -	\$ -	\$ -	\$ 91.79	\$ -	\$ -	\$ 91.79	\$ 91.79
Dominguez, Diana L & Angel	53-09-02-202-016.000-015		1A	N	\$ -	\$ -	\$ -	\$ -	\$ -	\$ -	\$ -	\$ -	\$ -
Wenzel, Kevin C	53-09-02-202-027.000-015		1A	N	\$ -	\$ -	\$ -	\$ -	\$ -	\$ -	\$ -	\$ -	\$ -
Druding, Ronald K & Jennifer L	53-09-01-211-028.000-015		1A	N	\$ -	\$ -	\$ -	\$ -	\$ -	\$ 321.15	\$ -	\$ 321.15	\$ 321.15
Kirchgassner, James J & Sansone-Kirchgassner, Vicki E	53-09-02-202-002.000-015		1A	N	\$ -	\$ -	\$ -	\$ -	\$ -	\$ 451.81	\$ -	\$ 451.81	\$ 451.81
Nistelbeck, Kimberly E	53-09-02-202-012.000-015		1A	N	\$ -	\$ -	\$ -	\$ -	\$ -	\$ -	\$ -	\$ -	\$ -

City of Bloomington

Area #1A: South-West Annexation Area - Circuit Breaker Impacts Analysis

Owner Name	Parcel #	Waiver	Annexation Area	AG	Pre-Annex 1% CB Credits	Pre-Annex 2% CB Credits	Pre-Annex 65 & Over CB Credits	Pre-Annex Total CB Credits	Post-Annex 1% CB Credits	Post-Annex 2% CB Credits	Post-Annex 65 & Over CB Credits	Post-Annex Total CB Credits	Total Post-Annex CB Credits Increase
Haywood, Stephen M & Deborah I/e;													
Riker, Stephanie Sue	53-09-02-202-004.000-015		1A	N	\$ -	\$ -	\$ -	\$ -	\$ 17.66	\$ -	\$ -	\$ 17.66	\$ 17.66
Morris, Bryan	53-09-02-202-018.000-015		1A	N	\$ -	\$ -	\$ -	\$ -	\$ 58.19	\$ -	\$ -	\$ 58.19	\$ 58.19
Beasley, Leigh Ann	53-09-02-202-005.000-015		1A	N	\$ -	\$ -	\$ -	\$ -	\$ -	\$ -	\$ -	\$ -	\$ -
Gootee, Ashley M	53-09-02-202-025.000-015		1A	N	\$ -	\$ -	\$ -	\$ -	\$ 23.37	\$ -	\$ -	\$ 23.37	\$ 23.37
Maynen, Jeffrey D & Dawn M	53-09-02-202-008.000-015		1A	N	\$ -	\$ -	\$ -	\$ -	\$ 208.50	\$ -	\$ -	\$ 208.50	\$ 208.50
George, Elizabeth A	53-04-36-302-026.000-011		1A	N	\$ -	\$ -	\$ -	\$ -	\$ -	\$ -	\$ -	\$ -	\$ -
Lally, Patrick & Lisa	53-04-36-303-065.000-011		1A	N	\$ -	\$ -	\$ -	\$ -	\$ 326.33	\$ -	\$ -	\$ 326.33	\$ 326.33
Sturgis, Melva Lynn	53-04-36-100-017.000-011	2384	1A	N	\$ -	\$ -	\$ -	\$ -	\$ -	\$ -	\$ -	\$ -	\$ -
Carter, Annette M	53-04-36-100-021.000-011		1A	N	\$ -	\$ -	\$ -	\$ -	\$ -	\$ -	\$ -	\$ -	\$ -
Stokem, Edward K & Norma F	53-04-36-302-010.000-011		1A	N	\$ -	\$ -	\$ -	\$ -	\$ -	\$ -	\$ -	\$ -	\$ -
John E Byers LLC	53-04-36-303-090.000-011		1A	N	\$ -	\$ 837.24	\$ -	\$ 837.24	\$ -	\$ 600.91	\$ -	\$ 600.91	\$ (236.32)
Vibbart, Ruie & Jeanson , Mary F Rev Trust	53-04-36-303-024.000-011		1A	N	\$ -	\$ -	\$ 261.00	\$ 261.00	\$ -	\$ -	\$ 749.53	\$ 749.53	\$ 488.53
Axsom, Ralph J & Patty	53-00-70-084-000.000-011		1A	N	\$ -	\$ -	\$ -	\$ -	\$ 141.97	\$ -	\$ -	\$ 141.97	\$ 141.97
Indiana University Health Bloomington Inc	53-04-25-100-048.000-011		1A	N	\$ -	\$ -	\$ -	\$ -	\$ -	\$ -	\$ -	\$ -	\$ -
Monroe County Commissioners	53-04-25-100-026.000-011		1A	N	\$ -	\$ -	\$ -	\$ -	\$ -	\$ -	\$ -	\$ -	\$ -
Monroe County Commissioners	53-04-25-100-039.000-011		1A	N	\$ -	\$ -	\$ -	\$ -	\$ -	\$ -	\$ -	\$ -	\$ -
Indiana University Health Bloomington Inc	53-04-25-101-005.000-011		1A	N	\$ -	\$ -	\$ -	\$ -	\$ -	\$ -	\$ -	\$ -	\$ -
Monroe Co Commissioners	53-00-73-064-003.000-011		1A	N	\$ -	\$ -	\$ -	\$ -	\$ -	\$ -	\$ -	\$ -	\$ -
Indiana University Health Bloomington Inc	53-04-25-101-001.000-011		1A	N	\$ -	\$ -	\$ -	\$ -	\$ -	\$ -	\$ -	\$ -	\$ -
Indiana University Health Bloomington Inc	53-04-25-101-004.099-011		1A	N	\$ -	\$ -	\$ -	\$ -	\$ -	\$ -	\$ -	\$ -	\$ -
Great Oak Tree LLC	53-04-35-100-002.000-011	2188	1A	N	\$ -	\$ -	\$ -	\$ -	\$ -	\$ -	\$ -	\$ -	\$ -
Board Of Commissioners Of Ivy Tech State College	53-04-35-400-006.000-011		1A	N	\$ -	\$ -	\$ -	\$ -	\$ -	\$ -	\$ -	\$ -	\$ -
YMCA of Monroe County Inc	53-00-72-815-021.000-011	2311	1A	N	\$ -	\$ -	\$ -	\$ -	\$ -	\$ -	\$ -	\$ -	\$ -
Emily, William K & Emily, W Shane	53-04-35-101-007.000-011	1414	1A	N	\$ -	\$ -	\$ -	\$ -	\$ -	\$ -	\$ -	\$ -	\$ -
Double Hunt Properties LLC	53-04-26-401-010.000-011	1488	1A	N	\$ -	\$ -	\$ -	\$ -	\$ -	\$ -	\$ -	\$ -	\$ -
TF Realty Bloomington LLC	53-04-26-401-011.000-011	1507	1A	N	\$ -	\$ -	\$ -	\$ -	\$ -	\$ -	\$ -	\$ -	\$ -
The Better Way Storage LLC	53-04-26-401-017.000-011	1524	1A	N	\$ -	\$ -	\$ -	\$ -	\$ -	\$ -	\$ -	\$ -	\$ -
Proveli LLC	53-04-35-101-008.000-011		1A	N	\$ -	\$ -	\$ -	\$ -	\$ -	\$ -	\$ -	\$ -	\$ -
JRBDA Holding Co LLC	53-04-26-401-006.088-011	2322	1A	N	\$ -	\$ -	\$ -	\$ -	\$ -	\$ -	\$ -	\$ -	\$ -
Davis, Ronald D	53-00-72-815-024.001-011	2399	1A	N	\$ -	\$ -	\$ -	\$ -	\$ -	\$ -	\$ -	\$ -	\$ -
Proveli LLC	53-00-72-815-015.001-011		1A	N	\$ -	\$ -	\$ -	\$ -	\$ -	\$ -	\$ -	\$ -	\$ -
Board Of Commissioners Of Monroe Co	53-04-36-201-003.000-011		1A	N	\$ -	\$ -	\$ -	\$ -	\$ -	\$ -	\$ -	\$ -	\$ -
Fichter, Benjamin R	53-04-36-303-049.000-011		1A	N	\$ -	\$ -	\$ -	\$ -	\$ -	\$ -	\$ -	\$ -	\$ -
Sowders, Phyllis A & Byers, Tracy L & Goodall, Shannon L	53-04-36-303-093.000-011		1A	N	\$ -	\$ -	\$ -	\$ -	\$ 72.54	\$ -	\$ -	\$ 72.54	\$ 72.54
Small Town Properties LLC	53-04-36-302-014.000-011		1A	N	\$ -	\$ 686.28	\$ -	\$ 686.28	\$ -	\$ 492.57	\$ -	\$ 492.57	\$ (193.71)
Terkhorn, Lorelei Elaine	53-04-36-303-027.000-011		1A	N	\$ -	\$ 1,006.08	\$ -	\$ 1,006.08	\$ -	\$ 722.10	\$ -	\$ 722.10	\$ (283.98)
Scroggins, Donald E & Diana S	53-09-02-101-008.000-015		1A	N	\$ -	\$ -	\$ 92.00	\$ 92.00	\$ -	\$ -	\$ 606.74	\$ 606.74	\$ 514.74
Niswander, Gilbert W & Nancy A	53-09-01-212-024.000-015		1A	N	\$ -	\$ -	\$ -	\$ -	\$ 94.87	\$ -	\$ -	\$ 94.87	\$ 94.87
Durnal, Robert J. & Phyllis A.	53-09-01-212-031.000-015		1A	N	\$ -	\$ -	\$ 109.00	\$ 109.00	\$ -	\$ -	\$ 785.57	\$ 785.57	\$ 676.57
Boltinghouse, Robert S & Aleta D	53-09-01-213-038.000-015		1A	N	\$ -	\$ -	\$ -	\$ -	\$ -	\$ 304.13	\$ -	\$ 304.13	\$ 304.13
Shook, Shane William; Harris, Melissa	53-09-12-300-063.000-015		1A	N	\$ -	\$ -	\$ -	\$ -	\$ 83.46	\$ -	\$ -	\$ 83.46	\$ 83.46
John E Byers LLC	53-09-01-212-023.000-015		1A	N	\$ -	\$ -	\$ -	\$ -	\$ -	\$ 359.44	\$ -	\$ 359.44	\$ 359.44
Curtis, Dwight T & Clea	53-09-01-212-017.000-015		1A	N	\$ -	\$ -	\$ -	\$ -	\$ -	\$ -	\$ -	\$ -	\$ -

City of Bloomington

Area #1A: South-West Annexation Area - Circuit Breaker Impacts Analysis

Owner Name	Parcel #	Waiver	Annexation Area	AG	Pre-Annex 1% CB Credits	Pre-Annex 2% CB Credits	Pre-Annex 65 & Over CB Credits	Pre-Annex Total CB Credits	Post-Annex 1% CB Credits	Post-Annex 2% CB Credits	Post-Annex 65 & Over CB Credits	Post-Annex Total CB Credits	Total Post-Annex CB Credits Increase
Dutton, Carol J Trust	53-09-12-201-030.000-015		1A	N	\$ -	\$ -	\$ 56.00	\$ 56.00	\$ -	\$ -	\$ 727.94	\$ 727.94	\$ 671.94
Public Investment Corp	53-09-12-400-044.000-015		1A	N	\$ -	\$ -	\$ -	\$ -	\$ -	\$ -	\$ -	\$ -	\$ -
Covarrubias, Rocio Del Carmen Chavez	53-09-02-100-004.028-015	2309	1A	N	\$ -	\$ -	\$ -	\$ -	\$ 551.59	\$ -	\$ -	\$ 551.59	\$ 551.59
Pamidighantam, Sudhakar & Bharathi	53-09-02-100-004.029-015	2309	1A	N	\$ -	\$ -	\$ -	\$ -	\$ 484.04	\$ -	\$ -	\$ 484.04	\$ 484.04
Bradshaw, Lloyd M & Janice R	53-09-02-100-004.030-015	2309	1A	N	\$ -	\$ -	\$ -	\$ -	\$ 305.03	\$ -	\$ -	\$ 305.03	\$ 305.03
Allen, Tracy L	53-09-02-100-004.031-015	2309	1A	N	\$ -	\$ -	\$ -	\$ -	\$ 555.53	\$ -	\$ -	\$ 555.53	\$ 555.53
Gernand, John T & Jennifer M	53-09-02-100-004.032-015	2309	1A	N	\$ -	\$ -	\$ -	\$ -	\$ 908.28	\$ -	\$ -	\$ 908.28	\$ 908.28
Porta, Anthony & Amanda-Lynn	53-09-02-100-004.033-015	2309	1A	N	\$ -	\$ -	\$ -	\$ -	\$ 855.62	\$ -	\$ -	\$ 855.62	\$ 855.62
Kyger, Annie	53-09-02-100-004.034-015	2309	1A	N	\$ -	\$ -	\$ -	\$ -	\$ 648.99	\$ -	\$ -	\$ 648.99	\$ 648.99
Murty, John & Cassandra J.C.	53-09-02-100-004.035-015	2309	1A	N	\$ -	\$ -	\$ -	\$ -	\$ 479.21	\$ -	\$ -	\$ 479.21	\$ 479.21
Voorhees, John K	53-09-02-100-004.036-015	2309	1A	N	\$ -	\$ -	\$ -	\$ -	\$ 249.75	\$ -	\$ -	\$ 249.75	\$ 249.75
Clark, Melissa A	53-09-02-100-004.037-015	2309	1A	N	\$ -	\$ -	\$ -	\$ -	\$ 625.73	\$ -	\$ -	\$ 625.73	\$ 625.73
Seit, Riza	53-09-02-100-004.038-015	2309	1A	N	\$ -	\$ -	\$ -	\$ -	\$ 640.65	\$ -	\$ -	\$ 640.65	\$ 640.65
Goode, Jeffrey L	53-09-02-100-004.039-015	2309	1A	N	\$ -	\$ -	\$ -	\$ -	\$ 624.85	\$ -	\$ -	\$ 624.85	\$ 624.85
Briggs, Andrew & Janice	53-09-02-100-004.040-015	2309	1A	N	\$ -	\$ -	\$ -	\$ -	\$ 817.90	\$ -	\$ -	\$ 817.90	\$ 817.90
Edwards, Zachary & Erin	53-09-02-100-004.041-015	2309	1A	N	\$ -	\$ -	\$ -	\$ -	\$ 774.47	\$ -	\$ -	\$ 774.47	\$ 774.47
De La Garza, Max & Amy M	53-09-02-100-004.042-015	2309	1A	N	\$ -	\$ -	\$ -	\$ -	\$ 736.73	\$ -	\$ -	\$ 736.73	\$ 736.73
Schuetz, Thomas R & Betty A	53-09-01-209-007.000-015		1A	N	\$ -	\$ -	\$ -	\$ -	\$ -	\$ -	\$ -	\$ -	\$ -
Grissom, Michelle R	53-09-01-202-015.000-015		1A	N	\$ -	\$ -	\$ -	\$ -	\$ -	\$ -	\$ -	\$ -	\$ -
Dunbar, James E. & Barbara J.	53-09-02-101-007.000-015		1A	N	\$ -	\$ -	\$ -	\$ -	\$ -	\$ -	\$ -	\$ -	\$ -
Crowe, Jimmie Keith & Rhonda Lynn Revocable Trust	53-09-02-100-004.043-015	2309	1A	N	\$ -	\$ -	\$ -	\$ -	\$ 1,142.11	\$ -	\$ -	\$ 1,142.11	\$ 1,142.11
Bynum, Christopher W	53-09-02-100-004.044-015	2309	1A	N	\$ -	\$ -	\$ -	\$ -	\$ 121.51	\$ -	\$ -	\$ 121.51	\$ 121.51
Deay, Lucas	53-09-02-100-004.045-015	2309	1A	N	\$ -	\$ -	\$ -	\$ -	\$ 657.76	\$ -	\$ -	\$ 657.76	\$ 657.76
Cabezas, Jorge E Vasquez & Stephanie M Willis	53-09-02-100-004.046-015	2309	1A	N	\$ -	\$ -	\$ -	\$ -	\$ 760.42	\$ -	\$ -	\$ 760.42	\$ 760.42
Ghuloum, Mohammad	53-09-02-100-004.047-015	2309	1A	N	\$ -	\$ -	\$ -	\$ -	\$ -	\$ 758.44	\$ -	\$ 758.44	\$ 758.44
Morgan, Douglas N & Kendra J	53-09-02-100-004.048-015	2309	1A	N	\$ -	\$ -	\$ -	\$ -	\$ 640.22	\$ -	\$ -	\$ 640.22	\$ 640.22
Cannon, Tiffani L	53-09-02-100-004.049-015	2309	1A	N	\$ -	\$ -	\$ -	\$ -	\$ 729.27	\$ -	\$ -	\$ 729.27	\$ 729.27
Acres, Jill E	53-09-02-100-004.050-015	2309	1A	N	\$ -	\$ -	\$ -	\$ -	\$ 238.76	\$ -	\$ -	\$ 238.76	\$ 238.76
Petrina, Renee M & Maks, Adam M	53-09-02-100-004.051-015	2309	1A	N	\$ -	\$ -	\$ -	\$ -	\$ 587.13	\$ -	\$ -	\$ 587.13	\$ 587.13
Goode, Jeffrey L	53-09-02-100-004.052-015	2309	1A	N	\$ -	\$ -	\$ -	\$ -	\$ -	\$ 745.42	\$ -	\$ 745.42	\$ 745.42
Goode, Jeffrey L	53-09-02-100-004.053-015	2309	1A	N	\$ -	\$ -	\$ -	\$ -	\$ -	\$ 616.26	\$ -	\$ 616.26	\$ 616.26
Shankar, Anurag & Lisa Ensman	53-09-02-100-004.054-015	2309	1A	N	\$ -	\$ -	\$ -	\$ -	\$ 590.64	\$ -	\$ -	\$ 590.64	\$ 590.64
Parodi, Christopher	53-09-02-100-004.055-015	2309	1A	N	\$ -	\$ -	\$ -	\$ -	\$ 477.44	\$ -	\$ -	\$ 477.44	\$ 477.44
Green, Jonathan R & Lindsay	53-09-02-100-004.056-015	2309	1A	N	\$ -	\$ -	\$ -	\$ -	\$ 874.50	\$ -	\$ -	\$ 874.50	\$ 874.50
Rice, Deborah A	53-09-02-100-004.057-015	2309	1A	N	\$ -	\$ -	\$ -	\$ -	\$ 407.24	\$ -	\$ -	\$ 407.24	\$ 407.24
Baugh, Kyle L & Blair A	53-09-02-100-004.058-015	2309	1A	N	\$ -	\$ -	\$ -	\$ -	\$ 566.95	\$ -	\$ -	\$ 566.95	\$ 566.95
Shonk, Gregory & Bowden, Mica E	53-09-02-100-004.059-015	2309	1A	N	\$ -	\$ -	\$ -	\$ -	\$ 236.15	\$ -	\$ -	\$ 236.15	\$ 236.15
John E Byers LLC	53-09-01-209-045.000-015		1A	N	\$ -	\$ -	\$ -	\$ -	\$ -	\$ 346.93	\$ -	\$ 346.93	\$ 346.93
Sellers, Richard Lee	53-09-01-209-057.000-015		1A	N	\$ -	\$ -	\$ 345.00	\$ 345.00	\$ -	\$ -	\$ 767.31	\$ 767.31	\$ 422.31
Crow, Russell Dean & Shipley-crow , Lynn	53-09-12-201-036.000-015		1A	N	\$ -	\$ -	\$ -	\$ -	\$ 119.44	\$ -	\$ -	\$ 119.44	\$ 119.44
Harrison, Paul & Sarah	53-09-02-400-009.067-015	2309	1A	N	\$ -	\$ -	\$ -	\$ -	\$ 1,137.74	\$ -	\$ -	\$ 1,137.74	\$ 1,137.74
Szatkowski, Dea Kay	53-09-02-400-009.068-015	2309	1A	N	\$ -	\$ -	\$ -	\$ -	\$ 357.67	\$ -	\$ -	\$ 357.67	\$ 357.67
Woodbury, Shawn M & Wendy M	53-09-02-400-009.069-015	2309	1A	N	\$ -	\$ -	\$ -	\$ -	\$ 584.50	\$ -	\$ -	\$ 584.50	\$ 584.50
Lannan, Ronald & McKeen, Susan K	53-09-02-400-009.070-015	2309	1A	N	\$ -	\$ -	\$ -	\$ -	\$ 786.31	\$ -	\$ -	\$ 786.31	\$ 786.31
Jaeckel, Chad Richard & Stacey	53-09-02-400-009.071-015	2309	1A	N	\$ -	\$ -	\$ -	\$ -	\$ 742.42	\$ -	\$ -	\$ 742.42	\$ 742.42
Hahn, Boyd N & Mary Catherine	53-09-02-400-009.072-015	2309	1A	N	\$ -	\$ -	\$ -	\$ -	\$ 534.48	\$ -	\$ -	\$ 534.48	\$ 534.48

City of Bloomington

Area #1A: South-West Annexation Area - Circuit Breaker Impacts Analysis

Owner Name	Parcel #	Waiver	Annexation Area	AG	Pre-Annex 1% CB Credits	Pre-Annex 2% CB Credits	Pre-Annex 65 & Over CB Credits	Pre-Annex Total CB Credits	Post-Annex 1% CB Credits	Post-Annex 2% CB Credits	Post-Annex 65 & Over CB Credits	Post-Annex Total CB Credits	Total Post-Annex CB Credits Increase
Davis, Kenneth L III & Imani L Largin	53-09-02-400-009.073-015	2309	1A	N	\$ -	\$ -	\$ -	\$ -	\$ 651.19	\$ -	\$ -	\$ 651.19	\$ 651.19
Goode, Jeffrey L	53-09-02-400-009.074-015	2309	1A	N	\$ -	\$ -	\$ -	\$ -	\$ -	\$ 777.71	\$ -	\$ 777.71	\$ 777.71
Kuhlman, James R & Thuong T Kuhlman-Vu	53-09-02-400-009.075-015	2309	1A	N	\$ -	\$ -	\$ -	\$ -	\$ 708.65	\$ -	\$ -	\$ 708.65	\$ 708.65
Key, Deandra L & Kinser, Jesse	53-09-02-400-009.076-015	2309	1A	N	\$ -	\$ -	\$ -	\$ -	\$ 627.93	\$ -	\$ -	\$ 627.93	\$ 627.93
Lawrie, Steven D & McEwen, Karen L	53-09-02-400-009.077-015	2309	1A	N	\$ -	\$ -	\$ -	\$ -	\$ 547.64	\$ -	\$ -	\$ 547.64	\$ 547.64
Ball, Dennis James & Nikki Jenise Sanchez-Figueroa, Noel & Norma Garrafa	53-09-02-400-009.078-015	2309	1A	N	\$ -	\$ -	\$ -	\$ -	\$ 196.53	\$ -	\$ -	\$ 196.53	\$ 196.53
Perez, Roberto	53-09-02-400-009.079-015	2309	1A	N	\$ -	\$ -	\$ -	\$ -	\$ -	\$ -	\$ -	\$ -	\$ -
Lee, J Carlyle & Nina B Revocable Trust	53-09-02-400-009.080-015	2309	1A	N	\$ -	\$ -	\$ -	\$ -	\$ 401.98	\$ -	\$ -	\$ 401.98	\$ 401.98
Mann, Julia A	53-09-02-400-009.138-015	2309	1A	N	\$ -	\$ -	\$ -	\$ -	\$ 820.53	\$ -	\$ -	\$ 820.53	\$ 820.53
Downard, Jesse J & Dedra A Cole	53-09-02-400-009.139-015	2309	1A	N	\$ -	\$ -	\$ -	\$ -	\$ 701.19	\$ -	\$ -	\$ 701.19	\$ 701.19
Gerwig, Mark K	53-09-02-400-009.140-015	2309	1A	N	\$ -	\$ -	\$ -	\$ -	\$ 148.71	\$ -	\$ -	\$ 148.71	\$ 148.71
Davey, Erin L & James C Wojan	53-09-02-400-009.141-015	2309	1A	N	\$ -	\$ -	\$ -	\$ -	\$ 961.79	\$ -	\$ -	\$ 961.79	\$ 961.79
Schettler, Stephen J	53-09-02-400-009.142-015	2309	1A	N	\$ -	\$ -	\$ -	\$ -	\$ 910.47	\$ -	\$ -	\$ 910.47	\$ 910.47
Zerr, Robert M & Deborah L	53-09-02-400-009.143-015	2309	1A	N	\$ -	\$ -	\$ -	\$ -	\$ 656.44	\$ -	\$ -	\$ 656.44	\$ 656.44
Brucker, Gabriel B & Courtney Barnett, William D & Rebecca S	53-09-02-400-009.144-015	2309	1A	N	\$ -	\$ -	\$ -	\$ -	\$ 865.73	\$ -	\$ -	\$ 865.73	\$ 865.73
Hussain, Tassawar	53-09-02-400-009.145-015	2309	1A	N	\$ -	\$ -	\$ -	\$ -	\$ 856.50	\$ -	\$ -	\$ 856.50	\$ 856.50
Doig, Michael & Wendy	53-09-02-400-009.146-015	2309	1A	N	\$ -	\$ -	\$ -	\$ -	\$ 678.82	\$ -	\$ -	\$ 678.82	\$ 678.82
Phelps, Michael W & Tina S	53-09-02-400-009.147-015	2309	1A	N	\$ -	\$ -	\$ -	\$ -	\$ 929.04	\$ -	\$ -	\$ 929.04	\$ 929.04
Hero, Ashley	53-09-02-400-009.148-015	2309	1A	N	\$ -	\$ -	\$ -	\$ -	\$ 487.53	\$ -	\$ -	\$ 487.53	\$ 487.53
Reynolds, James H & Margaret R	53-09-02-400-009.149-015	2309	1A	N	\$ -	\$ -	\$ -	\$ -	\$ 801.65	\$ -	\$ -	\$ 801.65	\$ 801.65
Jones, Charles Larry & Shirley E	53-09-01-202-005.000-015		1A	N	\$ -	\$ -	\$ -	\$ -	\$ -	\$ -	\$ -	\$ -	\$ -
Burks, John C & Janet L	53-09-01-302-010.000-015		1A	N	\$ -	\$ -	\$ 40.00	\$ 40.00	\$ -	\$ -	\$ 93.99	\$ 93.99	\$ 53.99
Lindsey, Mildred Maxine	53-09-01-211-038.000-015		1A	N	\$ -	\$ -	\$ -	\$ -	\$ -	\$ -	\$ -	\$ -	\$ -
Garrett, Joshua Kyle	53-09-01-211-032.000-015		1A	N	\$ -	\$ -	\$ 416.00	\$ 416.00	\$ -	\$ -	\$ 972.05	\$ 972.05	\$ 556.05
Bridges, William R & Marilyn B	53-09-01-210-011.000-015		1A	N	\$ -	\$ -	\$ 423.00	\$ 423.00	\$ -	\$ -	\$ 967.06	\$ 967.06	\$ 544.06
Arthur, Jessica K	53-09-01-211-026.000-015		1A	N	\$ -	\$ -	\$ -	\$ -	\$ -	\$ -	\$ -	\$ -	\$ -
Jordan, George B	53-09-01-209-049.000-015		1A	N	\$ -	\$ -	\$ -	\$ -	\$ -	\$ -	\$ -	\$ -	\$ -
Carnegie, Scott A & Stephanie R	53-09-01-211-008.000-015		1A	N	\$ -	\$ -	\$ -	\$ -	\$ -	\$ -	\$ -	\$ -	\$ -
McGlothlin, Kyle	53-09-02-301-001.000-015		1A	N	\$ -	\$ -	\$ -	\$ -	\$ -	\$ -	\$ -	\$ -	\$ -
Fox, Jennifer J	53-09-02-301-002.000-015		1A	N	\$ -	\$ -	\$ -	\$ -	\$ 215.07	\$ -	\$ -	\$ 215.07	\$ 215.07
Martin, Shayna K	53-09-02-202-013.000-015		1A	N	\$ -	\$ -	\$ -	\$ -	\$ 115.49	\$ -	\$ -	\$ 115.49	\$ 115.49
Myers, Charles H II	53-09-02-202-009.000-015		1A	N	\$ -	\$ -	\$ -	\$ -	\$ -	\$ -	\$ -	\$ -	\$ -
Rigsby, Arthur H Jr	53-09-02-202-014.000-015		1A	N	\$ -	\$ -	\$ -	\$ -	\$ 87.41	\$ -	\$ -	\$ 87.41	\$ 87.41
Stewart, Amy M	53-09-02-202-021.000-015		1A	N	\$ -	\$ -	\$ -	\$ -	\$ -	\$ 428.78	\$ -	\$ 428.78	\$ 428.78
Knight, Patricia	53-09-02-202-011.000-015		1A	N	\$ -	\$ -	\$ 170.00	\$ 170.00	\$ -	\$ -	\$ 754.51	\$ 754.51	\$ 584.51
Roane, Scott A & Jenise A	53-09-02-202-023.000-015	1721	1A	N	\$ -	\$ -	\$ -	\$ -	\$ -	\$ -	\$ -	\$ -	\$ -
OConnor, Eleanor Caldwell	53-09-02-202-028.000-015		1A	N	\$ -	\$ -	\$ -	\$ -	\$ 25.55	\$ -	\$ -	\$ 25.55	\$ 25.55
Adams, Chase A	53-09-02-202-007.000-015		1A	N	\$ -	\$ -	\$ -	\$ -	\$ 50.57	\$ -	\$ -	\$ 50.57	\$ 50.57
State Of Indiana	53-09-02-202-003.000-015		1A	N	\$ -	\$ -	\$ -	\$ -	\$ -	\$ -	\$ -	\$ -	\$ -
M & M Wiley Property LLC (1/4%) & Hays, Donald L & J Margie Revocable Living Tru	53-09-02-202-006.000-015		1A	N	\$ -	\$ -	\$ -	\$ -	\$ -	\$ -	\$ -	\$ -	\$ -
Candlewood Lane LLC	53-09-02-202-015.000-015		1A	N	\$ -	\$ -	\$ -	\$ -	\$ -	\$ -	\$ -	\$ -	\$ -
Carnegie, Scott A & Stephanie R	53-09-02-300-011.000-015		1A	N	\$ -	\$ -	\$ -	\$ -	\$ -	\$ -	\$ -	\$ -	\$ -
Cochrane, Clyde S III & Shari L Foust	53-09-02-300-094.000-015		1A	N	\$ -	\$ -	\$ -	\$ -	\$ -	\$ -	\$ -	\$ -	\$ -
	53-09-02-300-003.000-015		1A	N	\$ -	\$ -	\$ -	\$ -	\$ -	\$ -	\$ -	\$ -	\$ -
	53-09-02-300-044.000-015		1A	N	\$ -	\$ -	\$ -	\$ -	\$ -	\$ -	\$ -	\$ -	\$ -

City of Bloomington

Area #1A: South-West Annexation Area - Circuit Breaker Impacts Analysis

Owner Name	Parcel #	Waiver	Annexation Area	AG	Pre-Annex 1% CB Credits	Pre-Annex 2% CB Credits	Pre-Annex 65 & Over CB Credits	Pre-Annex Total CB Credits	Post-Annex 1% CB Credits	Post-Annex 2% CB Credits	Post-Annex 65 & Over CB Credits	Post-Annex Total CB Credits	Total Post-Annex CB Credits Increase
Camden, Barbara J	53-09-02-300-053.000-015		1A	N	\$ -	\$ -	\$ -	\$ -	\$ 217.29	\$ -	\$ -	\$ 217.29	\$ 217.29
Candlewood Lane LLC	53-09-02-300-054.000-015		1A	N	\$ -	\$ -	\$ -	\$ -	\$ -	\$ -	\$ -	\$ -	\$ -
Ball, Derrick J	53-04-36-302-007.000-011		1A	N	\$ -	\$ -	\$ -	\$ -	\$ -	\$ -	\$ -	\$ -	\$ -
Sinders, Christopher A; Sinderson, James E & Elizabeth	53-04-36-302-017.000-011		1A	N	\$ -	\$ 759.43	\$ -	\$ 759.43	\$ -	\$ 545.07	\$ -	\$ 545.07	\$ (214.36)
Board Of Commissioners Monroe County, The	53-04-36-302-016.000-011		1A	N	\$ -	\$ -	\$ -	\$ -	\$ -	\$ -	\$ -	\$ -	\$ -
Herendeen, Logan	53-04-36-303-045.000-011		1A	N	\$ -	\$ -	\$ -	\$ -	\$ 70.64	\$ -	\$ -	\$ 70.64	\$ 70.64
Shiflet, Peggy S	53-04-36-302-022.000-011		1A	N	\$ -	\$ -	\$ -	\$ -	\$ -	\$ -	\$ -	\$ -	\$ -
Cowden, Donald L Revocable Trust	53-04-36-400-022.000-011	1218	1A	N	\$ -	\$ -	\$ -	\$ -	\$ -	\$ -	\$ -	\$ -	\$ -
JSD Enterprises LLC	53-00-71-194-000.000-011	1218	1A	N	\$ -	\$ -	\$ -	\$ -	\$ -	\$ -	\$ -	\$ -	\$ -
Cowden, Donald L Revocable Trust	53-04-36-400-022.002-011	1218	1A	N	\$ -	\$ -	\$ -	\$ -	\$ -	\$ -	\$ -	\$ -	\$ -
Smock, Mary A	53-04-36-303-052.000-011		1A	N	\$ -	\$ -	\$ -	\$ -	\$ -	\$ -	\$ -	\$ -	\$ -
Weidner, Tamela S; & Walker, Pamela J & Walker, Terry L	53-04-36-302-019.000-011	2458	1A	N	\$ -	\$ -	\$ -	\$ -	\$ -	\$ -	\$ -	\$ -	\$ -
Wright, Chesley C. & Martha	53-04-36-303-062.000-011		1A	N	\$ -	\$ -	\$ 272.00	\$ 272.00	\$ -	\$ -	\$ 634.45	\$ 634.45	\$ 362.45
Riess, Kylie N	53-04-36-303-091.000-011		1A	N	\$ -	\$ -	\$ -	\$ -	\$ 66.24	\$ -	\$ -	\$ 66.24	\$ 66.24
Riggs, Burton E. & Barbara A.	53-04-36-303-014.000-011		1A	N	\$ -	\$ -	\$ 333.00	\$ 333.00	\$ -	\$ -	\$ 659.15	\$ 659.15	\$ 326.15
Strawn, Benjamin F	53-04-36-303-026.000-011		1A	N	\$ -	\$ -	\$ -	\$ -	\$ -	\$ -	\$ -	\$ -	\$ -
Sexton, Richard L & Beth Ann	53-04-36-303-061.000-011		1A	N	\$ -	\$ -	\$ -	\$ -	\$ 27.27	\$ -	\$ -	\$ 27.27	\$ 27.27
Dye, Edward R & Dye, Thomas J	53-09-12-201-045.000-015		1A	N	\$ -	\$ -	\$ -	\$ -	\$ -	\$ 327.40	\$ -	\$ 327.40	\$ 327.40
Kemp, Dustin & Conrad, Sara	53-09-01-213-033.000-015		1A	N	\$ -	\$ -	\$ -	\$ -	\$ -	\$ -	\$ -	\$ -	\$ -
Public Investment Corporation	53-09-12-400-028.000-015	1389	1A	N	\$ -	\$ -	\$ -	\$ -	\$ -	\$ -	\$ -	\$ -	\$ -
Shaffer, Shane D & Alyssa E	53-09-01-302-002.000-015		1A	N	\$ -	\$ -	\$ -	\$ -	\$ -	\$ 270.90	\$ -	\$ 270.90	\$ 270.90
Schooley, Scott B & April S	53-09-01-213-018.000-015		1A	N	\$ -	\$ -	\$ -	\$ -	\$ -	\$ -	\$ -	\$ -	\$ -
Peach, Nathan D & Randi R	53-09-01-211-035.000-015		1A	N	\$ -	\$ -	\$ -	\$ -	\$ 43.09	\$ -	\$ -	\$ 43.09	\$ 43.09
Public Investment Corp.	53-09-12-400-056.000-015		1A	N	\$ -	\$ -	\$ -	\$ -	\$ -	\$ -	\$ -	\$ -	\$ -
Lashbrooks, Laura Kay	53-09-01-213-040.000-015		1A	N	\$ -	\$ -	\$ -	\$ -	\$ -	\$ -	\$ -	\$ -	\$ -
Foret Claire Properties LLC	53-09-12-100-018.000-015	1151	1A	N	\$ -	\$ -	\$ -	\$ -	\$ -	\$ -	\$ -	\$ -	\$ -
Thomas, Harold J. & Joyce A.	53-09-01-212-002.000-015		1A	N	\$ -	\$ -	\$ 311.00	\$ 311.00	\$ -	\$ -	\$ 684.92	\$ 684.92	\$ 373.92
Grimes, Jennifer N	53-09-02-400-009.060-015	2309	1A	N	\$ -	\$ -	\$ -	\$ -	\$ 634.94	\$ -	\$ -	\$ 634.94	\$ 634.94
Knickerbocker, Sterling & Kathy L	53-09-02-400-009.061-015	2309	1A	N	\$ -	\$ -	\$ -	\$ -	\$ 635.39	\$ -	\$ -	\$ 635.39	\$ 635.39
Caballero Pizano, Miguel A & Caballero, Diana Aleman De	53-09-02-400-009.062-015	2309	1A	N	\$ -	\$ -	\$ -	\$ -	\$ 499.38	\$ -	\$ -	\$ 499.38	\$ 499.38
Alford, Laura A	53-09-02-100-004.063-015	2309	1A	N	\$ -	\$ -	\$ -	\$ -	\$ 677.95	\$ -	\$ -	\$ 677.95	\$ 677.95
Collins, David Christopher & Angela Sue	53-09-02-100-004.064-015	2309	1A	N	\$ -	\$ -	\$ -	\$ -	\$ 842.47	\$ -	\$ -	\$ 842.47	\$ 842.47
Silwal, Narayan	53-09-02-100-004.065-015	2309	1A	N	\$ -	\$ -	\$ -	\$ -	\$ 509.47	\$ -	\$ -	\$ 509.47	\$ 509.47
Kiser, Thomas A & Janet S	53-09-02-400-009.066-015	2309	1A	N	\$ -	\$ -	\$ -	\$ -	\$ 437.07	\$ -	\$ -	\$ 437.07	\$ 437.07
Vandeventer, Martie L	53-09-01-302-019.000-015		1A	N	\$ -	\$ -	\$ -	\$ -	\$ -	\$ -	\$ -	\$ -	\$ -
Bargo, Carolyn S	53-09-12-201-017.000-015		1A	N	\$ -	\$ -	\$ 94.00	\$ 94.00	\$ -	\$ -	\$ 513.69	\$ 513.69	\$ 419.69
Steury, Nickiah	53-09-01-209-021.000-015		1A	N	\$ -	\$ -	\$ -	\$ -	\$ -	\$ -	\$ -	\$ -	\$ -
Walker, Nicholas A & Bethany B	53-09-02-400-009.081-015	2309	1A	N	\$ -	\$ -	\$ -	\$ -	\$ -	\$ 655.44	\$ -	\$ 655.44	\$ 655.44
Dills, Adam C & Katlynn C	53-09-02-400-009.082-015	2309	1A	N	\$ -	\$ -	\$ -	\$ -	\$ 1,038.14	\$ -	\$ -	\$ 1,038.14	\$ 1,038.14
Brown, Andrew W & Bohan, Thomas W	53-09-02-400-009.083-015	2309	1A	N	\$ -	\$ -	\$ -	\$ -	\$ 798.59	\$ -	\$ -	\$ 798.59	\$ 798.59
Stonechase Homeowners Association, Inc	53-09-02-100-004.091-015	2309	1A	N	\$ -	\$ -	\$ -	\$ -	\$ -	\$ -	\$ -	\$ -	\$ -
Stonechase Homeowners Association, Inc	53-09-02-100-004.092-015	2309	1A	N	\$ -	\$ -	\$ -	\$ -	\$ -	\$ -	\$ -	\$ -	\$ -

City of Bloomington

Area #1A: South-West Annexation Area - Circuit Breaker Impacts Analysis

Owner Name	Parcel #	Waiver	Annexation Area	AG	Pre-Annex 1% CB Credits	Pre-Annex 2% CB Credits	Pre-Annex 65 & Over CB Credits	Pre-Annex Total CB Credits	Post-Annex 1% CB Credits	Post-Annex 2% CB Credits	Post-Annex 65 & Over CB Credits	Post-Annex Total CB Credits	Total Post-Annex CB Credits Increase
Stonechase Homeowners Association, Inc	53-09-02-100-004.093-015	2309	1A	N	\$ -	\$ -	\$ -	\$ -	\$ -	\$ -	\$ -	\$ -	\$ -
Stonechase Homeowners Association, Inc	53-09-02-100-004.094-015	2309	1A	N	\$ -	\$ -	\$ -	\$ -	\$ -	\$ -	\$ -	\$ -	\$ -
Stonechase Homeowners Association, Inc	53-09-02-100-004.095-015	2309	1A	N	\$ -	\$ -	\$ -	\$ -	\$ -	\$ -	\$ -	\$ -	\$ -
Stonechase Homeowners Association, Inc	53-09-02-100-004.096-015	2309	1A	N	\$ -	\$ -	\$ -	\$ -	\$ -	\$ -	\$ -	\$ -	\$ -
Stonechase Homeowners Association, Inc	53-09-02-100-004.097-015	2309	1A	N	\$ -	\$ -	\$ -	\$ -	\$ -	\$ -	\$ -	\$ -	\$ -
Stonechase Homeowners Association, Inc	53-09-02-100-004.098-015	2309	1A	N	\$ -	\$ -	\$ -	\$ -	\$ -	\$ -	\$ -	\$ -	\$ -
Stonechase Homeowners Association, Inc	53-09-02-100-004.099-015	2309	1A	N	\$ -	\$ -	\$ -	\$ -	\$ -	\$ -	\$ -	\$ -	\$ -
Morrow, John R & Christine A Morrow	53-09-02-400-009.150-015	2309	1A	N	\$ -	\$ -	\$ -	\$ -	\$ 581.87	\$ -	\$ -	\$ 581.87	\$ 581.87
Gupta, Abhishek & Amrutha Asthana	53-09-02-400-009.151-015	2309	1A	N	\$ -	\$ -	\$ -	\$ -	\$ -	\$ 780.35	\$ -	\$ 780.35	\$ 780.35
Bauer, Craig & Leigh Ann	53-09-02-400-009.152-015	2309	1A	N	\$ -	\$ -	\$ -	\$ -	\$ 626.18	\$ -	\$ -	\$ 626.18	\$ 626.18
Ames, Philip R & Romanyshak, Lesya	53-09-02-400-009.153-015	2309	1A	N	\$ -	\$ -	\$ -	\$ -	\$ 701.19	\$ -	\$ -	\$ 701.19	\$ 701.19
Degener, Kyle G & Courtney M	53-09-02-400-009.154-015	2309	1A	N	\$ -	\$ -	\$ -	\$ -	\$ 953.91	\$ -	\$ -	\$ 953.91	\$ 953.91
Fassino, John & Karen	53-09-02-400-009.155-015	2309	1A	N	\$ -	\$ -	\$ -	\$ -	\$ 724.90	\$ -	\$ -	\$ 724.90	\$ 724.90
Pirani, Badruddin & Ashley	53-09-02-400-009.156-015	2309	1A	N	\$ -	\$ -	\$ -	\$ -	\$ 720.93	\$ -	\$ -	\$ 720.93	\$ 720.93
Coons, Daniel & Lisa	53-09-02-400-009.157-015	2309	1A	N	\$ -	\$ -	\$ -	\$ -	\$ 1,175.46	\$ -	\$ -	\$ 1,175.46	\$ 1,175.46
Qiao, Yi	53-09-02-400-009.158-015	2309	1A	N	\$ -	\$ -	\$ -	\$ -	\$ 848.17	\$ -	\$ -	\$ 848.17	\$ 848.17
Taylor, Rodney J & Rebekah R	53-09-02-400-009.159-015	2309	1A	N	\$ -	\$ -	\$ -	\$ -	\$ 1,121.50	\$ -	\$ -	\$ 1,121.50	\$ 1,121.50
Wible, Ronald L & Sandra J	53-09-02-400-009.160-015	2309	1A	N	\$ -	\$ -	\$ -	\$ -	\$ 250.50	\$ -	\$ -	\$ 250.50	\$ 250.50
Ahmed, Mahbub; Laurel, Arjumand	53-09-02-400-009.161-015	2309	1A	N	\$ -	\$ -	\$ -	\$ -	\$ 911.36	\$ -	\$ -	\$ 911.36	\$ 911.36
McDaniel, Alvin & Peggy	53-09-02-101-004.000-015		1A	N	\$ -	\$ -	\$ 87.00	\$ 87.00	\$ -	\$ -	\$ -	\$ -	\$ (87.00)
John E Byers LLC	53-09-01-213-032.000-015		1A	N	\$ -	\$ -	\$ -	\$ -	\$ -	\$ 333.41	\$ -	\$ 333.41	\$ 333.41
Thompson, Raymond H. Jr. & Nancy Lee	53-09-02-400-009.162-015	2309	1A	N	\$ -	\$ -	\$ -	\$ -	\$ 340.56	\$ -	\$ -	\$ 340.56	\$ 340.56
Ragonese, Thomas M & Sarah M	53-09-02-400-009.163-015	2309	1A	N	\$ -	\$ -	\$ -	\$ -	\$ 895.11	\$ -	\$ -	\$ 895.11	\$ 895.11
Long, Thomas P & Karen A	53-09-02-400-009.164-015	2309	1A	N	\$ -	\$ -	\$ -	\$ -	\$ 427.44	\$ -	\$ -	\$ 427.44	\$ 427.44
Dalkilic, Mehmet M	53-09-02-400-009.165-015	2309	1A	N	\$ -	\$ -	\$ -	\$ -	\$ 743.76	\$ -	\$ -	\$ 743.76	\$ 743.76
Hutchinson, Christopher L & Krista N	53-09-02-400-009.166-015	2309	1A	N	\$ -	\$ -	\$ -	\$ -	\$ 427.44	\$ -	\$ -	\$ 427.44	\$ 427.44
Rayzor, Natalia & Jeffrey S	53-09-02-400-009.167-015	2309	1A	N	\$ -	\$ -	\$ -	\$ -	\$ 624.42	\$ -	\$ -	\$ 624.42	\$ 624.42
Jarman, James K	53-09-02-400-009.168-015	2309	1A	N	\$ -	\$ -	\$ -	\$ -	\$ 720.07	\$ -	\$ -	\$ 720.07	\$ 720.07
Perry, Fred W & Angela L	53-09-02-400-009.169-015	2309	1A	N	\$ -	\$ -	\$ -	\$ -	\$ 660.84	\$ -	\$ -	\$ 660.84	\$ 660.84
Moss, Kellie J	53-09-02-400-009.170-015	2309	1A	N	\$ -	\$ -	\$ -	\$ -	\$ 832.82	\$ -	\$ -	\$ 832.82	\$ 832.82
O'Brien, Dennis	53-09-01-300-005.000-015		1A	N	\$ -	\$ -	\$ -	\$ -	\$ -	\$ -	\$ -	\$ -	\$ -
McGlothlin, Johnny D; McGlothlin, Jerry D Sr; w/l/e McGlothlin, Betty Louise	53-09-01-209-069.000-015		1A	N	\$ -	\$ -	\$ -	\$ -	\$ -	\$ -	\$ -	\$ -	\$ -
Wagoner, Betty L	53-09-01-211-004.000-015		1A	N	\$ -	\$ -	\$ -	\$ -	\$ -	\$ -	\$ -	\$ -	\$ -
Lawmaster, Kathy C	53-09-01-213-009.000-015		1A	N	\$ -	\$ -	\$ -	\$ -	\$ 23.35	\$ -	\$ -	\$ 23.35	\$ 23.35
Ziaee, Yadi	53-09-02-100-008.000-015		1A	N	\$ -	\$ -	\$ -	\$ -	\$ -	\$ -	\$ -	\$ -	\$ -
Kniola, Juliette	53-09-01-211-024.000-015		1A	N	\$ -	\$ -	\$ -	\$ -	\$ 52.75	\$ -	\$ -	\$ 52.75	\$ 52.75

City of Bloomington

Area #1A: South-West Annexation Area - Circuit Breaker Impacts Analysis

Owner Name	Parcel #	Waiver	Annexation Area	AG	Pre-Annex 1% CB Credits	Pre-Annex 2% CB Credits	Pre-Annex 65 & Over CB Credits	Pre-Annex Total CB Credits	Post-Annex 1% CB Credits	Post-Annex 2% CB Credits	Post-Annex 65 & Over CB Credits	Post-Annex Total CB Credits	Total Post-Annex CB Credits Increase
Daniel, Charlotte Curry & The Charlotte Curry Daniel Brashaber Revocable Living	53-09-01-209-018.000-015		1A	N	\$ -	\$ -	\$ -	\$ -	\$ -	\$ 305.13	\$ -	\$ 305.13	\$ 305.13
LSF9 MASTER PARTICIPATION TRUST	53-09-01-302-009.000-015		1A	N	\$ -	\$ -	\$ -	\$ -	\$ -	\$ 247.56	\$ -	\$ 247.56	\$ 247.56
Dougan, Susan J	53-09-01-209-062.000-015		1A	N	\$ -	\$ -	\$ -	\$ -	\$ -	\$ -	\$ -	\$ -	\$ -
Mosier, Bonnie R	53-09-01-209-016.000-015		1A	N	\$ -	\$ -	\$ 523.00	\$ 523.00	\$ -	\$ -	\$ -	\$ -	\$ (523.00)
Allen, Marlys E & Michael D	53-04-36-303-015.000-011		1A	N	\$ -	\$ -	\$ -	\$ -	\$ 99.63	\$ -	\$ -	\$ 99.63	\$ 99.63
Town Of Ellettsville Board Of Trustees	53-04-36-100-031.000-011		1A	N	\$ -	\$ -	\$ -	\$ -	\$ -	\$ -	\$ -	\$ -	\$ -
Monroe County Commissioners	53-04-25-300-012.000-011		1A	N	\$ -	\$ -	\$ -	\$ -	\$ -	\$ -	\$ -	\$ -	\$ -
EN Investments LLC	53-04-36-100-040.000-011		1A	N	\$ -	\$ 9,380.77	\$ -	\$ 9,380.77	\$ -	\$ 6,732.91	\$ -	\$ 6,732.91	\$ (2,647.87)
Board Of Commissioners Of Monroe Co	53-04-36-100-028.000-011		1A	N	\$ -	\$ -	\$ -	\$ -	\$ -	\$ -	\$ -	\$ -	\$ -
Pridemore, Diana	53-04-36-301-014.000-011		1A	N	\$ -	\$ -	\$ -	\$ -	\$ -	\$ -	\$ -	\$ -	\$ -
Johnson, William L & Marilyn	53-04-36-303-068.000-011	2457	1A	N	\$ -	\$ -	\$ -	\$ -	\$ -	\$ -	\$ -	\$ -	\$ -
Hoesman, Debra R	53-04-36-303-084.000-011		1A	N	\$ -	\$ -	\$ 426.00	\$ 426.00	\$ 17.08	\$ -	\$ -	\$ 17.08	\$ (408.92)
Orman, James B & Kara L	53-04-36-303-019.000-011		1A	N	\$ -	\$ -	\$ -	\$ -	\$ 167.29	\$ -	\$ -	\$ 167.29	\$ 167.29
Huntoon, Harry E & Marilyn L	53-04-36-303-108.000-011		1A	N	\$ -	\$ -	\$ -	\$ -	\$ 63.19	\$ -	\$ -	\$ 63.19	\$ 63.19
State Of Indiana	53-04-35-400-003.000-011		1A	N	\$ -	\$ -	\$ -	\$ -	\$ -	\$ -	\$ -	\$ -	\$ -
Foster, Chris	53-04-36-200-001.000-011		1A	N	\$ -	\$ 247.44	\$ -	\$ 247.44	\$ -	\$ 177.59	\$ -	\$ 177.59	\$ (69.84)
Dalton, Jessica L	53-04-36-100-020.000-011	1156	1A	N	\$ -	\$ -	\$ -	\$ -	\$ 45.44	\$ -	\$ -	\$ 45.44	\$ 45.44
Board Of Commissioners Monroe County, The	53-04-36-400-024.000-011		1A	N	\$ -	\$ -	\$ -	\$ -	\$ -	\$ -	\$ -	\$ -	\$ -
Highland Faith Assembly Of God, Trustees Of	53-04-35-400-007.000-011	2507	1A	N	\$ -	\$ -	\$ -	\$ -	\$ -	\$ -	\$ -	\$ -	\$ -
Oeding, Sheila K	53-04-36-100-026.000-011		1A	N	\$ -	\$ -	\$ 264.00	\$ 264.00	\$ -	\$ -	\$ 663.59	\$ 663.59	\$ 399.59
Axsom, William L & Kathleen	53-09-01-211-037.000-015		1A	N	\$ -	\$ -	\$ -	\$ -	\$ -	\$ -	\$ -	\$ -	\$ -
Kay, Hannah R	53-09-01-213-015.000-015		1A	N	\$ -	\$ -	\$ -	\$ -	\$ -	\$ -	\$ -	\$ -	\$ -
Heckard, Casey	53-09-01-211-018.000-015		1A	N	\$ -	\$ -	\$ -	\$ -	\$ -	\$ -	\$ -	\$ -	\$ -
Whitehall Associates	53-09-01-100-034.000-015		1A	N	\$ -	\$ -	\$ -	\$ -	\$ -	\$ -	\$ -	\$ -	\$ -
Mirwec Film, Inc.	53-09-01-101-001.000-015		1A	N	\$ -	\$ -	\$ -	\$ -	\$ -	\$ -	\$ -	\$ -	\$ -
Autovest LLC	53-09-01-101-003.000-015		1A	N	\$ -	\$ -	\$ -	\$ -	\$ -	\$ -	\$ -	\$ -	\$ -
Autovest II LLC	53-09-01-101-002.000-015		1A	N	\$ -	\$ -	\$ -	\$ -	\$ -	\$ -	\$ -	\$ -	\$ -
Board Of Commissioners Monroe Co	53-09-01-100-001.000-015		1A	N	\$ -	\$ -	\$ -	\$ -	\$ -	\$ -	\$ -	\$ -	\$ -
Cage, Leah M	53-09-01-210-003.000-015		1A	N	\$ -	\$ -	\$ -	\$ -	\$ -	\$ -	\$ -	\$ -	\$ -
Martin, James F. & Susan M.	53-09-02-300-004.000-015		1A	N	\$ -	\$ -	\$ -	\$ -	\$ -	\$ -	\$ -	\$ -	\$ -
Bruce, Rex A. & Norma J.	53-09-01-209-071.000-015		1A	N	\$ -	\$ -	\$ 192.00	\$ 192.00	\$ -	\$ -	\$ -	\$ -	\$ (192.00)
Lean On Me Properties LLC	53-09-01-213-043.000-015		1A	N	\$ -	\$ -	\$ -	\$ -	\$ -	\$ 354.69	\$ -	\$ 354.69	\$ 354.69
Haney, Frank T & Katherine E	53-09-01-213-008.000-015		1A	N	\$ -	\$ -	\$ -	\$ -	\$ -	\$ -	\$ -	\$ -	\$ -
Sierra, Mireya Rivera	53-09-01-213-023.000-015		1A	N	\$ -	\$ -	\$ -	\$ -	\$ -	\$ -	\$ -	\$ -	\$ -
Mundy, Zachariah J	53-09-01-213-041.000-015		1A	N	\$ -	\$ -	\$ -	\$ -	\$ -	\$ -	\$ -	\$ -	\$ -
The Revocable Trust Agreement of Mobley, Joan	53-09-01-300-044.000-015		1A	N	\$ -	\$ -	\$ -	\$ -	\$ -	\$ 339.17	\$ -	\$ 339.17	\$ 339.17
Webster, Gregory B	53-09-11-100-005.000-015		1A	N	\$ -	\$ -	\$ -	\$ -	\$ -	\$ -	\$ -	\$ -	\$ -
Gentry Services LLC	53-09-02-200-178.000-015		1A	N	\$ -	\$ -	\$ -	\$ -	\$ -	\$ -	\$ -	\$ -	\$ -
Gentry Services LLC	53-09-02-300-093.000-015		1A	Y	\$ -	\$ -	\$ -	\$ -	\$ -	\$ -	\$ -	\$ -	\$ -
Mohney Homes Inc.	53-09-02-200-174.000-015	2037	1A	N	\$ -	\$ -	\$ -	\$ -	\$ -	\$ -	\$ -	\$ -	\$ -
Shaw, Robert V & Nancy L	53-09-11-100-002.000-015		1A	N	\$ -	\$ -	\$ -	\$ -	\$ -	\$ -	\$ -	\$ -	\$ -
Western Liberty LLC	53-09-12-101-012.000-015		1A	N	\$ -	\$ -	\$ -	\$ -	\$ -	\$ -	\$ -	\$ -	\$ -
Dewar, Valerie J	53-09-01-210-001.000-015		1A	N	\$ -	\$ -	\$ -	\$ -	\$ -	\$ 354.69	\$ -	\$ 354.69	\$ 354.69
Lee, William R Jr & Amy D	53-09-02-201-005.000-015	1805	1A	N	\$ -	\$ -	\$ -	\$ -	\$ 153.23	\$ -	\$ -	\$ 153.23	\$ 153.23

City of Bloomington

Area #1A: South-West Annexation Area - Circuit Breaker Impacts Analysis

Owner Name	Parcel #	Waiver	Annexation Area	AG	Pre-Annex 1% CB Credits	Pre-Annex 2% CB Credits	Pre-Annex 65 & Over CB Credits	Pre-Annex Total CB Credits	Post-Annex 1% CB Credits	Post-Annex 2% CB Credits	Post-Annex 65 & Over CB Credits	Post-Annex Total CB Credits	Total Post-Annex CB Credits Increase
Shahadey, Michael A & Melissa	53-09-02-201-006.000-015	1673	1A	N	\$ -	\$ -	\$ -	\$ -	\$ -	\$ -	\$ -	\$ -	\$ -
McGlasson, Jorja	53-09-02-201-001.000-015		1A	N	\$ -	\$ -	\$ -	\$ -	\$ 258.09	\$ -	\$ -	\$ 258.09	\$ 258.09
Junken, Jedidiah D & Melissa J	53-09-02-201-012.000-015	1673	1A	N	\$ -	\$ -	\$ -	\$ -	\$ 190.07	\$ -	\$ -	\$ 190.07	\$ 190.07
Loar, Bradley S & Valenda L	53-09-02-201-010.000-015		1A	N	\$ -	\$ -	\$ -	\$ -	\$ -	\$ -	\$ -	\$ -	\$ -
Clemens, Kevin	53-09-02-201-002.000-015		1A	N	\$ -	\$ -	\$ -	\$ -	\$ 46.61	\$ -	\$ -	\$ 46.61	\$ 46.61
Younger, April K	53-09-02-201-015.000-015	2412	1A	N	\$ -	\$ -	\$ -	\$ -	\$ -	\$ -	\$ -	\$ -	\$ -
Huter, Thomas B & Sharon K	53-09-02-201-004.000-015		1A	N	\$ -	\$ -	\$ -	\$ -	\$ -	\$ 398.99	\$ -	\$ 398.99	\$ 398.99
Porter, Diana L	53-09-02-201-009.000-015		1A	N	\$ -	\$ -	\$ -	\$ -	\$ -	\$ -	\$ -	\$ -	\$ -
Wagner, Rune & Jessica	53-09-02-400-009.171-015	2309	1A	N	\$ -	\$ -	\$ -	\$ -	\$ 693.30	\$ -	\$ -	\$ 693.30	\$ 693.30
Pienkos, Jules E & Sarah E	53-09-02-400-009.172-015	2309	1A	N	\$ -	\$ -	\$ -	\$ -	\$ 716.99	\$ -	\$ -	\$ 716.99	\$ 716.99
Bramwell, Michann A & Orville D	53-09-02-400-009.173-015	2309	1A	N	\$ -	\$ -	\$ -	\$ -	\$ 879.33	\$ -	\$ -	\$ 879.33	\$ 879.33
Nowacky, Elliott Carson	53-09-02-400-009.174-015	2309	1A	N	\$ -	\$ -	\$ -	\$ -	\$ 657.33	\$ -	\$ -	\$ 657.33	\$ 657.33
Thomas, Carven & Lisa	53-09-02-400-009.175-015	2309	1A	N	\$ -	\$ -	\$ -	\$ -	\$ 725.76	\$ -	\$ -	\$ 725.76	\$ 725.76
Seymour, Kenneth A Jr & Rhonda J	53-09-02-400-009.176-015	2309	1A	N	\$ -	\$ -	\$ -	\$ -	\$ 839.39	\$ -	\$ -	\$ 839.39	\$ 839.39
Peterson, Christopher Todd & Arlene D	53-09-02-400-009.177-015	2309	1A	N	\$ -	\$ -	\$ -	\$ -	\$ 628.36	\$ -	\$ -	\$ 628.36	\$ 628.36
Ligmanowski, Lacey	53-09-02-400-009.178-015	2309	1A	N	\$ -	\$ -	\$ -	\$ -	\$ 764.82	\$ -	\$ -	\$ 764.82	\$ 764.82
Pandolfo, William & Selina	53-09-02-400-009.179-015	2309	1A	N	\$ -	\$ -	\$ -	\$ -	\$ 443.23	\$ -	\$ -	\$ 443.23	\$ 443.23
Hill, Larry E Jr & Jennifer R	53-09-02-400-009.180-015	2309	1A	N	\$ -	\$ -	\$ -	\$ -	\$ 737.16	\$ -	\$ -	\$ 737.16	\$ 737.16
Freeman, James R & Croy, Samantha	53-09-02-400-009.181-015	2309	1A	N	\$ -	\$ -	\$ -	\$ -	\$ 431.82	\$ -	\$ -	\$ 431.82	\$ 431.82
Stonechase Homeowners Association, Inc	53-09-02-400-009.996-015	2309	1A	N	\$ -	\$ -	\$ -	\$ -	\$ -	\$ -	\$ -	\$ -	\$ -
Stonechase Homeowners Association, Inc	53-09-02-400-009.997-015	2309	1A	N	\$ -	\$ -	\$ -	\$ -	\$ -	\$ -	\$ -	\$ -	\$ -
Stonechase Homeowners Association, Inc	53-09-02-400-009.998-015	2309	1A	N	\$ -	\$ -	\$ -	\$ -	\$ -	\$ -	\$ -	\$ -	\$ -
Stonechase Homeowners Association, Inc	53-09-02-400-009.999-015	2309	1A	N	\$ -	\$ -	\$ -	\$ -	\$ -	\$ -	\$ -	\$ -	\$ -
Stonechase Homeowners Association, Inc	53-09-02-400-009.000-015	2309	1A	N	\$ -	\$ -	\$ -	\$ -	\$ -	\$ -	\$ -	\$ -	\$ -
Shertzer, Kenneth L	53-09-01-210-008.000-015		1A	N	\$ -	\$ -	\$ -	\$ -	\$ -	\$ -	\$ -	\$ -	\$ -
Fox, Fraya J	53-09-12-201-042.000-015		1A	N	\$ -	\$ -	\$ -	\$ -	\$ -	\$ -	\$ -	\$ -	\$ -
Winks, Gregory J Sr & Vickie L Winks Revocable Living Trust	53-09-01-212-003.000-015		1A	N	\$ -	\$ -	\$ -	\$ -	\$ -	\$ -	\$ 563.70	\$ 563.70	\$ 563.70
Whaley, Teri S	53-09-02-101-012.000-015		1A	N	\$ -	\$ -	\$ -	\$ -	\$ 265.53	\$ -	\$ -	\$ 265.53	\$ 265.53
Nguyen, Thanh V & Ha N	53-09-02-100-003.100-015	2309	1A	N	\$ -	\$ -	\$ -	\$ -	\$ 442.78	\$ -	\$ -	\$ 442.78	\$ 442.78
Stinson, Jon P & Ashley S	53-09-02-100-003.101-015	2309	1A	N	\$ -	\$ -	\$ -	\$ -	\$ 577.47	\$ -	\$ -	\$ 577.47	\$ 577.47
Sejmanovic, Enver & Gleda	53-09-02-100-003.102-015	2309	1A	N	\$ -	\$ -	\$ -	\$ -	\$ 593.70	\$ -	\$ -	\$ 593.70	\$ 593.70
Fulk, William D & Sarah L Revocable Living Trust	53-09-02-100-003.103-015	2309	1A	N	\$ -	\$ -	\$ -	\$ -	\$ 743.74	\$ -	\$ -	\$ 743.74	\$ 743.74
Romoser, Amy	53-09-02-100-003.104-015	2309	1A	N	\$ -	\$ -	\$ -	\$ -	\$ 877.99	\$ -	\$ -	\$ 877.99	\$ 877.99
Amerigas, Propane L P	53-09-12-100-014.000-015		1A	N	\$ -	\$ -	\$ -	\$ -	\$ -	\$ -	\$ -	\$ -	\$ -
Jackson, Ross A & Arlena F	53-09-01-209-030.000-015		1A	N	\$ -	\$ -	\$ -	\$ -	\$ 12.83	\$ -	\$ -	\$ 12.83	\$ 12.83
Public Investment Corporation	53-09-12-200-019.000-015		1A	N	\$ -	\$ -	\$ -	\$ -	\$ -	\$ -	\$ -	\$ -	\$ -
Board Of Commissioners Monroe County, The	53-09-12-200-020.000-015		1A	N	\$ -	\$ -	\$ -	\$ -	\$ -	\$ -	\$ -	\$ -	\$ -
Newforth, Craig & Marcia	53-09-12-200-015.000-015		1A	N	\$ -	\$ -	\$ -	\$ -	\$ -	\$ 213.76	\$ -	\$ 213.76	\$ 213.76
McGee, Louis M Jr Revocable Trust	53-09-01-209-076.000-015		1A	N	\$ -	\$ -	\$ -	\$ -	\$ 151.92	\$ -	\$ -	\$ 151.92	\$ 151.92
Crow, Marie Yvonne	53-09-12-201-025.000-015		1A	N	\$ -	\$ -	\$ -	\$ -	\$ -	\$ -	\$ -	\$ -	\$ -
Lopez, Linda	53-09-01-211-019.000-015		1A	N	\$ -	\$ -	\$ -	\$ -	\$ -	\$ -	\$ -	\$ -	\$ -
Public Investment Corporation	53-09-12-200-027.000-015		1A	N	\$ -	\$ -	\$ -	\$ -	\$ -	\$ -	\$ -	\$ -	\$ -

City of Bloomington

Area #1A: South-West Annexation Area - Circuit Breaker Impacts Analysis

Owner Name	Parcel #	Waiver	Annexation Area	AG	Pre-Annex 1% CB Credits	Pre-Annex 2% CB Credits	Pre-Annex 65 & Over CB Credits	Pre-Annex Total CB Credits	Post-Annex 1% CB Credits	Post-Annex 2% CB Credits	Post-Annex 65 & Over CB Credits	Post-Annex Total CB Credits	Total Post-Annex CB Credits Increase
Thompson, David A	53-09-12-200-026.000-015	2138	1A	N	\$ -	\$ -	\$ -	\$ -	\$ -	\$ 151.69	\$ -	\$ 151.69	\$ 151.69
Cullison, Jacqueline L	53-09-01-202-011.000-015		1A	N	\$ -	\$ -	\$ -	\$ -	\$ -	\$ -	\$ -	\$ -	\$ -
Ridge, Scott D & Loretta S	53-09-02-101-013.000-015		1A	N	\$ -	\$ -	\$ -	\$ -	\$ 97.06	\$ -	\$ -	\$ 97.06	\$ 97.06
Walker, Joyce Ann	53-09-01-211-006.000-015		1A	N	\$ -	\$ -	\$ -	\$ -	\$ -	\$ 226.28	\$ -	\$ 226.28	\$ 226.28
McGarvey, Michelle	53-09-02-200-004.000-015		1A	N	\$ -	\$ -	\$ -	\$ -	\$ -	\$ -	\$ -	\$ -	\$ -
Cassani, Reinaldo & Tabitha Truax	53-09-01-300-018.000-015		1A	N	\$ -	\$ -	\$ -	\$ -	\$ -	\$ -	\$ -	\$ -	\$ -
Commons, @ Curry Homeowners	53-09-01-304-020.000-015		1A	N	\$ -	\$ -	\$ -	\$ -	\$ -	\$ -	\$ -	\$ -	\$ -
King, David F & Turpin, Kathy Jo	53-09-02-100-024.000-015		1A	N	\$ -	\$ -	\$ -	\$ -	\$ -	\$ -	\$ -	\$ -	\$ -
Gray, David M. & Virginia L.	53-09-01-302-018.000-015		1A	N	\$ -	\$ -	\$ -	\$ -	\$ -	\$ -	\$ -	\$ -	\$ -
Miller, Richard A & Sandra J	53-09-01-211-016.000-015		1A	N	\$ -	\$ -	\$ -	\$ -	\$ 38.70	\$ -	\$ -	\$ 38.70	\$ 38.70
Vanarsdale, Bryan C & Allison	53-09-01-211-042.000-015	1792	1A	N	\$ -	\$ -	\$ -	\$ -	\$ -	\$ -	\$ -	\$ -	\$ -
Robinson, Patricia Sue	53-09-01-209-025.000-015		1A	N	\$ -	\$ -	\$ -	\$ -	\$ -	\$ -	\$ -	\$ -	\$ -
Smith, Robert B	53-09-11-100-001.000-015		1A	N	\$ -	\$ -	\$ -	\$ -	\$ -	\$ 187.23	\$ -	\$ 187.23	\$ 187.23
Hieftje, Jacob S	53-09-01-211-022.000-015		1A	N	\$ -	\$ -	\$ -	\$ -	\$ -	\$ -	\$ -	\$ -	\$ -
Grossnickle, Pamela Lynn	53-09-01-209-005.000-015		1A	N	\$ -	\$ -	\$ -	\$ -	\$ -	\$ -	\$ -	\$ -	\$ -
McConnell, Joyce A	53-09-01-202-026.000-015		1A	N	\$ -	\$ -	\$ 439.00	\$ 439.00	\$ -	\$ -	\$ 961.10	\$ 961.10	\$ 522.10
Halliday, Anthony R	53-09-12-201-029.000-015		1A	N	\$ -	\$ -	\$ -	\$ -	\$ -	\$ -	\$ -	\$ -	\$ -
City Of Bloomington	53-04-36-202-003.000-011		1A	N	\$ -	\$ -	\$ -	\$ -	\$ -	\$ -	\$ -	\$ -	\$ -
Floyd, Steve L & Janet L	53-04-36-303-082.000-011		1A	N	\$ -	\$ 926.72	\$ -	\$ 926.72	\$ -	\$ 665.14	\$ -	\$ 665.14	\$ (261.58)
Oshkosh LLC	53-04-36-203-001.000-011		1A	N	\$ -	\$ -	\$ -	\$ -	\$ -	\$ -	\$ -	\$ -	\$ -
Oshkosh LLC	53-04-36-204-002.000-011		1A	N	\$ -	\$ -	\$ -	\$ -	\$ -	\$ -	\$ -	\$ -	\$ -
Mackinac LLC	53-04-36-204-001.000-011		1A	N	\$ -	\$ -	\$ -	\$ -	\$ -	\$ -	\$ -	\$ -	\$ -
Dillman, Mary Lynn	53-04-36-303-067.000-011		1A	N	\$ -	\$ -	\$ -	\$ -	\$ -	\$ -	\$ -	\$ -	\$ -
Moore, Ryan David	53-04-36-301-017.000-011		1A	N	\$ -	\$ -	\$ -	\$ -	\$ -	\$ 493.02	\$ 493.02	\$ 493.02	\$ 493.02
Garden Hill Mobile Home Park LLC	53-04-36-100-039.000-011		1A	N	\$ -	\$ 17,434.11	\$ -	\$ 17,434.11	\$ -	\$ 12,513.06	\$ -	\$ 12,513.06	\$ (4,921.04)
Board Of Commissioners Of	53-04-36-100-010.000-011		1A	N	\$ -	\$ -	\$ -	\$ -	\$ -	\$ -	\$ -	\$ -	\$ -
Allgood, Thomas J Jr	53-04-36-302-001.000-011		1A	N	\$ -	\$ -	\$ -	\$ -	\$ -	\$ -	\$ -	\$ -	\$ -
Losee, Daryl D & Sherri G	53-04-36-303-033.000-011		1A	N	\$ -	\$ -	\$ -	\$ -	\$ 24.12	\$ -	\$ -	\$ 24.12	\$ 24.12
Stoneridge Baptist Church Inc	53-04-36-400-023.000-011		1A	N	\$ -	\$ -	\$ -	\$ -	\$ -	\$ -	\$ -	\$ -	\$ -
MacKay, Dr Allan A	53-04-36-400-012.000-011		1A	N	\$ -	\$ -	\$ -	\$ -	\$ -	\$ -	\$ -	\$ -	\$ -
Board Of Commissioners Monroe County, The	53-04-36-400-011.000-011		1A	N	\$ -	\$ -	\$ -	\$ -	\$ -	\$ -	\$ -	\$ -	\$ -
Moore, David A; Bultman, Marilyn J; & Moore, Eric J; W/L/E Moore, Mary E	53-04-36-302-008.000-011		1A	N	\$ -	\$ -	\$ 106.00	\$ 106.00	\$ -	\$ -	\$ 231.99	\$ 231.99	\$ 125.99
Massey, Christopher	53-04-36-303-047.000-011		1A	N	\$ -	\$ 713.52	\$ -	\$ 713.52	\$ -	\$ 512.12	\$ -	\$ 512.12	\$ (201.40)
Monroe County Board of Commissioners	53-04-25-400-022.000-011	2293	1A	N	\$ -	\$ -	\$ -	\$ -	\$ -	\$ -	\$ -	\$ -	\$ -
Acacia Investments LLC & Texin LLC	53-04-25-400-020.000-011		1A	N	\$ -	\$ -	\$ -	\$ -	\$ -	\$ -	\$ -	\$ -	\$ -
Highland Village Church Of Christ, Trustees Of	53-04-36-300-001.001-011		1A	N	\$ -	\$ -	\$ -	\$ -	\$ -	\$ -	\$ -	\$ -	\$ -
Board Of Commissioners Of	53-09-01-100-041.000-015		1A	N	\$ -	\$ -	\$ -	\$ -	\$ -	\$ -	\$ -	\$ -	\$ -
Baxter Pharmaceutical Solu- Tions LLC Atn Knudsen Tx Dept	53-09-01-100-040.000-015		1A	N	\$ -	\$ -	\$ -	\$ -	\$ -	\$ -	\$ -	\$ -	\$ -
Brinegar, Maurice	53-09-01-209-046.000-015	1771	1A	N	\$ -	\$ -	\$ 205.00	\$ 205.00	\$ -	\$ -	\$ 617.20	\$ 617.20	\$ 412.20
Small Town Properties LLC	53-09-01-213-036.000-015		1A	N	\$ -	\$ -	\$ -	\$ -	\$ -	\$ 304.13	\$ -	\$ 304.13	\$ 304.13
James, Nusawan	53-09-01-202-030.000-015		1A	N	\$ -	\$ -	\$ -	\$ -	\$ -	\$ 297.19	\$ -	\$ 297.19	\$ 297.19
Myers, Dale	53-09-11-100-004.000-015		1A	N	\$ -	\$ -	\$ -	\$ -	\$ -	\$ -	\$ -	\$ -	\$ -
Monroe Co Community School Corp	53-09-11-103-011.000-015	1437	1A	N	\$ -	\$ -	\$ -	\$ -	\$ -	\$ -	\$ -	\$ -	\$ -
Calhoun, Erin	53-09-11-102-026.000-015	2189	1A	N	\$ -	\$ -	\$ -	\$ -	\$ 164.20	\$ -	\$ -	\$ 164.20	\$ 164.20
Mitchner, Jennifer J & Rick L	53-09-11-102-027.000-015	2064	1A	N	\$ -	\$ -	\$ -	\$ -	\$ 218.15	\$ -	\$ -	\$ 218.15	\$ 218.15

City of Bloomington

Area #1A: South-West Annexation Area - Circuit Breaker Impacts Analysis

Owner Name	Parcel #	Waiver	Annexation Area	AG	Pre-Annex 1% CB Credits	Pre-Annex 2% CB Credits	Pre-Annex 65 & Over CB Credits	Pre-Annex Total CB Credits	Post-Annex 1% CB Credits	Post-Annex 2% CB Credits	Post-Annex 65 & Over CB Credits	Post-Annex Total CB Credits	Total Post-Annex CB Credits Increase
Young, Michael J	53-09-11-102-015.000-015	1746	1A	N	\$ -	\$ -	\$ -	\$ -	\$ 211.13	\$ -	\$ -	\$ 211.13	\$ 211.13
Piercy, Joseph F & Marcilla A	53-09-11-102-010.000-015	1743	1A	N	\$ -	\$ -	\$ -	\$ -	\$ 212.87	\$ -	\$ -	\$ 212.87	\$ 212.87
Martin, Aleksandr B & Elizabeth A	53-09-11-102-017.000-015	1693	1A	N	\$ -	\$ -	\$ -	\$ -	\$ 134.94	\$ -	\$ -	\$ 134.94	\$ 134.94
Keithly, Scott J	53-09-11-102-003.000-015	1745	1A	N	\$ -	\$ -	\$ -	\$ -	\$ -	\$ -	\$ -	\$ -	\$ -
Mitchell, Michael C & Gail A	53-09-11-102-016.000-015	1746	1A	N	\$ -	\$ -	\$ -	\$ -	\$ 79.66	\$ -	\$ -	\$ 79.66	\$ 79.66
Knies, Lynette Rae	53-09-11-102-014.000-015	2110	1A	N	\$ -	\$ -	\$ -	\$ -	\$ 331.33	\$ -	\$ -	\$ 331.33	\$ 331.33
Defore, Nicholas J & Tessa L	53-09-11-102-028.000-015	2022	1A	N	\$ -	\$ -	\$ -	\$ -	\$ 383.85	\$ -	\$ -	\$ 383.85	\$ 383.85
Rodriguez, Sarah E	53-09-11-102-021.000-015	2189	1A	N	\$ -	\$ -	\$ -	\$ -	\$ 233.07	\$ -	\$ -	\$ 233.07	\$ 233.07
Ballmer, Adam	53-09-11-102-013.000-015	2101	1A	N	\$ -	\$ -	\$ -	\$ -	\$ 99.26	\$ -	\$ -	\$ 99.26	\$ 99.26
Roberts, Faron	53-09-11-102-011.000-015	1746	1A	N	\$ -	\$ -	\$ -	\$ -	\$ 139.18	\$ -	\$ -	\$ 139.18	\$ 139.18
Anderson, Julie R	53-09-01-210-006.000-015		1A	N	\$ -	\$ -	\$ -	\$ -	\$ -	\$ -	\$ -	\$ -	\$ -
Gentry Services LLC	53-09-02-200-189.000-015		1A	N	\$ -	\$ -	\$ -	\$ -	\$ -	\$ -	\$ -	\$ -	\$ -
M & M Wiley Property LLC (1/4%) & Hays, Donald L & J Margie Revocable Living Tru	53-09-02-300-081.000-015		1A	Y	\$ -	\$ -	\$ -	\$ -	\$ -	\$ -	\$ -	\$ -	\$ -
Smithville Telephone Co Inc	53-09-02-300-002.000-015		1A	N	\$ -	\$ -	\$ -	\$ -	\$ -	\$ -	\$ -	\$ -	\$ -
Monroe County Humane Association Inc	53-09-02-300-090.000-015	2502	1A	N	\$ -	\$ -	\$ -	\$ -	\$ -	\$ -	\$ -	\$ -	\$ -
Wong, Timothy	53-01-63-041-101.000-015	2331	1A	N	\$ -	\$ -	\$ -	\$ -	\$ -	\$ -	\$ -	\$ -	\$ -
Robbins, Logan A	53-01-63-041-102.000-015	2331	1A	N	\$ -	\$ -	\$ -	\$ -	\$ -	\$ -	\$ -	\$ -	\$ -
Smith, Lawrence R & Jacomina H	53-01-63-041-103.000-015	2331	1A	N	\$ -	\$ -	\$ 410.00	\$ 410.00	\$ -	\$ -	\$ -	\$ -	\$ (410.00)
Apple, Karen S	53-01-63-041-104.000-015	2331	1A	N	\$ -	\$ -	\$ -	\$ -	\$ -	\$ -	\$ -	\$ -	\$ -
Rigsby, Janice N	53-01-63-041-105.000-015	2331	1A	N	\$ -	\$ -	\$ 158.00	\$ 158.00	\$ -	\$ -	\$ 681.93	\$ 681.93	\$ 523.93
Day, Mary Jo	53-01-63-041-106.000-015	2331	1A	N	\$ -	\$ -	\$ 406.00	\$ 406.00	\$ -	\$ -	\$ 980.18	\$ 980.18	\$ 574.18
Sears, Brenda Joan	53-01-63-041-107.000-015	2331	1A	N	\$ -	\$ -	\$ -	\$ -	\$ -	\$ -	\$ -	\$ -	\$ -
Matlock, Brenda & Ricky	53-01-63-041-108.000-015	2331	1A	N	\$ -	\$ -	\$ -	\$ -	\$ 18.52	\$ -	\$ -	\$ 18.52	\$ 18.52
Bruce, Delmar K & Linda M	53-01-63-041-109.000-015	2331	1A	N	\$ -	\$ -	\$ -	\$ -	\$ -	\$ -	\$ -	\$ -	\$ -
Daniel, Nancy L	53-01-63-041-110.000-015	2331	1A	N	\$ -	\$ -	\$ -	\$ -	\$ -	\$ -	\$ -	\$ -	\$ -
Sparks, Chad R	53-01-63-041-111.000-015	2331	1A	N	\$ -	\$ -	\$ -	\$ -	\$ -	\$ -	\$ -	\$ -	\$ -
Boyer, Robert L & Patricia M	53-01-63-041-112.000-015	2331	1A	N	\$ -	\$ -	\$ -	\$ -	\$ 43.98	\$ -	\$ -	\$ 43.98	\$ 43.98
Lenn, Terry Rance & Vicki Beal	53-01-63-041-113.000-015	2331	1A	N	\$ -	\$ -	\$ -	\$ -	\$ -	\$ -	\$ -	\$ -	\$ -
Turpen, Joyce; Johnson, Jeffrey	53-01-63-041-114.000-015	2331	1A	N	\$ -	\$ -	\$ -	\$ -	\$ 15.46	\$ -	\$ -	\$ 15.46	\$ 15.46
Means, Jane E	53-01-63-041-115.000-015	2331	1A	N	\$ -	\$ -	\$ -	\$ -	\$ -	\$ -	\$ -	\$ -	\$ -
Hay, Roberta	53-01-63-041-116.000-015	2331	1A	N	\$ -	\$ -	\$ -	\$ -	\$ -	\$ -	\$ 656.04	\$ 656.04	\$ 656.04
Grubb, Donald E & Waneta J Revocable Trust	53-01-63-041-117.000-015	2331	1A	N	\$ -	\$ -	\$ -	\$ -	\$ -	\$ -	\$ -	\$ -	\$ -
WD Real Estate LLC	53-01-63-041-118.000-015	2331	1A	N	\$ -	\$ -	\$ -	\$ -	\$ 32.58	\$ -	\$ -	\$ 32.58	\$ 32.58
Ray, Michael L Sr	53-01-63-041-119.000-015	2331	1A	N	\$ -	\$ -	\$ -	\$ -	\$ -	\$ -	\$ -	\$ -	\$ -
Chitty, Breenna J	53-01-63-041-120.000-015	2331	1A	N	\$ -	\$ -	\$ -	\$ -	\$ 0.55	\$ -	\$ -	\$ 0.55	\$ 0.55
Cunningham, Pamela	53-01-63-041-121.000-015	2331	1A	N	\$ -	\$ -	\$ -	\$ -	\$ -	\$ -	\$ -	\$ -	\$ -
Singh, Manojkumar; Thakur, Snehal	53-01-63-041-122.000-015	2331	1A	N	\$ -	\$ -	\$ -	\$ -	\$ -	\$ -	\$ -	\$ -	\$ -
Workman, Gerald L Jr & Tammy E	53-01-63-041-123.000-015	2331	1A	N	\$ -	\$ -	\$ -	\$ -	\$ -	\$ -	\$ -	\$ -	\$ -
Hauss, Sharon A	53-01-63-041-124.000-015	2331	1A	N	\$ -	\$ -	\$ -	\$ -	\$ -	\$ -	\$ 682.66	\$ 682.66	\$ 682.66
Wiley, Billy Joe Marvin & Meredith Louise	53-09-02-300-023.000-015		1A	N	\$ -	\$ -	\$ 656.00	\$ 656.00	\$ -	\$ -	\$ -	\$ -	\$ (656.00)
Gentry Services LLC	53-09-02-200-106.000-015		1A	N	\$ -	\$ -	\$ -	\$ -	\$ -	\$ -	\$ -	\$ -	\$ -
Martin, Steven A Rev Living Trust	53-09-02-200-150.000-015		1A	N	\$ -	\$ -	\$ -	\$ -	\$ -	\$ 631.78	\$ -	\$ 631.78	\$ 631.78
Myers, Charles H II	53-09-02-200-087.000-015		1A	N	\$ -	\$ -	\$ -	\$ -	\$ 141.41	\$ -	\$ -	\$ 141.41	\$ 141.41
Robertson, Erika Marie	53-09-02-200-135.000-015		1A	N	\$ -	\$ -	\$ -	\$ -	\$ 22.17	\$ -	\$ -	\$ 22.17	\$ 22.17
Robertson, Erika M	53-09-02-200-018.000-015		1A	Y	\$ -	\$ -	\$ -	\$ -	\$ -	\$ -	\$ -	\$ -	\$ -
Fieldstone Community Assoc Inc	53-09-02-200-128.000-015		1A	N	\$ -	\$ -	\$ -	\$ -	\$ -	\$ 3.50	\$ -	\$ 3.50	\$ 3.50
Moore, Jeffrey A & Laura S	53-09-02-201-017.000-015	1749	1A	N	\$ -	\$ -	\$ -	\$ -	\$ 311.61	\$ -	\$ -	\$ 311.61	\$ 311.61

City of Bloomington

Area #1A: South-West Annexation Area - Circuit Breaker Impacts Analysis

Owner Name	Parcel #	Waiver	Annexation Area	AG	Pre-Annex 1% CB Credits	Pre-Annex 2% CB Credits	Pre-Annex 65 & Over CB Credits	Pre-Annex Total CB Credits	Post-Annex 1% CB Credits	Post-Annex 2% CB Credits	Post-Annex 65 & Over CB Credits	Post-Annex Total CB Credits	Total Post-Annex CB Credits Increase
Berin, Michael P & Maria M	53-09-02-201-014.000-015	1748	1A	N	\$ -	\$ -	\$ -	\$ -	\$ -	\$ -	\$ -	\$ -	\$ -
Moghe, Nilesh	53-01-63-041-141.000-015	2331	1A	N	\$ -	\$ -	\$ -	\$ -	\$ 6.69	\$ -	\$ -	\$ 6.69	\$ 6.69
Clendening, Barbara & Kenneth D & Clendening, Jeffrey D	53-01-63-041-142.000-015	2331	1A	N	\$ -	\$ -	\$ -	\$ -	\$ -	\$ -	\$ -	\$ -	\$ -
Daniels, Michael J	53-01-63-041-143.000-015	2331	1A	N	\$ -	\$ -	\$ -	\$ -	\$ -	\$ -	\$ -	\$ -	\$ -
Ramineni, Sandeep K	53-01-63-041-144.000-015	2331	1A	N	\$ -	\$ -	\$ -	\$ -	\$ 34.77	\$ -	\$ -	\$ 34.77	\$ 34.77
Dunbar, Carol A	53-01-63-041-145.000-015	2331	1A	N	\$ -	\$ -	\$ -	\$ -	\$ 86.98	\$ -	\$ -	\$ 86.98	\$ 86.98
Moore, Chad A	53-01-63-041-146.000-015	2331	1A	N	\$ -	\$ -	\$ -	\$ -	\$ 15.03	\$ -	\$ -	\$ 15.03	\$ 15.03
Cutliff, Randal L & Vicki M	53-01-63-041-149.000-015	2331	1A	N	\$ -	\$ -	\$ -	\$ -	\$ -	\$ -	\$ -	\$ -	\$ -
Raybould, Jeffrey A & Brooke E	53-09-02-201-016.000-015		1A	N	\$ -	\$ -	\$ -	\$ -	\$ -	\$ -	\$ -	\$ -	\$ -
Hallard, Jennifer C	53-09-02-201-007.000-015		1A	N	\$ -	\$ -	\$ -	\$ -	\$ 16.78	\$ -	\$ -	\$ 16.78	\$ 16.78
Werczynski, Mark A & Lavellette A Trust	53-09-02-201-011.000-015		1A	N	\$ -	\$ -	\$ -	\$ -	\$ -	\$ -	\$ -	\$ -	\$ -
Tegeler, Robert M	53-09-02-201-013.000-015		1A	N	\$ -	\$ -	\$ -	\$ -	\$ -	\$ -	\$ -	\$ -	\$ -
Srygley, Jeremiah	53-09-02-201-008.000-015	2410	1A	N	\$ -	\$ -	\$ -	\$ -	\$ -	\$ -	\$ -	\$ -	\$ -
Pani, Alejandrina	53-09-02-201-003.000-015	1772	1A	N	\$ -	\$ -	\$ -	\$ -	\$ 28.63	\$ -	\$ -	\$ 28.63	\$ 28.63
Sciscoe, Cheryl	53-09-02-200-033.000-015		1A	N	\$ -	\$ -	\$ -	\$ -	\$ 22.92	\$ -	\$ -	\$ 22.92	\$ 22.92
Brock, Mary Anne	53-09-02-200-059.000-015	1510	1A	N	\$ -	\$ -	\$ -	\$ -	\$ -	\$ -	\$ -	\$ -	\$ -
Grote, Dale J & Diane	53-09-02-200-001.044-015	1509	1A	N	\$ -	\$ -	\$ -	\$ -	\$ -	\$ -	\$ -	\$ -	\$ -
Stroud, Charles Anthony & Michelle D	53-09-02-200-006.001-015		1A	N	\$ -	\$ -	\$ -	\$ -	\$ -	\$ -	\$ -	\$ -	\$ -
Van Doren, Richard & Susan E	53-09-02-200-045.000-015		1A	N	\$ -	\$ -	\$ -	\$ -	\$ -	\$ 498.87	\$ -	\$ 498.87	\$ 498.87
Teague, Derek	53-09-02-200-107.000-015	1510	1A	N	\$ -	\$ -	\$ -	\$ -	\$ -	\$ -	\$ -	\$ -	\$ -
Leach, Shirley A	53-09-02-200-013.000-015	1555	1A	N	\$ -	\$ -	\$ 545.00	\$ 545.00	\$ -	\$ -	\$ 1,155.72	\$ 1,155.72	\$ 610.72
McKillen, James M; Monroe, Lara Olivia	53-09-02-200-132.000-015	1529	1A	N	\$ -	\$ -	\$ -	\$ -	\$ -	\$ 353.19	\$ -	\$ 353.19	\$ 353.19
Harvey, John J	53-09-02-200-002.050-015		1A	N	\$ -	\$ -	\$ -	\$ -	\$ -	\$ -	\$ -	\$ -	\$ -
Higdon, Donald W Jr & Cynthia K	53-09-02-200-146.000-015	1556	1A	N	\$ -	\$ -	\$ -	\$ -	\$ 68.12	\$ -	\$ -	\$ 68.12	\$ 68.12
Ross, Patricia J (49% interest); Ross, Brian L (49% interest); Ross, Jared L (2%)	53-01-63-041-169.000-015	2331	1A	N	\$ -	\$ -	\$ -	\$ -	\$ 54.95	\$ -	\$ -	\$ 54.95	\$ 54.95
Martin, David A & Pyle, Lindsey C	53-01-63-041-170.000-015	2331	1A	N	\$ -	\$ -	\$ -	\$ -	\$ 18.09	\$ -	\$ -	\$ 18.09	\$ 18.09
Otto, Tony S; Yoho, Keenan D; w/l/e Otto, Sharon A	53-01-63-041-171.000-015	2331	1A	N	\$ -	\$ -	\$ -	\$ -	\$ -	\$ -	\$ -	\$ -	\$ -
Cash, Sandra K	53-01-63-041-172.000-015	2331	1A	N	\$ -	\$ -	\$ -	\$ -	\$ 18.09	\$ -	\$ -	\$ 18.09	\$ 18.09
Deboer, Geert & Gepke	53-01-63-041-173.000-015	2331	1A	N	\$ -	\$ -	\$ 103.00	\$ 103.00	\$ -	\$ -	\$ 623.73	\$ 623.73	\$ 520.73
Adams, Alvin Sr & Eunice N	53-01-63-041-174.000-015	2331	1A	N	\$ -	\$ -	\$ -	\$ -	\$ -	\$ 408.00	\$ -	\$ 408.00	\$ 408.00
Cruz, Carlos Antonio & Leticia Arizmendi Sanchez	53-01-63-041-175.000-015	2331	1A	N	\$ -	\$ -	\$ -	\$ -	\$ -	\$ -	\$ -	\$ -	\$ -
De Rivera Lajous, Luis Alberto Nino	53-09-01-209-065.000-015		1A	N	\$ -	\$ -	\$ -	\$ -	\$ -	\$ 301.12	\$ -	\$ 301.12	\$ 301.12
Himes, Michael Shane II & Kaitlin Michelle	53-09-01-209-063.000-015		1A	N	\$ -	\$ -	\$ -	\$ -	\$ 24.24	\$ -	\$ -	\$ 24.24	\$ 24.24
Myers, Thomas E	53-09-02-300-001.000-015		1A	N	\$ -	\$ -	\$ -	\$ -	\$ 1,033.74	\$ -	\$ -	\$ 1,033.74	\$ 1,033.74
Reid, Jacob A; Lacy, Josie K	53-09-02-200-086.000-015	1585	1A	N	\$ -	\$ -	\$ -	\$ -	\$ 375.80	\$ -	\$ -	\$ 375.80	\$ 375.80
Kinder, Jennifer L	53-09-02-200-163.000-015	1559	1A	N	\$ -	\$ -	\$ -	\$ -	\$ -	\$ 466.58	\$ -	\$ 466.58	\$ 466.58
Emmons, Saben L	53-09-02-200-160.000-015		1A	N	\$ -	\$ -	\$ -	\$ -	\$ -	\$ -	\$ -	\$ -	\$ -
Green, Jacob M & Christina R	53-09-02-200-159.000-015	1510	1A	N	\$ -	\$ -	\$ -	\$ -	\$ 39.31	\$ -	\$ -	\$ 39.31	\$ 39.31
Fish, Jason A & Angie L	53-09-02-200-027.000-015		1A	N	\$ -	\$ -	\$ -	\$ -	\$ 132.31	\$ -	\$ -	\$ 132.31	\$ 132.31
Davis, Amy L	53-09-02-100-003.105-015	2309	1A	N	\$ -	\$ -	\$ -	\$ -	\$ 463.84	\$ -	\$ -	\$ 463.84	\$ 463.84
Helming, Dean	53-09-02-100-003.106-015	2309	1A	N	\$ -	\$ -	\$ -	\$ -	\$ 576.61	\$ -	\$ -	\$ 576.61	\$ 576.61
Johnson, Timothy M & Sara D	53-09-02-100-003.107-015	2309	1A	N	\$ -	\$ -	\$ -	\$ -	\$ 597.22	\$ -	\$ -	\$ 597.22	\$ 597.22

City of Bloomington

Area #1A: South-West Annexation Area - Circuit Breaker Impacts Analysis

Owner Name	Parcel #	Waiver	Annexation Area	AG	Pre-Annex 1% CB Credits	Pre-Annex 2% CB Credits	Pre-Annex 65 & Over CB Credits	Pre-Annex Total CB Credits	Post-Annex 1% CB Credits	Post-Annex 2% CB Credits	Post-Annex 65 & Over CB Credits	Post-Annex Total CB Credits	Total Post-Annex CB Credits Increase
Dunn, Clifford R & Melissa R Johnson	53-09-02-100-003.108-015	2309	1A	N	\$ -	\$ -	\$ -	\$ -	\$ 794.64	\$ -	\$ -	\$ 794.64	\$ 794.64
Cauffman, Kelly	53-09-02-400-003.109-015	2309	1A	N	\$ -	\$ -	\$ -	\$ -	\$ 634.50	\$ -	\$ -	\$ 634.50	\$ 634.50
Mushir, Nadeem & Nadeem, Fatima	53-09-02-400-003.110-015	2309	1A	N	\$ -	\$ -	\$ -	\$ -	\$ 651.62	\$ -	\$ -	\$ 651.62	\$ 651.62
Stogdill, James & Alexis	53-09-02-400-003.111-015	2309	1A	N	\$ -	\$ -	\$ -	\$ -	\$ 783.24	\$ -	\$ -	\$ 783.24	\$ 783.24
Stegemoller, Kevin J & Kelly R	53-09-02-400-003.112-015	2309	1A	N	\$ -	\$ -	\$ -	\$ -	\$ 757.34	\$ -	\$ -	\$ 757.34	\$ 757.34
Baker, Sharon L	53-09-02-400-003.113-015	2309	1A	N	\$ -	\$ -	\$ -	\$ -	\$ 366.89	\$ -	\$ -	\$ 366.89	\$ 366.89
Freeman, Connor & Rubycz, Adriana	53-09-02-400-003.114-015	2309	1A	N	\$ -	\$ -	\$ -	\$ -	\$ 681.45	\$ -	\$ -	\$ 681.45	\$ 681.45
Plunkett, Nicole A	53-09-02-400-003.115-015	2309	1A	N	\$ -	\$ -	\$ -	\$ -	\$ 688.47	\$ -	\$ -	\$ 688.47	\$ 688.47
Meek, Brian K & Kammie K	53-09-02-400-003.116-015	2309	1A	N	\$ -	\$ -	\$ -	\$ -	\$ 1,106.14	\$ -	\$ -	\$ 1,106.14	\$ 1,106.14
Brosher, James Thomas & Barbara Joy	53-09-02-400-003.117-015	2309	1A	N	\$ -	\$ -	\$ -	\$ -	\$ 513.42	\$ -	\$ -	\$ 513.42	\$ 513.42
Deremiah, Ronald J & Kathy L	53-09-02-400-003.118-015	2309	1A	N	\$ -	\$ -	\$ -	\$ -	\$ 558.16	\$ -	\$ -	\$ 558.16	\$ 558.16
Good, Logan & Hicks, Ann Theresa	53-09-02-400-003.119-015	2309	1A	N	\$ -	\$ -	\$ -	\$ -	\$ 156.29	\$ -	\$ -	\$ 156.29	\$ 156.29
Thrasher, Talytha	53-09-02-400-003.120-015	2309	1A	N	\$ -	\$ -	\$ -	\$ -	\$ 384.00	\$ -	\$ -	\$ 384.00	\$ 384.00
Culpepper, Colette	53-09-02-400-003.121-015	2309	1A	N	\$ -	\$ -	\$ -	\$ -	\$ 686.72	\$ -	\$ -	\$ 686.72	\$ 686.72
Reader, Terry L Jr & Caroline Mulhall	53-09-02-400-003.122-015	2309	1A	N	\$ -	\$ -	\$ -	\$ -	\$ 664.78	\$ -	\$ -	\$ 664.78	\$ 664.78
Walls, Jamie	53-09-02-400-003.123-015	2309	1A	N	\$ -	\$ -	\$ -	\$ -	\$ 402.42	\$ -	\$ -	\$ 402.42	\$ 402.42
Akou, Heather M	53-09-02-400-003.124-015	2309	1A	N	\$ -	\$ -	\$ -	\$ -	\$ 563.87	\$ -	\$ -	\$ 563.87	\$ 563.87
Simon, Nathan	53-09-01-202-006.000-015		1A	N	\$ -	\$ -	\$ -	\$ -	\$ -	\$ 367.70	\$ -	\$ 367.70	\$ 367.70
Small Town Properties LLC	53-09-01-202-003.000-015		1A	N	\$ -	\$ -	\$ -	\$ -	\$ -	\$ 289.36	\$ -	\$ 289.36	\$ 289.36
Sink, Mark Alan	53-09-01-202-001.000-015		1A	N	\$ -	\$ -	\$ -	\$ -	\$ -	\$ -	\$ -	\$ -	\$ -
Higham, Teresa A & Andrew M	53-09-01-209-064.000-015		1A	N	\$ -	\$ -	\$ -	\$ -	\$ 183.95	\$ -	\$ -	\$ 183.95	\$ 183.95
Jacobs, Jo Anne	53-09-02-400-003.125-015	2309	1A	N	\$ -	\$ -	\$ -	\$ -	\$ -	\$ 604.57	\$ -	\$ 604.57	\$ 604.57
Herr, Nathan	53-09-01-211-030.000-015		1A	N	\$ -	\$ -	\$ -	\$ -	\$ -	\$ -	\$ -	\$ -	\$ -
Inman, Dennis R & Irene E	53-09-01-302-015.000-015		1A	N	\$ -	\$ -	\$ -	\$ -	\$ -	\$ 229.03	\$ -	\$ 229.03	\$ 229.03
Stille, Diana E	53-09-02-100-001.000-015		1A	N	\$ -	\$ -	\$ -	\$ -	\$ -	\$ -	\$ -	\$ -	\$ -
LTB Holdings LLC	53-09-12-300-031.000-015		1A	N	\$ -	\$ -	\$ -	\$ -	\$ -	\$ 467.58	\$ -	\$ 467.58	\$ 467.58
Baker, Eugene	53-09-01-213-013.000-015		1A	N	\$ -	\$ -	\$ -	\$ -	\$ -	\$ 296.99	\$ -	\$ 296.99	\$ 296.99
Blake, Tadd A & Lanelle Joyce	53-09-01-212-026.000-015		1A	N	\$ -	\$ -	\$ 638.00	\$ 638.00	\$ -	\$ -	\$ -	\$ -	\$ (638.00)
Martin, Joyce M	53-09-01-209-013.000-015		1A	N	\$ -	\$ -	\$ -	\$ -	\$ -	\$ -	\$ -	\$ -	\$ -
Homeland Design LLC	53-09-12-300-065.000-015		1A	N	\$ -	\$ -	\$ -	\$ -	\$ -	\$ -	\$ -	\$ -	\$ -
Keller, Lawrence J.	53-09-01-211-031.000-015		1A	N	\$ -	\$ -	\$ -	\$ -	\$ -	\$ 392.99	\$ -	\$ 392.99	\$ 392.99
Milhoan, Gary & Barb	53-09-01-302-006.000-015		1A	N	\$ -	\$ -	\$ -	\$ -	\$ -	\$ 253.31	\$ -	\$ 253.31	\$ 253.31
Payne, Lisa C	53-09-01-211-025.000-015		1A	N	\$ -	\$ -	\$ -	\$ -	\$ -	\$ -	\$ -	\$ -	\$ -
Johnson, Reid Cole	53-09-01-209-009.000-015		1A	N	\$ -	\$ -	\$ -	\$ -	\$ -	\$ -	\$ -	\$ -	\$ -
Reyes, Julio Victor & Kati Lynn	53-09-01-209-056.000-015		1A	N	\$ -	\$ -	\$ -	\$ -	\$ 8.01	\$ -	\$ -	\$ 8.01	\$ 8.01
Janson, Eleanor M. & Bex, Janet	53-09-01-202-013.000-015		1A	N	\$ -	\$ -	\$ -	\$ -	\$ -	\$ -	\$ -	\$ -	\$ -
Daanen, Nicholas	53-09-01-300-031.000-015		1A	N	\$ -	\$ -	\$ -	\$ -	\$ -	\$ -	\$ -	\$ -	\$ -
Cleary, William G	53-09-01-300-012.000-015		1A	N	\$ -	\$ -	\$ -	\$ -	\$ -	\$ -	\$ -	\$ -	\$ -
Goen, Dennis L & Irene	53-09-01-211-040.000-015		1A	N	\$ -	\$ -	\$ -	\$ -	\$ -	\$ -	\$ -	\$ -	\$ -
Crider, Steven D. & Lana K.	53-09-01-209-032.000-015		1A	N	\$ -	\$ -	\$ 58.00	\$ 58.00	\$ -	\$ -	\$ 664.92	\$ 664.92	\$ 606.92
Liu, Yan Hua	53-09-12-201-023.000-015		1A	N	\$ -	\$ -	\$ -	\$ -	\$ -	\$ -	\$ -	\$ -	\$ -
Githiri, Virginia T	53-09-01-213-031.000-015		1A	N	\$ -	\$ -	\$ -	\$ -	\$ 35.21	\$ -	\$ -	\$ 35.21	\$ 35.21
Hall, James Leroy	53-09-01-302-007.000-015		1A	N	\$ -	\$ -	\$ -	\$ -	\$ -	\$ -	\$ -	\$ -	\$ -
Holmstrom, Clay D	53-04-25-300-010.000-011	1808	1A	N	\$ -	\$ -	\$ -	\$ -	\$ -	\$ -	\$ -	\$ -	\$ -
Board Of Commissioners Monroe County, The	53-04-25-300-014.000-011		1A	N	\$ -	\$ -	\$ -	\$ -	\$ -	\$ -	\$ -	\$ -	\$ -
Comingore, Scott Edward	53-04-36-303-092.000-011		1A	N	\$ -	\$ -	\$ -	\$ -	\$ 262.98	\$ -	\$ -	\$ 262.98	\$ 262.98
Johnson, Kathie & Greg S	53-04-36-301-011.000-011		1A	N	\$ -	\$ -	\$ 264.00	\$ 264.00	\$ -	\$ -	\$ 547.97	\$ 547.97	\$ 283.97

City of Bloomington

Area #1A: South-West Annexation Area - Circuit Breaker Impacts Analysis

Owner Name	Parcel #	Waiver	Annexation Area	AG	Pre-Annex 1% CB Credits	Pre-Annex 2% CB Credits	Pre-Annex 65 & Over CB Credits	Pre-Annex Total CB Credits	Post-Annex 1% CB Credits	Post-Annex 2% CB Credits	Post-Annex 65 & Over CB Credits	Post-Annex Total CB Credits	Total Post-Annex CB Credits Increase
Futurity Real Estate Investments, LLC	53-00-72-224-000.000-011		1A	N	\$ -	\$ 1,002.97	\$ -	\$ 1,002.97	\$ -	\$ 719.87	\$ -	\$ 719.87	\$ (283.10)
Munger, Darla Kay	53-04-36-303-066.000-011		1A	N	\$ -	\$ -	\$ -	\$ -	\$ -	\$ -	\$ -	\$ -	\$ -
Jacobs, Larry D & Debra C	53-09-01-213-026.000-015		1A	N	\$ -	\$ -	\$ -	\$ -	\$ -	\$ -	\$ -	\$ -	\$ -
Freeman, Keith A & Kristina A	53-09-12-201-012.000-015		1A	N	\$ -	\$ -	\$ -	\$ -	\$ -	\$ -	\$ -	\$ -	\$ -
Arnett, Richard R. & Irene	53-09-02-101-011.000-015		1A	N	\$ -	\$ -	\$ -	\$ -	\$ 154.71	\$ -	\$ -	\$ 154.71	\$ 154.71
Boruff, Donald & Lucille J.	53-09-01-209-055.000-015		1A	N	\$ -	\$ -	\$ 345.00	\$ 345.00	\$ -	\$ -	\$ 901.32	\$ 901.32	\$ 556.32
Smith, Samuel J & Abigail L	53-09-01-211-015.000-015		1A	N	\$ -	\$ -	\$ -	\$ -	\$ -	\$ -	\$ -	\$ -	\$ -
Beck, Christopher D & Sarah P	53-09-11-102-029.000-015		1A	N	\$ -	\$ -	\$ -	\$ -	\$ 352.81	\$ -	\$ -	\$ 352.81	\$ 352.81
Carter, Robert K & Ruth Ann	53-09-11-102-006.000-015	1746	1A	N	\$ -	\$ -	\$ -	\$ -	\$ 119.14	\$ -	\$ -	\$ 119.14	\$ 119.14
Dallas, Sheri A. & Rhett Matthew	53-09-11-102-019.000-015	1744	1A	N	\$ -	\$ -	\$ -	\$ -	\$ 167.26	\$ -	\$ -	\$ 167.26	\$ 167.26
Myers, Robert M & Alisica D	53-09-11-102-024.000-015	2150	1A	N	\$ -	\$ -	\$ -	\$ -	\$ 270.19	\$ -	\$ -	\$ 270.19	\$ 270.19
Hagerty, Nathan J & Tanya K	53-09-11-102-025.000-015	1746	1A	N	\$ -	\$ -	\$ -	\$ -	\$ 161.26	\$ -	\$ -	\$ 161.26	\$ 161.26
Sowapark, Montalee	53-09-11-102-002.000-015	1692	1A	N	\$ -	\$ -	\$ -	\$ -	\$ 259.97	\$ -	\$ -	\$ 259.97	\$ 259.97
Wilbur, Linda Sue & Jochim, Jerald M	53-09-11-102-005.000-015	2096	1A	N	\$ -	\$ -	\$ -	\$ -	\$ 284.55	\$ -	\$ -	\$ 284.55	\$ 284.55
Conley, Benjamin Ryan & Stephanie	53-09-11-102-009.000-015	2137	1A	N	\$ -	\$ -	\$ -	\$ -	\$ 59.07	\$ -	\$ -	\$ 59.07	\$ 59.07
Kay, Tamara L & Christopher Crabtree	53-09-11-102-020.000-015	2049	1A	N	\$ -	\$ -	\$ -	\$ -	\$ 131.29	\$ -	\$ -	\$ 131.29	\$ 131.29
Pennington, Ronald A	53-09-11-102-008.000-015		1A	N	\$ -	\$ -	\$ -	\$ -	\$ 37.84	\$ -	\$ -	\$ 37.84	\$ 37.84
Hunter, Susan J & Richard W	53-09-11-102-007.000-015		1A	N	\$ -	\$ -	\$ -	\$ -	\$ 161.65	\$ -	\$ -	\$ 161.65	\$ 161.65
Pursell, Robert G & Miranda L	53-09-11-102-018.000-015		1A	N	\$ -	\$ -	\$ -	\$ -	\$ 367.76	\$ -	\$ -	\$ 367.76	\$ 367.76
Leonard, Larry W & Stephanie A	53-09-11-102-023.000-015	2056	1A	N	\$ -	\$ -	\$ -	\$ -	\$ 64.60	\$ -	\$ -	\$ 64.60	\$ 64.60
Spice, J Brian & Melinda D	53-09-11-102-001.000-015	2109	1A	N	\$ -	\$ -	\$ -	\$ -	\$ 332.96	\$ -	\$ -	\$ 332.96	\$ 332.96
Fesler, Jonathon B	53-09-11-102-012.000-015	2019	1A	N	\$ -	\$ -	\$ -	\$ -	\$ 206.30	\$ -	\$ -	\$ 206.30	\$ 206.30
Potter, Maureen E	53-09-11-103-010.000-015	1976	1A	N	\$ -	\$ -	\$ -	\$ -	\$ 210.24	\$ -	\$ -	\$ 210.24	\$ 210.24
Tucker, William A & Julia E	53-09-11-103-012.000-015	1998	1A	N	\$ -	\$ -	\$ -	\$ -	\$ 422.59	\$ -	\$ -	\$ 422.59	\$ 422.59
Crum, Benjamin W & Michal L	53-09-11-103-009.000-015	2110	1A	N	\$ -	\$ -	\$ -	\$ -	\$ 330.47	\$ -	\$ -	\$ 330.47	\$ 330.47
Rajaravivarma, Omshri	53-09-11-103-014.000-015	1940	1A	N	\$ -	\$ -	\$ -	\$ -	\$ 254.58	\$ -	\$ -	\$ 254.58	\$ 254.58
Cook, Peter T Revocable Living Trust	53-09-11-103-001.000-015	2450	1A	N	\$ -	\$ -	\$ -	\$ -	\$ 230.73	\$ -	\$ -	\$ 230.73	\$ 230.73
Linn, David C w/l/e; Linn, David Peter w/l/e; & Linn, Ethan	53-09-01-212-022.000-015		1A	N	\$ -	\$ -	\$ -	\$ -	\$ -	\$ 377.97	\$ -	\$ 377.97	\$ 377.97
Davis, Donald F Sr & Rosemary W	53-09-01-209-024.000-015		1A	N	\$ -	\$ -	\$ -	\$ -	\$ 36.52	\$ -	\$ -	\$ 36.52	\$ 36.52
Allen, Donald S	53-09-01-213-011.000-015		1A	N	\$ -	\$ -	\$ -	\$ -	\$ -	\$ 283.35	\$ -	\$ 283.35	\$ 283.35
Arthur, Linda M W / L / E Esther L Parsons	53-09-01-202-031.000-015		1A	N	\$ -	\$ -	\$ 539.00	\$ 539.00	\$ -	\$ -	\$ 1,168.22	\$ 1,168.22	\$ 629.22
Wellman, James Bradley & Elese Fields	53-09-03-103-002.000-015	2273	1A	N	\$ -	\$ -	\$ -	\$ -	\$ 17.50	\$ -	\$ -	\$ 17.50	\$ 17.50
Reschke, Det Lef A & Laura	53-01-63-041-125.000-015	2332	1A	N	\$ -	\$ -	\$ -	\$ -	\$ -	\$ -	\$ -	\$ -	\$ -
Huffman, Michael K & Lorrie J	53-01-63-041-126.000-015	2331	1A	N	\$ -	\$ -	\$ -	\$ -	\$ -	\$ -	\$ -	\$ -	\$ -
Locasto, Christina	53-01-63-041-127.000-015	2333	1A	N	\$ -	\$ -	\$ -	\$ -	\$ 0.98	\$ -	\$ -	\$ 0.98	\$ 0.98
Glasscock, Glenn E & Marnee J	53-01-63-041-128.000-015	2330	1A	N	\$ -	\$ -	\$ -	\$ -	\$ 0.98	\$ -	\$ -	\$ 0.98	\$ 0.98
Skirvin, Larry E & Debra K	53-01-63-041-129.000-015	2331	1A	N	\$ -	\$ -	\$ -	\$ -	\$ -	\$ -	\$ -	\$ -	\$ -
West, Clarence	53-01-63-041-130.000-015	2331	1A	N	\$ -	\$ -	\$ -	\$ -	\$ 20.29	\$ -	\$ -	\$ 20.29	\$ 20.29
Goode, Jeffrey L	53-01-63-041-131.000-015	2331	1A	N	\$ -	\$ -	\$ -	\$ -	\$ -	\$ -	\$ -	\$ -	\$ -
Roberts, Erin E	53-01-63-041-132.000-015	2331	1A	N	\$ -	\$ -	\$ -	\$ -	\$ 60.64	\$ -	\$ -	\$ 60.64	\$ 60.64
Rotino, Tony R & Tammy J	53-01-63-041-133.000-015	2331	1A	N	\$ -	\$ -	\$ -	\$ -	\$ -	\$ -	\$ -	\$ -	\$ -
Downs, Leneigha S & Charles H	53-01-63-041-134.000-015	2331	1A	N	\$ -	\$ -	\$ -	\$ -	\$ -	\$ 434.79	\$ -	\$ 434.79	\$ 434.79
Bell, Laura Ann & James Thomas	53-01-63-041-135.000-015	2331	1A	N	\$ -	\$ -	\$ -	\$ -	\$ 25.12	\$ -	\$ -	\$ 25.12	\$ 25.12
Meyer, Jessica E	53-01-63-041-139.000-015	2331	1A	N	\$ -	\$ -	\$ -	\$ -	\$ 34.77	\$ -	\$ -	\$ 34.77	\$ 34.77
Droppo, Ruth A	53-01-63-041-140.000-015	2331	1A	N	\$ -	\$ -	\$ -	\$ -	\$ 34.77	\$ -	\$ -	\$ 34.77	\$ 34.77

City of Bloomington

Area #1A: South-West Annexation Area - Circuit Breaker Impacts Analysis

Owner Name	Parcel #	Waiver	Annexation Area	AG	Pre-Annex 1% CB Credits	Pre-Annex 2% CB Credits	Pre-Annex 65 & Over CB Credits	Pre-Annex Total CB Credits	Post-Annex 1% CB Credits	Post-Annex 2% CB Credits	Post-Annex 65 & Over CB Credits	Post-Annex Total CB Credits	Total Post-Annex CB Credits Increase
Hover, Betsy A	53-01-63-041-150.000-015	2331	1A	N	\$ -	\$ -	\$ -	\$ -	\$ 15.46	\$ -	\$ -	\$ 15.46	\$ 15.46
Wible, Dale H & Amy D	53-01-63-041-151.000-015	2331	1A	N	\$ -	\$ -	\$ -	\$ -	\$ -	\$ -	\$ -	\$ -	\$ -
Brown, Teretha J	53-01-63-041-152.000-015	2331	1A	N	\$ -	\$ -	\$ -	\$ -	\$ -	\$ -	\$ -	\$ -	\$ -
Falkenthal Family Trust	53-01-63-041-154.000-015	2331	1A	N	\$ -	\$ -	\$ -	\$ -	\$ 222.53	\$ -	\$ -	\$ 222.53	\$ 222.53
McGill, Kelly L	53-01-63-041-155.000-015	2331	1A	N	\$ -	\$ -	\$ -	\$ -	\$ -	\$ -	\$ -	\$ -	\$ -
Fulford, Mary L	53-01-63-041-156.000-015	2331	1A	N	\$ -	\$ -	\$ -	\$ -	\$ -	\$ -	\$ -	\$ -	\$ -
Richardson, Betty J	53-01-63-041-157.000-015	2331	1A	N	\$ -	\$ -	\$ -	\$ -	\$ -	\$ -	\$ -	\$ -	\$ -
Sego, Daphne D & Barry L	53-01-63-041-158.000-015	2331	1A	N	\$ -	\$ -	\$ -	\$ -	\$ 7.12	\$ -	\$ -	\$ 7.12	\$ 7.12
McMillan, Morgan & Paola M Hernandez	53-01-63-041-159.000-015	2331	1A	N	\$ -	\$ -	\$ -	\$ -	\$ -	\$ -	\$ -	\$ -	\$ -
Yukawa, Richard K	53-01-63-041-160.000-015	2331	1A	N	\$ -	\$ -	\$ -	\$ -	\$ -	\$ -	\$ -	\$ -	\$ -
Snoddy, Catherine H	53-01-63-041-161.000-015	2331	1A	N	\$ -	\$ -	\$ -	\$ -	\$ -	\$ -	\$ -	\$ -	\$ -
de Oliveira, Mazias Jr	53-01-63-041-162.000-015	2331	1A	N	\$ -	\$ -	\$ -	\$ -	\$ -	\$ -	\$ -	\$ -	\$ -
Au-Yeung, Mei-Yung	53-01-63-041-165.000-015	2331	1A	N	\$ -	\$ -	\$ -	\$ -	\$ 29.06	\$ -	\$ -	\$ 29.06	\$ 29.06
Hung, Johnny Y	53-01-63-041-166.000-015	2331	1A	N	\$ -	\$ -	\$ -	\$ -	\$ -	\$ -	\$ -	\$ -	\$ -
Ray, Mary	53-01-63-041-167.000-015	2331	1A	N	\$ -	\$ -	\$ -	\$ -	\$ -	\$ -	\$ -	\$ -	\$ -
Lombard, Max S & Jean C	53-01-63-041-168.000-015	2331	1A	N	\$ -	\$ -	\$ -	\$ -	\$ -	\$ 413.26	\$ -	\$ 413.26	\$ 413.26
Partenheimer, Channing J & Roberta J	53-01-63-041-176.000-015	2331	1A	N	\$ -	\$ -	\$ -	\$ -	\$ 13.70	\$ -	\$ -	\$ 13.70	\$ 13.70
McAdams, Ian; Lu, Mengya	53-01-63-041-177.000-015	2331	1A	N	\$ -	\$ -	\$ -	\$ -	\$ -	\$ -	\$ -	\$ -	\$ -
Everett, Daniel & Phyllis A	53-01-63-041-178.000-015	2331	1A	N	\$ -	\$ -	\$ -	\$ -	\$ -	\$ -	\$ -	\$ -	\$ -
Holmes, Nicholas	53-01-63-041-179.000-015	2331	1A	N	\$ -	\$ -	\$ -	\$ -	\$ -	\$ -	\$ -	\$ -	\$ -
Culbertson, Shawn D	53-01-63-041-180.000-015	2331	1A	N	\$ -	\$ -	\$ -	\$ -	\$ 48.35	\$ -	\$ -	\$ 48.35	\$ 48.35
Smith, Mabel B	53-01-63-041-181.000-015	2331	1A	N	\$ -	\$ -	\$ -	\$ -	\$ -	\$ -	\$ -	\$ -	\$ -
Sharkey, Paul A & Patricia J	53-01-63-041-182.000-015	2331	1A	N	\$ -	\$ -	\$ -	\$ -	\$ -	\$ 396.99	\$ -	\$ 396.99	\$ 396.99
Hall, Brandon	53-01-63-041-183.000-015	2331	1A	N	\$ -	\$ -	\$ -	\$ -	\$ -	\$ -	\$ -	\$ -	\$ -
Waraitch, Jasneet K; Singh, Gurmail;	53-01-63-041-184.000-015	2331	1A	N	\$ -	\$ -	\$ -	\$ -	\$ -	\$ -	\$ -	\$ -	\$ -
Kaur, Amrit P	53-01-63-041-185.000-015	2331	1A	N	\$ -	\$ -	\$ -	\$ -	\$ -	\$ -	\$ -	\$ -	\$ -
Carrick, Jacob James	53-01-63-041-186.000-015	2331	1A	N	\$ -	\$ -	\$ -	\$ -	\$ 46.61	\$ -	\$ -	\$ 46.61	\$ 46.61
Floyd, Waltera Jane	53-01-63-041-187.000-015	2331	1A	N	\$ -	\$ -	\$ -	\$ -	\$ -	\$ -	\$ -	\$ -	\$ -
Hess, Kristen	53-01-63-041-188.000-015	2331	1A	N	\$ -	\$ -	\$ -	\$ -	\$ -	\$ -	\$ -	\$ -	\$ -
Combs, Rachel & David	53-01-63-041-189.000-015	2331	1A	N	\$ -	\$ -	\$ -	\$ -	\$ 8.01	\$ -	\$ -	\$ 8.01	\$ 8.01
Rasdall-Lundin, Patricia M	53-01-63-041-190.000-015	2331	1A	N	\$ -	\$ -	\$ -	\$ -	\$ -	\$ -	\$ -	\$ -	\$ -
Holt, Benny J	53-01-63-041-191.000-015	2331	1A	N	\$ -	\$ -	\$ -	\$ -	\$ 55.38	\$ -	\$ -	\$ 55.38	\$ 55.38
Sears, Jackie Marteena	53-01-63-041-192.000-015	2331	1A	N	\$ -	\$ -	\$ -	\$ -	\$ -	\$ -	\$ -	\$ -	\$ -
McKinney, Rhonda R	53-09-02-200-041.000-015	1510	1A	N	\$ -	\$ -	\$ -	\$ -	\$ 135.67	\$ -	\$ -	\$ 135.67	\$ 135.67
Alfonso, Remedios K	53-09-02-200-079.000-015	1510	1A	N	\$ -	\$ -	\$ -	\$ -	\$ 68.12	\$ -	\$ -	\$ 68.12	\$ 68.12
Best, David R	53-09-02-200-016.000-015	1510	1A	N	\$ -	\$ -	\$ -	\$ -	\$ 68.55	\$ -	\$ -	\$ 68.55	\$ 68.55
Tate, James Eric & Connie C	53-09-02-200-071.000-015	1510	1A	N	\$ -	\$ -	\$ -	\$ -	\$ 33.01	\$ -	\$ -	\$ 33.01	\$ 33.01
Murphy, Erin E	53-09-02-200-112.000-015	1510	1A	N	\$ -	\$ -	\$ -	\$ -	\$ 198.41	\$ -	\$ -	\$ 198.41	\$ 198.41
McKim, Marc J & Jean M; Sipes, Kelly M	53-09-02-200-152.000-015	1509	1A	N	\$ -	\$ -	\$ -	\$ -	\$ -	\$ 391.48	\$ -	\$ 391.48	\$ 391.48
Lemons, Candice M	53-09-02-200-097.000-015	1510	1A	N	\$ -	\$ -	\$ -	\$ -	\$ -	\$ -	\$ -	\$ -	\$ -
McIntosh, Teresa	53-09-02-200-077.000-015	1554	1A	N	\$ -	\$ -	\$ -	\$ -	\$ 26.87	\$ -	\$ -	\$ 26.87	\$ 26.87
Banks, Jason M & Taren R	53-09-02-200-076.000-015	1510	1A	N	\$ -	\$ -	\$ -	\$ -	\$ -	\$ -	\$ -	\$ -	\$ -
Vagedes, Erica	53-09-02-200-137.000-015	1510	1A	N	\$ -	\$ -	\$ -	\$ -	\$ 80.84	\$ -	\$ -	\$ 80.84	\$ 80.84
Isom, Vincent E & Clarisa	53-09-02-200-118.000-015	1529	1A	N	\$ -	\$ -	\$ -	\$ -	\$ 78.99	\$ -	\$ -	\$ 78.99	\$ 78.99
Glasscock, Sandra K	53-09-02-200-055.000-015	1510	1A	N	\$ -	\$ -	\$ -	\$ -	\$ -	\$ -	\$ -	\$ -	\$ -
Deckard, Douglas K & Cindi M	53-09-02-200-157.000-015	1510	1A	N	\$ -	\$ -	\$ -	\$ -	\$ -	\$ -	\$ -	\$ -	\$ -
Barger, Jane Ann	53-09-02-200-119.000-015	1510	1A	N	\$ -	\$ -	\$ -	\$ -	\$ -	\$ -	\$ -	\$ -	\$ -
Duvall, Connie D & Lowe, Donna E	53-09-02-200-139.000-015		1A	N	\$ -	\$ -	\$ -	\$ -	\$ -	\$ -	\$ -	\$ -	\$ -
McCoin, Linda													

City of Bloomington

Area #1A: South-West Annexation Area - Circuit Breaker Impacts Analysis

Owner Name	Parcel #	Waiver	Annexation Area	AG	Pre-Annex 1% CB Credits	Pre-Annex 2% CB Credits	Pre-Annex 65 & Over CB Credits	Pre-Annex Total CB Credits	Post-Annex 1% CB Credits	Post-Annex 2% CB Credits	Post-Annex 65 & Over CB Credits	Post-Annex Total CB Credits	Total Post-Annex CB Credits Increase
Rader, Jordan S	53-09-02-200-039.000-015	1510	1A	N	\$ -	\$ -	\$ -	\$ -	\$ -	\$ -	\$ -	\$ -	\$ -
Knight, Aaron L ; Collins, Krista Barbara	53-09-02-200-040.000-015	1510	1A	N	\$ -	\$ -	\$ -	\$ -	\$ 2.30	\$ -	\$ -	\$ 2.30	\$ 2.30
Jacobs, Raymond & Joan	53-09-02-200-063.000-015		1A	N	\$ -	\$ -	\$ 194.00	\$ 194.00	\$ -	\$ -	\$ 902.02	\$ 902.02	\$ 708.02
Wang, Jonathan	53-09-02-200-065.000-015	1559	1A	N	\$ -	\$ -	\$ -	\$ -	\$ 22.92	\$ -	\$ -	\$ 22.92	\$ 22.92
Helms, Lorie J	53-01-63-041-193.000-015	2331	1A	N	\$ -	\$ -	\$ -	\$ -	\$ -	\$ -	\$ -	\$ -	\$ -
Double C Holdings LLC	53-01-63-041-194.000-015	2331	1A	N	\$ -	\$ -	\$ -	\$ -	\$ -	\$ -	\$ -	\$ -	\$ -
Jacobs Property Improvement & Management LLC	53-09-12-300-041.000-015		1A	N	\$ -	\$ -	\$ -	\$ -	\$ -	\$ 364.20	\$ -	\$ 364.20	\$ 364.20
Carter, Kelly A & Jeremy W	53-09-12-201-010.000-015		1A	N	\$ -	\$ -	\$ -	\$ -	\$ -	\$ -	\$ -	\$ -	\$ -
Moorer, Diana P	53-09-02-200-004.001-015	1510	1A	N	\$ -	\$ -	\$ -	\$ -	\$ 11.95	\$ -	\$ -	\$ 11.95	\$ 11.95
Burgener, Mark	53-09-02-400-003.126-015	2309	1A	N	\$ -	\$ -	\$ -	\$ -	\$ 690.67	\$ -	\$ -	\$ 690.67	\$ 690.67
Toohill, Anthony & Nicole Marie	53-09-02-400-003.127-015	2309	1A	N	\$ -	\$ -	\$ -	\$ -	\$ 772.27	\$ -	\$ -	\$ 772.27	\$ 772.27
Fletcher, William P II & Meghan M	53-09-02-400-003.128-015	2309	1A	N	\$ -	\$ -	\$ -	\$ -	\$ 508.74	\$ -	\$ -	\$ 508.74	\$ 508.74
Hurst, William Thomas & Sharon K													
Adams	53-09-02-400-003.129-015	2309	1A	N	\$ -	\$ -	\$ -	\$ -	\$ 127.65	\$ -	\$ -	\$ 127.65	\$ 127.65
Romero, Matthew B & Adriana V	53-09-02-400-003.130-015	2309	1A	N	\$ -	\$ -	\$ -	\$ -	\$ 760.42	\$ -	\$ -	\$ 760.42	\$ 760.42
Holmgren, Larry A & Carolyn A	53-09-02-400-003.131-015	2309	1A	N	\$ -	\$ -	\$ -	\$ -	\$ 709.53	\$ -	\$ -	\$ 709.53	\$ 709.53
Stedman, Christopher B & Kathleen D	53-09-02-400-003.132-015	2309	1A	N	\$ -	\$ -	\$ -	\$ -	\$ 741.56	\$ -	\$ -	\$ 741.56	\$ 741.56
Le, Hoang & Stacy Nguyen	53-09-02-400-003.133-015	2309	1A	N	\$ -	\$ -	\$ -	\$ -	\$ 694.62	\$ -	\$ -	\$ 694.62	\$ 694.62
Zayas, Milka V & Edgar Marrero	53-09-02-400-003.134-015	2309	1A	N	\$ -	\$ -	\$ -	\$ -	\$ 210.69	\$ -	\$ -	\$ 210.69	\$ 210.69
Collings, Teresa & Denney, Nicole	53-09-02-400-003.135-015	2309	1A	N	\$ -	\$ -	\$ -	\$ -	\$ 565.19	\$ -	\$ -	\$ 565.19	\$ 565.19
Johnson, Reginald & Kimberly Clements-Johnson	53-09-02-400-003.136-015	2309	1A	N	\$ -	\$ -	\$ -	\$ -	\$ 480.96	\$ -	\$ -	\$ 480.96	\$ 480.96
Chevalier, Raymond P Jr & Leanne J	53-09-02-400-003.137-015	2309	1A	N	\$ -	\$ -	\$ -	\$ -	\$ 683.21	\$ -	\$ -	\$ 683.21	\$ 683.21
Naldi, Steven P	53-09-02-400-003.182-015	2309	1A	N	\$ -	\$ -	\$ -	\$ -	\$ 900.39	\$ -	\$ -	\$ 900.39	\$ 900.39
Benton, Valery & Robert A	53-09-02-400-003.183-015	2309	1A	N	\$ -	\$ -	\$ -	\$ -	\$ 576.16	\$ -	\$ -	\$ 576.16	\$ 576.16
Valenzuela-Torres, Ilich & Amanda Foust	53-09-02-400-003.084-015	2309	1A	N	\$ -	\$ -	\$ -	\$ -	\$ 648.99	\$ -	\$ -	\$ 648.99	\$ 648.99
McLeish, Andrew Charles & Heather Renea	53-09-02-400-003.085-015	2309	1A	N	\$ -	\$ -	\$ -	\$ -	\$ 586.24	\$ -	\$ -	\$ 586.24	\$ 586.24
Whitney, Eric P & Amy	53-09-02-400-003.086-015	2309	1A	N	\$ -	\$ -	\$ -	\$ -	\$ 742.88	\$ -	\$ -	\$ 742.88	\$ 742.88
Noorzad, Soraya & Ehsan	53-09-02-400-003.087-015	2309	1A	N	\$ -	\$ -	\$ -	\$ -	\$ 784.54	\$ -	\$ -	\$ 784.54	\$ 784.54
Smallwood, Jennifer Lynn & Holmes, Wayne Alan	53-09-02-400-003.088-015	2309	1A	N	\$ -	\$ -	\$ -	\$ -	\$ 591.96	\$ -	\$ -	\$ 591.96	\$ 591.96
Goode, Jeffrey L	53-09-02-400-003.089-015	2309	1A	N	\$ -	\$ -	\$ -	\$ -	\$ -	\$ 811.00	\$ -	\$ 811.00	\$ 811.00
Summers, Matthew & Tania	53-09-02-100-003.090-015	2309	1A	N	\$ -	\$ -	\$ -	\$ -	\$ 837.65	\$ -	\$ -	\$ 837.65	\$ 837.65
Kolman, Bruce	53-09-02-100-003.091-015	2309	1A	N	\$ -	\$ -	\$ -	\$ -	\$ 522.19	\$ -	\$ -	\$ 522.19	\$ 522.19
Mullis, Joshua W & Elizabeth P	53-09-02-100-003.092-015	2309	1A	N	\$ -	\$ -	\$ -	\$ -	\$ 591.52	\$ -	\$ -	\$ 591.52	\$ 591.52
Hamilton, Joan	53-09-01-209-073.000-015		1A	N	\$ -	\$ -	\$ 389.00	\$ 389.00	\$ -	\$ -	\$ 1,051.13	\$ 1,051.13	\$ 662.13
Dodds, Lana J	53-09-01-209-068.000-015		1A	N	\$ -	\$ -	\$ -	\$ -	\$ -	\$ -	\$ -	\$ -	\$ -
Mullis, Oran H & Kelly D	53-09-01-302-029.000-015		1A	N	\$ -	\$ -	\$ -	\$ -	\$ -	\$ 291.86	\$ -	\$ 291.86	\$ 291.86
Liberty Mall Shaw Family LLC	53-09-01-400-007.000-015		1A	N	\$ -	\$ -	\$ -	\$ -	\$ -	\$ -	\$ -	\$ -	\$ -
BLT Indiana LLC	53-09-01-402-008.000-015		1A	N	\$ -	\$ -	\$ -	\$ -	\$ -	\$ -	\$ -	\$ -	\$ -
GRD Bloomington In Biolife Holdings LLC	53-09-01-402-001.000-015	2317	1A	N	\$ -	\$ -	\$ -	\$ -	\$ -	\$ -	\$ -	\$ -	\$ -
AM Bloomington, LLC	53-09-01-402-004.000-015	2074	1A	N	\$ -	\$ -	\$ -	\$ -	\$ -	\$ -	\$ -	\$ -	\$ -
AM Bloomington, LLC	53-09-01-402-009.000-015	2074	1A	N	\$ -	\$ -	\$ -	\$ -	\$ -	\$ -	\$ -	\$ -	\$ -
Zonabud LLC	53-09-01-402-019.000-015	2253	1A	N	\$ -	\$ -	\$ -	\$ -	\$ -	\$ -	\$ -	\$ -	\$ -
Bloomington Technology Pk LLC	53-09-01-402-011.000-015		1A	N	\$ -	\$ -	\$ -	\$ -	\$ -	\$ -	\$ -	\$ -	\$ -
Menard Inc	53-09-01-402-007.000-015		1A	N	\$ -	\$ -	\$ -	\$ -	\$ -	\$ -	\$ -	\$ -	\$ -

City of Bloomington

Area #1A: South-West Annexation Area - Circuit Breaker Impacts Analysis

Owner Name	Parcel #	Waiver	Annexation Area	AG	Pre-Annex 1% CB Credits	Pre-Annex 2% CB Credits	Pre-Annex 65 & Over CB Credits	Pre-Annex Total CB Credits	Post-Annex 1% CB Credits	Post-Annex 2% CB Credits	Post-Annex 65 & Over CB Credits	Post-Annex Total CB Credits	Total Post-Annex CB Credits Increase
Goodwill Industries Of Central In Inc	53-09-01-402-002.000-015		1A	N	\$ -	\$ -	\$ -	\$ -	\$ -	\$ -	\$ -	\$ -	\$ -
Bloomington Tech Pk LLC	53-09-01-402-006.000-015		1A	N	\$ -	\$ -	\$ -	\$ -	\$ -	\$ -	\$ -	\$ -	\$ -
Indiana University Health Bloomington Inc	53-09-01-402-013.000-015		1A	N	\$ -	\$ -	\$ -	\$ -	\$ -	\$ -	\$ -	\$ -	\$ -
Hammond, James D Revocable Trust	53-09-01-402-010.000-015		1A	N	\$ -	\$ -	\$ -	\$ -	\$ -	\$ -	\$ -	\$ -	\$ -
JML 1454 LLC	53-09-01-402-015.000-015		1A	N	\$ -	\$ -	\$ -	\$ -	\$ -	\$ -	\$ -	\$ -	\$ -
Bland Properties LLC	53-09-01-402-014.000-015	2104	1A	N	\$ -	\$ -	\$ -	\$ -	\$ -	\$ -	\$ -	\$ -	\$ -
Liberty Drive Medical Office Facility LLC	53-09-01-402-017.000-015		1A	N	\$ -	\$ -	\$ -	\$ -	\$ -	\$ -	\$ -	\$ -	\$ -
Tower Holdings LLC	53-09-01-402-018.000-015		1A	N	\$ -	\$ -	\$ -	\$ -	\$ -	\$ -	\$ -	\$ -	\$ -
80 Bloom LLC	53-09-01-402-016.000-015	2167	1A	N	\$ -	\$ -	\$ -	\$ -	\$ -	\$ -	\$ -	\$ -	\$ -
Lk Associates LLC	53-09-01-402-003.000-015	2098	1A	N	\$ -	\$ -	\$ -	\$ -	\$ -	\$ -	\$ -	\$ -	\$ -
Jastrenski Holdings LLC	53-09-01-402-012.000-015	2097	1A	N	\$ -	\$ -	\$ -	\$ -	\$ -	\$ -	\$ -	\$ -	\$ -
Lazarus LLC	53-09-01-400-001.000-015		1A	N	\$ -	\$ -	\$ -	\$ -	\$ -	\$ -	\$ -	\$ -	\$ -
Ward, Warren Glen & Amanda C	53-09-01-209-012.000-015	1877	1A	N	\$ -	\$ -	\$ -	\$ -	\$ -	\$ 392.73	\$ -	\$ 392.73	\$ 392.73
Bluemountain LLC	53-09-01-209-070.000-015		1A	N	\$ -	\$ -	\$ -	\$ -	\$ -	\$ 356.94	\$ -	\$ 356.94	\$ 356.94
Bowlen, Maiverreen A	53-09-01-209-028.000-015		1A	N	\$ -	\$ -	\$ 241.00	\$ 241.00	\$ -	\$ -	\$ 667.36	\$ 667.36	\$ 426.36
Bruce, Roy Lawrence Jr & Amy	53-04-36-303-081.000-011		1A	N	\$ -	\$ -	\$ -	\$ -	\$ 218.75	\$ -	\$ -	\$ 218.75	\$ 218.75
Slessinger, Louis E. Jr. & Barbara A.	53-04-36-303-107.000-011		1A	N	\$ -	\$ -	\$ -	\$ -	\$ 104.79	\$ -	\$ -	\$ 104.79	\$ 104.79
Glass, Garry Steven II	53-04-36-303-010.000-011		1A	N	\$ -	\$ -	\$ -	\$ -	\$ -	\$ -	\$ 313.17	\$ 313.17	\$ 313.17
Vaughan, Kenneth N	53-04-36-301-008.000-011		1A	N	\$ -	\$ -	\$ -	\$ -	\$ -	\$ -	\$ -	\$ -	\$ -
Tradeline Properties LLC	53-04-36-302-006.000-011		1A	N	\$ -	\$ 900.26	\$ -	\$ 900.26	\$ -	\$ 646.15	\$ -	\$ 646.15	\$ (254.11)
Jamison, Norma D	53-04-36-303-059.000-011		1A	N	\$ -	\$ -	\$ -	\$ -	\$ -	\$ -	\$ -	\$ -	\$ -
Johnston, David K. & Karen S.	53-04-36-301-001.000-011		1A	N	\$ -	\$ -	\$ 261.00	\$ 261.00	\$ -	\$ -	\$ 563.20	\$ 563.20	\$ 302.20
Gardner, Calvin A & Vera	53-04-36-303-070.000-011		1A	N	\$ -	\$ -	\$ -	\$ -	\$ -	\$ -	\$ -	\$ -	\$ -
Knipp, Joshua L & Rachel E	53-09-12-300-020.000-015		1A	N	\$ -	\$ -	\$ -	\$ -	\$ -	\$ -	\$ -	\$ -	\$ -
Linn, David C Revocable Trust w/life estate Linn, David Peter	53-09-01-202-019.000-015		1A	N	\$ -	\$ -	\$ -	\$ -	\$ -	\$ 350.18	\$ -	\$ 350.18	\$ 350.18
Aynes, Treva L	53-09-01-209-026.000-015		1A	N	\$ -	\$ -	\$ -	\$ -	\$ -	\$ -	\$ 538.93	\$ 538.93	\$ 538.93
Meyers, Sara E	53-09-11-103-005.000-015	2448	1A	N	\$ -	\$ -	\$ -	\$ -	\$ 286.31	\$ -	\$ -	\$ 286.31	\$ 286.31
Bedwell, Gary & Glenda	53-09-11-103-004.000-015	2448	1A	N	\$ -	\$ -	\$ -	\$ -	\$ 157.61	\$ -	\$ -	\$ 157.61	\$ 157.61
Hamman, Sean A & Jami L	53-09-11-103-002.000-015	2448	1A	N	\$ -	\$ -	\$ -	\$ -	\$ 207.63	\$ -	\$ -	\$ 207.63	\$ 207.63
Conder, James I & Sheryl L	53-09-11-103-013.000-015		1A	N	\$ -	\$ -	\$ -	\$ -	\$ 581.41	\$ -	\$ -	\$ 581.41	\$ 581.41
Rohde, Jase M & Rachel R	53-09-11-103-017.000-015	1978	1A	N	\$ -	\$ -	\$ -	\$ -	\$ 229.57	\$ -	\$ -	\$ 229.57	\$ 229.57
Kelmer, Michele M & Kaponore, Victor	53-09-11-103-018.000-015	1978	1A	N	\$ -	\$ -	\$ -	\$ -	\$ 319.20	\$ -	\$ -	\$ 319.20	\$ 319.20
Suttile, Anthony A & Caroline L	53-09-11-103-015.000-015	2066	1A	N	\$ -	\$ -	\$ -	\$ -	\$ 394.08	\$ -	\$ -	\$ 394.08	\$ 394.08
French, Danny R & Jennifer J	53-09-11-103-003.000-015	2073	1A	N	\$ -	\$ -	\$ -	\$ -	\$ 196.74	\$ -	\$ -	\$ 196.74	\$ 196.74
Warren, Eric W & Barbara L	53-09-11-103-006.000-015	2088	1A	N	\$ -	\$ -	\$ -	\$ -	\$ 439.70	\$ -	\$ -	\$ 439.70	\$ 439.70
Gafford, Forest & Veronica	53-09-11-103-007.000-015	2020	1A	N	\$ -	\$ -	\$ -	\$ -	\$ 297.57	\$ -	\$ -	\$ 297.57	\$ 297.57
Clark, Benjamin J & Marsha Ann	53-09-11-103-008.000-015	2048	1A	N	\$ -	\$ -	\$ -	\$ -	\$ -	\$ -	\$ -	\$ -	\$ -
Kunz, Troy A	53-09-11-103-016.000-015	2021	1A	N	\$ -	\$ -	\$ -	\$ -	\$ 269.04	\$ -	\$ -	\$ 269.04	\$ 269.04
Treece, Cherre Y	53-09-11-102-022.000-015	1924	1A	N	\$ -	\$ -	\$ -	\$ -	\$ 225.18	\$ -	\$ -	\$ 225.18	\$ 225.18
Koontz, Martha Evelyn	53-09-01-209-015.000-015		1A	N	\$ -	\$ -	\$ 162.00	\$ 162.00	\$ -	\$ -	\$ -	\$ -	\$ (162.00)
Clark, Gary D. & Deborah Lea	53-09-01-300-042.000-015		1A	N	\$ -	\$ -	\$ -	\$ -	\$ 3.61	\$ -	\$ -	\$ 3.61	\$ 3.61
Public Investment Corp	53-09-01-300-001.001-015		1A	N	\$ -	\$ -	\$ -	\$ -	\$ -	\$ 2,653.53	\$ -	\$ 2,653.53	\$ 2,653.53
Cox, Tony & Amy L	53-09-01-211-023.000-015		1A	N	\$ -	\$ -	\$ -	\$ -	\$ -	\$ -	\$ -	\$ -	\$ -
Clark, Gary D & Deborah Lea	53-09-01-300-026.000-015		1A	N	\$ -	\$ -	\$ -	\$ -	\$ -	\$ 230.78	\$ -	\$ 230.78	\$ 230.78
Whaley, Rex D	53-09-01-209-017.000-015		1A	N	\$ -	\$ -	\$ -	\$ -	\$ -	\$ -	\$ -	\$ -	\$ -
Johnson, Talia L	53-09-01-209-035.000-015		1A	N	\$ -	\$ -	\$ -	\$ -	\$ -	\$ -	\$ -	\$ -	\$ -

City of Bloomington

Area #1A: South-West Annexation Area - Circuit Breaker Impacts Analysis

Owner Name	Parcel #	Waiver	Annexation Area	AG	Pre-Annex 1% CB Credits	Pre-Annex 2% CB Credits	Pre-Annex 65 & Over CB Credits	Pre-Annex Total CB Credits	Post-Annex 1% CB Credits	Post-Annex 2% CB Credits	Post-Annex 65 & Over CB Credits	Post-Annex Total CB Credits	Total Post-Annex CB Credits Increase
Ayers, Morris Dean	53-09-01-211-002.000-015		1A	N	\$ -	\$ -	\$ -	\$ -	\$ -	\$ -	\$ -	\$ -	\$ -
Ward, Robert J & Kathy S	53-09-02-200-007.001-015		1A	N	\$ -	\$ -	\$ 177.00	\$ 177.00	\$ -	\$ -	\$ 945.09	\$ 945.09	\$ 768.09
Totten, Chloe Rose; Armstrong, Matthew Kenneth	53-09-02-200-122.000-015	1510	1A	N	\$ -	\$ -	\$ -	\$ -	\$ 159.81	\$ -	\$ -	\$ 159.81	\$ 159.81
Pitkin/Larsen Living Trust	53-09-02-200-003.001-015	1509	1A	N	\$ -	\$ -	\$ -	\$ -	\$ -	\$ 449.56	\$ -	\$ 449.56	\$ 449.56
Montgomery, Patrick J & Angela R	53-09-02-200-108.000-015	1510	1A	N	\$ -	\$ -	\$ -	\$ -	\$ 72.94	\$ -	\$ -	\$ 72.94	\$ 72.94
Alfonso, Melchor K	53-09-02-200-120.000-015	1510	1A	N	\$ -	\$ -	\$ -	\$ -	\$ -	\$ -	\$ -	\$ -	\$ -
Mason, Kyle A; Mobilian, Courtney	53-09-02-200-130.000-015	1528	1A	N	\$ -	\$ -	\$ -	\$ -	\$ -	\$ -	\$ -	\$ -	\$ -
Comingore, Patricia	53-09-02-200-037.000-015	1529	1A	N	\$ -	\$ -	\$ -	\$ -	\$ -	\$ -	\$ -	\$ -	\$ -
Condes, Samuel C	53-09-02-200-058.000-015	1509	1A	N	\$ -	\$ -	\$ -	\$ -	\$ 111.55	\$ -	\$ -	\$ 111.55	\$ 111.55
Valdez, Richard & Derrellyn	53-09-02-200-099.000-015	1822	1A	N	\$ -	\$ -	\$ -	\$ -	\$ 208.07	\$ -	\$ -	\$ 208.07	\$ 208.07
Hamilton, Melissa M	53-09-02-200-010.001-015	2037	1A	N	\$ -	\$ -	\$ -	\$ -	\$ 105.84	\$ -	\$ -	\$ 105.84	\$ 105.84
Crenshaw, Cidella R	53-09-02-200-011.000-015	1586	1A	N	\$ -	\$ -	\$ -	\$ -	\$ 11.52	\$ -	\$ -	\$ 11.52	\$ 11.52
Balogun, Yunusa A & Aishat O	53-09-02-200-100.000-015	1528	1A	N	\$ -	\$ -	\$ -	\$ -	\$ 131.72	\$ -	\$ -	\$ 131.72	\$ 131.72
Dye, Michael	53-09-02-200-044.000-015		1A	N	\$ -	\$ -	\$ -	\$ -	\$ -	\$ -	\$ -	\$ -	\$ -
Ziegler, Kevin Kenneth	53-09-02-200-164.000-015	1559	1A	N	\$ -	\$ -	\$ -	\$ -	\$ -	\$ -	\$ -	\$ -	\$ -
American Homes 4 Rent Properties Six LLC	53-09-02-200-048.000-015	1586	1A	N	\$ -	\$ -	\$ -	\$ -	\$ -	\$ 458.57	\$ -	\$ 458.57	\$ 458.57
Robinson, Neil A & Katherine E	53-09-02-200-123.000-015	1528	1A	N	\$ -	\$ -	\$ -	\$ -	\$ -	\$ -	\$ -	\$ -	\$ -
Raderstorf, Kenneth F III	53-09-02-200-165.000-015		1A	N	\$ -	\$ -	\$ -	\$ -	\$ -	\$ -	\$ -	\$ -	\$ -
Dunn, R Thomas Jr & Annamarie	53-09-02-200-141.000-015		1A	N	\$ -	\$ -	\$ -	\$ -	\$ -	\$ 354.82	\$ -	\$ 354.82	\$ 354.82
Patton, Fred N	53-09-02-200-162.000-015	1528	1A	N	\$ -	\$ -	\$ -	\$ -	\$ 31.43	\$ -	\$ -	\$ 31.43	\$ 31.43
Patterson, Monica E	53-09-02-200-043.000-015	1529	1A	N	\$ -	\$ -	\$ -	\$ -	\$ -	\$ -	\$ -	\$ -	\$ -
Andrew, Elizabeth R	53-09-02-200-085.000-015	1528	1A	N	\$ -	\$ -	\$ -	\$ -	\$ -	\$ -	\$ -	\$ -	\$ -
McPherson, Steven M; Tymoski, Theresa	53-09-02-200-145.000-015		1A	N	\$ -	\$ -	\$ -	\$ -	\$ 93.55	\$ -	\$ -	\$ 93.55	\$ 93.55
Lefler, Gregory Sean	53-09-02-200-008.001-015	1509	1A	N	\$ -	\$ -	\$ -	\$ -	\$ 160.69	\$ -	\$ -	\$ 160.69	\$ 160.69
State Of Indiana	53-09-12-300-002.000-015		1A	N	\$ -	\$ -	\$ -	\$ -	\$ -	\$ -	\$ -	\$ -	\$ -
Li, Changqing & Yang, Jinjin	53-09-02-100-003.093-015	2309	1A	N	\$ -	\$ -	\$ -	\$ -	\$ 1,247.42	\$ -	\$ -	\$ 1,247.42	\$ 1,247.42
Evans, James Wesley & Shirree Alexandra	53-09-02-100-003.094-015	2309	1A	N	\$ -	\$ -	\$ -	\$ -	\$ 899.50	\$ -	\$ -	\$ 899.50	\$ 899.50
Atkinson, Kyle R & Hensler, Pamela J	53-09-02-100-003.095-015	2309	1A	N	\$ -	\$ -	\$ -	\$ -	\$ 797.28	\$ -	\$ -	\$ 797.28	\$ 797.28
Berg, Carolyn J	53-09-02-100-003.096-015	2309	1A	N	\$ -	\$ -	\$ -	\$ -	\$ 699.88	\$ -	\$ -	\$ 699.88	\$ 699.88
Norbu, Lhundup N. & Taylor-Norbu, Theresa L.	53-09-02-100-003.097-015	2309	1A	N	\$ -	\$ -	\$ -	\$ -	\$ 674.44	\$ -	\$ -	\$ 674.44	\$ 674.44
Shaw, David A & Margaret A	53-09-02-100-003.098-015	2309	1A	N	\$ -	\$ -	\$ -	\$ -	\$ 1,095.17	\$ -	\$ -	\$ 1,095.17	\$ 1,095.17
Serrano-Vargas, Heidi & Rodriguez-Colon, Edwin Omar	53-09-02-100-003.099-015	2309	1A	N	\$ -	\$ -	\$ -	\$ -	\$ 685.84	\$ -	\$ -	\$ 685.84	\$ 685.84

City of Bloomington

Area #1A: South-West Annexation Area - Circuit Breaker Impacts Analysis

Owner Name	Parcel #	Waiver	Annexation Area	AG	Pre-Annex 1% CB Credits	Pre-Annex 2% CB Credits	Pre-Annex 65 & Over CB Credits	Pre-Annex Total CB Credits	Post-Annex 1% CB Credits	Post-Annex 2% CB Credits	Post-Annex 65 & Over CB Credits	Post-Annex Total CB Credits	Total Post-Annex CB Credits Increase
Sherman, William & Sheryl	53-09-02-400-003.184-015	2309	1A	N	\$ -	\$ -	\$ -	\$ -	\$ 464.73	\$ -	\$ -	\$ 464.73	\$ 464.73
Alexander, Rudolph & Kimberly Braun	53-09-02-400-003.185-015	2309	1A	N	\$ -	\$ -	\$ -	\$ -	\$ -	\$ -	\$ -	\$ -	\$ -
Foley, Paul Michael III	53-09-02-400-003.186-015	2309	1A	N	\$ -	\$ -	\$ -	\$ -	\$ 660.39	\$ -	\$ -	\$ 660.39	\$ 660.39
Means, William John & Elise H	53-09-02-400-003.187-015	2309	1A	N	\$ -	\$ -	\$ -	\$ -	\$ 673.99	\$ -	\$ -	\$ 673.99	\$ 673.99
Snider, Adam P & Bailey E	53-09-02-400-003.188-015	2309	1A	N	\$ -	\$ -	\$ -	\$ -	\$ 617.41	\$ -	\$ -	\$ 617.41	\$ 617.41
Crespo, William F	53-09-02-400-003.189-015	2309	1A	N	\$ -	\$ -	\$ -	\$ -	\$ 679.70	\$ -	\$ -	\$ 679.70	\$ 679.70
Zoh, Roger & Tekwe, Dwele Carmen	53-09-02-400-003.190-015	2309	1A	N	\$ -	\$ -	\$ -	\$ -	\$ 36.39	\$ -	\$ -	\$ 36.39	\$ 36.39
Jedlicka, Jason	53-09-02-400-003.191-015	2309	1A	N	\$ -	\$ -	\$ -	\$ -	\$ 696.81	\$ -	\$ -	\$ 696.81	\$ 696.81
Stonechase Homeowners Association, Inc	53-09-02-100-303.094-015	2309	1A	N	\$ -	\$ -	\$ -	\$ -	\$ -	\$ -	\$ -	\$ -	\$ -
Stonechase Homeowners Association, Inc	53-09-02-400-003.096-015	2309	1A	N	\$ -	\$ -	\$ -	\$ -	\$ -	\$ -	\$ -	\$ -	\$ -
Ping, Robert E	53-09-01-212-005.000-015		1A	N	\$ -	\$ -	\$ 334.00	\$ 334.00	\$ -	\$ -	\$ 792.99	\$ 792.99	\$ 458.99
Howell, Monty & Sharon	53-09-01-209-054.000-015		1A	N	\$ -	\$ -	\$ -	\$ -	\$ -	\$ -	\$ -	\$ -	\$ -
Wallace, Carol Ann	53-09-01-211-033.000-015		1A	N	\$ -	\$ -	\$ -	\$ -	\$ -	\$ -	\$ -	\$ -	\$ -
Liberty Business Park LLC	53-01-61-955-002.000-015	2443	1A	N	\$ -	\$ -	\$ -	\$ -	\$ -	\$ -	\$ -	\$ -	\$ -
Woodson Davis Bloomington LLC	53-01-61-955-003.000-015	2474	1A	N	\$ -	\$ -	\$ -	\$ -	\$ -	\$ -	\$ -	\$ -	\$ -
Bryan Rental Inc	53-09-01-400-006.000-015		1A	N	\$ -	\$ -	\$ -	\$ -	\$ -	\$ -	\$ -	\$ -	\$ -
Sharpe, Richard C & Mary F Trust	53-09-01-209-043.000-015	1839	1A	N	\$ -	\$ -	\$ -	\$ -	\$ 90.06	\$ -	\$ -	\$ 90.06	\$ 90.06
Hogue, James Eugene & Annie Michelle	53-09-01-209-006.000-015		1A	N	\$ -	\$ -	\$ -	\$ -	\$ -	\$ -	\$ -	\$ -	\$ -
State of Indiana	53-05-31-101-036.000-004		1A	N	\$ -	\$ -	\$ -	\$ -	\$ -	\$ -	\$ -	\$ -	\$ -
Stonelake Corp	53-05-29-100-018.002-004	2291	1A	N	\$ -	\$ -	\$ -	\$ -	\$ -	\$ -	\$ -	\$ -	\$ -
Hermann, Kenneth F & Denise M	53-05-29-100-018.033-004		1A	N	\$ -	\$ -	\$ -	\$ -	\$ 295.95	\$ -	\$ -	\$ 295.95	\$ 295.95
Andrews, Frederick Trust, (1/2 interest); Andrews, Sereta Trust, (1/2 interest)	53-05-29-100-018.034-004		1A	N	\$ -	\$ -	\$ -	\$ -	\$ 366.65	\$ -	\$ -	\$ 366.65	\$ 366.65
Stonelake Homes LLC	53-05-29-100-018.035-004		1A	N	\$ -	\$ -	\$ -	\$ -	\$ -	\$ -	\$ -	\$ -	\$ -
Stonelake Homes LLC	53-05-29-100-018.036-004		1A	N	\$ -	\$ -	\$ -	\$ -	\$ -	\$ -	\$ -	\$ -	\$ -
Doyle, Albert L & Connie	53-05-29-100-018.041-004		1A	N	\$ -	\$ -	\$ -	\$ -	\$ 348.53	\$ -	\$ -	\$ 348.53	\$ 348.53
Hunter, Jordan J; Hunter, David R	53-05-29-100-018.042-004		1A	N	\$ -	\$ -	\$ -	\$ -	\$ 361.00	\$ -	\$ -	\$ 361.00	\$ 361.00
Sitzes, Glenn D & Pamela A	53-05-29-100-018.043-004		1A	N	\$ -	\$ -	\$ -	\$ -	\$ 306.65	\$ -	\$ -	\$ 306.65	\$ 306.65
Gierke, Brenda Jean	53-05-29-100-018.044-004		1A	N	\$ -	\$ -	\$ -	\$ -	\$ 306.65	\$ -	\$ -	\$ 306.65	\$ 306.65
Stonelake Homes LLC	53-05-29-100-018.045-004		1A	N	\$ -	\$ -	\$ -	\$ -	\$ -	\$ -	\$ -	\$ -	\$ -
Stonelake Homes LLC	53-05-29-100-018.046-004		1A	N	\$ -	\$ -	\$ -	\$ -	\$ -	\$ -	\$ -	\$ -	\$ -
Stonelake Homes LLC	53-05-29-100-018.047-004		1A	N	\$ -	\$ -	\$ -	\$ -	\$ -	\$ -	\$ -	\$ -	\$ -
Stonelake Homes LLC	53-05-29-100-018.048-004		1A	N	\$ -	\$ -	\$ -	\$ -	\$ -	\$ -	\$ -	\$ -	\$ -
Stonelake Homes LLC	53-05-29-100-018.049-004		1A	N	\$ -	\$ -	\$ -	\$ -	\$ -	\$ -	\$ -	\$ -	\$ -
Stonelake Homes LLC	53-05-29-100-018.050-004		1A	N	\$ -	\$ -	\$ -	\$ -	\$ -	\$ -	\$ -	\$ -	\$ -
Engle, Timothy J & Tina J	53-05-29-100-018.051-004		1A	N	\$ -	\$ -	\$ -	\$ -	\$ -	\$ -	\$ -	\$ -	\$ -
Stogdill, Jeffrey Scott & Tonya Augusta	53-05-29-100-018.052-004		1A	N	\$ -	\$ -	\$ -	\$ -	\$ -	\$ -	\$ -	\$ -	\$ -
Trinity Reformed Church of Bloomington, Indiana Inc.	53-09-11-400-006.006-015	2373	1A	N	\$ -	\$ -	\$ -	\$ -	\$ -	\$ -	\$ -	\$ -	\$ -
Commercial Buildings LLC	53-04-36-401-001.002-011	2479	1A	N	\$ -	\$ -	\$ -	\$ -	\$ -	\$ -	\$ -	\$ -	\$ -
3808 West Gifford Road LLC	53-09-01-300-033.002-015		1A	N	\$ -	\$ -	\$ -	\$ -	\$ -	\$ 153.94	\$ -	\$ 153.94	\$ 153.94
Hospitality House Inc	53-09-01-300-033.003-015		1A	N	\$ -	\$ -	\$ -	\$ -	\$ -	\$ -	\$ -	\$ -	\$ -
3998 West Gifford Road LLC	53-09-01-300-033.004-015		1A	N	\$ -	\$ -	\$ -	\$ -	\$ -	\$ 152.19	\$ -	\$ 152.19	\$ 152.19
Board Of Commissioners Monroe County, The	53-04-36-100-030.000-011		1A	N	\$ -	\$ -	\$ -	\$ -	\$ -	\$ -	\$ -	\$ -	\$ -

City of Bloomington

Area #1B: South-West Annexation Area - Circuit Breaker Impacts Analysis

Owner Name	Parcel #	Waiver	Annexation Area	AG	Pre-Annex 1% CB Credits	Pre-Annex 2% CB Credits	Pre-Annex 65 & Over CB Credits	Pre-Annex Total CB Credits	Post-Annex 1% CB Credits	Post-Annex 2% CB Credits	Post-Annex 65 & Over CB Credits	Post-Annex Total CB Credits	Total Post-Annex CB Credits Increase
Drewes, James T	53-08-17-403-038.000-008		1B	N	\$ -	\$ -	\$ -	\$ -	\$ -	\$ 339.56	\$ -	\$ 339.56	\$ 339.56
Moberly, Brent A	53-08-17-403-037.000-008	1461	1B	N	\$ -	\$ -	\$ -	\$ -	\$ -	\$ -	\$ -	\$ -	\$ -
Lane, William G & Rosann	53-08-17-301-156.000-008	1985	1B	N	\$ -	\$ -	\$ -	\$ -	\$ 320.76	\$ -	\$ -	\$ 320.76	\$ 320.76
Stautz, Robert W & Marsha L	53-08-20-200-002.000-008	2341	1B	N	\$ -	\$ -	\$ -	\$ -	\$ 225.62	\$ -	\$ -	\$ 225.62	\$ 225.62
Larson, Kevin & Pearman, Dana	53-08-20-200-020.000-008	2342	1B	N	\$ -	\$ -	\$ -	\$ -	\$ -	\$ -	\$ -	\$ -	\$ -
Killion, Ricky M & Cheryl A	53-08-17-403-047.000-008		1B	N	\$ -	\$ -	\$ -	\$ -	\$ -	\$ -	\$ -	\$ -	\$ -
Oyler, Samuel G	53-08-17-403-034.000-008		1B	N	\$ -	\$ -	\$ -	\$ -	\$ -	\$ -	\$ -	\$ -	\$ -
Rifkowitz, Lewis	53-08-17-403-015.000-008		1B	N	\$ -	\$ -	\$ -	\$ -	\$ -	\$ 294.45	\$ -	\$ 294.45	\$ 294.45
Hartley, Cecilia A	53-08-17-403-023.000-008		1B	N	\$ -	\$ -	\$ 199.00	\$ 199.00	\$ -	\$ -	\$ 694.72	\$ 694.72	\$ 495.72
Tuttle, Angela Dee & Susan A Johnson	53-08-17-403-019.000-008		1B	N	\$ -	\$ -	\$ -	\$ -	\$ -	\$ -	\$ -	\$ -	\$ -
Barton, Michael	53-08-17-103-003.000-008		1B	N	\$ -	\$ -	\$ -	\$ -	\$ -	\$ -	\$ -	\$ -	\$ -
Hamilton, Paul D & Lindsey B	53-08-17-102-056.000-008		1B	N	\$ -	\$ -	\$ -	\$ -	\$ 27.62	\$ -	\$ -	\$ 27.62	\$ 27.62
Morris, Jeffrey Michael & Radecki, Allana Janice	53-08-17-204-002.000-008		1B	N	\$ -	\$ -	\$ -	\$ -	\$ -	\$ 280.75	\$ -	\$ 280.75	\$ 280.75
Ingles Property Management LLC	53-08-17-402-003.000-008	1244	1B	N	\$ -	\$ -	\$ -	\$ -	\$ -	\$ 272.74	\$ -	\$ 272.74	\$ 272.74
Ratts, Larry D & Patterson, Karen A	53-08-17-101-008.000-008		1B	N	\$ -	\$ -	\$ -	\$ -	\$ 675.99	\$ -	\$ -	\$ 675.99	\$ 675.99
Best, Tamara	53-08-17-102-057.000-008		1B	N	\$ -	\$ -	\$ -	\$ -	\$ 341.03	\$ -	\$ -	\$ 341.03	\$ 341.03
Pitner, Gregory G & Donna E	53-08-20-200-031.000-008	2343	1B	N	\$ -	\$ -	\$ -	\$ -	\$ 606.02	\$ -	\$ -	\$ 606.02	\$ 606.02
McGhie, Thomas W & Alyson M	53-08-20-200-009.000-008	2344	1B	N	\$ -	\$ -	\$ -	\$ -	\$ 747.20	\$ -	\$ -	\$ 747.20	\$ 747.20
Din, Mohammed Zahid & Faiza	53-08-20-200-024.000-008	2486	1B	N	\$ -	\$ -	\$ -	\$ -	\$ 1,417.10	\$ -	\$ -	\$ 1,417.10	\$ 1,417.10
Butler, Daniel J & Monica J	53-08-17-301-152.000-008	2061	1B	N	\$ -	\$ -	\$ -	\$ -	\$ 724.02	\$ -	\$ -	\$ 724.02	\$ 724.02
Brummett, Russell E & Samantha G	53-08-17-301-092.000-008	2108	1B	N	\$ -	\$ -	\$ -	\$ -	\$ 436.27	\$ -	\$ -	\$ 436.27	\$ 436.27
Crowhurst, James W Jr & Lisa M	53-08-17-301-154.000-008	2200	1B	N	\$ -	\$ -	\$ -	\$ -	\$ 789.43	\$ -	\$ -	\$ 789.43	\$ 789.43
Kelly-Josse, Cameron M & Andrews, Jenifer A	53-08-17-301-153.000-008	2345	1B	N	\$ -	\$ -	\$ -	\$ -	\$ 693.79	\$ -	\$ -	\$ 693.79	\$ 693.79
Allison, Lucas D & Jaculine Wyka	53-08-17-301-091.000-008	2125	1B	N	\$ -	\$ -	\$ -	\$ -	\$ 680.12	\$ -	\$ -	\$ 680.12	\$ 680.12
Crowhurst, James W & Lisa M; Henderson, Penny Francine & Jerry Leo	53-08-17-301-208.000-008	2314	1B	N	\$ -	\$ -	\$ -	\$ -	\$ 416.80	\$ -	\$ -	\$ 416.80	\$ 416.80
Abdoo, Mark & Joann Alperstein	53-08-17-301-207.000-008	2100	1B	N	\$ -	\$ -	\$ -	\$ -	\$ 992.72	\$ -	\$ -	\$ 992.72	\$ 992.72
Jackson, JeNey J & Audra C	53-08-20-200-027.000-008	2228	1B	N	\$ -	\$ -	\$ -	\$ -	\$ 1,591.41	\$ -	\$ -	\$ 1,591.41	\$ 1,591.41
Jerke, Travis & Kathy	53-08-20-200-018.000-008	2302	1B	N	\$ -	\$ -	\$ -	\$ -	\$ 543.92	\$ -	\$ -	\$ 543.92	\$ 543.92
Whelan, J David	53-08-20-200-023.000-008	2221	1B	N	\$ -	\$ -	\$ -	\$ -	\$ 1,124.17	\$ -	\$ -	\$ 1,124.17	\$ 1,124.17
Kentish, Kevin D & Jennifer Lynn	53-08-20-200-029.000-008	2346	1B	N	\$ -	\$ -	\$ -	\$ -	\$ 991.06	\$ -	\$ -	\$ 991.06	\$ 991.06
Corns, Michael L & Marsha K	53-08-20-200-030.000-008	2320	1B	N	\$ -	\$ -	\$ -	\$ -	\$ 940.97	\$ -	\$ -	\$ 940.97	\$ 940.97
Anderson-Corns	53-08-20-200-012.000-008	2252	1B	N	\$ -	\$ -	\$ -	\$ -	\$ 296.83	\$ -	\$ -	\$ 296.83	\$ 296.83
Richards, Bruce M & Jennifer L	53-08-20-200-008.000-008	2100	1B	N	\$ -	\$ -	\$ -	\$ -	\$ 1,056.89	\$ -	\$ -	\$ 1,056.89	\$ 1,056.89
Buchanan, Micah W & Melissa D	53-08-20-200-028.000-008	2107	1B	N	\$ -	\$ -	\$ -	\$ -	\$ 141.16	\$ -	\$ -	\$ 141.16	\$ 141.16
Ray, David A & W Gale	53-08-20-200-017.000-008	2370	1B	N	\$ -	\$ -	\$ -	\$ -	\$ 1,151.29	\$ -	\$ -	\$ 1,151.29	\$ 1,151.29
Hinz, Adam J & Amanda C	53-08-20-200-015.000-008	2195	1B	N	\$ -	\$ -	\$ -	\$ -	\$ 698.34	\$ -	\$ -	\$ 698.34	\$ 698.34
Martinez, Frank & Denise	53-08-20-200-019.000-008	2093	1B	N	\$ -	\$ -	\$ -	\$ -	\$ 1,210.09	\$ -	\$ -	\$ 1,210.09	\$ 1,210.09
Trueblood, Richard D & Alison R	53-08-20-200-026.000-008	2176	1B	N	\$ -	\$ -	\$ -	\$ -	\$ 1,354.58	\$ -	\$ -	\$ 1,354.58	\$ 1,354.58
Montgomery, Deborah S; Loring, Victoria L	53-08-20-200-025.000-008	2304	1B	N	\$ -	\$ -	\$ -	\$ -	\$ 951.73	\$ -	\$ -	\$ 951.73	\$ 951.73
Diamond, Susan Lynn & De Veau, Eileen M & Diamond, John A	53-08-20-200-033.000-008		1B	N	\$ -	\$ -	\$ -	\$ -	\$ 1,624.95	\$ -	\$ -	\$ 1,624.95	\$ 1,624.95
Hosea, Todd M & Cindy M													

City of Bloomington

Area #1B: South-West Annexation Area - Circuit Breaker Impacts Analysis

Owner Name	Parcel #	Waiver	Annexation Area	AG	Pre-Annex 1% CB Credits	Pre-Annex 2% CB Credits	Pre-Annex 65 & Over CB Credits	Pre-Annex Total CB Credits	Post-Annex 1% CB Credits	Post-Annex 2% CB Credits	Post-Annex 65 & Over CB Credits	Post-Annex Total CB Credits	Total Post-Annex CB Credits Increase
Phan, Anh H; Nguyen, Trieu Phuong Thi; Tran, Hoa V	53-08-20-200-032.000-008	2511	1B	N	\$ -	\$ -	\$ -	\$ -	\$ 118.71	\$ -	\$ -	\$ 118.71	\$ 118.71
Astvanish, Vivek & Neetu	53-08-20-200-021.000-008	2125	1B	N	\$ -	\$ -	\$ -	\$ -	\$ 1,047.16	\$ -	\$ -	\$ 1,047.16	\$ 1,047.16
Arnold, Troy S & Samantha B	53-08-20-200-005.000-008	2136	1B	N	\$ -	\$ -	\$ -	\$ -	\$ 296.00	\$ -	\$ -	\$ 296.00	\$ 296.00
Richardson, Michael D & Maranda L	53-08-17-301-157.000-008	2061	1B	N	\$ -	\$ -	\$ -	\$ -	\$ 1,383.60	\$ -	\$ -	\$ 1,383.60	\$ 1,383.60
Wangle Properties LLC	53-08-17-102-017.000-008		1B	N	\$ -	\$ -	\$ -	\$ -	\$ -	\$ 278.64	\$ -	\$ 278.64	\$ 278.64
McCracken, Linda O	53-08-17-407-024.000-008	2480	1B	N	\$ -	\$ -	\$ -	\$ -	\$ -	\$ 236.70	\$ -	\$ 236.70	\$ 236.70
Birch & Brass Design LLC	53-08-17-110-004.000-008		1B	N	\$ -	\$ -	\$ 321.00	\$ 321.00	\$ -	\$ -	\$ 659.97	\$ 659.97	\$ 338.97
Jones, Phillip M & Wilma Jean	53-08-17-407-021.000-008	1224	1B	N	\$ -	\$ -	\$ -	\$ -	\$ -	\$ 145.64	\$ -	\$ 145.64	\$ 145.64
Bloomington Country Club, Inc.	53-08-17-100-026.000-008		1B	N	\$ -	\$ -	\$ -	\$ -	\$ -	\$ -	\$ -	\$ -	\$ -
Professional Golfcar Corp	53-08-18-400-005.000-008		1B	N	\$ -	\$ -	\$ -	\$ -	\$ -	\$ -	\$ -	\$ -	\$ -
East, Jillian Emily	53-08-17-100-037.000-008	1010	1B	N	\$ -	\$ -	\$ -	\$ -	\$ -	\$ -	\$ -	\$ -	\$ -
Hamilton, Brandon R & Olafardottir, Olof D	53-08-17-102-062.000-008	2463	1B	N	\$ -	\$ -	\$ -	\$ -	\$ -	\$ -	\$ -	\$ -	\$ -
Ellis Investment Properties, LLC	53-08-17-407-019.000-008		1B	N	\$ -	\$ -	\$ -	\$ -	\$ -	\$ 169.46	\$ -	\$ 169.46	\$ 169.46
C & H Stone Company, Inc.	53-08-18-400-004.000-008		1B	N	\$ -	\$ -	\$ -	\$ -	\$ -	\$ -	\$ -	\$ -	\$ -
City of Bloomington, Indiana	53-08-18-400-003.000-008		1B	N	\$ -	\$ -	\$ -	\$ -	\$ -	\$ -	\$ -	\$ -	\$ -
State of Indiana	53-08-18-300-002.000-008		1B	N	\$ -	\$ -	\$ -	\$ -	\$ -	\$ -	\$ -	\$ -	\$ -
AKB Development, LLC	53-08-19-200-064.000-008	2148	1B	N	\$ -	\$ -	\$ -	\$ -	\$ -	\$ -	\$ -	\$ -	\$ -
State of Indiana	53-08-19-200-061.000-008	2148	1B	N	\$ -	\$ -	\$ -	\$ -	\$ -	\$ -	\$ -	\$ -	\$ -
Brown, Wendell L & Joan L	53-08-17-100-030.000-008		1B	N	\$ -	\$ -	\$ -	\$ -	\$ -	\$ -	\$ -	\$ -	\$ -
Charles Layne LLC	53-01-40-838-000.000-008		1B	N	\$ -	\$ -	\$ -	\$ -	\$ -	\$ -	\$ -	\$ -	\$ -
White, Brett E & Heather I	53-08-17-102-047.000-008		1B	N	\$ -	\$ -	\$ -	\$ -	\$ -	\$ -	\$ -	\$ -	\$ -
Cree, R Shane I & Inga	53-08-17-100-032.000-008	1059	1B	N	\$ -	\$ -	\$ -	\$ -	\$ -	\$ 203.40	\$ -	\$ 203.40	\$ 203.40
Mpt Of Bloomington LLC	53-08-19-200-059.000-008	2148	1B	N	\$ -	\$ -	\$ -	\$ -	\$ -	\$ -	\$ -	\$ -	\$ -
Indiana University Health Inc	53-08-19-200-060.000-008	2148	1B	N	\$ -	\$ -	\$ -	\$ -	\$ -	\$ -	\$ -	\$ -	\$ -
Indiana University Health Inc	53-08-19-200-063.000-008	2148	1B	N	\$ -	\$ -	\$ -	\$ -	\$ -	\$ -	\$ -	\$ -	\$ -
Monroe Medical Park Association, Inc	53-08-19-200-058.000-008	2148	1B	N	\$ -	\$ -	\$ -	\$ -	\$ -	\$ -	\$ -	\$ -	\$ -
Duke Energy Indiana Inc	53-08-19-200-063.004-008	2148	1B	N	\$ -	\$ -	\$ -	\$ -	\$ -	\$ -	\$ -	\$ -	\$ -
Hays, Timothy	53-08-17-400-011.000-008		1B	N	\$ -	\$ -	\$ -	\$ -	\$ -	\$ -	\$ -	\$ -	\$ -
Zen, Edwin K	53-01-40-561-000.000-008		1B	N	\$ -	\$ -	\$ -	\$ -	\$ 412.67	\$ -	\$ -	\$ 412.67	\$ 412.67
Karaffa, Paul A & Marni Dickson Karaffa	53-08-17-102-069.000-008		1B	N	\$ -	\$ -	\$ -	\$ -	\$ -	\$ -	\$ -	\$ -	\$ -
Childress, Philip L. & Dana R.	53-08-17-401-012.000-008		1B	N	\$ -	\$ -	\$ -	\$ -	\$ -	\$ -	\$ -	\$ -	\$ -
Schaad, William F	53-08-20-100-049.000-008		1B	N	\$ -	\$ -	\$ -	\$ -	\$ -	\$ 204.45	\$ -	\$ 204.45	\$ 204.45
Brinegar, Emily R: Sindere, Rebekah Suzanne	53-08-20-100-041.000-008		1B	N	\$ -	\$ -	\$ -	\$ -	\$ -	\$ -	\$ -	\$ -	\$ -
Wininger, Thomas R	53-08-20-100-032.000-008	2149	1B	N	\$ -	\$ -	\$ -	\$ -	\$ -	\$ 261.82	\$ -	\$ 261.82	\$ 261.82
Colby, Teresa D	53-08-17-102-027.000-008	1293	1B	N	\$ -	\$ -	\$ -	\$ -	\$ 151.82	\$ -	\$ -	\$ 151.82	\$ 151.82
Baird, Corbin J & Rhonda K	53-08-17-102-045.000-008	1227	1B	N	\$ -	\$ -	\$ -	\$ -	\$ -	\$ -	\$ -	\$ -	\$ -
Ziegler, Carl H Rev Living Trust	53-08-17-100-031.000-008		1B	N	\$ -	\$ -	\$ -	\$ -	\$ -	\$ 331.97	\$ -	\$ 331.97	\$ 331.97
State of Indiana	53-08-19-100-016.000-008		1B	Y	\$ -	\$ -	\$ -	\$ -	\$ -	\$ -	\$ -	\$ -	\$ -
Oliver, Katherine & Ellen Prasse	53-08-20-100-047.000-008		1B	N	\$ -	\$ -	\$ -	\$ -	\$ -	\$ -	\$ -	\$ -	\$ -
Watts, Janet K	53-01-40-873-000.000-008		1B	N	\$ -	\$ -	\$ -	\$ -	\$ -	\$ -	\$ -	\$ -	\$ -
Muruganantham, Nivetha & Muruganantham, Kavitha	53-08-17-101-002.000-008		1B	N	\$ -	\$ -	\$ -	\$ -	\$ 288.03	\$ -	\$ -	\$ 288.03	\$ 288.03
Adkins, Robert H	53-08-17-102-026.000-008	1178	1B	N	\$ -	\$ -	\$ 515.00	\$ 515.00	\$ -	\$ -	\$ -	\$ -	\$ (515.00)
Roberts, Gary Douglas & Stephanie J	53-08-20-200-001.001-008		1B	N	\$ -	\$ -	\$ -	\$ -	\$ -	\$ -	\$ -	\$ -	\$ -

City of Bloomington

Area #1B: South-West Annexation Area - Circuit Breaker Impacts Analysis

Owner Name	Parcel #	Waiver	Annexation Area	AG	Pre-Annex 1% CB Credits	Pre-Annex 2% CB Credits	Pre-Annex 65 & Over CB Credits	Pre-Annex Total CB Credits	Post-Annex 1% CB Credits	Post-Annex 2% CB Credits	Post-Annex 65 & Over CB Credits	Post-Annex Total CB Credits	Total Post-Annex CB Credits Increase
Crane, Dave R	53-08-17-100-012.000-008		1B	N	\$ -	\$ -	\$ -	\$ -	\$ -	\$ 145.68	\$ -	\$ 145.68	\$ 145.68
Willow Creek Homeowners Association Inc	53-08-17-404-035.000-008		1B	N	\$ -	\$ -	\$ -	\$ -	\$ -	\$ -	\$ -	\$ -	\$ -
Jones, Janssen & Nicole	53-08-17-406-003.000-008		1B	N	\$ -	\$ -	\$ -	\$ -	\$ -	\$ -	\$ -	\$ -	\$ -
Heald, Nathan; Wilcoxon, Cherly Ann	53-08-17-406-023.000-008		1B	N	\$ -	\$ -	\$ -	\$ -	\$ 146.86	\$ -	\$ -	\$ 146.86	\$ 146.86
Harbison, Zachary C & Stephanie L	53-08-17-406-013.000-008		1B	N	\$ -	\$ -	\$ -	\$ -	\$ 320.74	\$ -	\$ -	\$ 320.74	\$ 320.74
Armstrong, Guy Frederick III & Samarzea, Brian Russell	53-08-17-406-014.000-008		1B	N	\$ -	\$ -	\$ -	\$ -	\$ 213.52	\$ -	\$ -	\$ 213.52	\$ 213.52
Jones, Richard H & Clyde H	53-08-17-406-007.000-008		1B	N	\$ -	\$ -	\$ -	\$ -	\$ 64.04	\$ -	\$ -	\$ 64.04	\$ 64.04
Bowlen, Nancy C	53-08-17-406-030.000-008		1B	N	\$ -	\$ -	\$ 291.00	\$ 291.00	\$ -	\$ -	\$ 1,022.02	\$ 1,022.02	\$ 731.02
Zehner, Amy L	53-08-17-406-021.000-008	1729	1B	N	\$ -	\$ -	\$ -	\$ -	\$ 177.50	\$ -	\$ -	\$ 177.50	\$ 177.50
Biddle, Kent E & Barbara K	53-08-17-406-020.000-008		1B	N	\$ -	\$ -	\$ -	\$ -	\$ 25.13	\$ -	\$ -	\$ 25.13	\$ 25.13
Summitt, Steven B & Anna M	53-08-17-406-009.000-008		1B	N	\$ -	\$ -	\$ -	\$ -	\$ 96.75	\$ -	\$ -	\$ 96.75	\$ 96.75
Van Der Dussen, Rhonda E	53-08-17-406-010.000-008		1B	N	\$ -	\$ -	\$ -	\$ -	\$ -	\$ -	\$ -	\$ -	\$ -
Knaus, Terry W	53-08-17-406-019.000-008		1B	N	\$ -	\$ -	\$ -	\$ -	\$ 54.52	\$ -	\$ -	\$ 54.52	\$ 54.52
Wilson, Steven A Jr; Messmer, Jessica Ann	53-08-17-406-015.000-008		1B	N	\$ -	\$ -	\$ -	\$ -	\$ 138.58	\$ -	\$ -	\$ 138.58	\$ 138.58
Van Hoy, William III	53-08-17-406-027.000-008		1B	N	\$ -	\$ -	\$ -	\$ -	\$ -	\$ -	\$ -	\$ -	\$ -
Anderson, Alissa G; Brooks, Austin D	53-08-17-406-029.000-008		1B	N	\$ -	\$ -	\$ -	\$ -	\$ 81.44	\$ -	\$ -	\$ 81.44	\$ 81.44
Loveless, Justin W	53-08-17-101-007.000-008		1B	N	\$ -	\$ -	\$ -	\$ -	\$ 455.31	\$ -	\$ -	\$ 455.31	\$ 455.31
Larson, Sarah E & Michael J	53-08-17-100-020.000-008		1B	N	\$ -	\$ -	\$ -	\$ -	\$ -	\$ -	\$ -	\$ -	\$ -
Spicer Rentals LLC	53-08-17-407-026.000-008	1294	1B	N	\$ -	\$ -	\$ -	\$ -	\$ -	\$ 290.45	\$ -	\$ 290.45	\$ 290.45
Coleman, Braiden & Brooke	53-08-17-407-003.000-008	2440	1B	N	\$ -	\$ -	\$ -	\$ -	\$ 69.84	\$ -	\$ -	\$ 69.84	\$ 69.84
Conrad, Mark A & Julie L	53-08-17-407-031.000-008	2440	1B	N	\$ -	\$ -	\$ -	\$ -	\$ 86.83	\$ -	\$ -	\$ 86.83	\$ 86.83
Hobbit Homes LLC	53-08-17-406-028.000-008	1830	1B	N	\$ -	\$ -	\$ -	\$ -	\$ 19.75	\$ -	\$ -	\$ 19.75	\$ 19.75
Costin, John A & Christine E	53-08-17-406-031.000-008		1B	N	\$ -	\$ -	\$ -	\$ -	\$ -	\$ -	\$ -	\$ -	\$ -
Wilson, Whitney & Bradley	53-08-17-406-032.000-008		1B	N	\$ -	\$ -	\$ -	\$ -	\$ 111.25	\$ -	\$ -	\$ 111.25	\$ 111.25
Cappiello, Mary J.	53-08-17-406-002.000-008		1B	N	\$ -	\$ -	\$ -	\$ -	\$ 81.44	\$ -	\$ -	\$ 81.44	\$ 81.44

City of Bloomington

Area #1B: South-West Annexation Area - Circuit Breaker Impacts Analysis

Owner Name	Parcel #	Waiver	Annexation Area	AG	Pre-Annex 1% CB Credits	Pre-Annex 2% CB Credits	Pre-Annex 65 & Over CB Credits	Pre-Annex Total CB Credits	Post-Annex 1% CB Credits	Post-Annex 2% CB Credits	Post-Annex 65 & Over CB Credits	Post-Annex Total CB Credits	Total Post-Annex CB Credits Increase
Barrett, John & Alisha Jensen	53-08-17-406-038.000-008		1B	N	\$ -	\$ -	\$ -	\$ -	\$ 64.87	\$ -	\$ -	\$ 64.87	\$ 64.87
Woodbridge, Timothy & Julia	53-08-17-406-016.000-008		1B	N	\$ -	\$ -	\$ -	\$ -	\$ 137.32	\$ -	\$ -	\$ 137.32	\$ 137.32
Dennis, Darrell O & Siobhan F	53-08-17-406-035.000-008		1B	N	\$ -	\$ -	\$ -	\$ -	\$ 69.84	\$ -	\$ -	\$ 69.84	\$ 69.84
Goy, S Eric & Kimberly	53-08-17-406-039.000-008		1B	N	\$ -	\$ -	\$ -	\$ -	\$ 232.15	\$ -	\$ -	\$ 232.15	\$ 232.15
Culver, Robert W	53-08-17-406-034.000-008		1B	N	\$ -	\$ -	\$ -	\$ -	\$ 26.37	\$ -	\$ -	\$ 26.37	\$ 26.37
Joseph, Scott N & Stacy A	53-08-17-406-040.000-008		1B	N	\$ -	\$ -	\$ -	\$ -	\$ 194.88	\$ -	\$ -	\$ 194.88	\$ 194.88
Rickert, Janice Lynn & Vandewiele, Carolyn M.	53-08-17-406-041.000-008		1B	N	\$ -	\$ -	\$ -	\$ -	\$ 220.56	\$ -	\$ -	\$ 220.56	\$ 220.56
Karty, Judith E	53-08-17-406-036.000-008		1B	N	\$ -	\$ -	\$ -	\$ -	\$ 4.43	\$ -	\$ -	\$ 4.43	\$ 4.43
Hart, Louise A	53-08-17-406-017.000-008		1B	N	\$ -	\$ -	\$ -	\$ -	\$ 235.45	\$ -	\$ -	\$ 235.45	\$ 235.45
Beevers, Leigh K & Tyler M	53-08-17-406-012.000-008		1B	N	\$ -	\$ -	\$ -	\$ -	\$ -	\$ 479.33	\$ -	\$ 479.33	\$ 479.33
Silay, Kemal & June B	53-08-17-406-018.000-008	1821	1B	N	\$ -	\$ -	\$ -	\$ -	\$ 410.59	\$ -	\$ -	\$ 410.59	\$ 410.59
Walker, Randall L & Sharon	53-08-17-406-025.000-008		1B	N	\$ -	\$ -	\$ -	\$ -	\$ -	\$ 471.50	\$ -	\$ 471.50	\$ 471.50
White, Kevin W & Erin E	53-08-17-406-005.000-008		1B	N	\$ -	\$ -	\$ -	\$ -	\$ 60.74	\$ -	\$ -	\$ 60.74	\$ 60.74
Bruce, Alexander M & Erin E	53-08-17-406-022.000-008		1B	N	\$ -	\$ -	\$ -	\$ -	\$ 15.61	\$ -	\$ -	\$ 15.61	\$ 15.61
Haurly, Michael	53-08-17-102-068.000-008		1B	N	\$ -	\$ -	\$ -	\$ -	\$ -	\$ 247.87	\$ -	\$ 247.87	\$ 247.87
Hein, Eric A & Denise M	53-01-40-588-000.000-008	1678	1B	N	\$ -	\$ -	\$ -	\$ -	\$ -	\$ 737.28	\$ -	\$ 737.28	\$ 737.28
Ray, Donna M & Otto E	53-08-17-406-037.000-008		1B	N	\$ -	\$ -	\$ -	\$ -	\$ 138.15	\$ -	\$ -	\$ 138.15	\$ 138.15
Dabney, Laura Cynthia	53-08-17-406-001.000-008		1B	N	\$ -	\$ -	\$ -	\$ -	\$ 282.66	\$ -	\$ -	\$ 282.66	\$ 282.66
Love, Virshawm C & Louis T Jr	53-08-17-406-033.000-008		1B	N	\$ -	\$ -	\$ -	\$ -	\$ 384.52	\$ -	\$ -	\$ 384.52	\$ 384.52
Wangle Properties LLC	53-08-17-102-030.000-008		1B	N	\$ -	\$ -	\$ -	\$ -	\$ -	\$ 265.36	\$ -	\$ 265.36	\$ 265.36
Garcia, Maria L	53-08-17-406-004.000-008		1B	N	\$ -	\$ -	\$ -	\$ -	\$ 7.13	\$ -	\$ -	\$ 7.13	\$ 7.13
Hardesty, Jon C	53-08-17-406-024.000-008		1B	N	\$ -	\$ -	\$ -	\$ -	\$ 284.32	\$ -	\$ -	\$ 284.32	\$ 284.32
Spiegler, Richard M	53-08-17-406-011.000-008		1B	N	\$ -	\$ -	\$ -	\$ -	\$ 88.89	\$ -	\$ -	\$ 88.89	\$ 88.89
Barlow, Trevor Loyal & Lisa Marie	53-08-17-406-026.000-008		1B	N	\$ -	\$ -	\$ -	\$ -	\$ -	\$ -	\$ -	\$ -	\$ -
Rees-krebs, Margaret J	53-08-17-405-014.000-008		1B	N	\$ -	\$ -	\$ -	\$ -	\$ 230.90	\$ -	\$ -	\$ 230.90	\$ 230.90
Chapman, Ruth Louise Revocable Trust	53-08-17-405-004.000-008		1B	N	\$ -	\$ -	\$ -	\$ -	\$ 71.09	\$ -	\$ -	\$ 71.09	\$ 71.09
Haddock, Mark	53-08-17-405-015.000-008		1B	N	\$ -	\$ -	\$ -	\$ -	\$ 211.02	\$ -	\$ -	\$ 211.02	\$ 211.02
Webster, Emily E & Joshua N	53-08-17-405-007.000-008		1B	N	\$ -	\$ -	\$ -	\$ -	\$ 308.32	\$ -	\$ -	\$ 308.32	\$ 308.32
Graebe, Eric E & Jamie L	53-08-17-405-008.000-008		1B	N	\$ -	\$ -	\$ -	\$ -	\$ 271.06	\$ -	\$ -	\$ 271.06	\$ 271.06
Powell, Nathan L & Rachel L	53-08-17-405-024.000-008		1B	N	\$ -	\$ -	\$ -	\$ -	\$ 308.75	\$ -	\$ -	\$ 308.75	\$ 308.75
Platter, Larry	53-08-17-405-003.000-008		1B	N	\$ -	\$ -	\$ 364.00	\$ 364.00	\$ -	\$ -	\$ 1,120.46	\$ 1,120.46	\$ 756.46
Cecil, James K & Stephanie M	53-08-17-405-002.000-008		1B	N	\$ -	\$ -	\$ -	\$ -	\$ 119.94	\$ -	\$ -	\$ 119.94	\$ 119.94
Neff, Debra A & Siwko-Bajon, Paul G	53-08-17-405-001.000-008		1B	N	\$ -	\$ -	\$ -	\$ -	\$ 113.73	\$ -	\$ -	\$ 113.73	\$ 113.73
Reece, Gregory M & Jones, Angel D	53-08-17-405-020.000-008		1B	N	\$ -	\$ -	\$ -	\$ -	\$ 497.13	\$ -	\$ -	\$ 497.13	\$ 497.13
Jones, Wesley Jarrett Gray & Carolyn K	53-08-17-405-030.000-008		1B	N	\$ -	\$ -	\$ -	\$ -	\$ 73.56	\$ -	\$ -	\$ 73.56	\$ 73.56
Irwin, Elizabeth C	53-08-17-405-027.000-008		1B	N	\$ -	\$ -	\$ -	\$ -	\$ 660.25	\$ -	\$ -	\$ 660.25	\$ 660.25
Colbert, Matthew O & Catherine D	53-08-17-405-018.000-008		1B	N	\$ -	\$ -	\$ -	\$ -	\$ 308.32	\$ -	\$ -	\$ 308.32	\$ 308.32
Senior, Ted A Family Trust U/A & Senior, Mary L Family Trust U/A	53-08-17-405-022.000-008		1B	N	\$ -	\$ -	\$ -	\$ -	\$ -	\$ -	\$ -	\$ -	\$ -
Steele, Michael D & Nason, Mary-kathryne A	53-08-17-405-028.000-008		1B	N	\$ -	\$ -	\$ -	\$ -	\$ 592.36	\$ -	\$ -	\$ 592.36	\$ 592.36
McClure, Dianne E	53-08-17-405-023.000-008		1B	N	\$ -	\$ -	\$ -	\$ -	\$ 178.74	\$ -	\$ -	\$ 178.74	\$ 178.74
Day, Wesley G & Alice M	53-08-17-405-026.000-008		1B	N	\$ -	\$ -	\$ -	\$ -	\$ 72.75	\$ -	\$ -	\$ 72.75	\$ 72.75
Szakaly, Andrew & Nancy	53-01-40-613-000.000-008		1B	N	\$ -	\$ -	\$ -	\$ -	\$ -	\$ 275.06	\$ -	\$ 275.06	\$ 275.06
Brown, Rory K	53-08-17-104-017.000-008	1306	1B	N	\$ -	\$ -	\$ -	\$ -	\$ -	\$ 251.03	\$ -	\$ 251.03	\$ 251.03
Miller, Jeff A & Dawna M Walls	53-08-17-104-015.000-008		1B	N	\$ -	\$ -	\$ -	\$ -	\$ -	\$ -	\$ -	\$ -	\$ -

City of Bloomington

Area #1B: South-West Annexation Area - Circuit Breaker Impacts Analysis

Owner Name	Parcel #	Waiver	Annexation Area	AG	Pre-Annex 1% CB Credits	Pre-Annex 2% CB Credits	Pre-Annex 65 & Over CB Credits	Pre-Annex Total CB Credits	Post-Annex 1% CB Credits	Post-Annex 2% CB Credits	Post-Annex 65 & Over CB Credits	Post-Annex Total CB Credits	Total Post-Annex CB Credits Increase
Bridwell, Asheli	53-08-17-104-016.000-008	1308	1B	N	\$ -	\$ -	\$ -	\$ -	\$ -	\$ -	\$ -	\$ -	\$ -
Headley, Allan L & Janice E Revocable Trust	53-08-17-104-012.000-008	1180	1B	N	\$ -	\$ -	\$ -	\$ -	\$ -	\$ 284.97	\$ -	\$ 284.97	\$ 284.97
Gainey, Jonathan M	53-08-17-405-029.000-008	1686	1B	N	\$ -	\$ -	\$ -	\$ -	\$ 293.01	\$ -	\$ -	\$ 293.01	\$ 293.01
Brewer, Steven F & Nanette Esseck	53-08-17-400-008.000-008	2036	1B	N	\$ -	\$ -	\$ -	\$ -	\$ 264.86	\$ -	\$ -	\$ 264.86	\$ 264.86
Hollers, Larry E & Melissa J Smith	53-08-17-102-018.000-008		1B	N	\$ -	\$ -	\$ -	\$ -	\$ -	\$ -	\$ -	\$ -	\$ -
Leffler, James H	53-08-17-102-029.000-008	1202	1B	N	\$ -	\$ -	\$ -	\$ -	\$ -	\$ 279.27	\$ -	\$ 279.27	\$ 279.27
Baker, Leonard R & Bonnie J Trust	53-08-17-404-016.000-008	1684	1B	N	\$ -	\$ -	\$ 156.00	\$ 156.00	\$ -	\$ -	\$ 876.87	\$ 876.87	\$ 720.87
Christine, Joseph LLC	53-08-17-404-027.000-008	2131	1B	N	\$ -	\$ -	\$ -	\$ -	\$ -	\$ 467.49	\$ -	\$ 467.49	\$ 467.49
Zoss, Thomas W & Maria B	53-01-40-885-083.000-008	2429	1B	N	\$ -	\$ -	\$ -	\$ -	\$ 184.53	\$ -	\$ -	\$ 184.53	\$ 184.53
Joseph Christine LLC	53-08-17-404-024.000-008	2079	1B	N	\$ -	\$ -	\$ -	\$ -	\$ -	\$ 514.29	\$ -	\$ 514.29	\$ 514.29
Stogsdill, William R & Virginia G	53-08-17-404-028.000-008		1B	N	\$ -	\$ -	\$ -	\$ -	\$ 172.95	\$ -	\$ -	\$ 172.95	\$ 172.95
Ayers, Stephanie J & Prince, Peggy S	53-08-17-404-025.000-008	1589	1B	N	\$ -	\$ -	\$ -	\$ -	\$ 132.78	\$ -	\$ -	\$ 132.78	\$ 132.78
Connolly, Megan Hansen & Joseph Michael	53-08-17-404-026.000-008		1B	N	\$ -	\$ -	\$ -	\$ -	\$ 200.27	\$ -	\$ -	\$ 200.27	\$ 200.27
Kunkler, Brandon	53-08-17-404-017.000-008	2427	1B	N	\$ -	\$ -	\$ -	\$ -	\$ 18.92	\$ -	\$ -	\$ 18.92	\$ 18.92
Wells, Ernestine G & Kevin E	53-08-17-404-004.000-008	2428	1B	N	\$ -	\$ -	\$ -	\$ -	\$ 158.08	\$ -	\$ -	\$ 158.08	\$ 158.08
Bird, Stephen Robert	53-08-17-404-019.000-008		1B	N	\$ -	\$ -	\$ -	\$ -	\$ -	\$ -	\$ -	\$ -	\$ -
McConnell, Raymond J & Lala B	53-08-17-404-012.000-008		1B	N	\$ -	\$ -	\$ -	\$ -	\$ 323.69	\$ -	\$ -	\$ 323.69	\$ 323.69
Willow Creek Home Owners Association Inc	53-08-17-406-006.000-008		1B	N	\$ -	\$ -	\$ -	\$ -	\$ -	\$ -	\$ -	\$ -	\$ -
Leal, Martin G & Sherry A	53-08-17-404-001.000-008	2471	1B	N	\$ -	\$ -	\$ -	\$ -	\$ 623.41	\$ -	\$ -	\$ 623.41	\$ 623.41
Webb, Justin C & Laird, Allison F	53-08-17-404-007.000-008	1906	1B	N	\$ -	\$ -	\$ -	\$ -	\$ 235.45	\$ -	\$ -	\$ 235.45	\$ 235.45
Cummins, Alison M	53-08-17-404-013.000-008	2035	1B	N	\$ -	\$ -	\$ -	\$ -	\$ 384.50	\$ -	\$ -	\$ 384.50	\$ 384.50
Latimer, James & Danielle	53-08-17-404-003.000-008	2425	1B	N	\$ -	\$ -	\$ -	\$ -	\$ -	\$ -	\$ -	\$ -	\$ -
Smith, Michelle J & Michael D	53-08-17-404-030.000-008		1B	N	\$ -	\$ -	\$ -	\$ -	\$ 304.19	\$ -	\$ -	\$ 304.19	\$ 304.19
Motz, Gary J	53-08-17-404-005.000-008		1B	N	\$ -	\$ -	\$ -	\$ -	\$ -	\$ -	\$ -	\$ -	\$ -
McCleery, Laura	53-08-17-404-023.000-008		1B	N	\$ -	\$ -	\$ -	\$ -	\$ 26.37	\$ -	\$ -	\$ 26.37	\$ 26.37
Morrin, Gabriel T & Samantha M	53-08-17-404-018.000-008		1B	N	\$ -	\$ -	\$ -	\$ -	\$ -	\$ -	\$ -	\$ -	\$ -
Present, Daniel L & Cynthia L	53-08-17-404-011.000-008	2482	1B	N	\$ -	\$ -	\$ -	\$ -	\$ 490.51	\$ -	\$ -	\$ 490.51	\$ 490.51
Warner, Brian S & Jessica L	53-08-17-404-022.000-008	1622	1B	N	\$ -	\$ -	\$ -	\$ -	\$ 290.11	\$ -	\$ -	\$ 290.11	\$ 290.11
Goodwin, Christopher O & Naomi M	53-08-17-404-009.000-008	1983	1B	N	\$ -	\$ -	\$ -	\$ -	\$ 142.71	\$ -	\$ -	\$ 142.71	\$ 142.71
Galloway, Sean Ernest & Stephanie R	53-08-17-404-015.000-008	2493	1B	N	\$ -	\$ -	\$ -	\$ -	\$ 687.98	\$ -	\$ -	\$ 687.98	\$ 687.98
Whitney, Jonathan W & Mary M	53-08-20-205-027.000-008	1679	1B	N	\$ -	\$ -	\$ -	\$ -	\$ 614.75	\$ -	\$ -	\$ 614.75	\$ 614.75
Beitvashahi, Mohammad	53-08-20-205-018.000-008	1532	1B	N	\$ -	\$ -	\$ -	\$ -	\$ 474.77	\$ -	\$ -	\$ 474.77	\$ 474.77
Schlegel, Stephen B & Susan D	53-08-20-205-001.000-008	1606	1B	N	\$ -	\$ -	\$ -	\$ -	\$ 883.01	\$ -	\$ -	\$ 883.01	\$ 883.01
Reynolds, Norris G	53-08-20-205-014.000-008	1501	1B	N	\$ -	\$ -	\$ -	\$ -	\$ -	\$ 615.88	\$ -	\$ 615.88	\$ 615.88
Bevis, Janet L. Declaration of Trust & Bevis, T. Austin	53-08-20-205-031.000-008	1438	1B	N	\$ -	\$ -	\$ -	\$ -	\$ 723.61	\$ -	\$ -	\$ 723.61	\$ 723.61
Hawk, Christopher W & Stewart, Meridith M	53-08-20-205-032.000-008	1430	1B	N	\$ -	\$ -	\$ -	\$ -	\$ 916.55	\$ -	\$ -	\$ 916.55	\$ 916.55
Cline, Julie R	53-08-20-205-002.000-008	1875	1B	N	\$ -	\$ -	\$ -	\$ -	\$ 697.93	\$ -	\$ -	\$ 697.93	\$ 697.93
Sterner, Mark T & Elizabeth R	53-08-20-205-005.000-008		1B	N	\$ -	\$ -	\$ -	\$ -	\$ 272.31	\$ -	\$ -	\$ 272.31	\$ 272.31
Cohen, Terrance P & Ellen K	53-08-20-205-012.000-008		1B	N	\$ -	\$ -	\$ -	\$ -	\$ 339.01	\$ -	\$ -	\$ 339.01	\$ 339.01
Hess, Deborah K	53-08-20-205-004.000-008		1B	N	\$ -	\$ -	\$ -	\$ -	\$ 267.75	\$ -	\$ -	\$ 267.75	\$ 267.75
Booker, Thomas E & Jacquelyne S	53-08-20-205-003.000-008		1B	N	\$ -	\$ -	\$ -	\$ -	\$ 681.78	\$ -	\$ -	\$ 681.78	\$ 681.78
Tabereaux, Mike R	53-08-20-205-017.000-008	2415	1B	N	\$ -	\$ -	\$ -	\$ -	\$ 444.55	\$ -	\$ -	\$ 444.55	\$ 444.55
Moberg, Russell J & Jill M	53-08-20-205-029.000-008	2419	1B	N	\$ -	\$ -	\$ -	\$ -	\$ 390.72	\$ -	\$ -	\$ 390.72	\$ 390.72

City of Bloomington

Area #1B: South-West Annexation Area - Circuit Breaker Impacts Analysis

Owner Name	Parcel #	Waiver	Annexation Area	AG	Pre-Annex 1% CB Credits	Pre-Annex 2% CB Credits	Pre-Annex 65 & Over CB Credits	Pre-Annex Total CB Credits	Post-Annex 1% CB Credits	Post-Annex 2% CB Credits	Post-Annex 65 & Over CB Credits	Post-Annex Total CB Credits	Total Post-Annex CB Credits Increase
Hicks, Christopher & Emily	53-08-20-205-038.000-008	1909	1B	N	\$ -	\$ -	\$ -	\$ -	\$ 530.25	\$ -	\$ -	\$ 530.25	\$ 530.25
Adams, Curtis William & Pamela Jill	53-08-20-205-036.000-008	2485	1B	N	\$ -	\$ -	\$ -	\$ -	\$ 756.30	\$ -	\$ -	\$ 756.30	\$ 756.30
Emerick, Danyel F & Emerick, Rosanne C	53-08-20-205-035.000-008		1B	N	\$ -	\$ -	\$ -	\$ -	\$ 512.85	\$ -	\$ -	\$ 512.85	\$ 512.85
Hayes, Darry D & Brabara J Living Trust	53-08-20-205-033.000-008	1615	1B	N	\$ -	\$ -	\$ -	\$ -	\$ 224.70	\$ -	\$ -	\$ 224.70	\$ 224.70
Grinstead, Donald & Julie Joint Revocable Living Trust	53-08-20-205-040.000-008		1B	N	\$ -	\$ -	\$ -	\$ -	\$ 317.84	\$ -	\$ -	\$ 317.84	\$ 317.84
Lebano, Edoardo A Living Trust	53-08-20-205-019.000-008	2422	1B	N	\$ -	\$ -	\$ -	\$ -	\$ 820.48	\$ -	\$ -	\$ 820.48	\$ 820.48
White, James G & Brenda J	53-08-20-205-020.000-008	2423	1B	N	\$ -	\$ -	\$ -	\$ -	\$ 363.82	\$ -	\$ -	\$ 363.82	\$ 363.82
Hinkle, Charles E & Melissa O	53-08-20-205-023.000-008	2421	1B	N	\$ -	\$ -	\$ -	\$ -	\$ 251.19	\$ -	\$ -	\$ 251.19	\$ 251.19
Dale, Bradley & Jama	53-08-20-205-039.000-008		1B	N	\$ -	\$ -	\$ -	\$ -	\$ 589.45	\$ -	\$ -	\$ 589.45	\$ 589.45
Dale, Bradley & Jama	53-08-20-205-007.000-008		1B	N	\$ -	\$ -	\$ -	\$ -	\$ -	\$ -	\$ -	\$ -	\$ -
Hawkins, James G & Mary G Trust	53-08-20-205-028.000-008	2420	1B	N	\$ -	\$ -	\$ -	\$ -	\$ 401.89	\$ -	\$ -	\$ 401.89	\$ 401.89
Crespo, Juliana	53-08-17-104-006.000-008	1309	1B	N	\$ -	\$ -	\$ -	\$ -	\$ 3.02	\$ -	\$ -	\$ 3.02	\$ 3.02
Gillie, Scott W & Penelope A	53-08-17-104-008.000-008	1312	1B	N	\$ -	\$ -	\$ -	\$ -	\$ -	\$ -	\$ -	\$ -	\$ -
Livingston, Joshua J P	53-08-17-102-049.000-008		1B	N	\$ -	\$ -	\$ -	\$ -	\$ -	\$ -	\$ -	\$ -	\$ -
JEAN, THOMAS & JOAN	53-01-42-875-000.000-008	1766	1B	N	\$ -	\$ -	\$ -	\$ -	\$ 247.05	\$ -	\$ -	\$ 247.05	\$ 247.05
Hall, Brian F	53-08-20-100-044.000-008		1B	N	\$ -	\$ -	\$ -	\$ -	\$ -	\$ -	\$ -	\$ -	\$ -
Canada, Jeffery A & Amber D	53-01-41-709-714.000-008	1599	1B	N	\$ -	\$ -	\$ -	\$ -	\$ 88.47	\$ -	\$ -	\$ 88.47	\$ 88.47
Motsinger, Stephanie J	53-01-41-709-715.000-008	1599	1B	N	\$ -	\$ -	\$ -	\$ -	\$ 118.70	\$ -	\$ -	\$ 118.70	\$ 118.70
Kim, Eugene & Lori L	53-01-41-709-716.000-008	1599	1B	N	\$ -	\$ -	\$ -	\$ -	\$ -	\$ 363.16	\$ -	\$ 363.16	\$ 363.16
Wang, Quan & Ma, Li	53-08-17-301-093.400-008	1599	1B	N	\$ -	\$ -	\$ -	\$ -	\$ 238.35	\$ -	\$ -	\$ 238.35	\$ 238.35
Hall, Devin Allen & Angela Sue	53-08-17-301-093.401-008	1599	1B	N	\$ -	\$ -	\$ -	\$ -	\$ 232.15	\$ -	\$ -	\$ 232.15	\$ 232.15
Murray, Kevin L	53-08-17-301-093.402-008	1599	1B	N	\$ -	\$ -	\$ -	\$ -	\$ 298.80	\$ -	\$ -	\$ 298.80	\$ 298.80
Zhou, Weliyi	53-08-17-301-093.403-008	1599	1B	N	\$ -	\$ -	\$ -	\$ -	\$ 225.52	\$ -	\$ -	\$ 225.52	\$ 225.52
Corcoran, James G II & Krock, Kaitlyn L	53-08-17-301-093.404-008	1599	1B	N	\$ -	\$ -	\$ -	\$ -	\$ 227.17	\$ -	\$ -	\$ 227.17	\$ 227.17
Park, Hae Sook	53-08-17-301-093.405-008	1599	1B	N	\$ -	\$ -	\$ -	\$ -	\$ 119.11	\$ -	\$ -	\$ 119.11	\$ 119.11
Alley, Matthew D & Jessica S	53-08-17-301-093.406-008	1599	1B	N	\$ -	\$ -	\$ -	\$ -	\$ 249.12	\$ -	\$ -	\$ 249.12	\$ 249.12
Kramer, Timothy W; Romary, Lydia M	53-08-17-301-093.413-008	1599	1B	N	\$ -	\$ -	\$ -	\$ -	\$ 431.71	\$ -	\$ -	\$ 431.71	\$ 431.71
Krishnan, Karthik & Balachandran, Sadhana	53-08-17-301-093.414-008	1599	1B	N	\$ -	\$ -	\$ -	\$ -	\$ 288.03	\$ -	\$ -	\$ 288.03	\$ 288.03
Liu, Xiaojing & Chen, Lixin	53-08-17-301-093.415-008	1599	1B	N	\$ -	\$ -	\$ -	\$ -	\$ 293.84	\$ -	\$ -	\$ 293.84	\$ 293.84
Toohill, Clement & Marjorie	53-08-17-301-093.416-008	1599	1B	N	\$ -	\$ -	\$ -	\$ -	\$ 248.29	\$ -	\$ -	\$ 248.29	\$ 248.29
Nguyen, Chan; Vo, Bay Thi	53-08-17-301-093.417-008	1599	1B	N	\$ -	\$ -	\$ -	\$ -	\$ 167.14	\$ -	\$ -	\$ 167.14	\$ 167.14
Smith, Adam W	53-08-17-301-093.418-008	1599	1B	N	\$ -	\$ -	\$ -	\$ -	\$ 395.68	\$ -	\$ -	\$ 395.68	\$ 395.68
Shawcroft, Bruce D & Mari	53-08-17-301-093.419-008	1599	1B	N	\$ -	\$ -	\$ -	\$ -	\$ 337.73	\$ -	\$ -	\$ 337.73	\$ 337.73
Thompson, Marilyn Jean	53-08-17-301-093.420-008	1599	1B	N	\$ -	\$ -	\$ -	\$ -	\$ 206.47	\$ -	\$ -	\$ 206.47	\$ 206.47
Baker, Mark & Mayo	53-08-17-301-093.421-008	1599	1B	N	\$ -	\$ -	\$ -	\$ -	\$ 201.91	\$ -	\$ -	\$ 201.91	\$ 201.91
Spiehler, David E	53-08-17-301-093.422-008	1599	1B	N	\$ -	\$ -	\$ -	\$ -	\$ 187.43	\$ -	\$ -	\$ 187.43	\$ 187.43
Woodruff, Todd A. & Ulziidelger & Battulga, Ulizijargal	53-08-17-301-093.423-008	1599	1B	N	\$ -	\$ -	\$ -	\$ -	\$ -	\$ 486.68	\$ -	\$ 486.68	\$ 486.68
Schroeder, Aaron Z & Bethany E	53-08-17-301-093.424-008	1599	1B	N	\$ -	\$ -	\$ -	\$ -	\$ 312.46	\$ -	\$ -	\$ 312.46	\$ 312.46
Loudenslager, Jaime	53-08-17-304-056.000-008	1447	1B	N	\$ -	\$ -	\$ -	\$ -	\$ -	\$ -	\$ -	\$ -	\$ -
CPW Properties LLC	53-08-17-304-103.000-008	1447	1B	N	\$ -	\$ -	\$ -	\$ -	\$ -	\$ 291.29	\$ -	\$ 291.29	\$ 291.29
Williams, John E	53-08-17-304-058.000-008	1447	1B	N	\$ -	\$ -	\$ -	\$ -	\$ -	\$ 296.56	\$ -	\$ 296.56	\$ 296.56
Silwal, Narayan & Veronica	53-08-17-304-076.000-008	1447	1B	N	\$ -	\$ -	\$ -	\$ -	\$ -	\$ 355.15	\$ -	\$ 355.15	\$ 355.15
Bassett, Parker Don & Lauren Ann	53-01-41-709-717.000-008	1599	1B	N	\$ -	\$ -	\$ -	\$ -	\$ 34.65	\$ -	\$ -	\$ 34.65	\$ 34.65

City of Bloomington

Area #1B: South-West Annexation Area - Circuit Breaker Impacts Analysis

Owner Name	Parcel #	Waiver	Annexation Area	AG	Pre-Annex 1% CB Credits	Pre-Annex 2% CB Credits	Pre-Annex 65 & Over CB Credits	Pre-Annex Total CB Credits	Post-Annex 1% CB Credits	Post-Annex 2% CB Credits	Post-Annex 65 & Over CB Credits	Post-Annex Total CB Credits	Total Post-Annex CB Credits Increase
Stephney, Clifton J & Terri L	53-01-41-709-718.000-008	1599	1B	N	\$ -	\$ -	\$ -	\$ -	\$ 232.98	\$ -	\$ -	\$ 232.98	\$ 232.98
Sanders, Bryan O	53-01-41-709-719.000-008	1599	1B	N	\$ -	\$ -	\$ -	\$ -	\$ -	\$ 466.86	\$ -	\$ 466.86	\$ 466.86
Calvert, Amy M & Corbin R; Price, Bryan W & Kathy R	53-01-41-709-720.000-008	1599	1B	N	\$ -	\$ -	\$ -	\$ -	\$ 399.00	\$ -	\$ -	\$ 399.00	\$ 399.00
Tenefrancia, Sherley M	53-01-41-709-721.000-008	1599	1B	N	\$ -	\$ -	\$ -	\$ -	\$ -	\$ -	\$ -	\$ -	\$ -
Lingenfelter, Aaron C	53-01-41-709-722.000-008	1599	1B	N	\$ -	\$ -	\$ -	\$ -	\$ 87.64	\$ -	\$ -	\$ 87.64	\$ 87.64
AMH 2014-2 Borrower, LLC	53-01-41-709-723.000-008	1599	1B	N	\$ -	\$ -	\$ -	\$ -	\$ -	\$ 571.83	\$ -	\$ 571.83	\$ 571.83
Meanwell, Emily & Harris Shafer	53-01-41-709-724.000-008	1599	1B	N	\$ -	\$ -	\$ -	\$ -	\$ 309.56	\$ -	\$ -	\$ 309.56	\$ 309.56
Goetze, Erin	53-01-41-709-725.000-008	1599	1B	N	\$ -	\$ -	\$ -	\$ -	\$ 141.47	\$ -	\$ -	\$ 141.47	\$ 141.47
Livingston, Alan L & Cindi L	53-08-18-103-003.226-008	1599	1B	N	\$ -	\$ -	\$ -	\$ -	\$ 504.58	\$ -	\$ -	\$ 504.58	\$ 504.58
Lavengood, Wanda Gail	53-08-18-103-003.227-008	1599	1B	N	\$ -	\$ -	\$ -	\$ -	\$ 238.36	\$ -	\$ -	\$ 238.36	\$ 238.36
Cardin, David S & Tonya R	53-08-18-103-003.228-008	1599	1B	N	\$ -	\$ -	\$ -	\$ -	\$ 45.00	\$ -	\$ -	\$ 45.00	\$ 45.00
Press, Michael D & Arlene N	53-01-41-709-729.000-008	1599	1B	N	\$ -	\$ -	\$ -	\$ -	\$ 138.15	\$ -	\$ -	\$ 138.15	\$ 138.15
Comstock, Robert	53-01-41-709-730.000-008	1599	1B	N	\$ -	\$ -	\$ -	\$ -	\$ 230.08	\$ -	\$ -	\$ 230.08	\$ 230.08
Gentile, Nick A	53-01-41-709-731.000-008	1599	1B	N	\$ -	\$ -	\$ -	\$ -	\$ 225.93	\$ -	\$ -	\$ 225.93	\$ 225.93
Xu, Zhaching & Fu, Languang	53-01-41-709-732.000-008	1599	1B	N	\$ -	\$ -	\$ -	\$ -	\$ 362.99	\$ -	\$ -	\$ 362.99	\$ 362.99
Lampkins, Eustan	53-01-41-709-733.000-008	1599	1B	N	\$ -	\$ -	\$ -	\$ -	\$ 258.24	\$ -	\$ -	\$ 258.24	\$ 258.24
Wise, Sharon	53-01-41-709-734.000-008	1599	1B	N	\$ -	\$ -	\$ -	\$ -	\$ 6.91	\$ -	\$ -	\$ 6.91	\$ 6.91
Newnum, Kyle D & Julia M	53-01-41-709-735.000-008	1599	1B	N	\$ -	\$ -	\$ -	\$ -	\$ 290.52	\$ -	\$ -	\$ 290.52	\$ 290.52
Williams, John E III	53-08-20-106-040.000-008		1B	N	\$ -	\$ -	\$ -	\$ -	\$ 209.37	\$ -	\$ -	\$ 209.37	\$ 209.37
Clark, Michael J	53-08-20-106-036.000-008		1B	N	\$ -	\$ -	\$ -	\$ -	\$ 20.98	\$ -	\$ -	\$ 20.98	\$ 20.98
Dilts, William Stewart & Erica Danielle	53-08-20-100-021.000-008	1954	1B	N	\$ -	\$ -	\$ -	\$ -	\$ 767.07	\$ -	\$ -	\$ 767.07	\$ 767.07
Butler, Prince F & Sheila S	53-08-20-100-012.000-008	1954	1B	N	\$ -	\$ -	\$ -	\$ -	\$ 933.10	\$ -	\$ -	\$ 933.10	\$ 933.10
McAdams, Damien K & Rita R	53-08-20-100-036.000-008	1954	1B	N	\$ -	\$ -	\$ -	\$ -	\$ -	\$ -	\$ -	\$ -	\$ -
Schmidt, Kevin	53-08-20-100-039.000-008	1954	1B	N	\$ -	\$ -	\$ -	\$ -	\$ 408.11	\$ -	\$ -	\$ 408.11	\$ 408.11
Silwal, Narayan & Veronica	53-08-17-304-017.000-008	1447	1B	N	\$ -	\$ -	\$ -	\$ -	\$ -	\$ 355.15	\$ -	\$ 355.15	\$ 355.15
Silwal, Narayan & Veronica	53-08-17-304-044.000-008	1447	1B	N	\$ -	\$ -	\$ -	\$ -	\$ -	\$ 355.15	\$ -	\$ 355.15	\$ 355.15
Silwal, Narayan & Veronica	53-08-17-304-024.000-008	1447	1B	N	\$ -	\$ -	\$ -	\$ -	\$ -	\$ 355.15	\$ -	\$ 355.15	\$ 355.15
Felling, Chance L	53-08-17-304-079.000-008	1447	1B	N	\$ -	\$ -	\$ -	\$ -	\$ -	\$ 341.45	\$ -	\$ 341.45	\$ 341.45
Felling, Chance L	53-08-17-304-080.000-008	1447	1B	N	\$ -	\$ -	\$ -	\$ -	\$ -	\$ 290.02	\$ -	\$ 290.02	\$ 290.02
Phipps, John E & Kara	53-08-17-304-077.000-008	1447	1B	N	\$ -	\$ -	\$ -	\$ -	\$ -	\$ 372.86	\$ -	\$ 372.86	\$ 372.86
Phipps, John E & Kara	53-08-17-304-033.000-008	1447	1B	N	\$ -	\$ -	\$ -	\$ -	\$ -	\$ 372.86	\$ -	\$ 372.86	\$ 372.86
Phipps, John E & Kara	53-08-17-304-034.000-008	1447	1B	N	\$ -	\$ -	\$ -	\$ -	\$ -	\$ 372.86	\$ -	\$ 372.86	\$ 372.86
Phipps, John E & Kara	53-08-17-304-029.000-008	1447	1B	N	\$ -	\$ -	\$ -	\$ -	\$ -	\$ 372.86	\$ -	\$ 372.86	\$ 372.86
Phipps, John E & Kara	53-08-17-304-018.000-008	1447	1B	N	\$ -	\$ -	\$ -	\$ -	\$ -	\$ 372.86	\$ -	\$ 372.86	\$ 372.86
Felling, Chance L	53-08-17-304-050.000-008	1447	1B	N	\$ -	\$ -	\$ -	\$ -	\$ -	\$ 290.02	\$ -	\$ 290.02	\$ 290.02
Felling, Chance L	53-08-17-304-088.000-008	1447	1B	N	\$ -	\$ -	\$ -	\$ -	\$ -	\$ 265.78	\$ -	\$ 265.78	\$ 265.78
Borgers, Mark & Janet	53-08-17-304-089.000-008	1447	1B	N	\$ -	\$ -	\$ -	\$ -	\$ -	\$ 381.92	\$ -	\$ 381.92	\$ 381.92
Borgers, Mark & Janet	53-08-17-304-091.000-008	1447	1B	N	\$ -	\$ -	\$ -	\$ -	\$ -	\$ 384.45	\$ -	\$ 384.45	\$ 384.45
Borgers, Mark & Janet	53-08-17-304-090.000-008	1447	1B	N	\$ -	\$ -	\$ -	\$ -	\$ -	\$ 384.45	\$ -	\$ 384.45	\$ 384.45
Borgers, Mark & Janet	53-08-17-304-092.000-008	1447	1B	N	\$ -	\$ -	\$ -	\$ -	\$ -	\$ 381.92	\$ -	\$ 381.92	\$ 381.92
Phillips, Lynnea M	53-08-17-304-047.000-008	1447	1B	N	\$ -	\$ -	\$ -	\$ -	\$ -	\$ -	\$ -	\$ -	\$ -
Kou, Xiaodi; Kou, Xiaojing	53-08-17-304-048.000-008	1447	1B	N	\$ -	\$ -	\$ -	\$ -	\$ -	\$ 345.25	\$ -	\$ 345.25	\$ 345.25
Zhou, Xiaoling	53-08-20-100-017.000-008	1954	1B	N	\$ -	\$ -	\$ -	\$ -	\$ 367.95	\$ -	\$ -	\$ 367.95	\$ 367.95
Breedlove, Mark & Valerie Helms-breedlove	53-08-20-100-048.000-008	1954	1B	N	\$ -	\$ -	\$ -	\$ -	\$ 376.64	\$ -	\$ -	\$ 376.64	\$ 376.64
Boling, Lana	53-08-20-100-014.000-008	1954	1B	N	\$ -	\$ -	\$ -	\$ -	\$ 377.47	\$ -	\$ -	\$ 377.47	\$ 377.47
Wright, Myra & Bill	53-08-20-100-024.000-008	1954	1B	N	\$ -	\$ -	\$ -	\$ -	\$ 397.34	\$ -	\$ -	\$ 397.34	\$ 397.34
Rhodes, Brian G & Heather D	53-08-20-100-016.000-008	1954	1B	N	\$ -	\$ -	\$ -	\$ -	\$ 254.09	\$ -	\$ -	\$ 254.09	\$ 254.09

City of Bloomington

Area #1B: South-West Annexation Area - Circuit Breaker Impacts Analysis

Owner Name	Parcel #	Waiver	Annexation Area	AG	Pre-Annex 1% CB Credits	Pre-Annex 2% CB Credits	Pre-Annex 65 & Over CB Credits	Pre-Annex Total CB Credits	Post-Annex 1% CB Credits	Post-Annex 2% CB Credits	Post-Annex 65 & Over CB Credits	Post-Annex Total CB Credits	Total Post-Annex CB Credits Increase
Solis Reyes Luciano & Maria DE LOS ANGELES C De Solis	53-08-20-100-028.000-008	1954	1B	N	\$ -	\$ -	\$ -	\$ -	\$ 371.25	\$ -	\$ -	\$ 371.25	\$ 371.25
Hazen, Douglas G I & Marcella D	53-08-20-100-052.000-008	1954	1B	N	\$ -	\$ -	\$ -	\$ -	\$ -	\$ -	\$ -	\$ -	\$ -
Sheehan, Luke A & Elizabeth C	53-08-20-100-053.000-008	1611	1B	N	\$ -	\$ -	\$ -	\$ -	\$ 185.36	\$ -	\$ -	\$ 185.36	\$ 185.36
Cloe, Ryan M & Vanessa L	53-08-20-100-019.000-008	2402	1B	N	\$ -	\$ -	\$ -	\$ -	\$ 201.10	\$ -	\$ -	\$ 201.10	\$ 201.10
Slone, James E & Lisa M	53-08-20-100-043.000-008	2400	1B	N	\$ -	\$ -	\$ -	\$ -	\$ 238.14	\$ -	\$ -	\$ 238.14	\$ 238.14
Perry, Travis A & Kimberly N	53-08-20-100-018.000-008	1587	1B	N	\$ -	\$ -	\$ -	\$ -	\$ 124.90	\$ -	\$ -	\$ 124.90	\$ 124.90
Coffman, Duane A & Sarah M	53-08-20-100-023.000-008	1929	1B	N	\$ -	\$ -	\$ -	\$ -	\$ 271.48	\$ -	\$ -	\$ 271.48	\$ 271.48
Vitols, Inta	53-08-20-100-022.000-008	1928	1B	N	\$ -	\$ -	\$ -	\$ -	\$ 152.65	\$ -	\$ -	\$ 152.65	\$ 152.65
Butcher, Lisa Ann	53-08-20-100-033.000-008	1953	1B	N	\$ -	\$ -	\$ -	\$ -	\$ 280.17	\$ -	\$ -	\$ 280.17	\$ 280.17
Booher, Kevin J & Ginger R	53-08-20-100-040.000-008	1918	1B	N	\$ -	\$ -	\$ -	\$ -	\$ 175.01	\$ -	\$ -	\$ 175.01	\$ 175.01
Martin, Chase B & Amy P Payne	53-08-17-402-002.000-008	1239	1B	N	\$ -	\$ -	\$ -	\$ -	\$ -	\$ -	\$ -	\$ -	\$ -
Unity Of Bloomington Inc	53-08-20-100-037.000-008	2270	1B	N	\$ -	\$ -	\$ -	\$ -	\$ -	\$ -	\$ -	\$ -	\$ -
Duhon, Marvant M & Susan T	53-08-17-407-015.000-008		1B	N	\$ -	\$ -	\$ -	\$ -	\$ -	\$ -	\$ -	\$ -	\$ -
Couch, James D Jr	53-08-17-110-001.000-008	1356	1B	N	\$ -	\$ -	\$ -	\$ -	\$ -	\$ 388.67	\$ -	\$ 388.67	\$ 388.67
Watts, David J; Hamilton, Lydia	53-08-17-104-007.000-008	1319	1B	N	\$ -	\$ -	\$ -	\$ -	\$ 20.17	\$ -	\$ -	\$ 20.17	\$ 20.17
Doehla, George D	53-08-20-205-015.000-008	1707	1B	N	\$ -	\$ -	\$ -	\$ -	\$ 457.79	\$ -	\$ -	\$ 457.79	\$ 457.79
Root, Jordan D & Lindsay E	53-08-20-205-011.000-008		1B	N	\$ -	\$ -	\$ -	\$ -	\$ 519.06	\$ -	\$ -	\$ 519.06	\$ 519.06
Derheimer, Daniel G & Carol L	53-08-20-205-021.000-008	1583	1B	N	\$ -	\$ -	\$ -	\$ -	\$ 622.58	\$ -	\$ -	\$ 622.58	\$ 622.58
Mussman, Matthew W & Bethany M	53-08-20-205-025.000-008	2414	1B	N	\$ -	\$ -	\$ -	\$ -	\$ 385.33	\$ -	\$ -	\$ 385.33	\$ 385.33
Nguyen, Xuan T & Hang T	53-08-20-205-024.000-008		1B	N	\$ -	\$ -	\$ -	\$ -	\$ 325.30	\$ -	\$ -	\$ 325.30	\$ 325.30
Hacker, Patricia J Rev Trust	53-08-20-205-041.000-008	2416	1B	N	\$ -	\$ -	\$ -	\$ -	\$ 167.15	\$ -	\$ -	\$ 167.15	\$ 167.15
Jones, Jeffrey S	53-08-20-205-022.000-008		1B	N	\$ -	\$ -	\$ -	\$ -	\$ -	\$ 740.45	\$ -	\$ 740.45	\$ 740.45
Milliman, Nathan	53-08-20-205-009.000-008		1B	N	\$ -	\$ -	\$ -	\$ -	\$ 339.37	\$ -	\$ -	\$ 339.37	\$ 339.37
Perez, Dennis & Linda	53-08-20-205-037.000-008		1B	N	\$ -	\$ -	\$ -	\$ -	\$ 412.25	\$ -	\$ -	\$ 412.25	\$ 412.25
Johnson, Dennis L & Kathy S	53-08-20-205-034.000-008		1B	N	\$ -	\$ -	\$ -	\$ -	\$ 350.55	\$ -	\$ -	\$ 350.55	\$ 350.55
Hunt, Janice E	53-08-20-205-006.000-008		1B	N	\$ -	\$ -	\$ -	\$ -	\$ 66.13	\$ -	\$ -	\$ 66.13	\$ 66.13
Judge, Molly M & James T	53-08-20-205-013.000-008		1B	N	\$ -	\$ -	\$ -	\$ -	\$ 608.51	\$ -	\$ -	\$ 608.51	\$ 608.51
Karty, Jonathan Allen & Jacquelyn Jean	53-08-20-205-030.000-008		1B	N	\$ -	\$ -	\$ -	\$ -	\$ 360.50	\$ -	\$ -	\$ 360.50	\$ 360.50
Smith, Robert Francis III & Maureen O'Neill	53-08-20-205-010.000-008	1548	1B	N	\$ -	\$ -	\$ -	\$ -	\$ 526.11	\$ -	\$ -	\$ 526.11	\$ 526.11
Kabrick, Chris & Jane E	53-08-20-205-016.000-008		1B	N	\$ -	\$ -	\$ -	\$ -	\$ 359.26	\$ -	\$ -	\$ 359.26	\$ 359.26
Smith, Stephen G	53-08-20-205-008.000-008	1947	1B	N	\$ -	\$ -	\$ -	\$ -	\$ 266.50	\$ -	\$ -	\$ 266.50	\$ 266.50
Ulmes, Daniel R	53-08-20-201-014.000-008	2413	1B	N	\$ -	\$ -	\$ -	\$ -	\$ 176.67	\$ -	\$ -	\$ 176.67	\$ 176.67
Ladow, Todd R & Toni L	53-08-20-201-002.000-008	1439	1B	N	\$ -	\$ -	\$ -	\$ -	\$ 109.17	\$ -	\$ -	\$ 109.17	\$ 109.17
Schwartz, Jeffrey Scott & Cari Beth	53-08-20-201-013.000-008	2004	1B	N	\$ -	\$ -	\$ -	\$ -	\$ 589.04	\$ -	\$ -	\$ 589.04	\$ 589.04
Anderson, Steven D	53-08-20-201-011.000-008	2005	1B	N	\$ -	\$ -	\$ -	\$ -	\$ 351.81	\$ -	\$ -	\$ 351.81	\$ 351.81
Karch, Roger P; Little, Ella w/l/e	53-08-17-102-005.000-008		1B	N	\$ -	\$ -	\$ -	\$ -	\$ -	\$ -	\$ -	\$ -	\$ -
Perry, Harold & Joy Hays Drive Irrevocable Trust	53-08-17-407-020.000-008		1B	N	\$ -	\$ -	\$ -	\$ -	\$ -	\$ 229.74	\$ -	\$ 229.74	\$ 229.74
Bennett, Gabriel Joseph	53-08-17-102-053.000-008		1B	N	\$ -	\$ -	\$ -	\$ -	\$ -	\$ -	\$ -	\$ -	\$ -
Ayers, Barbara D	53-08-17-407-035.000-008		1B	N	\$ -	\$ -	\$ -	\$ -	\$ -	\$ -	\$ -	\$ -	\$ -
Miers, Jennifer	53-08-17-100-006.000-008		1B	N	\$ -	\$ -	\$ -	\$ -	\$ -	\$ -	\$ -	\$ -	\$ -
Harding, Terri Sue & Axsom, Dana Gale	53-08-17-407-002.000-008	1289	1B	N	\$ -	\$ -	\$ -	\$ -	\$ -	\$ 187.80	\$ -	\$ 187.80	\$ 187.80
Sexton, Roscoe L Jr & Janice E	53-08-17-102-050.000-008		1B	N	\$ -	\$ -	\$ -	\$ -	\$ 22.44	\$ -	\$ -	\$ 22.44	\$ 22.44
Scuderi, Phillip & Thole, Catharine	53-08-17-102-077.000-008		1B	N	\$ -	\$ -	\$ -	\$ -	\$ -	\$ -	\$ -	\$ -	\$ -
Scaggs, Linda L	53-08-17-402-009.000-008		1B	N	\$ -	\$ -	\$ -	\$ -	\$ -	\$ -	\$ -	\$ -	\$ -
Donnelly, Kyle H B	53-01-41-709-736.000-008	1599	1B	N	\$ -	\$ -	\$ -	\$ -	\$ 253.25	\$ -	\$ -	\$ 253.25	\$ 253.25

City of Bloomington

Area #1B: South-West Annexation Area - Circuit Breaker Impacts Analysis

Owner Name	Parcel #	Waiver	Annexation Area	AG	Pre-Annex 1% CB Credits	Pre-Annex 2% CB Credits	Pre-Annex 65 & Over CB Credits	Pre-Annex Total CB Credits	Post-Annex 1% CB Credits	Post-Annex 2% CB Credits	Post-Annex 65 & Over CB Credits	Post-Annex Total CB Credits	Total Post-Annex CB Credits Increase
Banova-Hawkins, Rositza B	53-01-41-709-737.000-008	1599	1B	N	\$ -	\$ -	\$ -	\$ -	\$ 110.83	\$ -	\$ -	\$ 110.83	\$ 110.83
DeVillie, Kevin E & Wykes, Patricia J	53-01-41-709-738.000-008	1599	1B	N	\$ -	\$ -	\$ -	\$ -	\$ 89.30	\$ -	\$ -	\$ 89.30	\$ 89.30
Kang, Tony	53-01-41-709-739.000-008	1599	1B	N	\$ -	\$ -	\$ -	\$ -	\$ 29.69	\$ -	\$ -	\$ 29.69	\$ 29.69
Phillips, Corey Lyle & Kathleen Elizabeth Doll	53-01-41-709-740.000-008	1599	1B	N	\$ -	\$ -	\$ -	\$ -	\$ 149.33	\$ -	\$ -	\$ 149.33	\$ 149.33
Hedge, Timothy R	53-08-17-304-053.000-008	1447	1B	N	\$ -	\$ -	\$ -	\$ -	\$ -	\$ 343.35	\$ -	\$ 343.35	\$ 343.35
Harris, Steven P	53-08-17-304-093.000-008	1447	1B	N	\$ -	\$ -	\$ -	\$ -	\$ -	\$ -	\$ -	\$ -	\$ -
Swiss Properties LLC	53-08-17-304-046.000-008	1447	1B	N	\$ -	\$ -	\$ -	\$ -	\$ -	\$ 339.77	\$ -	\$ 339.77	\$ 339.77
Swiss Properties LLC	53-08-17-304-083.000-008	1447	1B	N	\$ -	\$ -	\$ -	\$ -	\$ -	\$ 339.77	\$ -	\$ 339.77	\$ 339.77
Gupta, Daniel	53-08-17-304-108.000-008	1447	1B	N	\$ -	\$ -	\$ -	\$ -	\$ -	\$ 299.93	\$ -	\$ 299.93	\$ 299.93
Gupta, Daniel	53-08-17-304-043.000-008	1447	1B	N	\$ -	\$ -	\$ -	\$ -	\$ -	\$ 303.72	\$ -	\$ 303.72	\$ 303.72
Gupta, Daniel	53-08-17-304-107.000-008	1447	1B	N	\$ -	\$ -	\$ -	\$ -	\$ -	\$ 303.72	\$ -	\$ 303.72	\$ 303.72
Gupta, Daniel	53-08-17-304-052.000-008	1447	1B	N	\$ -	\$ -	\$ -	\$ -	\$ -	\$ 303.72	\$ -	\$ 303.72	\$ 303.72
Bube, Megan E	53-01-41-709-741.000-008	1599	1B	N	\$ -	\$ -	\$ -	\$ -	\$ 203.17	\$ -	\$ -	\$ 203.17	\$ 203.17
Hausmann, Patricia J & Tiggleman, Thomas J	53-01-41-709-742.000-008	1599	1B	N	\$ -	\$ -	\$ -	\$ -	\$ 155.55	\$ -	\$ -	\$ 155.55	\$ 155.55
Rude, Thomas A & Pamela S	53-01-41-709-743.000-008	1599	1B	N	\$ -	\$ -	\$ -	\$ -	\$ -	\$ -	\$ -	\$ -	\$ -
AMH 2014-3 Borrower LLC	53-01-41-709-744.000-008	1599	1B	N	\$ -	\$ -	\$ -	\$ -	\$ -	\$ 427.24	\$ -	\$ 427.24	\$ 427.24
Ciasto, Mary & Nugent, Christopher & Ciasto-Poor, Noah	53-01-41-709-745.000-008	1599	1B	N	\$ -	\$ -	\$ -	\$ -	\$ -	\$ -	\$ -	\$ -	\$ -
Pierce, Christopher A; Wrenbeck, Karen E	53-01-41-709-746.000-008	1599	1B	N	\$ -	\$ -	\$ -	\$ -	\$ 303.36	\$ -	\$ -	\$ 303.36	\$ 303.36
Zuk, Leszek & Helena	53-01-41-709-747.000-008	1599	1B	N	\$ -	\$ -	\$ -	\$ -	\$ 362.56	\$ -	\$ -	\$ 362.56	\$ 362.56
Harper, William G	53-01-41-709-748.000-008	1599	1B	N	\$ -	\$ -	\$ -	\$ -	\$ 482.63	\$ -	\$ -	\$ 482.63	\$ 482.63
Peske, Thomas W Jr & Christel A	53-01-41-709-749.000-008	1599	1B	N	\$ -	\$ -	\$ -	\$ -	\$ 370.42	\$ -	\$ -	\$ 370.42	\$ 370.42
Boone, Clarence W Jr	53-01-41-709-750.000-008	1599	1B	N	\$ -	\$ -	\$ -	\$ -	\$ 381.20	\$ -	\$ -	\$ 381.20	\$ 381.20
Baxter, Steven S & Kathryn E	53-01-41-709-751.000-008	1599	1B	N	\$ -	\$ -	\$ -	\$ -	\$ 321.99	\$ -	\$ -	\$ 321.99	\$ 321.99
Ruiz-Rosales, Jose Enrique & Luz Maria Lemus-Silva	53-01-41-709-752.000-008	1599	1B	N	\$ -	\$ -	\$ -	\$ -	\$ 362.56	\$ -	\$ -	\$ 362.56	\$ 362.56
Hoff, Blayke	53-01-41-709-753.000-008	1599	1B	N	\$ -	\$ -	\$ -	\$ -	\$ 57.42	\$ -	\$ -	\$ 57.42	\$ 57.42
Sears, John P	53-01-41-709-754.000-008	1599	1B	N	\$ -	\$ -	\$ -	\$ -	\$ 235.05	\$ -	\$ -	\$ 235.05	\$ 235.05
Carlberg, Donald G & Valerie L	53-08-17-301-194.000-008	1599	1B	N	\$ -	\$ -	\$ -	\$ -	\$ 220.97	\$ -	\$ -	\$ 220.97	\$ 220.97
Jackson, Bradford H	53-08-20-100-051.000-008	1954	1B	N	\$ -	\$ -	\$ -	\$ -	\$ 327.83	\$ -	\$ -	\$ 327.83	\$ 327.83
E R W Corp	53-08-20-100-050.000-008	1954	1B	N	\$ -	\$ -	\$ -	\$ -	\$ -	\$ -	\$ -	\$ -	\$ -
Bing, Melinda K	53-08-20-100-034.000-008	1954	1B	N	\$ -	\$ -	\$ -	\$ -	\$ -	\$ -	\$ -	\$ -	\$ -
Adams, Timothy W & Laurel R	53-08-20-100-042.000-008	1954	1B	N	\$ -	\$ -	\$ -	\$ -	\$ 386.99	\$ -	\$ -	\$ 386.99	\$ 386.99
Gardner, Philip D & Tammy	53-08-20-100-025.000-008	1954	1B	N	\$ -	\$ -	\$ -	\$ -	\$ 452.00	\$ -	\$ -	\$ 452.00	\$ 452.00
E R W Corp	53-08-20-100-031.000-008	1954	1B	N	\$ -	\$ -	\$ -	\$ -	\$ -	\$ -	\$ -	\$ -	\$ -
Warnsman, David M & Heather L	53-08-20-100-015.000-008	1954	1B	N	\$ -	\$ -	\$ -	\$ -	\$ 295.08	\$ -	\$ -	\$ 295.08	\$ 295.08
Shenandoah Management LLC	53-08-20-100-035.000-008	1954	1B	N	\$ -	\$ -	\$ -	\$ -	\$ -	\$ 442.41	\$ -	\$ 442.41	\$ 442.41
Miller, Kegan James	53-08-20-100-020.000-008	1954	1B	N	\$ -	\$ -	\$ -	\$ -	\$ 1.11	\$ -	\$ -	\$ 1.11	\$ 1.11
Mahan, Gavin W	53-08-20-100-007.000-008	1598	1B	N	\$ -	\$ -	\$ -	\$ -	\$ 19.75	\$ -	\$ -	\$ 19.75	\$ 19.75
Gupta, Daniel	53-08-17-304-037.000-008	1447	1B	N	\$ -	\$ -	\$ -	\$ -	\$ -	\$ 303.72	\$ -	\$ 303.72	\$ 303.72
Felling, Shane	53-08-17-304-035.000-008	1447	1B	N	\$ -	\$ -	\$ -	\$ -	\$ -	\$ 289.39	\$ -	\$ 289.39	\$ 289.39
Felling, Shane	53-08-17-304-084.000-008	1447	1B	N	\$ -	\$ -	\$ -	\$ -	\$ -	\$ 264.94	\$ -	\$ 264.94	\$ 264.94
Felling, Shane	53-08-17-304-106.000-008	1447	1B	N	\$ -	\$ -	\$ -	\$ -	\$ -	\$ 264.94	\$ -	\$ 264.94	\$ 264.94
Felling, Shane	53-08-17-304-051.000-008	1447	1B	N	\$ -	\$ -	\$ -	\$ -	\$ -	\$ 262.20	\$ -	\$ 262.20	\$ 262.20
CPW Properties LLC	53-08-17-304-036.000-008	1447	1B	N	\$ -	\$ -	\$ -	\$ -	\$ -	\$ 339.77	\$ -	\$ 339.77	\$ 339.77
Daughtrey, Sarah E	53-08-17-304-087.000-008	1447	1B	N	\$ -	\$ -	\$ -	\$ -	\$ -	\$ -	\$ -	\$ -	\$ -
Mason DM Properties LLC	53-08-17-304-028.000-008	1447	1B	N	\$ -	\$ -	\$ -	\$ -	\$ -	\$ 299.72	\$ -	\$ 299.72	\$ 299.72
Mason DM Properties LLC	53-08-17-304-086.000-008	1447	1B	N	\$ -	\$ -	\$ -	\$ -	\$ -	\$ 299.72	\$ -	\$ 299.72	\$ 299.72

City of Bloomington

Area #1B: South-West Annexation Area - Circuit Breaker Impacts Analysis

Owner Name	Parcel #	Waiver	Annexation Area	AG	Pre-Annex 1% CB Credits	Pre-Annex 2% CB Credits	Pre-Annex 65 & Over CB Credits	Pre-Annex Total CB Credits	Post-Annex 1% CB Credits	Post-Annex 2% CB Credits	Post-Annex 65 & Over CB Credits	Post-Annex Total CB Credits	Total Post-Annex CB Credits Increase
Mason DM Properties LLC	53-08-17-304-049.000-008	1447	1B	N	\$ -	\$ -	\$ -	\$ -	\$ -	\$ 299.72	\$ -	\$ 299.72	\$ 299.72
Mason DM Properties LLC	53-08-17-304-027.000-008	1447	1B	N	\$ -	\$ -	\$ -	\$ -	\$ -	\$ 299.72	\$ -	\$ 299.72	\$ 299.72
Mason DM Properties LLC	53-08-17-304-032.000-008	1447	1B	N	\$ -	\$ -	\$ -	\$ -	\$ -	\$ 299.72	\$ -	\$ 299.72	\$ 299.72
Lambert, Andrew N	53-08-17-304-025.000-008	1447	1B	N	\$ -	\$ -	\$ -	\$ -	\$ -	\$ -	\$ -	\$ -	\$ -
Hafer, Steven Thomas	53-08-17-304-078.000-008	1447	1B	N	\$ -	\$ -	\$ -	\$ -	\$ -	\$ -	\$ -	\$ -	\$ -
Mora, Luis Eduardo	53-08-20-100-006.000-008		1B	N	\$ -	\$ -	\$ -	\$ -	\$ 196.95	\$ -	\$ -	\$ 196.95	\$ 196.95
Deja, Dara S & Ludmila Gail	53-08-20-100-004.000-008	1604	1B	N	\$ -	\$ -	\$ -	\$ -	\$ 142.30	\$ -	\$ -	\$ 142.30	\$ 142.30
Perry, Larry D & Roslyn G	53-08-20-100-003.000-008	1954	1B	N	\$ -	\$ -	\$ -	\$ -	\$ 211.86	\$ -	\$ -	\$ 211.86	\$ 211.86
Orr, Melissa A; White, Kimberly F	53-08-20-100-005.000-008	1954	1B	N	\$ -	\$ -	\$ -	\$ -	\$ 56.18	\$ -	\$ -	\$ 56.18	\$ 56.18
Damon, Carole A	53-08-20-100-002.000-008	1954	1B	N	\$ -	\$ -	\$ -	\$ -	\$ 111.66	\$ -	\$ -	\$ 111.66	\$ 111.66
PIKE, JAMES A & CHRISTI J JOINT REVOCABLE TRUST	53-08-20-100-030.001-008	2265	1B	N	\$ -	\$ -	\$ -	\$ -	\$ 575.37	\$ -	\$ -	\$ 575.37	\$ 575.37
Benckart, William E Jr & Judith C	53-08-20-100-030.002-008	2265	1B	N	\$ -	\$ -	\$ -	\$ -	\$ 327.79	\$ -	\$ -	\$ 327.79	\$ 327.79
Poland, Roger A & Debra J Ahrens-Poland	53-08-20-100-030.003-008	2265	1B	N	\$ -	\$ -	\$ -	\$ -	\$ 360.90	\$ -	\$ -	\$ 360.90	\$ 360.90
Hostettler, Barbara	53-08-20-100-030.004-008	2265	1B	N	\$ -	\$ -	\$ -	\$ -	\$ 516.59	\$ -	\$ -	\$ 516.59	\$ 516.59
Martin, Kathleen E Living Trust	53-08-20-100-030.005-008	2265	1B	N	\$ -	\$ -	\$ -	\$ -	\$ 307.92	\$ -	\$ -	\$ 307.92	\$ 307.92
Nixon, David W & Deborah A	53-08-20-100-030.006-008	2265	1B	N	\$ -	\$ -	\$ -	\$ -	\$ 547.64	\$ -	\$ -	\$ 547.64	\$ 547.64
Weber, William J & Vera J Rev Trust	53-08-20-100-030.007-008		1B	N	\$ -	\$ -	\$ -	\$ -	\$ 357.60	\$ -	\$ -	\$ 357.60	\$ 357.60
Berg, I Christopher & Dana M	53-08-20-100-030.008-008		1B	N	\$ -	\$ -	\$ -	\$ -	\$ 324.89	\$ -	\$ -	\$ 324.89	\$ 324.89
Monroe Co Community School Corp	53-08-17-400-007.000-008		1B	N	\$ -	\$ -	\$ -	\$ -	\$ -	\$ -	\$ -	\$ -	\$ -
Monroe Co Community School Corp	53-08-17-400-010.000-008		1B	N	\$ -	\$ -	\$ -	\$ -	\$ -	\$ -	\$ -	\$ -	\$ -
Monroe Co Community School Corp	53-08-17-400-005.000-008		1B	N	\$ -	\$ -	\$ -	\$ -	\$ -	\$ -	\$ -	\$ -	\$ -
Monroe Co Community School Corp	53-08-17-400-015.000-008		1B	N	\$ -	\$ -	\$ -	\$ -	\$ -	\$ -	\$ -	\$ -	\$ -
Mehringer, Ashley Dawn	53-08-20-201-026.000-008		1B	N	\$ -	\$ -	\$ -	\$ -	\$ 511.61	\$ -	\$ -	\$ 511.61	\$ 511.61
Prince, Toby D & Shari R	53-08-20-201-015.000-008		1B	N	\$ -	\$ -	\$ -	\$ -	\$ 492.37	\$ -	\$ -	\$ 492.37	\$ 492.37
Smith, Karen A & Philip D	53-08-20-201-020.000-008		1B	N	\$ -	\$ -	\$ -	\$ -	\$ -	\$ 538.31	\$ -	\$ 538.31	\$ 538.31
Humbard, Bobby Dean & Tonya D	53-08-20-201-005.000-008	1502	1B	N	\$ -	\$ -	\$ -	\$ -	\$ 60.32	\$ -	\$ -	\$ 60.32	\$ 60.32
Zipes, Paul & Lori	53-08-20-201-016.000-008	1454	1B	N	\$ -	\$ -	\$ -	\$ -	\$ 307.09	\$ -	\$ -	\$ 307.09	\$ 307.09
Sackley, David J & Jodie L	53-08-20-201-010.000-008	2417	1B	N	\$ -	\$ -	\$ -	\$ -	\$ 445.32	\$ -	\$ -	\$ 445.32	\$ 445.32
Mood, Matthew K & Sandra	53-08-20-201-018.000-008	2418	1B	N	\$ -	\$ -	\$ -	\$ -	\$ 285.15	\$ -	\$ -	\$ 285.15	\$ 285.15
Hidbrader, Karl L	53-08-20-201-007.000-008	1618	1B	N	\$ -	\$ -	\$ -	\$ -	\$ 306.66	\$ -	\$ -	\$ 306.66	\$ 306.66
Underwood, Jon & Barbara	53-08-20-201-019.000-008	2363	1B	N	\$ -	\$ -	\$ -	\$ -	\$ 365.05	\$ -	\$ -	\$ 365.05	\$ 365.05
Kurru, Michael R & Melinda Blair	53-08-20-201-022.000-008	1864	1B	N	\$ -	\$ -	\$ -	\$ -	\$ 598.14	\$ -	\$ -	\$ 598.14	\$ 598.14
Vorhauer, Lois J	53-08-20-201-021.000-008	2106	1B	N	\$ -	\$ -	\$ -	\$ -	\$ 413.07	\$ -	\$ -	\$ 413.07	\$ 413.07
Bush, Randolph & April L	53-08-20-201-027.000-008		1B	N	\$ -	\$ -	\$ -	\$ -	\$ 424.66	\$ -	\$ -	\$ 424.66	\$ 424.66
Flatt, Michael Glenn & Carrie Jo	53-08-20-201-017.000-008	2226	1B	N	\$ -	\$ -	\$ -	\$ -	\$ 808.07	\$ -	\$ -	\$ 808.07	\$ 808.07
Kosmala, Richard S Jr; Koeplin, Naomi R	53-08-20-201-004.000-008	1503	1B	N	\$ -	\$ -	\$ -	\$ -	\$ 196.54	\$ -	\$ -	\$ 196.54	\$ 196.54
Somersbe Homeowners Assoc Inc	53-08-17-403-022.000-008	1229	1B	N	\$ -	\$ -	\$ -	\$ -	\$ -	\$ -	\$ -	\$ -	\$ -
Malichi, Chad & Victoria	53-08-17-403-011.000-008	1343	1B	N	\$ -	\$ -	\$ -	\$ -	\$ -	\$ -	\$ -	\$ -	\$ -
Johnson, Susan A & Tuttle, Angela Dee	53-08-17-403-021.000-008	1344	1B	N	\$ -	\$ -	\$ -	\$ -	\$ -	\$ 289.60	\$ -	\$ 289.60	\$ 289.60
Yoho, Kristina L	53-08-17-403-033.000-008		1B	N	\$ -	\$ -	\$ -	\$ -	\$ -	\$ -	\$ -	\$ -	\$ -
Mynark, Richard G	53-08-17-403-004.000-008		1B	N	\$ -	\$ -	\$ -	\$ -	\$ -	\$ -	\$ -	\$ -	\$ -
Deckard, Shawn	53-08-17-403-017.000-008	1840	1B	N	\$ -	\$ -	\$ -	\$ -	\$ -	\$ -	\$ -	\$ -	\$ -

City of Bloomington

Area #1B: South-West Annexation Area - Circuit Breaker Impacts Analysis

Owner Name	Parcel #	Waiver	Annexation Area	AG	Pre-Annex 1% CB Credits	Pre-Annex 2% CB Credits	Pre-Annex 65 & Over CB Credits	Pre-Annex Total CB Credits	Post-Annex 1% CB Credits	Post-Annex 2% CB Credits	Post-Annex 65 & Over CB Credits	Post-Annex Total CB Credits	Total Post-Annex CB Credits Increase
Glaser, Corinne A	53-08-17-403-013.000-008		1B	N	\$ -	\$ -	\$ -	\$ -	\$ -	\$ -	\$ -	\$ -	\$ -
McKenzie, Meghan E	53-08-17-403-020.000-008		1B	N	\$ -	\$ -	\$ -	\$ -	\$ -	\$ -	\$ -	\$ -	\$ -
Bunnell, Adam K & Whitney N	53-08-17-403-016.000-008		1B	N	\$ -	\$ -	\$ -	\$ -	\$ -	\$ -	\$ -	\$ -	\$ -
Turner, Andrew R & Vicki S	53-08-20-201-024.000-008	1660	1B	N	\$ -	\$ -	\$ -	\$ -	\$ -	\$ -	\$ -	\$ -	\$ -
Kouns, Sandra R	53-08-20-201-028.000-008	1762	1B	N	\$ -	\$ -	\$ -	\$ -	\$ 174.59	\$ -	\$ -	\$ 174.59	\$ 174.59
LaBarr, Monique M	53-08-20-201-023.000-008	1550	1B	N	\$ -	\$ -	\$ -	\$ -	\$ 129.06	\$ -	\$ -	\$ 129.06	\$ 129.06
Hicks, James R & Marilyn S													
Revocable Trusts	53-08-20-201-008.000-008	1399	1B	N	\$ -	\$ -	\$ -	\$ -	\$ 422.60	\$ -	\$ -	\$ 422.60	\$ 422.60
Hall, James H	53-08-20-201-001.000-008	1399	1B	N	\$ -	\$ -	\$ -	\$ -	\$ 488.44	\$ -	\$ -	\$ 488.44	\$ 488.44
Ostermeier, Robert & Linda	53-08-20-201-003.000-008	1571	1B	N	\$ -	\$ -	\$ -	\$ -	\$ 704.97	\$ -	\$ -	\$ 704.97	\$ 704.97
Cervantes, Daniel L & E Katerina D	53-08-20-201-009.000-008		1B	N	\$ -	\$ -	\$ -	\$ -	\$ 176.88	\$ -	\$ -	\$ 176.88	\$ 176.88
Scott, James III & Kristie M	53-08-20-201-025.000-008	2001	1B	N	\$ -	\$ -	\$ -	\$ -	\$ 413.91	\$ -	\$ -	\$ 413.91	\$ 413.91
Mensendiek, Mildred & Kevin D	53-01-40-785-668.000-008	1455	1B	N	\$ -	\$ -	\$ -	\$ -	\$ 387.41	\$ -	\$ -	\$ 387.41	\$ 387.41
Peach, Richard J & Mary E	53-08-20-204-013.000-008	2061	1B	N	\$ -	\$ -	\$ -	\$ -	\$ 768.73	\$ -	\$ -	\$ 768.73	\$ 768.73
Hawranek, Walter R & Patti	53-08-20-204-017.000-008	2059	1B	N	\$ -	\$ -	\$ -	\$ -	\$ 482.63	\$ -	\$ -	\$ 482.63	\$ 482.63
Woodard, Kenneth David; Woodard, Jan D & Woodard, Jeremy	53-08-17-403-032.000-008		1B	N	\$ -	\$ -	\$ -	\$ -	\$ -	\$ -	\$ -	\$ -	\$ -
Hamilton, Melinda L	53-08-17-403-012.000-008		1B	N	\$ -	\$ -	\$ -	\$ -	\$ -	\$ -	\$ -	\$ -	\$ -
Bergeron, Christian P	53-08-17-403-005.000-008		1B	N	\$ -	\$ -	\$ -	\$ -	\$ -	\$ -	\$ -	\$ -	\$ -
Bauer, Nicholas G	53-08-17-403-001.000-008		1B	N	\$ -	\$ -	\$ -	\$ -	\$ -	\$ -	\$ -	\$ -	\$ -
Forbes, JT	53-08-17-403-003.000-008		1B	N	\$ -	\$ -	\$ -	\$ -	\$ -	\$ -	\$ -	\$ -	\$ -
Parrott, Kourtney	53-08-17-403-002.000-008		1B	N	\$ -	\$ -	\$ -	\$ -	\$ -	\$ -	\$ -	\$ -	\$ -
Ensmann, Catherine Louise	53-08-17-403-018.000-008	2393	1B	N	\$ -	\$ -	\$ -	\$ -	\$ -	\$ -	\$ -	\$ -	\$ -
Winkle, Charles G II	53-08-17-204-001.000-008	2071	1B	N	\$ -	\$ -	\$ -	\$ -	\$ -	\$ -	\$ -	\$ -	\$ -
Payne, Melanie Jo & Wanzer, Susan Place	53-08-17-102-074.000-008	1240	1B	N	\$ -	\$ -	\$ -	\$ -	\$ 40.45	\$ -	\$ -	\$ 40.45	\$ 40.45
Luallen, Arlene K	53-08-17-102-073.000-008		1B	N	\$ -	\$ -	\$ -	\$ -	\$ 97.18	\$ -	\$ -	\$ 97.18	\$ 97.18
Bogenschutz, Andrew P & Rebecca K	53-08-17-204-004.000-008		1B	N	\$ -	\$ -	\$ -	\$ -	\$ -	\$ -	\$ -	\$ -	\$ -
Goode, John M, Jr & Dana M	53-01-42-955-000.000-008		1B	N	\$ -	\$ -	\$ -	\$ -	\$ 330.68	\$ -	\$ -	\$ 330.68	\$ 330.68
Williams, Patricia L	53-01-42-957-000.000-008		1B	N	\$ -	\$ -	\$ -	\$ -	\$ 296.31	\$ -	\$ -	\$ 296.31	\$ 296.31
City of Bloomington, Indiana, Board of Park Commissioners	53-08-20-100-059.000-008		1B	N	\$ -	\$ -	\$ -	\$ -	\$ -	\$ -	\$ -	\$ -	\$ -
Long, Steven A. & Diann Roberta	53-08-17-102-058.000-008		1B	N	\$ -	\$ -	\$ -	\$ -	\$ -	\$ -	\$ -	\$ -	\$ -
Paurazas, Joseph Andrew	53-08-17-104-018.000-008	1307	1B	N	\$ -	\$ -	\$ -	\$ -	\$ -	\$ -	\$ -	\$ -	\$ -
Gibson, Sarah J	53-08-17-104-014.000-008	1304	1B	N	\$ -	\$ -	\$ -	\$ -	\$ -	\$ -	\$ -	\$ -	\$ -
Pece, Milan Leon	53-08-17-402-010.000-008		1B	N	\$ -	\$ -	\$ -	\$ -	\$ -	\$ -	\$ -	\$ -	\$ -
Campbell, Duncan C & Cathrine A Spiaggia	53-08-18-200-001.000-008		1B	N	\$ -	\$ -	\$ -	\$ -	\$ -	\$ -	\$ -	\$ -	\$ -
Jacoby, Gary	53-08-17-102-065.000-008	1181	1B	N	\$ -	\$ -	\$ -	\$ -	\$ -	\$ -	\$ -	\$ -	\$ -
Brewer, John W & Leanna	53-08-20-400-052.000-008		1B	N	\$ -	\$ -	\$ -	\$ -	\$ -	\$ -	\$ -	\$ -	\$ -
Foertsch, Kevin K & Brooke	53-08-17-301-216.000-008	1599	1B	N	\$ -	\$ -	\$ -	\$ -	\$ -	\$ -	\$ -	\$ -	\$ -
Havill, Julie	53-08-17-301-214.000-008	1599	1B	N	\$ -	\$ -	\$ -	\$ -	\$ 134.02	\$ -	\$ -	\$ 134.02	\$ 134.02
Everling, Christopher H & Kelsey L	53-08-17-301-109.000-008	1599	1B	N	\$ -	\$ -	\$ -	\$ -	\$ 305.06	\$ -	\$ -	\$ 305.06	\$ 305.06
Dias, Vitor Martins & Paixao, Thalissa Isabel Pereira	53-08-17-301-099.000-008	1599	1B	N	\$ -	\$ -	\$ -	\$ -	\$ 199.84	\$ -	\$ -	\$ 199.84	\$ 199.84
Piskos, Michael J	53-08-17-301-026.000-008	1599	1B	N	\$ -	\$ -	\$ -	\$ -	\$ 47.07	\$ -	\$ -	\$ 47.07	\$ 47.07
OConner, Duane E	53-08-17-301-064.000-008	1599	1B	N	\$ -	\$ -	\$ -	\$ -	\$ -	\$ 504.59	\$ -	\$ 504.59	\$ 504.59
Akhmedov, Rufat & Irina Ter-Grigoryan	53-08-17-301-079.000-008	1599	1B	N	\$ -	\$ -	\$ -	\$ -	\$ 291.35	\$ -	\$ -	\$ 291.35	\$ 291.35

City of Bloomington

Area #1B: South-West Annexation Area - Circuit Breaker Impacts Analysis

Owner Name	Parcel #	Waiver	Annexation Area	AG	Pre-Annex 1% CB Credits	Pre-Annex 2% CB Credits	Pre-Annex 65 & Over CB Credits	Pre-Annex Total CB Credits	Post-Annex 1% CB Credits	Post-Annex 2% CB Credits	Post-Annex 65 & Over CB Credits	Post-Annex Total CB Credits	Total Post-Annex CB Credits Increase
Carter, Clyde William H III & Aya	53-08-17-301-037.000-008	1599	1B	N	\$ -	\$ -	\$ -	\$ -	\$ 174.18	\$ -	\$ -	\$ 174.18	\$ 174.18
Nelson, Samuel P	53-08-17-301-060.000-008	1599	1B	N	\$ -	\$ -	\$ -	\$ -	\$ -	\$ -	\$ -	\$ -	\$ -
Sexton, Mark E. & Tina E.	53-08-17-403-029.000-008	1229	1B	N	\$ -	\$ -	\$ -	\$ -	\$ -	\$ 230.37	\$ -	\$ 230.37	\$ 230.37
Joe Kemp Construction LLC	53-08-17-304-045.000-008	1447	1B	N	\$ -	\$ -	\$ -	\$ -	\$ -	\$ -	\$ -	\$ -	\$ -
Joe Kemp Construction LLC	53-08-17-304-105.000-008	1447	1B	N	\$ -	\$ -	\$ -	\$ -	\$ -	\$ -	\$ -	\$ -	\$ -
Joe Kemp Construction LLC	53-08-17-304-061.000-008	1447	1B	N	\$ -	\$ -	\$ -	\$ -	\$ -	\$ -	\$ -	\$ -	\$ -
Joe Kemp Construction LLC	53-08-17-304-014.000-008	1447	1B	N	\$ -	\$ -	\$ -	\$ -	\$ -	\$ -	\$ -	\$ -	\$ -
Mason DM Properties LLC	53-08-17-304-009.000-008	1447	1B	N	\$ -	\$ -	\$ -	\$ -	\$ -	\$ 318.90	\$ -	\$ 318.90	\$ 318.90
Mason DM Properties LLC	53-08-17-304-060.000-008	1447	1B	N	\$ -	\$ -	\$ -	\$ -	\$ -	\$ 318.90	\$ -	\$ 318.90	\$ 318.90
Mason DM Properties LLC	53-08-17-304-023.000-008	1447	1B	N	\$ -	\$ -	\$ -	\$ -	\$ -	\$ 318.90	\$ -	\$ 318.90	\$ 318.90
Mason DM Properties LLC	53-08-17-304-059.000-008	1447	1B	N	\$ -	\$ -	\$ -	\$ -	\$ -	\$ 318.90	\$ -	\$ 318.90	\$ 318.90
Mason DM Properties LLC	53-08-17-304-008.000-008	1447	1B	N	\$ -	\$ -	\$ -	\$ -	\$ -	\$ 318.90	\$ -	\$ 318.90	\$ 318.90
CPW Properties LLC	53-08-17-304-071.000-008	1447	1B	N	\$ -	\$ -	\$ -	\$ -	\$ -	\$ 296.98	\$ -	\$ 296.98	\$ 296.98
CPW Properties LLC	53-08-17-304-016.000-008	1447	1B	N	\$ -	\$ -	\$ -	\$ -	\$ -	\$ 293.40	\$ -	\$ 293.40	\$ 293.40
Sechrist, Chad Eric	53-08-17-304-013.000-008	1447	1B	N	\$ -	\$ -	\$ -	\$ -	\$ -	\$ 223.46	\$ -	\$ 223.46	\$ 223.46
Lavender, Christopher & Kimberly	53-08-17-301-018.000-008	1599	1B	N	\$ -	\$ -	\$ -	\$ -	\$ -	\$ -	\$ -	\$ -	\$ -
Adiange, Erick & Byerley, Melissa	53-08-17-301-076.000-008	1599	1B	N	\$ -	\$ -	\$ -	\$ -	\$ 153.06	\$ -	\$ -	\$ 153.06	\$ 153.06
Espinoza, Abelardo & Guadalupe	53-08-17-301-059.000-008	1599	1B	N	\$ -	\$ -	\$ -	\$ -	\$ -	\$ 532.62	\$ -	\$ 532.62	\$ 532.62
Brock, Shea D & Rachael D	53-08-17-301-053.000-008	1599	1B	N	\$ -	\$ -	\$ -	\$ -	\$ 213.52	\$ -	\$ -	\$ 213.52	\$ 213.52
Peng, Bo & Jiang, Xiaowei	53-08-17-301-074.000-008	1599	1B	N	\$ -	\$ -	\$ -	\$ -	\$ 159.68	\$ -	\$ -	\$ 159.68	\$ 159.68
Wang, Zhuosong; Walker, Lisa D	53-08-17-301-024.000-008	1599	1B	N	\$ -	\$ -	\$ -	\$ -	\$ 224.70	\$ -	\$ -	\$ 224.70	\$ 224.70
Flemming, Leslie James & Sarah Batterton	53-08-17-301-212.000-008	1599	1B	N	\$ -	\$ -	\$ -	\$ -	\$ 68.19	\$ -	\$ -	\$ 68.19	\$ 68.19
Warthan, Stephanie J & Greenwell, Stephanie L	53-08-17-301-108.000-008	1599	1B	N	\$ -	\$ -	\$ -	\$ -	\$ 266.09	\$ -	\$ -	\$ 266.09	\$ 266.09
Ansari, Emily	53-08-17-301-096.000-008	1599	1B	N	\$ -	\$ -	\$ -	\$ -	\$ 193.22	\$ -	\$ -	\$ 193.22	\$ 193.22
Ricketts, Addison Lynn	53-08-17-301-095.000-008	1599	1B	N	\$ -	\$ -	\$ -	\$ -	\$ 253.25	\$ -	\$ -	\$ 253.25	\$ 253.25
Holtman, John H & Kristi Coburn	53-08-17-301-164.000-008	1599	1B	N	\$ -	\$ -	\$ -	\$ -	\$ 222.63	\$ -	\$ -	\$ 222.63	\$ 222.63
Miracle, Robert & Judith	53-08-20-100-030.009-008		1B	N	\$ -	\$ -	\$ -	\$ -	\$ -	\$ -	\$ -	\$ -	\$ -
Miracle, Robert & Judith	53-08-20-100-030.010-008		1B	N	\$ -	\$ -	\$ -	\$ -	\$ 577.03	\$ -	\$ -	\$ 577.03	\$ 577.03
Weber, William J & Cathleen I	53-08-20-100-030.011-008		1B	N	\$ -	\$ -	\$ -	\$ -	\$ 557.16	\$ -	\$ -	\$ 557.16	\$ 557.16
Deckard, Alton & Judy	53-08-20-100-030.012-008		1B	N	\$ -	\$ -	\$ -	\$ -	\$ 508.31	\$ -	\$ -	\$ 508.31	\$ 508.31
Binford, Leah J Revocable Trust Agreement	53-08-20-100-030.013-008		1B	N	\$ -	\$ -	\$ -	\$ -	\$ 808.90	\$ -	\$ -	\$ 808.90	\$ 808.90
Terry, Jason L & Fiona M	53-08-20-100-030.014-008		1B	N	\$ -	\$ -	\$ -	\$ -	\$ -	\$ 493.67	\$ -	\$ 493.67	\$ 493.67
Hohman, Joyce Ann Revocable Living Trust	53-08-20-100-030.015-008		1B	N	\$ -	\$ -	\$ -	\$ -	\$ 422.19	\$ -	\$ -	\$ 422.19	\$ 422.19
Clark Trust, The	53-08-20-100-030.016-008		1B	N	\$ -	\$ -	\$ -	\$ -	\$ 622.58	\$ -	\$ -	\$ 622.58	\$ 622.58
Siegel, Martin A & Bauder, Douglas E	53-08-20-100-030.018-008		1B	N	\$ -	\$ -	\$ -	\$ -	\$ 890.04	\$ -	\$ -	\$ 890.04	\$ 890.04
Starnes, Marjory	53-08-20-100-030.019-008		1B	N	\$ -	\$ -	\$ -	\$ -	\$ 711.60	\$ -	\$ -	\$ 711.60	\$ 711.60
McElhinney, Dean K & Sandra D	53-08-20-100-030.020-008		1B	N	\$ -	\$ -	\$ -	\$ -	\$ 782.39	\$ -	\$ -	\$ 782.39	\$ 782.39
B & L Rentals LLC	53-08-17-304-041.000-008	1447	1B	N	\$ -	\$ -	\$ -	\$ -	\$ -	\$ 296.98	\$ -	\$ 296.98	\$ 296.98
Al Gaad, Salman & Samar Shohatee	53-08-17-304-042.000-008	1447	1B	N	\$ -	\$ -	\$ -	\$ -	\$ -	\$ -	\$ -	\$ -	\$ -
1407 West Westwind Court LLC	53-08-17-304-104.000-008	1447	1B	N	\$ -	\$ -	\$ -	\$ -	\$ -	\$ -	\$ -	\$ -	\$ -
CPW Properties LLC	53-08-17-304-072.000-008	1447	1B	N	\$ -	\$ -	\$ -	\$ -	\$ -	\$ 293.82	\$ -	\$ 293.82	\$ 293.82
Cullison, Aaron	53-08-17-304-070.000-008	1447	1B	N	\$ -	\$ -	\$ -	\$ -	\$ -	\$ -	\$ -	\$ -	\$ -
CPW Properties LLC	53-08-17-304-012.000-008	1447	1B	N	\$ -	\$ -	\$ -	\$ -	\$ -	\$ 296.98	\$ -	\$ 296.98	\$ 296.98
CPW Properties LLC	53-08-17-304-039.000-008	1447	1B	N	\$ -	\$ -	\$ -	\$ -	\$ -	\$ 296.98	\$ -	\$ 296.98	\$ 296.98
Hobbit Homes LLC	53-08-17-304-038.000-008	1447	1B	N	\$ -	\$ -	\$ -	\$ -	\$ -	\$ 310.89	\$ -	\$ 310.89	\$ 310.89

City of Bloomington

Area #1B: South-West Annexation Area - Circuit Breaker Impacts Analysis

Owner Name	Parcel #	Waiver	Annexation Area	AG	Pre-Annex 1% CB Credits	Pre-Annex 2% CB Credits	Pre-Annex 65 & Over CB Credits	Pre-Annex Total CB Credits	Post-Annex 1% CB Credits	Post-Annex 2% CB Credits	Post-Annex 65 & Over CB Credits	Post-Annex Total CB Credits	Total Post-Annex CB Credits Increase
Hobbit Homes LLC	53-08-17-304-005.000-008	1447	1B	N	\$ -	\$ -	\$ -	\$ -	\$ -	\$ 314.89	\$ -	\$ 314.89	\$ 314.89
Hobbit Homes LLC	53-08-17-304-100.000-008	1447	1B	N	\$ -	\$ -	\$ -	\$ -	\$ -	\$ 314.89	\$ -	\$ 314.89	\$ 314.89
Hobbit Homes LLC	53-08-17-304-057.000-008	1447	1B	N	\$ -	\$ -	\$ -	\$ -	\$ -	\$ 314.89	\$ -	\$ 314.89	\$ 314.89
CPW Properties LLC	53-08-17-304-073.000-008	1447	1B	N	\$ -	\$ -	\$ -	\$ -	\$ -	\$ 259.46	\$ -	\$ 259.46	\$ 259.46
CPW Properties LLC	53-08-17-304-110.000-008	1447	1B	N	\$ -	\$ -	\$ -	\$ -	\$ -	\$ 261.57	\$ -	\$ 261.57	\$ 261.57
DeFelice, E Gene	53-08-17-402-001.000-008	1213	1B	N	\$ -	\$ -	\$ -	\$ -	\$ -	\$ 353.89	\$ -	\$ 353.89	\$ 353.89
Cobb, Michael & Patricia	53-08-20-100-030.021-008		1B	N	\$ -	\$ -	\$ -	\$ -	\$ 446.62	\$ -	\$ -	\$ 446.62	\$ 446.62
Smith Revocable Living Trust, The	53-08-20-100-030.022-008		1B	N	\$ -	\$ -	\$ -	\$ -	\$ 547.22	\$ -	\$ -	\$ 547.22	\$ 547.22
Henson, Thomas P & Mary L	53-08-20-100-030.023-008		1B	N	\$ -	\$ -	\$ -	\$ -	\$ -	\$ 573.94	\$ -	\$ 573.94	\$ 573.94
Lipschultz, Nancy L	53-08-20-100-030.024-008		1B	N	\$ -	\$ -	\$ -	\$ -	\$ 366.29	\$ -	\$ -	\$ 366.29	\$ 366.29
Short, Michael T & Virginia L	53-08-20-100-030.025-008	2266	1B	N	\$ -	\$ -	\$ -	\$ -	\$ 831.66	\$ -	\$ -	\$ 831.66	\$ 831.66
Mowery, Casandra D & Shawn C	53-08-20-100-030.026-008	2266	1B	N	\$ -	\$ -	\$ -	\$ -	\$ 642.86	\$ -	\$ -	\$ 642.86	\$ 642.86
Lien, Brennan C & Christie	53-08-20-100-030.027-008	2266	1B	N	\$ -	\$ -	\$ -	\$ -	\$ 856.09	\$ -	\$ -	\$ 856.09	\$ 856.09
Sympson, Jeffrey A & Lee A	53-08-20-100-030.028-008	2266	1B	N	\$ -	\$ -	\$ -	\$ -	\$ 756.30	\$ -	\$ -	\$ 756.30	\$ 756.30
E R W Corp	53-08-20-100-030.029-008	2266	1B	N	\$ -	\$ -	\$ -	\$ -	\$ -	\$ -	\$ -	\$ -	\$ -
E R W Corp	53-08-20-100-030.030-008	2266	1B	N	\$ -	\$ -	\$ -	\$ -	\$ -	\$ -	\$ -	\$ -	\$ -
E R W Corp	53-08-20-100-030.031-008	2266	1B	N	\$ -	\$ -	\$ -	\$ -	\$ -	\$ -	\$ -	\$ -	\$ -
Sympson, Daisy E	53-08-20-100-030.032-008	2266	1B	N	\$ -	\$ -	\$ -	\$ -	\$ 33.42	\$ -	\$ -	\$ 33.42	\$ 33.42
Hogan, Timothy B & Margaret L	53-08-20-100-030.033-008	2266	1B	N	\$ -	\$ -	\$ -	\$ -	\$ -	\$ -	\$ -	\$ -	\$ -
Gingerich, Marilyn Margaret	53-08-17-100-019.000-008	1062	1B	N	\$ -	\$ -	\$ -	\$ -	\$ -	\$ -	\$ -	\$ -	\$ -
Lynch, Dana L & Tad K	53-08-20-204-016.000-008	1602	1B	N	\$ -	\$ -	\$ -	\$ -	\$ 631.68	\$ -	\$ -	\$ 631.68	\$ 631.68
Snapp, D Michael	53-08-20-204-012.000-008		1B	N	\$ -	\$ -	\$ -	\$ -	\$ 370.22	\$ -	\$ -	\$ 370.22	\$ 370.22
Bretsch, Bart K & Susan D	53-08-20-204-011.000-008	1889	1B	N	\$ -	\$ -	\$ -	\$ -	\$ 526.52	\$ -	\$ -	\$ 526.52	\$ 526.52
Harrell, Clint M & Maggie M	53-08-20-204-010.000-008	2154	1B	N	\$ -	\$ -	\$ -	\$ -	\$ 625.48	\$ -	\$ -	\$ 625.48	\$ 625.48
Ping, Teresa A	53-08-20-204-002.000-008	1757	1B	N	\$ -	\$ -	\$ -	\$ -	\$ 1,122.73	\$ -	\$ -	\$ 1,122.73	\$ 1,122.73
Contreras, Anna	53-08-20-204-006.000-008	1973	1B	N	\$ -	\$ -	\$ -	\$ -	\$ 271.48	\$ -	\$ -	\$ 271.48	\$ 271.48
Wisley, Eric R & Kathy L	53-08-20-204-015.000-008	2080	1B	N	\$ -	\$ -	\$ -	\$ -	\$ 807.64	\$ -	\$ -	\$ 807.64	\$ 807.64
Porter, Stephen Lee & Sandra Jean	53-08-20-204-009.000-008	1713	1B	N	\$ -	\$ -	\$ -	\$ -	\$ 319.92	\$ -	\$ -	\$ 319.92	\$ 319.92
Adams, Reed M & Penny L	53-08-20-204-005.000-008	1661	1B	N	\$ -	\$ -	\$ -	\$ -	\$ 487.19	\$ -	\$ -	\$ 487.19	\$ 487.19
Grimes, Harold J & Pamela K	53-08-20-204-001.000-008	2369	1B	N	\$ -	\$ -	\$ -	\$ -	\$ 88.15	\$ -	\$ -	\$ 88.15	\$ 88.15
Lutes, Michael J & Tracee D	53-08-20-204-004.000-008	2364	1B	N	\$ -	\$ -	\$ -	\$ -	\$ 1,046.96	\$ -	\$ -	\$ 1,046.96	\$ 1,046.96
Gillette, John E & Carrie A	53-08-20-204-014.000-008	1714	1B	N	\$ -	\$ -	\$ -	\$ -	\$ 192.08	\$ -	\$ -	\$ 192.08	\$ 192.08
Goodlett, Garth P & Wendi L	53-08-20-204-008.000-008	1828	1B	N	\$ -	\$ -	\$ -	\$ -	\$ 844.50	\$ -	\$ -	\$ 844.50	\$ 844.50
Parker, Jeffrey T & Laura T	53-08-20-204-007.000-008		1B	N	\$ -	\$ -	\$ -	\$ -	\$ 902.47	\$ -	\$ -	\$ 902.47	\$ 902.47
Yin, Minyang; Bie, Shiyu	53-08-17-403-006.000-008		1B	N	\$ -	\$ -	\$ -	\$ -	\$ -	\$ -	\$ -	\$ -	\$ -
Stork, Barbara A	53-08-17-403-007.000-008		1B	N	\$ -	\$ -	\$ -	\$ -	\$ -	\$ -	\$ -	\$ -	\$ -
Hardesty, Juliet L & Nathan Clifford Ingham	53-08-17-403-009.000-008		1B	N	\$ -	\$ -	\$ -	\$ -	\$ -	\$ -	\$ -	\$ -	\$ -
Cerwinske, Erin	53-08-17-403-010.000-008		1B	N	\$ -	\$ -	\$ -	\$ -	\$ -	\$ -	\$ -	\$ -	\$ -
Danielson, Melinda F	53-08-17-403-035.000-008		1B	N	\$ -	\$ -	\$ -	\$ -	\$ -	\$ -	\$ -	\$ -	\$ -
Tamaran, Ramon Garcia & Rachael G Garcia	53-08-17-403-026.000-008		1B	N	\$ -	\$ -	\$ -	\$ -	\$ -	\$ -	\$ -	\$ -	\$ -
Saltbox Group LLC	53-08-17-403-025.000-008		1B	N	\$ -	\$ -	\$ -	\$ -	\$ -	\$ 336.18	\$ -	\$ 336.18	\$ 336.18
Moll, Mary L	53-08-17-403-036.000-008		1B	N	\$ -	\$ -	\$ 30.00	\$ 30.00	\$ -	\$ -	\$ 312.31	\$ 312.31	\$ 282.31
Fulford, Keith	53-08-17-403-027.000-008		1B	N	\$ -	\$ -	\$ -	\$ -	\$ -	\$ -	\$ -	\$ -	\$ -
Stafford, Julia Ann	53-08-17-403-030.000-008		1B	N	\$ -	\$ -	\$ -	\$ -	\$ -	\$ -	\$ -	\$ -	\$ -
Winegardner, Cynthia J	53-08-17-403-014.000-008		1B	N	\$ -	\$ -	\$ -	\$ -	\$ -	\$ -	\$ -	\$ -	\$ -
McGee, Thomas E	53-08-17-403-043.000-008		1B	N	\$ -	\$ -	\$ -	\$ -	\$ -	\$ -	\$ -	\$ -	\$ -
Pal, Dharmendra & Seema Choudhary	53-08-17-403-045.000-008		1B	N	\$ -	\$ -	\$ -	\$ -	\$ -	\$ 176.45	\$ -	\$ 176.45	\$ 176.45
Chandler, Craig R	53-08-17-403-046.000-008		1B	N	\$ -	\$ -	\$ -	\$ -	\$ -	\$ -	\$ -	\$ -	\$ -

City of Bloomington

Area #1B: South-West Annexation Area - Circuit Breaker Impacts Analysis

Owner Name	Parcel #	Waiver	Annexation Area	AG	Pre-Annex 1% CB Credits	Pre-Annex 2% CB Credits	Pre-Annex 65 & Over CB Credits	Pre-Annex Total CB Credits	Post-Annex 1% CB Credits	Post-Annex 2% CB Credits	Post-Annex 65 & Over CB Credits	Post-Annex Total CB Credits	Total Post-Annex CB Credits Increase
Chambers, Jennifer & David	53-08-17-403-044.000-008		1B	N	\$ -	\$ -	\$ -	\$ -	\$ -	\$ -	\$ -	\$ -	\$ -
McCarty, James L	53-08-17-403-039.000-008		1B	N	\$ -	\$ -	\$ -	\$ -	\$ -	\$ -	\$ -	\$ -	\$ -
Mosley, Darran K	53-08-17-403-041.000-008		1B	N	\$ -	\$ -	\$ -	\$ -	\$ -	\$ -	\$ -	\$ -	\$ -
Byers, John McMillan	53-08-17-403-040.000-008	2394	1B	N	\$ -	\$ -	\$ -	\$ -	\$ -	\$ 338.92	\$ -	\$ 338.92	\$ 338.92
Nguyen, Phuoc X; Qiu, Lilian	53-08-20-203-002.000-008	2015	1B	N	\$ -	\$ -	\$ -	\$ -	\$ 543.49	\$ -	\$ -	\$ 543.49	\$ 543.49
May, Phillip R	53-08-20-203-001.000-008	1659	1B	N	\$ -	\$ -	\$ -	\$ -	\$ 220.56	\$ -	\$ -	\$ 220.56	\$ 220.56
Seader, Donald J & Melinda J	53-08-20-203-005.000-008	1865	1B	N	\$ -	\$ -	\$ -	\$ -	\$ 1,283.37	\$ -	\$ -	\$ 1,283.37	\$ 1,283.37
Jenshak, Bradley K & Phyllis A	53-08-20-203-003.000-008	1865	1B	N	\$ -	\$ -	\$ -	\$ -	\$ 99.05	\$ -	\$ -	\$ 99.05	\$ 99.05
Johnson, Jimmie D & Mary Ann	53-08-20-203-004.000-008		1B	N	\$ -	\$ -	\$ -	\$ -	\$ 391.55	\$ -	\$ -	\$ 391.55	\$ 391.55
Titus, Gerry E	53-08-17-102-016.000-008		1B	N	\$ -	\$ -	\$ -	\$ -	\$ -	\$ -	\$ 505.42	\$ 505.42	\$ 505.42
Crooks, Edwin William IV	53-08-17-102-011.000-008	2376	1B	N	\$ -	\$ -	\$ -	\$ -	\$ -	\$ -	\$ -	\$ -	\$ -
Burks, Rick G	53-08-17-100-021.000-008	1009	1B	N	\$ -	\$ -	\$ -	\$ -	\$ -	\$ -	\$ -	\$ -	\$ -
Langley, Glen J & Denise A	53-08-17-407-044.000-008		1B	N	\$ -	\$ -	\$ -	\$ -	\$ -	\$ 238.60	\$ -	\$ 238.60	\$ 238.60
Kirtman, Trevor Andrew & Brittani Adele	53-08-17-301-075.000-008	1599	1B	N	\$ -	\$ -	\$ -	\$ -	\$ 80.61	\$ -	\$ -	\$ 80.61	\$ 80.61
Poor, Kathleen S; Poor, Marianne	53-08-17-301-012.000-008	1599	1B	N	\$ -	\$ -	\$ -	\$ -	\$ 314.95	\$ -	\$ -	\$ 314.95	\$ 314.95
Gresham, Lindsay Dawn; Gresham, Dean L & Linda L	53-08-17-301-014.000-008	1599	1B	N	\$ -	\$ -	\$ -	\$ -	\$ -	\$ -	\$ -	\$ -	\$ -
Tabor, Brett M	53-08-17-301-015.000-008	1599	1B	N	\$ -	\$ -	\$ -	\$ -	\$ 30.50	\$ -	\$ -	\$ 30.50	\$ 30.50
Hays, Michelle L & Kevin R	53-08-17-301-020.000-008	1599	1B	N	\$ -	\$ -	\$ -	\$ -	\$ 35.48	\$ -	\$ -	\$ 35.48	\$ 35.48
Lakshmanan, Subramanian & Kalyani	53-08-17-301-023.000-008	1599	1B	N	\$ -	\$ -	\$ -	\$ -	\$ 166.32	\$ -	\$ -	\$ 166.32	\$ 166.32
Emerson-hunt, Nancy J	53-08-17-301-160.000-008	1599	1B	N	\$ -	\$ -	\$ -	\$ -	\$ 190.32	\$ -	\$ -	\$ 190.32	\$ 190.32
McCann, Caleb E & Dara D	53-08-17-301-106.000-008	1599	1B	N	\$ -	\$ -	\$ -	\$ -	\$ 30.93	\$ -	\$ -	\$ 30.93	\$ 30.93
Al-Zubaidi, Saddam	53-08-17-301-158.000-008	1599	1B	N	\$ -	\$ -	\$ -	\$ -	\$ 244.99	\$ -	\$ -	\$ 244.99	\$ 244.99
Sotomayor, Fabian & Ximena	53-08-17-301-213.000-008	1599	1B	N	\$ -	\$ -	\$ -	\$ -	\$ 329.44	\$ -	\$ -	\$ 329.44	\$ 329.44
Mood, Nicholas R & Stephanie N	53-08-17-301-098.000-008	1599	1B	N	\$ -	\$ -	\$ -	\$ -	\$ 235.87	\$ -	\$ -	\$ 235.87	\$ 235.87
Banks, Arthur & Felixia	53-08-17-301-192.000-008	1599	1B	N	\$ -	\$ -	\$ -	\$ -	\$ -	\$ -	\$ -	\$ -	\$ -
Weeks, Lucas D & Hannah M	53-08-17-301-102.000-008	1599	1B	N	\$ -	\$ -	\$ -	\$ -	\$ 157.21	\$ -	\$ -	\$ 157.21	\$ 157.21
Highlands Homeowners Association Inc	53-08-18-103-003.455-008	1599	1B	N	\$ -	\$ -	\$ -	\$ -	\$ -	\$ -	\$ -	\$ -	\$ -
Mankav LLC	53-08-17-304-102.000-008	1447	1B	N	\$ -	\$ -	\$ -	\$ -	\$ -	\$ 315.32	\$ -	\$ 315.32	\$ 315.32
Mankav LLC	53-08-17-304-040.000-008	1447	1B	N	\$ -	\$ -	\$ -	\$ -	\$ -	\$ 315.32	\$ -	\$ 315.32	\$ 315.32
Batchelor Heights LLC	53-08-17-304-010.000-008	1447	1B	N	\$ -	\$ -	\$ -	\$ -	\$ -	\$ 323.96	\$ -	\$ 323.96	\$ 323.96
Batchelor Heights LLC	53-08-17-304-011.000-008	1447	1B	N	\$ -	\$ -	\$ -	\$ -	\$ -	\$ 323.96	\$ -	\$ 323.96	\$ 323.96
Batchelor Heights LLC	53-08-17-304-101.000-008	1447	1B	N	\$ -	\$ -	\$ -	\$ -	\$ -	\$ 319.74	\$ -	\$ 319.74	\$ 319.74
Batchelor Heights LLC	53-08-17-304-074.000-008	1447	1B	N	\$ -	\$ -	\$ -	\$ -	\$ -	\$ 323.96	\$ -	\$ 323.96	\$ 323.96
Batchelor Heights LLC	53-08-17-304-075.000-008	1447	1B	N	\$ -	\$ -	\$ -	\$ -	\$ -	\$ 323.96	\$ -	\$ 323.96	\$ 323.96
Joe Kemp Construction LLC	53-08-17-304-082.000-008	1447	1B	N	\$ -	\$ -	\$ -	\$ -	\$ -	\$ -	\$ -	\$ -	\$ -
Joe Kemp Construction LLC	53-08-17-304-015.000-008	1447	1B	N	\$ 434.22	\$ -	\$ -	\$ 434.22	\$ 735.23	\$ -	\$ -	\$ 735.23	\$ 301.01
Joe Kemp Construction LLC	53-08-17-304-081.000-008	1447	1B	N	\$ -	\$ -	\$ -	\$ -	\$ -	\$ -	\$ -	\$ -	\$ -
Joe Kemp Construction LLC	53-08-17-304-031.000-008	1447	1B	N	\$ 434.22	\$ -	\$ -	\$ 434.22	\$ 735.23	\$ -	\$ -	\$ 735.23	\$ 301.01
Joe Kemp Construction LLC	53-08-17-304-085.000-008	1447	1B	N	\$ -	\$ -	\$ -	\$ -	\$ -	\$ -	\$ -	\$ -	\$ -
Joe Kemp Construction LLC	53-08-17-304-030.000-008	1447	1B	N	\$ -	\$ -	\$ -	\$ -	\$ -	\$ -	\$ -	\$ -	\$ -
Bruce, Kevin E R	53-08-17-301-113.000-008	1599	1B	N	\$ -	\$ -	\$ -	\$ -	\$ 127.80	\$ -	\$ -	\$ 127.80	\$ 127.80
Bennett, Kathryn E	53-08-17-301-162.000-008	1599	1B	N	\$ -	\$ -	\$ -	\$ -	\$ 149.76	\$ -	\$ -	\$ 149.76	\$ 149.76
Russell, Renee Faith	53-08-17-301-115.000-008	1599	1B	N	\$ -	\$ -	\$ -	\$ -	\$ 176.67	\$ -	\$ -	\$ 176.67	\$ 176.67
Argenti, Philip E	53-08-17-301-197.000-008	1599	1B	N	\$ -	\$ -	\$ -	\$ -	\$ 301.29	\$ -	\$ -	\$ 301.29	\$ 301.29
Trevino, Yolanda	53-08-17-301-129.000-008	1599	1B	N	\$ -	\$ -	\$ -	\$ -	\$ -	\$ 396.04	\$ -	\$ 396.04	\$ 396.04
Wells, Tyler G & Sarah L	53-08-17-301-178.000-008	1599	1B	N	\$ -	\$ -	\$ -	\$ -	\$ 209.79	\$ -	\$ -	\$ 209.79	\$ 209.79

City of Bloomington

Area #1B: South-West Annexation Area - Circuit Breaker Impacts Analysis

Owner Name	Parcel #	Waiver	Annexation Area	AG	Pre-Annex 1% CB Credits	Pre-Annex 2% CB Credits	Pre-Annex 65 & Over CB Credits	Pre-Annex Total CB Credits	Post-Annex 1% CB Credits	Post-Annex 2% CB Credits	Post-Annex 65 & Over CB Credits	Post-Annex Total CB Credits	Total Post-Annex CB Credits Increase
Nguyen, Mui & Duong, Mui Thu Thi	53-08-17-301-180.000-008	1599	1B	N	\$ -	\$ -	\$ -	\$ -	\$ -	\$ -	\$ -	\$ -	\$ -
Velazco, Joe; Hale-Velazco, Alice M	53-08-17-301-200.000-008	1599	1B	N	\$ -	\$ -	\$ -	\$ -	\$ -	\$ -	\$ -	\$ -	\$ -
Love, Louis Tyrone Jr	53-08-17-301-143.000-008	1599	1B	N	\$ -	\$ -	\$ -	\$ -	\$ -	\$ 369.49	\$ -	\$ 369.49	\$ 369.49
Hawkins, Lloyd P Jr	53-08-17-301-135.000-008	1599	1B	N	\$ -	\$ -	\$ -	\$ -	\$ -	\$ -	\$ -	\$ -	\$ -
Pak, Jason J & Kyoung	53-08-17-301-169.000-008	1599	1B	N	\$ -	\$ -	\$ -	\$ -	\$ 154.72	\$ -	\$ -	\$ 154.72	\$ 154.72
Webster, Terry	53-08-20-100-030.034-008	2266	1B	N	\$ -	\$ -	\$ -	\$ -	\$ 396.93	\$ -	\$ -	\$ 396.93	\$ 396.93
Phelps, Mark	53-08-20-100-030.035-008	2266	1B	N	\$ -	\$ -	\$ -	\$ -	\$ 473.53	\$ -	\$ -	\$ 473.53	\$ 473.53
Rutherford, Scott E & Lynn C	53-08-20-100-030.036-008	2266	1B	N	\$ -	\$ -	\$ -	\$ -	\$ 565.85	\$ -	\$ -	\$ 565.85	\$ 565.85
Puntney, Jodi	53-08-20-100-030.037-008	2266	1B	N	\$ -	\$ -	\$ -	\$ -	\$ 573.30	\$ -	\$ -	\$ 573.30	\$ 573.30
Best, Jerry & Judith Joint Revocable Living Trust	53-08-20-100-030.038-008	2266	1B	N	\$ -	\$ -	\$ -	\$ -	\$ 643.69	\$ -	\$ -	\$ 643.69	\$ 643.69
Curran, Kevin Barry	53-08-20-100-030.039-008	2266	1B	N	\$ -	\$ -	\$ -	\$ -	\$ 486.36	\$ -	\$ -	\$ 486.36	\$ 486.36
Dowdy, Terry W & Cynthia A	53-08-20-100-030.040-008	2266	1B	N	\$ -	\$ -	\$ -	\$ -	\$ 447.02	\$ -	\$ -	\$ 447.02	\$ 447.02
Lohrmann, David K & Julie A Joint Revocable Trust	53-08-20-100-030.041-008	2266	1B	N	\$ -	\$ -	\$ -	\$ -	\$ 410.59	\$ -	\$ -	\$ 410.59	\$ 410.59
Stevenson, William Gary & Linda Maria	53-08-20-100-030.042-008		1B	N	\$ -	\$ -	\$ -	\$ -	\$ 381.20	\$ -	\$ -	\$ 381.20	\$ 381.20
Feagans, Gail A	53-08-20-100-030.043-008		1B	N	\$ -	\$ -	\$ -	\$ -	\$ 638.72	\$ -	\$ -	\$ 638.72	\$ 638.72
Reif, Amy Elizabeth	53-08-20-100-030.044-008		1B	N	\$ -	\$ -	\$ -	\$ -	\$ 617.62	\$ -	\$ -	\$ 617.62	\$ 617.62
Harper, Mark L & Joyce M	53-08-20-100-030.045-008		1B	N	\$ -	\$ -	\$ -	\$ -	\$ 456.56	\$ -	\$ -	\$ 456.56	\$ 456.56
Titzer, Jamie K	53-08-20-100-030.046-008		1B	N	\$ -	\$ -	\$ -	\$ -	\$ 397.34	\$ -	\$ -	\$ 397.34	\$ 397.34
Ewer, Amanda N & Jeffrey R	53-08-17-303-019.000-008	1599	1B	N	\$ -	\$ -	\$ -	\$ -	\$ -	\$ -	\$ -	\$ -	\$ -
Chantar, Pornchanok	53-08-17-303-006.000-008	1599	1B	N	\$ -	\$ -	\$ -	\$ -	\$ 20.15	\$ -	\$ -	\$ 20.15	\$ 20.15
Parsons, Connie Lee	53-08-17-303-015.000-008	1599	1B	N	\$ -	\$ -	\$ -	\$ -	\$ -	\$ -	\$ -	\$ -	\$ -
Russell, Jerry I & Mariana	53-08-17-303-005.000-008	1599	1B	N	\$ -	\$ -	\$ -	\$ -	\$ 15.61	\$ -	\$ -	\$ 15.61	\$ 15.61
Mikolaitis, Peter J & Mary Beth	53-08-17-303-023.000-008	1599	1B	N	\$ -	\$ -	\$ -	\$ -	\$ -	\$ -	\$ -	\$ -	\$ -
Brookbank, Sherry A	53-08-17-303-014.000-008	1599	1B	N	\$ -	\$ -	\$ -	\$ -	\$ -	\$ -	\$ -	\$ -	\$ -
Martin, Sarah A & Michael B	53-08-17-303-010.000-008	1599	1B	N	\$ -	\$ -	\$ -	\$ -	\$ 109.17	\$ -	\$ -	\$ 109.17	\$ 109.17
Faith, Pamela	53-08-17-303-007.000-008	1599	1B	N	\$ -	\$ -	\$ -	\$ -	\$ -	\$ -	\$ -	\$ -	\$ -
Ebel-Orr, Faye E	53-08-17-303-002.000-008	1599	1B	N	\$ -	\$ -	\$ -	\$ -	\$ -	\$ -	\$ -	\$ -	\$ -
Toto, Jairo E; Madera, Rosa M	53-08-17-303-001.000-008	1599	1B	N	\$ -	\$ -	\$ -	\$ -	\$ 38.38	\$ -	\$ -	\$ 38.38	\$ 38.38
Dobbs, Charles M & Ann R	53-08-20-100-030.047-008		1B	N	\$ -	\$ -	\$ -	\$ -	\$ 439.57	\$ -	\$ -	\$ 439.57	\$ 439.57
Baywood LLC	53-08-20-100-030.098-008		1B	N	\$ -	\$ -	\$ -	\$ -	\$ -	\$ -	\$ -	\$ -	\$ -
E R W Corp	53-08-20-100-030.099-008	2264	1B	N	\$ -	\$ -	\$ -	\$ -	\$ -	\$ -	\$ -	\$ -	\$ -
Papke, Norman & Arlys	53-08-20-105-002.000-008	1844	1B	N	\$ -	\$ -	\$ -	\$ -	\$ 300.04	\$ -	\$ -	\$ 300.04	\$ 300.04
Connelly, David M & Cassandra L	53-08-20-105-007.000-008	2403	1B	N	\$ -	\$ -	\$ -	\$ -	\$ 452.41	\$ -	\$ -	\$ 452.41	\$ 452.41
Todd, Danny J & Cathy Ann	53-08-20-105-004.000-008		1B	N	\$ -	\$ -	\$ -	\$ -	\$ 169.22	\$ -	\$ -	\$ 169.22	\$ 169.22
Miller, Joel J General Trust	53-08-20-105-006.000-008	1720	1B	N	\$ -	\$ -	\$ -	\$ -	\$ -	\$ 456.96	\$ -	\$ 456.96	\$ 456.96
Gunderson, Mark H & Pilar	53-08-20-105-005.000-008		1B	N	\$ -	\$ -	\$ -	\$ -	\$ 354.28	\$ -	\$ -	\$ 354.28	\$ 354.28
Hepfer, Nasrin	53-08-17-102-067.000-008		1B	N	\$ -	\$ -	\$ -	\$ -	\$ -	\$ -	\$ -	\$ -	\$ -
Higginbotham, Warren R & Kristina R	53-08-17-102-048.000-008		1B	N	\$ -	\$ -	\$ -	\$ -	\$ -	\$ 324.38	\$ -	\$ 324.38	\$ 324.38
Smith, Philip D & Karen A	53-08-17-301-085.000-008	2023	1B	N	\$ -	\$ -	\$ -	\$ -	\$ 529.42	\$ -	\$ -	\$ 529.42	\$ 529.42
Smith, David M & Katie E	53-08-17-301-209.000-008	2052	1B	N	\$ -	\$ -	\$ -	\$ -	\$ 985.27	\$ -	\$ -	\$ 985.27	\$ 985.27
Eckes, Paul M & Susan M	53-08-17-301-210.000-008	2060	1B	N	\$ -	\$ -	\$ -	\$ -	\$ -	\$ -	\$ -	\$ -	\$ -
Richardson, Jamie L & Sarah J	53-08-17-301-086.000-008	1946	1B	N	\$ -	\$ -	\$ -	\$ -	\$ 983.61	\$ -	\$ -	\$ 983.61	\$ 983.61
Kulis, James M & Harriet M	53-08-17-301-211.000-008	1948	1B	N	\$ -	\$ -	\$ -	\$ -	\$ 703.32	\$ -	\$ -	\$ 703.32	\$ 703.32
Kinser, Dana H	53-08-17-301-087.000-008	2054	1B	N	\$ -	\$ -	\$ -	\$ -	\$ -	\$ 542.36	\$ -	\$ 542.36	\$ 542.36
Conner, David E & Michele L	53-08-17-301-088.000-008	2086	1B	N	\$ -	\$ -	\$ -	\$ -	\$ 904.94	\$ -	\$ -	\$ 904.94	\$ 904.94
Adams, Patrick & Elizabeth	53-08-17-301-155.000-008	1945	1B	N	\$ -	\$ -	\$ -	\$ -	\$ 839.12	\$ -	\$ -	\$ 839.12	\$ 839.12

City of Bloomington

Area #1B: South-West Annexation Area - Circuit Breaker Impacts Analysis

Owner Name	Parcel #	Waiver	Annexation Area	AG	Pre-Annex 1% CB Credits	Pre-Annex 2% CB Credits	Pre-Annex 65 & Over CB Credits	Pre-Annex Total CB Credits	Post-Annex 1% CB Credits	Post-Annex 2% CB Credits	Post-Annex 65 & Over CB Credits	Post-Annex Total CB Credits	Total Post-Annex CB Credits Increase
Rensink, Jay & Jill	53-01-40-785-699.000-008	1455	1B	N	\$ -	\$ -	\$ -	\$ -	\$ 800.19	\$ -	\$ -	\$ 800.19	\$ 800.19
Mullins, Matthew L & Debra J Kakos	53-08-17-301-004.000-008		1B	N	\$ -	\$ -	\$ -	\$ -	\$ 717.80	\$ -	\$ -	\$ 717.80	\$ 717.80
Musselman Family Revocable Trust	53-08-17-301-044.000-008	2227	1B	N	\$ -	\$ -	\$ -	\$ -	\$ 483.05	\$ -	\$ -	\$ 483.05	\$ 483.05
Nguyen, Kevin D & Natalie S	53-08-17-301-089.000-008	2154	1B	N	\$ -	\$ -	\$ -	\$ -	\$ 683.02	\$ -	\$ -	\$ 683.02	\$ 683.02
Burns, Stephen A & Elsner, Ann E	53-08-17-301-045.000-008	2083	1B	N	\$ -	\$ -	\$ -	\$ -	\$ -	\$ 740.87	\$ -	\$ 740.87	\$ 740.87
Burns, Stephen A & Elsner, Ann E	53-08-17-301-090.000-008		1B	N	\$ -	\$ -	\$ -	\$ -	\$ -	\$ -	\$ -	\$ -	\$ -
Munden, Ryan B & Jenny I	53-08-17-301-103.000-008	2198	1B	N	\$ -	\$ -	\$ -	\$ -	\$ 1,176.14	\$ -	\$ -	\$ 1,176.14	\$ 1,176.14
Kawanishi, Hideki & Tammy	53-08-17-301-094.000-008	2085	1B	N	\$ -	\$ -	\$ -	\$ -	\$ 685.92	\$ -	\$ -	\$ 685.92	\$ 685.92
Smith, Nicholas G & Tiffany S Hoyt-smith	53-08-17-301-104.000-008	2053	1B	N	\$ -	\$ -	\$ -	\$ -	\$ 1,011.36	\$ -	\$ -	\$ 1,011.36	\$ 1,011.36
Huck, Wayne R & Joyce M	53-08-17-301-189.000-008	2065	1B	N	\$ -	\$ -	\$ -	\$ -	\$ 531.08	\$ -	\$ -	\$ 531.08	\$ 531.08
Barton, Richard K & Susan H	53-08-17-301-002.000-008	2063	1B	N	\$ -	\$ -	\$ -	\$ -	\$ 885.90	\$ -	\$ -	\$ 885.90	\$ 885.90
Noel, Bradley C & Joni S	53-08-17-301-003.000-008	2014	1B	N	\$ -	\$ -	\$ -	\$ -	\$ 319.91	\$ -	\$ -	\$ 319.91	\$ 319.91
State Of Indiana	53-08-19-200-025.000-008		1B	N	\$ -	\$ -	\$ -	\$ -	\$ -	\$ -	\$ -	\$ -	\$ -
State Of Indiana	53-08-19-200-062.000-008		1B	N	\$ -	\$ -	\$ -	\$ -	\$ -	\$ -	\$ -	\$ -	\$ -
Wampler Family Trust	53-08-17-102-014.000-008	1190	1B	N	\$ -	\$ -	\$ 343.00	\$ 343.00	\$ -	\$ -	\$ -	\$ -	\$ (343.00)
Slota, Timothy A & Dorothy J	53-01-43-560-000.000-008		1B	N	\$ -	\$ -	\$ -	\$ -	\$ 685.51	\$ -	\$ -	\$ 685.51	\$ 685.51
Ray, Robert W	53-08-17-407-037.000-008	1219	1B	N	\$ -	\$ -	\$ -	\$ -	\$ -	\$ -	\$ -	\$ -	\$ -
Duncan, Brandon	53-08-17-401-010.000-008		1B	N	\$ -	\$ -	\$ -	\$ -	\$ -	\$ -	\$ -	\$ -	\$ -
Price, C Sean & McIntosh, Jessica L	53-08-17-102-004.000-008		1B	N	\$ -	\$ -	\$ -	\$ -	\$ -	\$ -	\$ -	\$ -	\$ -
Whiteman, Roy S & Lavon J Trust	53-08-20-301-006.000-008		1B	N	\$ -	\$ -	\$ -	\$ -	\$ -	\$ 194.12	\$ -	\$ 194.12	\$ 194.12
Whiteman, Roy S & Lavon J Trust	53-08-20-301-007.000-008		1B	N	\$ -	\$ -	\$ -	\$ -	\$ 134.44	\$ -	\$ -	\$ 134.44	\$ 134.44
Dyer, Henry L. & Ruby J.	53-08-20-301-008.000-008		1B	N	\$ -	\$ -	\$ -	\$ -	\$ 183.70	\$ -	\$ -	\$ 183.70	\$ 183.70
Southern, Joseph Lee & Maxine	53-08-20-301-002.000-008		1B	N	\$ -	\$ -	\$ -	\$ -	\$ -	\$ -	\$ -	\$ -	\$ -
Jeffress, Tammy L	53-08-20-301-005.000-008		1B	N	\$ -	\$ -	\$ -	\$ -	\$ 265.26	\$ -	\$ -	\$ 265.26	\$ 265.26
Kaplan, John B; Miller-Kaplan, Samantha	53-08-20-301-003.000-008		1B	N	\$ -	\$ -	\$ -	\$ -	\$ 315.82	\$ -	\$ -	\$ 315.82	\$ 315.82
Whiteman, Roy S & Lavon J Trustees	53-08-20-301-004.000-008		1B	N	\$ -	\$ -	\$ -	\$ -	\$ -	\$ -	\$ -	\$ -	\$ -
City of Bloomington, Indiana	53-08-20-301-001.000-008		1B	N	\$ -	\$ -	\$ -	\$ -	\$ -	\$ -	\$ -	\$ -	\$ -
City of Bloomington, Indiana	53-08-20-301-011.000-008		1B	N	\$ -	\$ -	\$ -	\$ -	\$ -	\$ -	\$ -	\$ -	\$ -
Teare, Glenn A JR & Jennifer R	53-08-17-104-010.000-008	1236	1B	N	\$ -	\$ -	\$ -	\$ -	\$ -	\$ -	\$ -	\$ -	\$ -
Shields, Donna Jo	53-08-17-102-042.000-008		1B	N	\$ -	\$ -	\$ -	\$ -	\$ -	\$ -	\$ -	\$ -	\$ -
Haury, Michael W	53-08-17-102-071.000-008		1B	N	\$ -	\$ -	\$ -	\$ -	\$ -	\$ -	\$ -	\$ -	\$ -
Nentrup, Susan Jane	53-08-17-100-013.000-008		1B	N	\$ -	\$ -	\$ -	\$ -	\$ -	\$ -	\$ -	\$ -	\$ -
Parameswaran, Manoj & Spotts, Elizabeth H	53-08-17-301-144.000-008	1599	1B	N	\$ -	\$ -	\$ -	\$ -	\$ 187.23	\$ -	\$ -	\$ 187.23	\$ 187.23
Lin, En; Li, Na	53-08-17-301-175.000-008	1599	1B	N	\$ -	\$ -	\$ -	\$ -	\$ 350.98	\$ -	\$ -	\$ 350.98	\$ 350.98
Graham, Greg A & Serna-Graham, Christina D	53-08-17-301-130.000-008	1599	1B	N	\$ -	\$ -	\$ -	\$ -	\$ -	\$ -	\$ -	\$ -	\$ -
Black, Kimberly D & Rickey R	53-08-17-301-179.000-008	1599	1B	N	\$ -	\$ -	\$ -	\$ -	\$ 147.27	\$ -	\$ -	\$ 147.27	\$ 147.27
Simpson, Andrew Ross	53-08-17-301-173.000-008	1599	1B	N	\$ -	\$ -	\$ -	\$ -	\$ 238.77	\$ -	\$ -	\$ 238.77	\$ 238.77
Abramenka, Uladzimir & Anna	53-08-17-301-122.000-008	1599	1B	N	\$ -	\$ -	\$ -	\$ -	\$ 192.81	\$ -	\$ -	\$ 192.81	\$ 192.81
Orr, Matthew J & Angelica L	53-08-17-301-195.000-008	1599	1B	N	\$ -	\$ -	\$ -	\$ -	\$ 213.92	\$ -	\$ -	\$ 213.92	\$ 213.92
Deja, Sabrina B	53-08-17-301-117.000-008	1599	1B	N	\$ -	\$ -	\$ -	\$ -	\$ 243.33	\$ -	\$ -	\$ 243.33	\$ 243.33
Fox, Janet M	53-08-17-301-193.000-008	1599	1B	N	\$ -	\$ -	\$ -	\$ -	\$ 49.97	\$ -	\$ -	\$ 49.97	\$ 49.97
Holzmeyer, Cameron L	53-08-17-301-116.000-008	1599	1B	N	\$ -	\$ -	\$ -	\$ -	\$ -	\$ -	\$ -	\$ -	\$ -
Gustafson, Daniel W	53-08-17-301-215.000-008	1599	1B	N	\$ -	\$ -	\$ -	\$ -	\$ 202.34	\$ -	\$ -	\$ 202.34	\$ 202.34
Oden, Joyce Bingham	53-08-17-301-166.000-008	1599	1B	N	\$ -	\$ -	\$ -	\$ -	\$ 8.77	\$ -	\$ -	\$ 8.77	\$ 8.77

City of Bloomington

Area #1B: South-West Annexation Area - Circuit Breaker Impacts Analysis

Owner Name	Parcel #	Waiver	Annexation Area	AG	Pre-Annex 1% CB Credits	Pre-Annex 2% CB Credits	Pre-Annex 65 & Over CB Credits	Pre-Annex Total CB Credits	Post-Annex 1% CB Credits	Post-Annex 2% CB Credits	Post-Annex 65 & Over CB Credits	Post-Annex Total CB Credits	Total Post-Annex CB Credits Increase
Morrow, Joseph Edward Jr & Trisha Ann	53-08-17-301-101.000-008	1599	1B	N	\$ -	\$ -	\$ -	\$ -	\$ 104.83	\$ -	\$ -	\$ 104.83	\$ 104.83
The Highland Homeowner's Association Inc.	53-01-41-709-813.000-008	1599	1B	N	\$ -	\$ -	\$ -	\$ -	\$ -	\$ -	\$ -	\$ -	\$ -
Honeycutt, L D	53-08-17-401-002.000-008		1B	N	\$ -	\$ -	\$ -	\$ -	\$ -	\$ 82.20	\$ -	\$ 82.20	\$ 82.20
Gillard, Carol A	53-08-17-101-005.000-008		1B	N	\$ -	\$ -	\$ -	\$ -	\$ -	\$ 730.54	\$ -	\$ 730.54	\$ 730.54
Thompson, Philip W & Deborah A	53-08-17-303-009.000-008	1599	1B	N	\$ -	\$ -	\$ 107.00	\$ 107.00	\$ -	\$ -	\$ 886.47	\$ 886.47	\$ 779.47
Manges, James M & Lauren G	53-08-17-302-049.000-008	1599	1B	N	\$ -	\$ -	\$ -	\$ -	\$ 263.20	\$ -	\$ -	\$ 263.20	\$ 263.20
Broukal, Lisa	53-08-17-302-003.000-008	1599	1B	N	\$ -	\$ -	\$ -	\$ -	\$ 100.90	\$ -	\$ -	\$ 100.90	\$ 100.90
Sebastian, Richard W & Cosette	53-08-17-302-001.000-008	1599	1B	N	\$ -	\$ -	\$ -	\$ -	\$ -	\$ -	\$ -	\$ -	\$ -
Miller, Joseph Charles	53-08-17-302-010.000-008	1599	1B	N	\$ -	\$ -	\$ -	\$ -	\$ 140.24	\$ -	\$ -	\$ 140.24	\$ 140.24
Colliver, Michael D & Angela R	53-08-17-302-006.000-008	1599	1B	N	\$ -	\$ -	\$ -	\$ -	\$ 148.52	\$ -	\$ -	\$ 148.52	\$ 148.52
Behjou, Vally & Guity Ahmadi	53-08-17-302-036.000-008	1599	1B	N	\$ -	\$ -	\$ -	\$ -	\$ -	\$ -	\$ -	\$ -	\$ -
Moubray, Jo Ann & Moubray, Rex H	53-08-17-302-004.000-008	1599	1B	N	\$ -	\$ -	\$ -	\$ -	\$ -	\$ -	\$ -	\$ -	\$ -
Kirby, Samantha J	53-08-17-302-041.000-008	1599	1B	N	\$ -	\$ -	\$ -	\$ -	\$ -	\$ -	\$ -	\$ -	\$ -
Allen, Michael B & Burger, Melissa K	53-08-17-302-047.000-008	1599	1B	N	\$ -	\$ -	\$ -	\$ -	\$ 57.84	\$ -	\$ -	\$ 57.84	\$ 57.84
Ferguson, Jolene Ann; Ferguson, Joanne Lea	53-08-17-302-014.000-008	1599	1B	N	\$ -	\$ -	\$ -	\$ -	\$ -	\$ -	\$ -	\$ -	\$ -
Moore, Bryan K	53-08-17-302-015.000-008	1599	1B	N	\$ -	\$ -	\$ -	\$ -	\$ -	\$ -	\$ -	\$ -	\$ -
Stodghill, Stephen W & Deah L	53-08-17-302-005.000-008	1599	1B	N	\$ -	\$ -	\$ -	\$ -	\$ -	\$ -	\$ -	\$ -	\$ -
Jones, Joy E Revocable Living Trust	53-08-17-302-050.000-008	1599	1B	N	\$ -	\$ -	\$ -	\$ -	\$ -	\$ -	\$ -	\$ -	\$ -
Stumpner, Lori R	53-08-18-103-003.314-008	1599	1B	N	\$ -	\$ -	\$ -	\$ -	\$ 131.12	\$ -	\$ -	\$ 131.12	\$ 131.12
AMH 2015-1 Borrower, LLC	53-08-18-103-003.315-008	1599	1B	N	\$ -	\$ -	\$ -	\$ -	\$ -	\$ 530.31	\$ -	\$ 530.31	\$ 530.31
Meyer, Meghan	53-08-18-103-003.316-008	1599	1B	N	\$ -	\$ -	\$ -	\$ -	\$ 79.37	\$ -	\$ -	\$ 79.37	\$ 79.37
Quesenberry, Terry Wayne & Aissa J	53-08-18-103-003.317-008	1599	1B	N	\$ -	\$ -	\$ -	\$ -	\$ 288.03	\$ -	\$ -	\$ 288.03	\$ 288.03
Sorensen, Clark C & Vicky A	53-08-18-103-003.318-008	1599	1B	N	\$ -	\$ -	\$ -	\$ -	\$ 169.62	\$ -	\$ -	\$ 169.62	\$ 169.62
Mullen, Robert E	53-08-18-103-003.319-008	1599	1B	N	\$ -	\$ -	\$ -	\$ -	\$ 234.21	\$ -	\$ -	\$ 234.21	\$ 234.21
Henning, Dustin Allan & Drake, Emily Guillermina	53-08-18-103-003.320-008	1599	1B	N	\$ -	\$ -	\$ -	\$ -	\$ 317.01	\$ -	\$ -	\$ 317.01	\$ 317.01
Parks, William E	53-08-18-103-003.321-008	1599	1B	N	\$ -	\$ -	\$ -	\$ -	\$ 400.66	\$ -	\$ -	\$ 400.66	\$ 400.66
Stevenson, Bradley; Webb, Sherry Lynn	53-08-18-103-003.322-008	1599	1B	N	\$ -	\$ -	\$ -	\$ -	\$ 340.20	\$ -	\$ -	\$ 340.20	\$ 340.20
Hanlon, Sean M	53-08-20-105-003.000-008		1B	N	\$ -	\$ -	\$ -	\$ -	\$ 68.19	\$ -	\$ -	\$ 68.19	\$ 68.19
Quigley, Terry A & Lisa C	53-08-20-105-001.000-008		1B	N	\$ -	\$ -	\$ -	\$ -	\$ 164.66	\$ -	\$ -	\$ 164.66	\$ 164.66
Hahn, Joanna	53-08-20-105-008.000-008		1B	N	\$ -	\$ -	\$ -	\$ -	\$ 79.37	\$ -	\$ -	\$ 79.37	\$ 79.37
Hudson, Phillip D & Vicki L	53-08-20-104-001.000-008		1B	N	\$ -	\$ -	\$ -	\$ -	\$ 63.23	\$ -	\$ -	\$ 63.23	\$ 63.23
Strelets, Victor	53-08-20-106-021.000-008	2404	1B	N	\$ -	\$ -	\$ -	\$ -	\$ 292.59	\$ -	\$ -	\$ 292.59	\$ 292.59
Whitehorse, Helen R	53-08-20-106-004.000-008		1B	N	\$ -	\$ -	\$ -	\$ -	\$ 160.51	\$ -	\$ -	\$ 160.51	\$ 160.51
Root, Kathi L	53-08-20-106-043.000-008		1B	N	\$ -	\$ -	\$ -	\$ -	\$ 178.32	\$ -	\$ -	\$ 178.32	\$ 178.32
Frey, John & Jayne	53-08-20-106-009.000-008		1B	N	\$ -	\$ -	\$ -	\$ -	\$ 377.05	\$ -	\$ -	\$ 377.05	\$ 377.05
Jacobs, William J & Betty Elkins	53-08-20-106-030.000-008		1B	N	\$ -	\$ -	\$ -	\$ -	\$ -	\$ -	\$ -	\$ -	\$ -
Kirts, Rex W & Beth Ann	53-08-20-106-002.000-008	1779	1B	N	\$ -	\$ -	\$ -	\$ -	\$ 130.29	\$ -	\$ -	\$ 130.29	\$ 130.29
Bingham, Rodney & Maritza	53-08-20-106-033.000-008		1B	N	\$ -	\$ -	\$ -	\$ -	\$ -	\$ -	\$ -	\$ -	\$ -
Tabor, Jonathan David & Kristina Ruth	53-08-20-106-006.000-008		1B	N	\$ -	\$ -	\$ -	\$ -	\$ 269.82	\$ -	\$ -	\$ 269.82	\$ 269.82
Walsh, Alan J & Patricia A	53-08-20-106-015.000-008		1B	N	\$ -	\$ -	\$ -	\$ -	\$ 119.54	\$ -	\$ -	\$ 119.54	\$ 119.54
Speicher, David M & Tracy B	53-08-20-106-029.000-008		1B	N	\$ -	\$ -	\$ -	\$ -	\$ 146.03	\$ -	\$ -	\$ 146.03	\$ 146.03
Hazen, Douglas Gi & Marcella D	53-08-20-106-046.000-008		1B	N	\$ -	\$ -	\$ -	\$ -	\$ 243.33	\$ -	\$ -	\$ 243.33	\$ 243.33

City of Bloomington

Area #1B: South-West Annexation Area - Circuit Breaker Impacts Analysis

Owner Name	Parcel #	Waiver	Annexation Area	AG	Pre-Annex 1% CB Credits	Pre-Annex 2% CB Credits	Pre-Annex 65 & Over CB Credits	Pre-Annex Total CB Credits	Post-Annex 1% CB Credits	Post-Annex 2% CB Credits	Post-Annex 65 & Over CB Credits	Post-Annex Total CB Credits	Total Post-Annex CB Credits Increase
Hicks, Charles P & Myra O	53-08-20-106-019.000-008	1680	1B	N	\$ -	\$ -	\$ -	\$ -	\$ 180.80	\$ -	\$ -	\$ 180.80	\$ 180.80
Schunk, David A & Abby	53-08-20-106-014.000-008		1B	N	\$ -	\$ -	\$ -	\$ -	\$ 161.34	\$ -	\$ -	\$ 161.34	\$ 161.34
Blackwell, Shannon R & Ryan R	53-08-17-302-048.000-008	1599	1B	N	\$ -	\$ -	\$ -	\$ -	\$ 15.19	\$ -	\$ -	\$ 15.19	\$ 15.19
Booney, Alfred S II & Utoomporn	53-08-17-302-002.000-008	1599	1B	N	\$ -	\$ -	\$ -	\$ -	\$ -	\$ -	\$ -	\$ -	\$ -
Robinson, Jason Michael	53-08-17-302-016.000-008	1599	1B	N	\$ -	\$ -	\$ -	\$ -	\$ 102.97	\$ -	\$ -	\$ 102.97	\$ 102.97
Wright, Joseph William	53-08-17-302-035.000-008	1599	1B	N	\$ -	\$ -	\$ -	\$ -	\$ -	\$ 342.51	\$ -	\$ 342.51	\$ 342.51
All, Casey Rose	53-08-17-302-053.000-008	1599	1B	N	\$ -	\$ -	\$ -	\$ -	\$ -	\$ -	\$ -	\$ -	\$ -
Francke, Julia R	53-08-17-302-042.000-008	1599	1B	N	\$ -	\$ -	\$ -	\$ -	\$ -	\$ -	\$ -	\$ -	\$ -
Smith, Matthew Jared & Allison Elaine	53-08-17-402-006.000-008		1B	N	\$ -	\$ -	\$ -	\$ -	\$ -	\$ -	\$ -	\$ -	\$ -
Raper, Bret & Angela F Parker	53-08-20-106-018.000-008		1B	N	\$ -	\$ -	\$ -	\$ -	\$ 185.77	\$ -	\$ -	\$ 185.77	\$ 185.77
Brown, Brian K & Leah B	53-08-20-106-025.000-008		1B	N	\$ -	\$ -	\$ -	\$ -	\$ 198.40	\$ -	\$ -	\$ 198.40	\$ 198.40
Mutchler, David C & Sandra J	53-08-20-106-020.000-008		1B	N	\$ -	\$ -	\$ -	\$ -	\$ -	\$ 395.83	\$ -	\$ 395.83	\$ 395.83
Newlin, John S & Martha J	53-08-17-407-006.000-008	1094	1B	N	\$ -	\$ -	\$ -	\$ -	\$ -	\$ -	\$ -	\$ -	\$ -
Green, Lawrence A & Dillon, Mary L	53-08-17-400-006.000-008		1B	N	\$ -	\$ -	\$ -	\$ -	\$ 191.48	\$ -	\$ -	\$ 191.48	\$ 191.48
Webb, Leslie Dale & Elsie Marie Revocable Trusts	53-08-17-102-001.000-008		1B	N	\$ -	\$ -	\$ -	\$ -	\$ 69.85	\$ -	\$ -	\$ 69.85	\$ 69.85
Dunatchik, David D & Jane W Rev Trust	53-08-17-400-009.000-008	2377	1B	N	\$ -	\$ -	\$ -	\$ -	\$ 251.61	\$ -	\$ -	\$ 251.61	\$ 251.61
Hellmich, Paul J	53-08-17-400-012.000-008		1B	N	\$ -	\$ -	\$ -	\$ -	\$ 598.16	\$ -	\$ -	\$ 598.16	\$ 598.16
Stone, William Lewis & Emily J	53-08-17-407-023.000-008		1B	N	\$ -	\$ -	\$ -	\$ -	\$ -	\$ -	\$ -	\$ -	\$ -
Wesemann, Beverly A & Stogsdill, Tara D & Wesemann, Tad L & Wesemann, Tod S	53-08-17-100-009.000-008		1B	N	\$ -	\$ -	\$ -	\$ -	\$ -	\$ 199.01	\$ -	\$ 199.01	\$ 199.01
Yeskie, Douglas R	53-08-17-407-012.000-008		1B	N	\$ -	\$ -	\$ -	\$ -	\$ -	\$ -	\$ -	\$ -	\$ -
Roberson, Joshua L	53-08-17-100-003.000-008		1B	N	\$ -	\$ -	\$ -	\$ -	\$ -	\$ -	\$ -	\$ -	\$ -
Miller, Gregory Rex & Connie K Shaker	53-08-17-402-008.000-008		1B	N	\$ -	\$ -	\$ -	\$ -	\$ -	\$ -	\$ -	\$ -	\$ -
Rogers & Country Club Inc	53-08-17-100-038.000-008		1B	N	\$ -	\$ -	\$ -	\$ -	\$ -	\$ -	\$ -	\$ -	\$ -
Mitchell, Monica L	53-08-17-110-003.000-008		1B	N	\$ -	\$ -	\$ -	\$ -	\$ -	\$ 188.22	\$ -	\$ 188.22	\$ 188.22
Dennis, Melody L & Sam A	53-08-17-102-034.000-008		1B	N	\$ -	\$ -	\$ -	\$ -	\$ -	\$ -	\$ -	\$ -	\$ -
Sturgis, Lucille Fern	53-08-17-110-002.000-008		1B	N	\$ -	\$ -	\$ -	\$ -	\$ -	\$ -	\$ -	\$ -	\$ -
Prince, Kelly J	53-08-17-407-022.000-008	1370	1B	N	\$ -	\$ -	\$ -	\$ -	\$ -	\$ -	\$ -	\$ -	\$ -
Morrow, William T	53-08-17-100-007.000-008		1B	N	\$ -	\$ -	\$ -	\$ -	\$ 36.92	\$ -	\$ -	\$ 36.92	\$ 36.92
Andronikos, Alexis & Ellyn Nicole Barham-Pruitt	53-08-17-102-028.000-008	1183	1B	N	\$ -	\$ -	\$ -	\$ -	\$ -	\$ -	\$ -	\$ -	\$ -
Willis, Cristina L	53-08-17-103-005.000-008		1B	N	\$ -	\$ -	\$ -	\$ -	\$ -	\$ -	\$ -	\$ -	\$ -
Hawley, Brad & Hawley, James	53-08-17-100-034.000-008		1B	N	\$ -	\$ -	\$ -	\$ -	\$ -	\$ -	\$ -	\$ -	\$ -
Burris, Barbara D Trust	53-08-17-101-004.000-008		1B	N	\$ -	\$ -	\$ -	\$ -	\$ -	\$ 407.00	\$ -	\$ 407.00	\$ 407.00
Talbert, Phyllis L Living Trust & Talbert, Max E Living Trust	53-01-42-152-000.000-008		1B	N	\$ -	\$ -	\$ -	\$ -	\$ -	\$ 394.78	\$ -	\$ 394.78	\$ 394.78
Hammond, James D & Carol J	53-01-42-153-000.000-008		1B	N	\$ -	\$ -	\$ -	\$ -	\$ 486.36	\$ -	\$ -	\$ 486.36	\$ 486.36
Bifulco, Derek	53-08-18-103-003.324-008	1599	1B	N	\$ -	\$ -	\$ -	\$ -	\$ 491.32	\$ -	\$ -	\$ 491.32	\$ 491.32
Wisley, Timothy D & Laura A	53-08-18-103-003.325-008	1599	1B	N	\$ -	\$ -	\$ -	\$ -	\$ 454.48	\$ -	\$ -	\$ 454.48	\$ 454.48
Khanna, Rekha & Harjit Chaudhary	53-08-18-103-003.326-008	1599	1B	N	\$ -	\$ -	\$ -	\$ -	\$ 514.10	\$ -	\$ -	\$ 514.10	\$ 514.10
Robertson, Clint & Brenda	53-08-18-103-003.327-008	1599	1B	N	\$ -	\$ -	\$ -	\$ -	\$ 170.46	\$ -	\$ -	\$ 170.46	\$ 170.46
Haley, Carmalita M	53-08-18-103-003.328-008	1599	1B	N	\$ -	\$ -	\$ -	\$ -	\$ 261.13	\$ -	\$ -	\$ 261.13	\$ 261.13
Stewart, William & Iris	53-08-18-103-003.329-008	1599	1B	N	\$ -	\$ -	\$ -	\$ -	\$ 269.82	\$ -	\$ -	\$ 269.82	\$ 269.82
Jeffers, Matthew D & Annette	53-08-18-103-003.330-008	1599	1B	N	\$ -	\$ -	\$ -	\$ -	\$ -	\$ -	\$ -	\$ -	\$ -

City of Bloomington

Area #1B: South-West Annexation Area - Circuit Breaker Impacts Analysis

Owner Name	Parcel #	Waiver	Annexation Area	AG	Pre-Annex 1% CB Credits	Pre-Annex 2% CB Credits	Pre-Annex 65 & Over CB Credits	Pre-Annex Total CB Credits	Post-Annex 1% CB Credits	Post-Annex 2% CB Credits	Post-Annex 65 & Over CB Credits	Post-Annex Total CB Credits	Total Post-Annex CB Credits Increase
Shah, Ashish & Deepa	53-08-18-103-003.331-008	1599	1B	N	\$ -	\$ -	\$ -	\$ -	\$ 416.80	\$ -	\$ -	\$ 416.80	\$ 416.80
Hallstein, Roy M & Kathleen A Revocable Trust	53-08-18-103-003.332-008	1599	1B	N	\$ -	\$ -	\$ -	\$ -	\$ -	\$ 537.05	\$ -	\$ 537.05	\$ 537.05
Eggleston, Samuel F	53-08-17-301-093.333-008	1599	1B	N	\$ -	\$ -	\$ -	\$ -	\$ 397.34	\$ -	\$ -	\$ 397.34	\$ 397.34
Khanna, Rajesh K & Ruchika	53-08-17-301-093.334-008	1599	1B	N	\$ -	\$ -	\$ -	\$ -	\$ 295.49	\$ -	\$ -	\$ 295.49	\$ 295.49
Jackson, Kerri	53-08-17-301-093.335-008	1599	1B	N	\$ -	\$ -	\$ -	\$ -	\$ 129.89	\$ -	\$ -	\$ 129.89	\$ 129.89
Sagerman, Denton G & Clancy, Kelly A	53-08-17-301-093.336-008	1599	1B	N	\$ -	\$ -	\$ -	\$ -	\$ 130.70	\$ -	\$ -	\$ 130.70	\$ 130.70
McMurray, Thomas J & Courtney N	53-08-17-301-093.337-008	1599	1B	N	\$ -	\$ -	\$ -	\$ -	\$ 406.86	\$ -	\$ -	\$ 406.86	\$ 406.86
Pedzinski, Jacob R; Line, Sarah M	53-08-17-301-093.338-008	1599	1B	N	\$ -	\$ -	\$ -	\$ -	\$ 23.88	\$ -	\$ -	\$ 23.88	\$ 23.88
Waite, Craig A & Sarah A	53-08-17-301-093.339-008	1599	1B	N	\$ -	\$ -	\$ -	\$ -	\$ 179.57	\$ -	\$ -	\$ 179.57	\$ 179.57
Kieffaber, Gary L	53-08-20-400-075.000-008		1B	N	\$ -	\$ -	\$ -	\$ -	\$ -	\$ 185.06	\$ -	\$ 185.06	\$ 185.06
Kieffaber, Gary L	53-08-20-400-081.000-008		1B	N	\$ -	\$ -	\$ -	\$ -	\$ -	\$ -	\$ -	\$ -	\$ -
Kieffaber, Gary L	53-08-20-400-055.000-008		1B	N	\$ -	\$ -	\$ -	\$ -	\$ -	\$ -	\$ -	\$ -	\$ -
Kieffaber, Gary L	53-08-20-400-079.000-008		1B	N	\$ -	\$ -	\$ -	\$ -	\$ -	\$ -	\$ -	\$ -	\$ -
Buckley, Wendy	53-08-17-302-043.000-008	1599	1B	N	\$ -	\$ -	\$ -	\$ -	\$ -	\$ -	\$ -	\$ -	\$ -
Roach, Marcia A	53-08-17-302-017.000-008	1599	1B	N	\$ -	\$ -	\$ -	\$ -	\$ 30.50	\$ -	\$ -	\$ 30.50	\$ 30.50
Nawabi, Fawzia	53-08-17-302-011.000-008	1599	1B	N	\$ -	\$ -	\$ -	\$ -	\$ 100.68	\$ -	\$ -	\$ 100.68	\$ 100.68
Brinton, Donna	53-08-17-302-007.000-008	1599	1B	N	\$ -	\$ -	\$ -	\$ -	\$ -	\$ -	\$ -	\$ -	\$ -
Johnson, Robert S & Lila D	53-08-17-302-060.000-008	1599	1B	N	\$ -	\$ -	\$ -	\$ -	\$ -	\$ -	\$ -	\$ -	\$ -
Draughn, Corey N & Rachel I C	53-08-17-302-012.000-008	1599	1B	N	\$ -	\$ -	\$ -	\$ -	\$ 56.59	\$ -	\$ -	\$ 56.59	\$ 56.59
Appleget, Michael L & Janet L	53-08-17-302-037.000-008	1599	1B	N	\$ -	\$ -	\$ -	\$ -	\$ -	\$ -	\$ -	\$ -	\$ -
Nguyen, Khanh & Hong	53-08-17-302-026.000-008	1599	1B	N	\$ -	\$ -	\$ -	\$ -	\$ 57.42	\$ -	\$ -	\$ 57.42	\$ 57.42
Pieroni, Blake John	53-08-17-302-040.000-008	1599	1B	N	\$ -	\$ -	\$ -	\$ -	\$ 135.68	\$ -	\$ -	\$ 135.68	\$ 135.68
Morrison, Travis S	53-08-17-302-055.000-008	1599	1B	N	\$ -	\$ -	\$ -	\$ -	\$ 23.07	\$ -	\$ -	\$ 23.07	\$ 23.07
Jacobsen, Chayton Walker; Jacobsen, Keith Andre & Lorie Allison	53-08-17-302-052.000-008	1599	1B	N	\$ -	\$ -	\$ -	\$ -	\$ -	\$ -	\$ -	\$ -	\$ -
Ryan, Courtney A; Davis, Zachary R	53-08-17-302-029.000-008	1599	1B	N	\$ -	\$ -	\$ -	\$ -	\$ 158.45	\$ -	\$ -	\$ 158.45	\$ 158.45
White, Thomas D	53-08-17-302-030.000-008	1599	1B	N	\$ -	\$ -	\$ -	\$ -	\$ -	\$ -	\$ -	\$ -	\$ -
Parkinson, Wayne & Carol F	53-08-17-302-051.000-008	1599	1B	N	\$ -	\$ -	\$ -	\$ -	\$ -	\$ -	\$ -	\$ -	\$ -
Bosley, Brian C	53-08-17-302-008.000-008	1599	1B	N	\$ -	\$ -	\$ -	\$ -	\$ -	\$ -	\$ -	\$ -	\$ -
Lortz, Lindsey A	53-08-17-302-024.000-008	1599	1B	N	\$ -	\$ -	\$ -	\$ -	\$ -	\$ -	\$ -	\$ -	\$ -
Duzan, Jane	53-08-17-302-023.000-008	1599	1B	N	\$ -	\$ -	\$ -	\$ -	\$ -	\$ -	\$ -	\$ -	\$ -
Rigali, Sharleene Adrianna	53-08-17-302-038.000-008	1599	1B	N	\$ -	\$ -	\$ -	\$ -	\$ 13.95	\$ -	\$ -	\$ 13.95	\$ 13.95
True Ventures LLC	53-08-17-302-039.000-008	1599	1B	N	\$ -	\$ -	\$ -	\$ -	\$ -	\$ 461.38	\$ -	\$ 461.38	\$ 461.38
Leopold, Mary A	53-08-17-301-093.340-008	1599	1B	N	\$ -	\$ -	\$ -	\$ -	\$ 31.33	\$ -	\$ -	\$ 31.33	\$ 31.33
Dejongh, Antony Mikel	53-08-17-301-093.341-008	1599	1B	N	\$ -	\$ -	\$ -	\$ -	\$ 341.86	\$ -	\$ -	\$ 341.86	\$ 341.86
Gibson, Samuel M & Sara M	53-08-17-301-093.342-008	1599	1B	N	\$ -	\$ -	\$ -	\$ -	\$ 219.31	\$ -	\$ -	\$ 219.31	\$ 219.31
Patel, Pratik & Hiteksha	53-08-17-301-093.343-008	1599	1B	N	\$ -	\$ -	\$ -	\$ -	\$ 174.81	\$ -	\$ -	\$ 174.81	\$ 174.81
Langley, Glen J & Denise A	53-08-17-407-033.000-008	1217	1B	N	\$ -	\$ -	\$ -	\$ -	\$ -	\$ 268.95	\$ -	\$ 268.95	\$ 268.95
Berta, Nicholas Alan & Schroeder, Sylvia	53-08-17-407-042.000-008	1277	1B	N	\$ -	\$ -	\$ -	\$ -	\$ 9.80	\$ -	\$ -	\$ 9.80	\$ 9.80
Hoeksema Properties LLC	53-08-17-100-018.000-008	1014	1B	N	\$ -	\$ -	\$ 79.00	\$ 79.00	\$ -	\$ -	\$ 267.03	\$ 267.03	\$ 188.03
Sympson, Kyle	53-08-17-302-061.000-008	1599	1B	N	\$ -	\$ -	\$ -	\$ -	\$ 50.80	\$ -	\$ -	\$ 50.80	\$ 50.80
Kaul, Shivi & Alok	53-08-17-302-013.000-008	1599	1B	N	\$ -	\$ -	\$ -	\$ -	\$ 49.97	\$ -	\$ -	\$ 49.97	\$ 49.97
Branam, Debra J	53-08-17-302-054.000-008	1599	1B	N	\$ -	\$ -	\$ -	\$ -	\$ 86.82	\$ -	\$ -	\$ 86.82	\$ 86.82
Myers, Caroline R Hillen; Boruff, Lori Anne Hillen; Hillen, Alison J	53-08-17-407-040.000-008		1B	N	\$ -	\$ -	\$ -	\$ -	\$ -	\$ 233.33	\$ -	\$ 233.33	\$ 233.33

City of Bloomington

Area #1B: South-West Annexation Area - Circuit Breaker Impacts Analysis

Owner Name	Parcel #	Waiver	Annexation Area	AG	Pre-Annex 1% CB Credits	Pre-Annex 2% CB Credits	Pre-Annex 65 & Over CB Credits	Pre-Annex Total CB Credits	Post-Annex 1% CB Credits	Post-Annex 2% CB Credits	Post-Annex 65 & Over CB Credits	Post-Annex Total CB Credits	Total Post-Annex CB Credits Increase
Haley, Patricia J Revocable Trust	53-08-17-100-010.000-008	1758	1B	N	\$ -	\$ -	\$ -	\$ -	\$ -	\$ 326.28	\$ -	\$ 326.28	\$ 326.28
Haley, Patricia J Revocable Trust	53-01-41-358-000.000-008		1B	N	\$ -	\$ -	\$ -	\$ -	\$ -	\$ -	\$ -	\$ -	\$ -
Haley, Patricia J Revocable Trust	53-08-16-200-027.000-008		1B	N	\$ -	\$ -	\$ -	\$ -	\$ -	\$ -	\$ -	\$ -	\$ -
Haley, Patricia J Revocable Trust w/l/e	53-01-41-360-000.000-008		1B	N	\$ -	\$ -	\$ -	\$ -	\$ -	\$ 448.53	\$ -	\$ 448.53	\$ 448.53
Haley, Patricia J Revocable Trust w/l/e	53-08-16-200-053.000-008		1B	N	\$ -	\$ -	\$ -	\$ -	\$ -	\$ -	\$ -	\$ -	\$ -
Haley, Patricia J Revocable Trust w/l/e	53-01-41-362-000.000-008		1B	N	\$ -	\$ -	\$ -	\$ -	\$ -	\$ -	\$ -	\$ -	\$ -
Haley, Patricia J Revocable Trust w/l/e	53-08-16-200-021.000-008		1B	N	\$ -	\$ -	\$ -	\$ -	\$ -	\$ -	\$ -	\$ -	\$ -
Haley, Patricia J Revocable Trust	53-01-41-363-000.000-008		1B	N	\$ -	\$ -	\$ -	\$ -	\$ -	\$ -	\$ -	\$ -	\$ -
Paquette, Tina M	53-08-19-200-047.000-008		1B	N	\$ -	\$ -	\$ -	\$ -	\$ -	\$ -	\$ -	\$ -	\$ -
City of Bloomington, Indiana, Board of Park Commissioners	53-08-17-400-029.000-008		1B	N	\$ -	\$ -	\$ -	\$ -	\$ -	\$ -	\$ -	\$ -	\$ -
Drake, Steven M	53-08-17-102-039.000-008		1B	N	\$ -	\$ -	\$ -	\$ -	\$ -	\$ -	\$ -	\$ -	\$ -
Denson, Gary L. & Terri L.	53-08-17-110-009.000-008	1930	1B	N	\$ -	\$ -	\$ -	\$ -	\$ -	\$ -	\$ -	\$ -	\$ -
Tuck & Roll Properties LLC	53-01-43-311-000.000-008		1B	N	\$ -	\$ -	\$ -	\$ -	\$ -	\$ 447.89	\$ -	\$ 447.89	\$ 447.89
Public Service Company Of Indiana, Inc.	53-08-20-100-010.000-008		1B	N	\$ -	\$ -	\$ -	\$ -	\$ -	\$ -	\$ -	\$ -	\$ -
Miller, Joshua	53-08-17-204-006.000-008		1B	N	\$ -	\$ -	\$ -	\$ -	\$ -	\$ -	\$ -	\$ -	\$ -
Carrasco, Raul & Rita	53-08-17-102-075.000-008	1258	1B	N	\$ -	\$ -	\$ -	\$ -	\$ -	\$ -	\$ -	\$ -	\$ -
Wilhite, Kevin & Manli Deng	53-08-17-402-005.000-008	1213	1B	N	\$ -	\$ -	\$ -	\$ -	\$ -	\$ -	\$ -	\$ -	\$ -
Groth, Joseph W & Caitlin M	53-08-17-102-002.000-008		1B	N	\$ -	\$ -	\$ -	\$ -	\$ -	\$ -	\$ -	\$ -	\$ -
Ferguson, Ricky L.	53-08-17-102-033.000-008		1B	N	\$ -	\$ -	\$ 319.00	\$ 319.00	\$ -	\$ -	\$ 635.21	\$ 635.21	\$ 316.21
Cassady, Randy	53-08-20-400-070.000-008	2284	1B	N	\$ -	\$ -	\$ -	\$ -	\$ 484.61	\$ -	\$ -	\$ 484.61	\$ 484.61
Bloomington Board Of Park	53-08-20-400-096.000-008		1B	N	\$ -	\$ -	\$ -	\$ -	\$ -	\$ -	\$ -	\$ -	\$ -
Vollmar, Nathan	53-08-17-103-010.000-008		1B	N	\$ -	\$ -	\$ -	\$ -	\$ -	\$ -	\$ -	\$ -	\$ -
Mann, Ashley N	53-08-17-407-008.000-008	1321	1B	N	\$ -	\$ -	\$ -	\$ -	\$ -	\$ -	\$ -	\$ -	\$ -
Campbell, Kevin A & Liza M	53-08-17-301-093.344-008	1599	1B	N	\$ -	\$ -	\$ -	\$ -	\$ 218.90	\$ -	\$ -	\$ 218.90	\$ 218.90
Shah, Akash	53-08-17-301-093.345-008	1599	1B	N	\$ -	\$ -	\$ -	\$ -	\$ 338.14	\$ -	\$ -	\$ 338.14	\$ 338.14
Sotomayor,Santiago F & Ashley R	53-08-17-301-093.346-008	1599	1B	N	\$ -	\$ -	\$ -	\$ -	\$ 252.02	\$ -	\$ -	\$ 252.02	\$ 252.02
Wyatt, John W III; Wyatt, Charlene J; Wyatt, Jayse B	53-08-17-301-093.347-008	1599	1B	N	\$ -	\$ -	\$ -	\$ -	\$ 126.20	\$ -	\$ -	\$ 126.20	\$ 126.20
Ryan, Michael A & Erin K	53-08-17-301-093.348-008	1599	1B	N	\$ -	\$ -	\$ -	\$ -	\$ 193.65	\$ -	\$ -	\$ 193.65	\$ 193.65
Ivey, Brooke B & James V	53-08-17-301-093.349-008	1599	1B	N	\$ -	\$ -	\$ -	\$ -	\$ -	\$ 491.77	\$ -	\$ 491.77	\$ 491.77
Brown, Deanne L	53-08-17-301-093.350-008	1599	1B	N	\$ -	\$ -	\$ -	\$ -	\$ 240.01	\$ -	\$ -	\$ 240.01	\$ 240.01
Alexander, Cody & Nika	53-08-17-301-093.351-008	1599	1B	N	\$ -	\$ -	\$ -	\$ -	\$ 302.53	\$ -	\$ -	\$ 302.53	\$ 302.53
Mathis, Jason M & Heather M	53-08-17-301-093.352-008	1599	1B	N	\$ -	\$ -	\$ -	\$ -	\$ 435.01	\$ -	\$ -	\$ 435.01	\$ 435.01
Rhodes, Jesse M & Anne L	53-08-17-301-093.353-008	1599	1B	N	\$ -	\$ -	\$ -	\$ -	\$ 423.02	\$ -	\$ -	\$ 423.02	\$ 423.02
Johnson, Wyatt & Hattie L	53-08-17-301-093.354-008	1599	1B	N	\$ -	\$ -	\$ -	\$ -	\$ 332.47	\$ -	\$ -	\$ 332.47	\$ 332.47
Lewis, Nicholas W	53-08-17-301-093.355-008	1599	1B	N	\$ -	\$ -	\$ -	\$ -	\$ 44.17	\$ -	\$ -	\$ 44.17	\$ 44.17
Johnson, Derek A & Emilie S	53-08-17-301-093.356-008	1599	1B	N	\$ -	\$ -	\$ -	\$ -	\$ 77.29	\$ -	\$ -	\$ 77.29	\$ 77.29
Williams, Brian M. & Molly Ann	53-08-17-301-093.357-008	1599	1B	N	\$ -	\$ -	\$ -	\$ -	\$ 261.13	\$ -	\$ -	\$ 261.13	\$ 261.13
Meyer, Joseph A & Dori A	53-08-18-103-003.358-008	1599	1B	N	\$ -	\$ -	\$ -	\$ -	\$ 104.21	\$ -	\$ -	\$ 104.21	\$ 104.21
Cullison, Joshua E & Kate Bodack	53-08-18-103-003.359-008	1599	1B	N	\$ -	\$ -	\$ -	\$ -	\$ 355.94	\$ -	\$ -	\$ 355.94	\$ 355.94
Truong, Hoai Thi	53-08-18-103-003.360-008	1599	1B	N	\$ -	\$ -	\$ -	\$ -	\$ 145.20	\$ -	\$ -	\$ 145.20	\$ 145.20
Patterson, Lawrence D & Nancy N Revocable Trust	53-08-18-103-003.361-008	1599	1B	N	\$ -	\$ -	\$ -	\$ -	\$ 307.92	\$ -	\$ -	\$ 307.92	\$ 307.92
Brashear, Stefanie E & Chad O Heacox	53-08-18-103-003.362-008	1599	1B	N	\$ -	\$ -	\$ -	\$ -	\$ 61.15	\$ -	\$ -	\$ 61.15	\$ 61.15

City of Bloomington

Area #1B: South-West Annexation Area - Circuit Breaker Impacts Analysis

Owner Name	Parcel #	Waiver	Annexation Area	AG	Pre-Annex 1% CB Credits	Pre-Annex 2% CB Credits	Pre-Annex 65 & Over CB Credits	Pre-Annex Total CB Credits	Post-Annex 1% CB Credits	Post-Annex 2% CB Credits	Post-Annex 65 & Over CB Credits	Post-Annex Total CB Credits	Total Post-Annex CB Credits Increase
Mercado-Alicea, Victor L & Feliciano-Reyes, Adoracion	53-08-18-103-003.363-008	1599	1B	N	\$ -	\$ -	\$ -	\$ -	\$ 109.59	\$ -	\$ -	\$ 109.59	\$ 109.59
Holguin, Elaina C	53-08-17-302-025.000-008	1599	1B	N	\$ -	\$ -	\$ -	\$ -	\$ 26.78	\$ -	\$ -	\$ 26.78	\$ 26.78
Damico, Susan; Adams, Grant	53-08-17-302-044.000-008	1599	1B	N	\$ -	\$ -	\$ -	\$ -	\$ 99.65	\$ -	\$ -	\$ 99.65	\$ 99.65
Wolf, Adam Scott & Mary Frieda White	53-08-17-302-028.000-008	1599	1B	N	\$ -	\$ -	\$ -	\$ -	\$ 6.08	\$ -	\$ -	\$ 6.08	\$ 6.08
Frank, Colin S	53-08-17-302-019.000-008	1599	1B	N	\$ -	\$ -	\$ -	\$ -	\$ 80.20	\$ -	\$ -	\$ 80.20	\$ 80.20
McCormick, August Ry	53-08-17-302-021.000-008	1599	1B	N	\$ -	\$ -	\$ -	\$ -	\$ -	\$ 431.24	\$ -	\$ 431.24	\$ 431.24
Jones, Gregory & Jones, Billie E	53-08-17-303-011.000-008	1599	1B	N	\$ -	\$ -	\$ -	\$ -	\$ -	\$ -	\$ -	\$ -	\$ -
Henline, Kenneth Vernon & Phillips, Shannon Nicole	53-08-17-303-003.000-008	1599	1B	N	\$ -	\$ -	\$ -	\$ -	\$ -	\$ -	\$ -	\$ -	\$ -
Hladky, Michael P	53-08-17-303-004.000-008	1599	1B	N	\$ -	\$ -	\$ -	\$ -	\$ -	\$ -	\$ -	\$ -	\$ -
Daley, James S	53-08-17-303-008.000-008	1599	1B	N	\$ -	\$ -	\$ -	\$ -	\$ 52.46	\$ -	\$ -	\$ 52.46	\$ 52.46
Azizi, Farzad; Jallal, Sara J; Mehrpoor, Manizha & Qasim	53-08-17-303-013.000-008	1599	1B	N	\$ -	\$ -	\$ -	\$ -	\$ 118.71	\$ -	\$ -	\$ 118.71	\$ 118.71
Lawson, Heather E	53-08-17-303-017.000-008	1599	1B	N	\$ -	\$ -	\$ -	\$ -	\$ 71.09	\$ -	\$ -	\$ 71.09	\$ 71.09
Pacheco Family Trust	53-08-17-303-022.000-008	1599	1B	N	\$ -	\$ -	\$ -	\$ -	\$ -	\$ -	\$ -	\$ -	\$ -
She, Wenlin	53-08-17-303-021.000-008	1599	1B	N	\$ -	\$ -	\$ -	\$ -	\$ -	\$ -	\$ -	\$ -	\$ -
Crohn, Trent A	53-08-17-303-012.000-008	1599	1B	N	\$ -	\$ -	\$ -	\$ -	\$ 11.89	\$ -	\$ -	\$ 11.89	\$ 11.89
Barnes, Jeremy P & Roxie L	53-08-17-302-020.000-008	1599	1B	N	\$ -	\$ -	\$ -	\$ -	\$ -	\$ -	\$ -	\$ -	\$ -
Mannix, Alice N	53-08-17-302-032.000-008	1599	1B	N	\$ -	\$ -	\$ -	\$ -	\$ -	\$ 326.91	\$ -	\$ 326.91	\$ 326.91
Cadwell, William Tyler	53-08-17-302-031.000-008	1599	1B	N	\$ -	\$ -	\$ -	\$ -	\$ -	\$ -	\$ -	\$ -	\$ -
Steury, Lores Tyler & Lauren	53-08-17-302-045.000-008	1599	1B	N	\$ -	\$ -	\$ -	\$ -	\$ -	\$ -	\$ -	\$ -	\$ -
Kreigh, Joshua	53-08-17-302-022.000-008	1599	1B	N	\$ -	\$ -	\$ -	\$ -	\$ -	\$ -	\$ -	\$ -	\$ -
Kress, Don E & Brittany J	53-08-17-302-009.000-008	1599	1B	N	\$ -	\$ -	\$ -	\$ -	\$ 2.35	\$ -	\$ -	\$ 2.35	\$ 2.35
Feller, Kory M & Kaayn C	53-08-17-302-027.000-008	1599	1B	N	\$ -	\$ -	\$ -	\$ -	\$ 151.41	\$ -	\$ -	\$ 151.41	\$ 151.41
Patterson, Alexander & Tasha Renee Hoover	53-08-17-302-018.000-008	1599	1B	N	\$ -	\$ -	\$ -	\$ -	\$ 103.80	\$ -	\$ -	\$ 103.80	\$ 103.80
Root, John E & Jennifer L May	53-08-18-103-003.364-008	1599	1B	N	\$ -	\$ -	\$ -	\$ -	\$ 405.62	\$ -	\$ -	\$ 405.62	\$ 405.62
Wesemann, Beverly A & Stogsdill, Tara D & Wesemann, Tad L & Wesemann, Tod S	53-08-17-100-011.000-008		1B	N	\$ -	\$ -	\$ -	\$ -	\$ 119.94	\$ -	\$ -	\$ 119.94	\$ 119.94
Wesemann, Tad L	53-08-17-100-008.000-008	1545	1B	N	\$ -	\$ -	\$ -	\$ -	\$ -	\$ 266.21	\$ -	\$ 266.21	\$ 266.21
Hallal, Patricia A.	53-08-17-110-008.000-008		1B	N	\$ -	\$ -	\$ -	\$ -	\$ -	\$ 212.25	\$ -	\$ 212.25	\$ 212.25
Howard, Stewart J	53-08-17-103-008.000-008		1B	N	\$ -	\$ -	\$ -	\$ -	\$ 80.20	\$ -	\$ -	\$ 80.20	\$ 80.20
Pelican Property Services LLC	53-08-17-402-004.000-008	1214	1B	N	\$ -	\$ -	\$ -	\$ -	\$ -	\$ 281.38	\$ -	\$ 281.38	\$ 281.38
Hardin, Stephen E; Hardin, Rickey L; Hardin, Timothy J; & Briles, Melvina S & W/L	53-08-17-200-002.000-008		1B	N	\$ -	\$ -	\$ -	\$ -	\$ -	\$ -	\$ -	\$ -	\$ -
Clay, Danny Mack	53-08-17-400-025.000-008		1B	N	\$ -	\$ -	\$ -	\$ -	\$ -	\$ -	\$ -	\$ -	\$ -
Robinson, Christine L; Al-Hamad, Catherine; Swinehart, Charles Andrew; Zhang, Xur	53-08-17-407-010.000-008	1210	1B	N	\$ -	\$ -	\$ -	\$ -	\$ -	\$ 164.40	\$ -	\$ 164.40	\$ 164.40
Sharp, Thomas W & Kathleen Y	53-01-43-638-000.000-008		1B	N	\$ -	\$ -	\$ -	\$ -	\$ -	\$ 673.00	\$ -	\$ 673.00	\$ 673.00
Gilday, Erica M	53-08-17-103-001.000-008		1B	N	\$ -	\$ -	\$ -	\$ -	\$ 4.43	\$ -	\$ -	\$ 4.43	\$ 4.43
McClintock, C Donald; Todd, Sherry; LaBarr, Debra J	53-01-42-336-000.000-008		1B	N	\$ -	\$ -	\$ 173.00	\$ 173.00	\$ -	\$ -	\$ 708.76	\$ 708.76	\$ 535.76
Taylor, John Gillman	53-08-17-102-079.000-008		1B	N	\$ -	\$ -	\$ -	\$ -	\$ -	\$ -	\$ -	\$ -	\$ -
McCoy-Lawrence, Sherrilyn M	53-08-17-407-046.000-008		1B	N	\$ -	\$ -	\$ -	\$ -	\$ -	\$ -	\$ -	\$ -	\$ -
Webb, Leslie Dale & Elsie Marie Revocable Trusts	53-08-17-102-066.000-008	1109	1B	N	\$ -	\$ -	\$ -	\$ -	\$ -	\$ 235.22	\$ -	\$ 235.22	\$ 235.22

City of Bloomington

Area #1B: South-West Annexation Area - Circuit Breaker Impacts Analysis

Owner Name	Parcel #	Waiver	Annexation Area	AG	Pre-Annex 1% CB Credits	Pre-Annex 2% CB Credits	Pre-Annex 65 & Over CB Credits	Pre-Annex Total CB Credits	Post-Annex 1% CB Credits	Post-Annex 2% CB Credits	Post-Annex 65 & Over CB Credits	Post-Annex Total CB Credits	Total Post-Annex CB Credits Increase
Peneff, Alexis Rae	53-08-17-102-006.000-008		1B	N	\$ -	\$ -	\$ -	\$ -	\$ -	\$ -	\$ -	\$ -	\$ -
Carter, Stephen M & Rebecca A	53-08-17-204-007.000-008		1B	N	\$ -	\$ -	\$ -	\$ -	\$ -	\$ -	\$ -	\$ -	\$ -
Dugan, Tyler G & Kristen A	53-08-17-301-093.365-008	1599	1B	N	\$ -	\$ -	\$ -	\$ -	\$ -	\$ -	\$ -	\$ -	\$ -
Spoolstra, Evan & Christine	53-08-17-301-093.366-008	1599	1B	N	\$ -	\$ -	\$ -	\$ -	\$ 401.90	\$ -	\$ -	\$ 401.90	\$ 401.90
Lynam, Daniel A & Megan A	53-08-17-301-093.367-008	1599	1B	N	\$ -	\$ -	\$ -	\$ -	\$ 284.30	\$ -	\$ -	\$ 284.30	\$ 284.30
Dutcher, Daniel J; Williams, Aubrey A; Williams, Kenneth R	53-08-17-301-093.368-008	1599	1B	N	\$ -	\$ -	\$ -	\$ -	\$ -	\$ -	\$ -	\$ -	\$ -
Dean, Norman S	53-08-17-301-093.369-008	1599	1B	N	\$ -	\$ -	\$ -	\$ -	\$ 107.10	\$ -	\$ -	\$ 107.10	\$ 107.10
Moreno, Ricardo J & Soto, Jessica	53-08-17-301-093.370-008	1599	1B	N	\$ -	\$ -	\$ -	\$ -	\$ 338.97	\$ -	\$ -	\$ 338.97	\$ 338.97
Lindsey, Anthony R	53-08-17-301-093.371-008	1599	1B	N	\$ -	\$ -	\$ -	\$ -	\$ 445.79	\$ -	\$ -	\$ 445.79	\$ 445.79
Michael, Scott A & Rhonda L	53-08-17-301-093.372-008	1599	1B	N	\$ -	\$ -	\$ -	\$ -	\$ 236.71	\$ -	\$ -	\$ 236.71	\$ 236.71
Miller, Ryan E	53-08-17-301-093.373-008	1599	1B	N	\$ -	\$ -	\$ -	\$ -	\$ 304.64	\$ -	\$ -	\$ 304.64	\$ 304.64
Wolf, George W & Kathleen A	53-08-17-301-093.374-008	1599	1B	N	\$ -	\$ -	\$ -	\$ -	\$ 505.41	\$ -	\$ -	\$ 505.41	\$ 505.41
Allen, Craig W & Susan	53-08-17-301-093.375-008	1599	1B	N	\$ -	\$ -	\$ -	\$ -	\$ 101.31	\$ -	\$ -	\$ 101.31	\$ 101.31
Beymer, Lisa M & Jason A	53-08-17-301-093.376-008	1599	1B	N	\$ -	\$ -	\$ -	\$ -	\$ 335.24	\$ -	\$ -	\$ 335.24	\$ 335.24
Beitvashahi, Ameer & Isabella R	53-08-17-301-093.323-008	1599	1B	N	\$ -	\$ -	\$ -	\$ -	\$ 412.65	\$ -	\$ -	\$ 412.65	\$ 412.65
Stevenson, Bradley; Webb, Sherry Lynn	53-08-17-301-093.322-008	1599	1B	N	\$ -	\$ -	\$ -	\$ -	\$ -	\$ -	\$ -	\$ -	\$ -
Highlands Homeowners Association Inc	53-01-41-709-950.000-008	1599	1B	N	\$ -	\$ -	\$ -	\$ -	\$ -	\$ -	\$ -	\$ -	\$ -
Highlands Homeowners Association Inc	53-01-41-709-951.000-008	1599	1B	N	\$ -	\$ -	\$ -	\$ -	\$ -	\$ -	\$ -	\$ -	\$ -
Highlands Homeowners Association Inc	53-01-41-709-952.000-008	1599	1B	N	\$ -	\$ -	\$ -	\$ -	\$ -	\$ -	\$ -	\$ -	\$ -
New Richland 1 Inc	53-01-41-710-500.000-008	1599	1B	N	\$ -	\$ -	\$ -	\$ -	\$ -	\$ -	\$ -	\$ -	\$ -
City Of Bloomington Pks & City of Bloomington, Indiana	53-08-18-103-002.000-008	1599	1B	N	\$ -	\$ -	\$ -	\$ -	\$ -	\$ -	\$ -	\$ -	\$ -
New Richland 2 Inc	53-01-41-717-000.000-008	1599	1B	N	\$ -	\$ -	\$ -	\$ -	\$ -	\$ -	\$ -	\$ -	\$ -
Boling, Todd & Beth	53-08-17-301-017.000-008	2169	1B	N	\$ -	\$ -	\$ -	\$ -	\$ -	\$ -	\$ -	\$ -	\$ -
Gummere, Angela J & Daniel S	53-08-17-302-033.000-008	1599	1B	N	\$ -	\$ -	\$ -	\$ -	\$ 73.56	\$ -	\$ -	\$ 73.56	\$ 73.56
Dowd, Ryan	53-08-17-302-056.000-008	1599	1B	N	\$ -	\$ -	\$ -	\$ -	\$ 64.47	\$ -	\$ -	\$ 64.47	\$ 64.47
Beitvashahi, Terrick	53-08-17-302-034.000-008	1599	1B	N	\$ -	\$ -	\$ -	\$ -	\$ 124.50	\$ -	\$ -	\$ 124.50	\$ 124.50
Casillas, Maria L	53-08-17-302-057.000-008	1599	1B	N	\$ -	\$ -	\$ -	\$ -	\$ -	\$ -	\$ -	\$ -	\$ -
Happy Herron Homes LLC	53-08-17-302-046.000-008	1599	1B	N	\$ -	\$ -	\$ -	\$ -	\$ -	\$ -	\$ -	\$ -	\$ -
Fisher, Jennifer S	53-08-17-302-058.000-008	1599	1B	N	\$ -	\$ -	\$ -	\$ -	\$ 54.52	\$ -	\$ -	\$ 54.52	\$ 54.52
Thompson, Anthony Q & Lori A	53-08-17-302-059.000-008	1599	1B	N	\$ -	\$ -	\$ -	\$ -	\$ -	\$ 412.69	\$ -	\$ 412.69	\$ 412.69
Eades, Lisa	53-08-17-303-016.000-008	1599	1B	N	\$ -	\$ -	\$ -	\$ -	\$ -	\$ -	\$ -	\$ -	\$ -
Westcott, Robert M & Westcott, Janas Hoyt	53-08-17-303-018.000-008	1599	1B	N	\$ -	\$ -	\$ -	\$ -	\$ 39.62	\$ -	\$ -	\$ 39.62	\$ 39.62
Edwards, Michael A	53-08-17-303-025.000-008	1599	1B	N	\$ -	\$ -	\$ -	\$ -	\$ 173.35	\$ -	\$ -	\$ 173.35	\$ 173.35
Riendeau, Danielle & Lucas, Stephen E	53-08-17-303-026.000-008	1599	1B	N	\$ -	\$ -	\$ -	\$ -	\$ 58.25	\$ -	\$ -	\$ 58.25	\$ 58.25
Sims, Melanie V	53-08-17-303-024.000-008	1599	1B	N	\$ -	\$ -	\$ -	\$ -	\$ 47.49	\$ -	\$ -	\$ 47.49	\$ 47.49
Matlock, Marycarole	53-08-17-303-020.000-008	1599	1B	N	\$ -	\$ -	\$ -	\$ -	\$ -	\$ -	\$ -	\$ -	\$ -
CPW Properties LLC	53-01-41-709-404.000-008	1447	1B	N	\$ -	\$ -	\$ -	\$ -	\$ -	\$ 296.98	\$ -	\$ 296.98	\$ 296.98
CPW Properties LLC	53-01-41-709-405.000-008	1447	1B	N	\$ -	\$ -	\$ -	\$ -	\$ -	\$ 297.61	\$ -	\$ 297.61	\$ 297.61
CPW Properties LLC	53-01-41-709-406.000-008	1447	1B	N	\$ -	\$ -	\$ -	\$ -	\$ -	\$ 348.41	\$ -	\$ 348.41	\$ 348.41
Miller, Bonita	53-01-41-709-407.000-008	1447	1B	N	\$ -	\$ -	\$ -	\$ -	\$ -	\$ -	\$ -	\$ -	\$ -
CPW Properties LLC	53-01-41-709-408.000-008	1447	1B	N	\$ -	\$ -	\$ -	\$ -	\$ -	\$ 348.41	\$ -	\$ 348.41	\$ 348.41
Yaggi, Andrew P & Kimberly R	53-01-41-709-409.000-008	1447	1B	N	\$ -	\$ -	\$ -	\$ -	\$ -	\$ -	\$ -	\$ -	\$ -
Hepfer, Dale A & Hepfer, Jerri M	53-08-17-102-072.000-008	1033	1B	N	\$ -	\$ -	\$ -	\$ -	\$ -	\$ -	\$ -	\$ -	\$ -

City of Bloomington

Area #1B: South-West Annexation Area - Circuit Breaker Impacts Analysis

Owner Name	Parcel #	Waiver	Annexation Area	AG	Pre-Annex 1% CB Credits	Pre-Annex 2% CB Credits	Pre-Annex 65 & Over CB Credits	Pre-Annex Total CB Credits	Post-Annex 1% CB Credits	Post-Annex 2% CB Credits	Post-Annex 65 & Over CB Credits	Post-Annex Total CB Credits	Total Post-Annex CB Credits Increase
Hesler, William E & Margaret E	53-08-17-110-007.000-008		1B	N	\$ -	\$ -	\$ 659.00	\$ 659.00	\$ -	\$ -	\$ -	\$ -	\$ (659.00)
Deatrick, Christian E; Deatrick, Jeffrey L	53-08-17-102-040.000-008		1B	N	\$ -	\$ -	\$ -	\$ -	\$ -	\$ -	\$ -	\$ -	\$ -
Kieffaber, Gary L	53-08-20-400-051.000-008	2372	1B	N	\$ -	\$ -	\$ -	\$ -	\$ -	\$ -	\$ -	\$ -	\$ -
Kieffaber, Gary L	53-08-20-400-050.000-008		1B	N	\$ -	\$ -	\$ -	\$ -	\$ -	\$ 143.33	\$ -	\$ 143.33	\$ 143.33
Wilson, William A Jr	53-08-17-102-031.000-008		1B	N	\$ -	\$ -	\$ -	\$ -	\$ -	\$ 299.30	\$ -	\$ 299.30	\$ 299.30
Dale, Adam J & Robinson, Ella F	53-08-17-102-010.000-008		1B	N	\$ -	\$ -	\$ -	\$ -	\$ -	\$ -	\$ -	\$ -	\$ -
Craven, Carl R & Kirstin L	53-08-17-102-037.000-008		1B	N	\$ -	\$ -	\$ -	\$ -	\$ -	\$ -	\$ -	\$ -	\$ -
Kurtzhals, Geory	53-08-17-102-022.000-008		1B	N	\$ -	\$ -	\$ -	\$ -	\$ -	\$ -	\$ -	\$ -	\$ -
Carter, Shirley	53-08-17-102-012.000-008		1B	N	\$ -	\$ -	\$ -	\$ -	\$ -	\$ -	\$ -	\$ -	\$ -
Abernathy, Anna Grace & Larry Jay III	53-08-17-102-013.000-008	1189	1B	N	\$ -	\$ -	\$ -	\$ -	\$ -	\$ -	\$ -	\$ -	\$ -
Ross-ridge, Lois & Walter A Ridge	53-08-17-102-015.000-008		1B	N	\$ -	\$ -	\$ -	\$ -	\$ -	\$ -	\$ -	\$ -	\$ -
Harris, William E. Jr. & Cynthia M.	53-08-17-204-005.000-008		1B	N	\$ -	\$ -	\$ -	\$ -	\$ -	\$ -	\$ -	\$ -	\$ -
Blackwell, Mark P & Schelm, Vivian J	53-08-17-103-007.000-008		1B	N	\$ -	\$ -	\$ 357.00	\$ 357.00	\$ -	\$ -	\$ 1,002.58	\$ 1,002.58	\$ 645.58
City of Bloomington, Indiana	53-01-41-717-002.000-008		1B	N	\$ -	\$ -	\$ -	\$ -	\$ -	\$ -	\$ -	\$ -	\$ -
Blair, Carol Ann	53-01-41-709-410.000-008	1447	1B	N	\$ -	\$ -	\$ -	\$ -	\$ -	\$ -	\$ -	\$ -	\$ -
CPW Properties LLC	53-01-41-709-411.000-008	1447	1B	N	\$ -	\$ -	\$ -	\$ -	\$ -	\$ 296.98	\$ -	\$ 296.98	\$ 296.98
Polucha, Frank; Martin-Polucha, Marie R	53-01-41-709-412.000-008	1447	1B	N	\$ -	\$ -	\$ -	\$ -	\$ -	\$ -	\$ -	\$ -	\$ -
Beyers, Shiloh R	53-01-41-709-413.000-008	1447	1B	N	\$ -	\$ -	\$ -	\$ -	\$ -	\$ -	\$ -	\$ -	\$ -
Obrenski, James & Wendy Rae	53-01-41-709-414.000-008	1447	1B	N	\$ -	\$ -	\$ -	\$ -	\$ -	\$ -	\$ -	\$ -	\$ -
Smith, Misty B	53-01-41-709-415.000-008	1447	1B	N	\$ -	\$ -	\$ -	\$ -	\$ -	\$ -	\$ -	\$ -	\$ -
Moore, Brian E & Carla S	53-01-41-717-003.000-008	2169	1B	N	\$ -	\$ -	\$ -	\$ -	\$ -	\$ -	\$ -	\$ -	\$ -
New Richland 1 Inc	53-08-18-200-204.010-008	1599	1B	N	\$ -	\$ -	\$ -	\$ -	\$ -	\$ -	\$ -	\$ -	\$ -
New Richland 2 Inc	53-08-17-100-102.020-008	1599	1B	N	\$ -	\$ -	\$ -	\$ -	\$ -	\$ -	\$ -	\$ -	\$ -
Range View and Wickens LLC	53-08-17-100-102.030-008	1599	1B	N	\$ -	\$ -	\$ -	\$ -	\$ -	\$ -	\$ -	\$ -	\$ -
Range View and Wickens LLC	53-08-18-200-204.098-008	1599	1B	N	\$ -	\$ -	\$ -	\$ -	\$ -	\$ -	\$ -	\$ -	\$ -
Range View and Wickens LLC	53-08-17-100-102.099-008	1599	1B	N	\$ -	\$ -	\$ -	\$ -	\$ -	\$ -	\$ -	\$ -	\$ -
Tondel, Grazyna M	53-01-41-709-416.000-008	1447	1B	N	\$ -	\$ -	\$ -	\$ -	\$ -	\$ -	\$ -	\$ -	\$ -
Helfrich, Linda F	53-01-41-709-417.000-008	1447	1B	N	\$ -	\$ -	\$ -	\$ -	\$ -	\$ -	\$ -	\$ -	\$ -
Wu, Peter K	53-01-41-709-418.000-008	1447	1B	N	\$ -	\$ -	\$ -	\$ -	\$ -	\$ -	\$ -	\$ -	\$ -
Kruszynski, Trisha M	53-01-41-709-419.000-008	1447	1B	N	\$ -	\$ -	\$ -	\$ -	\$ -	\$ -	\$ -	\$ -	\$ -
Armes, Megan C & Matthew	53-01-41-709-420.000-008	1447	1B	N	\$ -	\$ -	\$ -	\$ -	\$ -	\$ -	\$ -	\$ -	\$ -
Willey, Teri F	53-01-41-709-421.000-008	1447	1B	N	\$ -	\$ -	\$ -	\$ -	\$ -	\$ 331.12	\$ -	\$ 331.12	\$ 331.12
Holland, Bryan M	53-01-41-709-422.000-008	1447	1B	N	\$ -	\$ -	\$ -	\$ -	\$ -	\$ -	\$ -	\$ -	\$ -
Stokes, Thomas W & Susan K Lewis Stokes	53-01-41-709-423.000-008	1447	1B	N	\$ -	\$ -	\$ -	\$ -	\$ -	\$ -	\$ -	\$ -	\$ -
Capio, Roy M. & Jonnamarie W. Revocable Living Trust	53-01-41-709-424.000-008	1447	1B	N	\$ -	\$ -	\$ -	\$ -	\$ -	\$ 358.74	\$ -	\$ 358.74	\$ 358.74
McKay, Clinton D	53-01-41-709-425.000-008	1447	1B	N	\$ -	\$ -	\$ -	\$ -	\$ 23.07	\$ -	\$ -	\$ 23.07	\$ 23.07
Desmond, Vincent E & Kristine A	53-01-41-709-426.000-008	1447	1B	N	\$ -	\$ -	\$ -	\$ -	\$ -	\$ -	\$ -	\$ -	\$ -
Kelmer, Michele	53-01-41-709-427.000-008	1447	1B	N	\$ -	\$ -	\$ -	\$ -	\$ -	\$ 256.97	\$ -	\$ 256.97	\$ 256.97
Roth, Benjamin L	53-01-41-709-428.000-008	1447	1B	N	\$ -	\$ -	\$ -	\$ -	\$ 4.01	\$ -	\$ -	\$ 4.01	\$ 4.01
Boone, Ben L	53-01-41-709-429.000-008	1447	1B	N	\$ -	\$ -	\$ -	\$ -	\$ -	\$ -	\$ -	\$ -	\$ -
Clayton, Kerri L & Kerrick, Phyllis J	53-01-41-709-430.000-008	1447	1B	N	\$ -	\$ -	\$ 599.00	\$ 599.00	\$ -	\$ -	\$ -	\$ -	\$ (599.00)
Weisheit, Shelia Y	53-01-41-709-432.000-008	1447	1B	N	\$ -	\$ -	\$ -	\$ -	\$ -	\$ -	\$ -	\$ -	\$ -
Hauk, Lawrence L	53-08-17-100-042.000-008		1B	N	\$ -	\$ -	\$ -	\$ -	\$ -	\$ -	\$ -	\$ -	\$ -
Daniel, Dianna L	53-08-17-104-005.000-008	1311	1B	N	\$ -	\$ -	\$ -	\$ -	\$ -	\$ -	\$ -	\$ -	\$ -
CPW Properties LLC	53-01-41-709-468.000-008	1447	1B	N	\$ -	\$ -	\$ -	\$ -	\$ -	\$ 354.73	\$ -	\$ 354.73	\$ 354.73

City of Bloomington

Area #1B: South-West Annexation Area - Circuit Breaker Impacts Analysis

Owner Name	Parcel #	Waiver	Annexation Area	AG	Pre-Annex 1% CB Credits	Pre-Annex 2% CB Credits	Pre-Annex 65 & Over CB Credits	Pre-Annex Total CB Credits	Post-Annex 1% CB Credits	Post-Annex 2% CB Credits	Post-Annex 65 & Over CB Credits	Post-Annex Total CB Credits	Total Post-Annex CB Credits Increase
Cramer Real Estate, LLC	53-01-41-709-469.000-008	1447	1B	N	\$ -	\$ -	\$ -	\$ -	\$ -	\$ 354.73	\$ -	\$ 354.73	\$ 354.73
Cramer Real Estate, LLC	53-01-41-709-470.000-008	1447	1B	N	\$ -	\$ -	\$ -	\$ -	\$ -	\$ 354.73	\$ -	\$ 354.73	\$ 354.73
CPW Properties LLC	53-01-41-709-471.000-008	1447	1B	N	\$ -	\$ -	\$ -	\$ -	\$ -	\$ 296.98	\$ -	\$ 296.98	\$ 296.98
CPW Properties LLC	53-01-41-709-472.000-008	1447	1B	N	\$ -	\$ -	\$ -	\$ -	\$ -	\$ 296.98	\$ -	\$ 296.98	\$ 296.98
CPW Properties, LLC	53-01-41-709-473.000-008	1447	1B	N	\$ -	\$ -	\$ -	\$ -	\$ -	\$ 296.98	\$ -	\$ 296.98	\$ 296.98
CPW Properties LLC	53-01-41-709-474.000-008	1447	1B	N	\$ -	\$ -	\$ -	\$ -	\$ -	\$ 307.52	\$ -	\$ 307.52	\$ 307.52
CPW Properties LLC	53-01-41-709-475.000-008	1447	1B	N	\$ -	\$ -	\$ -	\$ -	\$ -	\$ 354.73	\$ -	\$ 354.73	\$ 354.73
CPW Properties LLC	53-01-41-709-476.000-008	1447	1B	N	\$ -	\$ -	\$ -	\$ -	\$ -	\$ 349.46	\$ -	\$ 349.46	\$ 349.46
CPW Properties LLC	53-01-41-709-477.000-008	1447	1B	N	\$ -	\$ -	\$ -	\$ -	\$ -	\$ 354.73	\$ -	\$ 354.73	\$ 354.73
CPW Properties LLC	53-01-41-709-478.000-008	1447	1B	N	\$ -	\$ -	\$ -	\$ -	\$ -	\$ 354.73	\$ -	\$ 354.73	\$ 354.73
CPW Properties LLC	53-01-41-709-479.000-008	1447	1B	N	\$ -	\$ -	\$ -	\$ -	\$ -	\$ 354.73	\$ -	\$ 354.73	\$ 354.73
CPW Properties LLC	53-01-41-709-480.000-008	1447	1B	N	\$ -	\$ -	\$ -	\$ -	\$ -	\$ 354.73	\$ -	\$ 354.73	\$ 354.73
CPW Properties LLC	53-01-41-709-481.000-008	1447	1B	N	\$ -	\$ -	\$ -	\$ -	\$ -	\$ 296.98	\$ -	\$ 296.98	\$ 296.98
CPW Properties LLC	53-01-41-709-482.000-008	1447	1B	N	\$ -	\$ -	\$ -	\$ -	\$ -	\$ 296.98	\$ -	\$ 296.98	\$ 296.98
Balson, Tyler Brian & Kelsey Anne	53-01-41-709-483.000-008	1447	1B	N	\$ -	\$ -	\$ -	\$ -	\$ -	\$ -	\$ -	\$ -	\$ -
CPW Properties LLC	53-01-41-709-484.000-008	1447	1B	N	\$ -	\$ -	\$ -	\$ -	\$ -	\$ 354.73	\$ -	\$ 354.73	\$ 354.73
CPW Properties LLC	53-01-41-709-485.000-008	1447	1B	N	\$ -	\$ -	\$ -	\$ -	\$ -	\$ 296.98	\$ -	\$ 296.98	\$ 296.98
CPW Properties LLC	53-01-41-709-486.000-008	1447	1B	N	\$ -	\$ -	\$ -	\$ -	\$ -	\$ 296.98	\$ -	\$ 296.98	\$ 296.98
Conrad, Ryan & Deanna	53-08-17-200-005.000-008		1B	N	\$ -	\$ -	\$ -	\$ -	\$ 364.63	\$ -	\$ -	\$ 364.63	\$ 364.63
Ingram Rockport LLC	53-08-17-200-003.000-008		1B	N	\$ -	\$ -	\$ -	\$ -	\$ -	\$ -	\$ -	\$ -	\$ -
Wangle, LLC	53-08-17-407-001.000-008		1B	N	\$ -	\$ -	\$ -	\$ -	\$ -	\$ 304.57	\$ -	\$ 304.57	\$ 304.57
Zaricki, N Ryan	53-08-17-407-028.000-008	2505	1B	N	\$ -	\$ -	\$ -	\$ -	\$ -	\$ -	\$ -	\$ -	\$ -
Calvary Missionary Baptist Church, an Arkansas non-profit corporation	53-08-17-400-020.000-008	2467	1B	N	\$ -	\$ -	\$ -	\$ -	\$ -	\$ -	\$ -	\$ -	\$ -
Calderon, Stacy L Swan	53-08-17-102-054.000-008		1B	N	\$ -	\$ -	\$ -	\$ -	\$ -	\$ -	\$ -	\$ -	\$ -
Fairchild, Carl E	53-08-17-401-016.000-008		1B	N	\$ -	\$ -	\$ -	\$ -	\$ -	\$ -	\$ 67.58	\$ 67.58	\$ 67.58
Duncan, Brandon	53-08-17-401-008.000-008		1B	N	\$ -	\$ -	\$ -	\$ -	\$ -	\$ 194.54	\$ -	\$ 194.54	\$ 194.54
Woodard, James H III	53-08-17-407-036.000-008		1B	N	\$ -	\$ -	\$ -	\$ -	\$ -	\$ 38.36	\$ -	\$ 38.36	\$ 38.36
Emerson, Heather	53-01-41-709-433.000-008	1447	1B	N	\$ -	\$ -	\$ -	\$ -	\$ -	\$ -	\$ -	\$ -	\$ -
White, Rosalie Ann	53-01-41-709-434.000-008	1447	1B	N	\$ -	\$ -	\$ 454.00	\$ 454.00	\$ -	\$ -	\$ 1,090.96	\$ 1,090.96	\$ 636.96
Jeffers, Gregory A	53-01-41-709-435.000-008	1447	1B	N	\$ -	\$ -	\$ -	\$ -	\$ -	\$ -	\$ -	\$ -	\$ -
Pape, Sarah A	53-01-41-709-436.000-008	1447	1B	N	\$ -	\$ -	\$ -	\$ -	\$ -	\$ -	\$ -	\$ -	\$ -
Deibel, Alex T	53-01-41-709-437.000-008	1447	1B	N	\$ -	\$ -	\$ -	\$ -	\$ -	\$ -	\$ -	\$ -	\$ -
Scott, Alicia L	53-01-41-709-438.000-008	1447	1B	N	\$ -	\$ -	\$ -	\$ -	\$ -	\$ -	\$ -	\$ -	\$ -
Ahmetovic, Dzejna	53-01-41-709-439.000-008	1447	1B	N	\$ -	\$ -	\$ -	\$ -	\$ -	\$ -	\$ -	\$ -	\$ -
Flott, Julie A	53-01-41-709-440.000-008	1447	1B	N	\$ -	\$ -	\$ -	\$ -	\$ -	\$ -	\$ -	\$ -	\$ -
Church, Curtis	53-01-41-709-441.000-008	1447	1B	N	\$ -	\$ -	\$ -	\$ -	\$ -	\$ -	\$ -	\$ -	\$ -
Keough, Dawn M	53-01-41-709-442.000-008	1447	1B	N	\$ -	\$ -	\$ -	\$ -	\$ -	\$ -	\$ -	\$ -	\$ -
Wisley, Victoria Elizabeth	53-01-41-709-443.000-008	1447	1B	N	\$ -	\$ -	\$ -	\$ -	\$ -	\$ -	\$ -	\$ -	\$ -
Arnold, Lindsey S	53-01-41-709-444.000-008	1447	1B	N	\$ -	\$ -	\$ -	\$ -	\$ -	\$ -	\$ -	\$ -	\$ -
New Richland 2 Inc	53-01-41-709-445.000-008	1447	1B	N	\$ -	\$ -	\$ -	\$ -	\$ -	\$ 342.08	\$ -	\$ 342.08	\$ 342.08
Gamberg, Cheryl R., & Duane V.	53-01-41-709-446.000-008	1447	1B	N	\$ -	\$ -	\$ -	\$ -	\$ -	\$ 266.66	\$ -	\$ 266.66	\$ 266.66
Cox, Joyce	53-01-41-709-447.000-008	1447	1B	N	\$ -	\$ -	\$ -	\$ -	\$ -	\$ -	\$ -	\$ -	\$ -
Pogue, Chandler	53-01-41-709-448.000-008	1447	1B	N	\$ -	\$ -	\$ -	\$ -	\$ -	\$ -	\$ -	\$ -	\$ -
Buck, Sheila D	53-01-41-709-449.000-008	1447	1B	N	\$ -	\$ -	\$ -	\$ -	\$ -	\$ -	\$ -	\$ -	\$ -
Carter, Sarah C	53-01-41-709-450.000-008	1447	1B	N	\$ -	\$ -	\$ -	\$ -	\$ -	\$ -	\$ -	\$ -	\$ -
Key, Terry L & Barbara J	53-01-41-709-451.000-008	1447	1B	N	\$ -	\$ -	\$ -	\$ -	\$ -	\$ -	\$ -	\$ -	\$ -
Board Of Commissioners Of Monroe Co	53-08-16-200-068.000-009		1B	N	\$ -	\$ -	\$ -	\$ -	\$ -	\$ -	\$ -	\$ -	\$ -
Moore, Kelly Ann	53-08-17-100-035.000-008	1011	1B	N	\$ -	\$ -	\$ -	\$ -	\$ -	\$ 279.27	\$ -	\$ 279.27	\$ 279.27

City of Bloomington

Area #1B: South-West Annexation Area - Circuit Breaker Impacts Analysis

Owner Name	Parcel #	Waiver	Annexation Area	AG	Pre-Annex 1% CB Credits	Pre-Annex 2% CB Credits	Pre-Annex 65 & Over CB Credits	Pre-Annex Total CB Credits	Post-Annex 1% CB Credits	Post-Annex 2% CB Credits	Post-Annex 65 & Over CB Credits	Post-Annex Total CB Credits	Total Post-Annex CB Credits Increase
Suozzi, Margaret; Harris, Betty; Cadwell, Mary Jane; & Bush, Tom R	53-08-19-200-031.000-008		1B	Y	\$ -	\$ -	\$ -	\$ -	\$ -	\$ -	\$ -	\$ -	\$ -
Phillips, Robert Scott	53-08-17-301-111.000-008	1599	1B	N	\$ -	\$ -	\$ -	\$ -	\$ 34.45	\$ -	\$ -	\$ 34.45	\$ 34.45
Meisenheimer, Calvin L	53-08-17-301-030.000-008	1599	1B	N	\$ -	\$ -	\$ -	\$ -	\$ -	\$ -	\$ -	\$ -	\$ -
Cornett, Joshua & Kelly B	53-08-17-301-025.000-008	1599	1B	N	\$ -	\$ -	\$ -	\$ -	\$ 53.69	\$ -	\$ -	\$ 53.69	\$ 53.69
Arthur, Samuel Ray & Katherine Rhue	53-08-17-301-029.000-008	1599	1B	N	\$ -	\$ -	\$ -	\$ -	\$ 158.45	\$ -	\$ -	\$ 158.45	\$ 158.45
Li, Moyan	53-08-17-301-040.000-008	1599	1B	N	\$ -	\$ -	\$ -	\$ -	\$ -	\$ -	\$ -	\$ -	\$ -
Voyles, Robert K & Brenda D	53-08-17-301-032.000-008	1599	1B	N	\$ -	\$ -	\$ -	\$ -	\$ -	\$ 375.39	\$ -	\$ 375.39	\$ 375.39
Perkins, Kyle A; Richardson, Ellen M	53-08-17-301-066.000-008	1599	1B	N	\$ -	\$ -	\$ -	\$ -	\$ 72.75	\$ -	\$ -	\$ 72.75	\$ 72.75
Ondersma, Joel B & Gabrielle M	53-08-17-100-300.444-008	1599	1B	N	\$ -	\$ -	\$ -	\$ -	\$ 119.11	\$ -	\$ -	\$ 119.11	\$ 119.11
Mutai, Martin Kipng'eno & Jessica Rae Peterson	53-08-17-100-300.445-008	1599	1B	N	\$ -	\$ -	\$ -	\$ -	\$ 538.33	\$ -	\$ -	\$ 538.33	\$ 538.33
Packard, Mitchell H & Molly M	53-08-17-100-300.446-008	1599	1B	N	\$ -	\$ -	\$ -	\$ -	\$ 469.81	\$ -	\$ -	\$ 469.81	\$ 469.81
The Highland Homeowner's Association Inc.	53-08-17-100-300.448-008	1599	1B	N	\$ -	\$ -	\$ -	\$ -	\$ -	\$ -	\$ -	\$ -	\$ -
The Highland Homeowner's Association Inc.	53-08-17-100-300.449-008	1599	1B	N	\$ -	\$ -	\$ -	\$ -	\$ -	\$ -	\$ -	\$ -	\$ -
Bult, Derek R & Brianna M	53-08-17-100-300.377-008	1599	1B	N	\$ -	\$ -	\$ -	\$ -	\$ 543.09	\$ -	\$ -	\$ 543.09	\$ 543.09
Marru, Suresh & Sriatha	53-08-17-100-300.379-008	1599	1B	N	\$ -	\$ -	\$ -	\$ -	\$ 613.47	\$ -	\$ -	\$ 613.47	\$ 613.47
Schaeffer, Jeremy R & Manda R Hedrick, Michael Bates & Dana Nicole Cahill	53-08-17-301-093.380-008	1599	1B	N	\$ -	\$ -	\$ -	\$ -	\$ 474.35	\$ -	\$ -	\$ 474.35	\$ 474.35
Rajamani, Elan & Premarani	53-08-17-301-093.381-008	1599	1B	N	\$ -	\$ -	\$ -	\$ -	\$ 404.79	\$ -	\$ -	\$ 404.79	\$ 404.79
Morris, Roger & Jianing	53-08-17-301-093.382-008	1599	1B	N	\$ -	\$ -	\$ -	\$ -	\$ 444.55	\$ -	\$ -	\$ 444.55	\$ 444.55
Morris, David Michael	53-08-17-301-093.383-008	1599	1B	N	\$ -	\$ -	\$ -	\$ -	\$ 643.69	\$ -	\$ -	\$ 643.69	\$ 643.69
Fitzsimmons, Tyler & Danielle	53-08-17-301-093.384-008	1599	1B	N	\$ -	\$ -	\$ -	\$ -	\$ 203.57	\$ -	\$ -	\$ 203.57	\$ 203.57
Mechinus, Jesse R & Crystal R Fleck, Stuart Lee & Cassandra L	53-08-17-301-093.385-008	1599	1B	N	\$ -	\$ -	\$ -	\$ -	\$ 612.23	\$ -	\$ -	\$ 612.23	\$ 612.23
Roundtree, Vernard	53-08-17-301-093.386-008	1599	1B	N	\$ -	\$ -	\$ -	\$ -	\$ 286.79	\$ -	\$ -	\$ 286.79	\$ 286.79
Borman, James & Laurie	53-08-17-301-093.387-008	1599	1B	N	\$ -	\$ -	\$ -	\$ -	\$ -	\$ -	\$ -	\$ -	\$ -
Huntington, Brian P & Lyn M	53-08-17-301-093.388-008	1599	1B	N	\$ -	\$ -	\$ -	\$ -	\$ -	\$ -	\$ -	\$ -	\$ -
Deckard, Michael J & Sally K	53-08-17-301-065.000-008	1599	1B	N	\$ -	\$ -	\$ -	\$ -	\$ -	\$ -	\$ -	\$ -	\$ -
AMH 2014-3 Borrower LLC	53-08-17-301-031.000-008	1599	1B	N	\$ -	\$ -	\$ -	\$ -	\$ -	\$ 429.77	\$ -	\$ 429.77	\$ 429.77
Lacanieta, Larry	53-08-17-301-028.000-008	1599	1B	N	\$ -	\$ -	\$ -	\$ -	\$ 19.34	\$ -	\$ -	\$ 19.34	\$ 19.34
Leturgez, Michael D & Traci L	53-08-17-301-080.000-008	1599	1B	N	\$ -	\$ -	\$ -	\$ -	\$ -	\$ 438.41	\$ -	\$ 438.41	\$ 438.41
Davis, Shawn Ray	53-08-17-301-191.000-008	1599	1B	N	\$ -	\$ -	\$ -	\$ -	\$ 179.98	\$ -	\$ -	\$ 179.98	\$ 179.98
Chanley, Luke W	53-08-17-301-159.000-008	1599	1B	N	\$ -	\$ -	\$ -	\$ -	\$ 26.78	\$ -	\$ -	\$ 26.78	\$ 26.78
McCaffery, Kevin W	53-08-17-301-105.000-008	1599	1B	N	\$ -	\$ -	\$ -	\$ -	\$ -	\$ -	\$ -	\$ -	\$ -
AMH 2014-2 Borrower, LLC	53-08-17-301-034.000-008	1599	1B	N	\$ -	\$ -	\$ -	\$ -	\$ -	\$ -	\$ -	\$ -	\$ -
Maxwell, Carol Ann	53-08-17-301-055.000-008	1599	1B	N	\$ -	\$ -	\$ -	\$ -	\$ 131.12	\$ -	\$ -	\$ 131.12	\$ 131.12
Boyer, David G	53-08-17-301-021.000-008	1599	1B	N	\$ -	\$ -	\$ -	\$ -	\$ -	\$ 362.32	\$ -	\$ 362.32	\$ 362.32
Almarmouri, Amjad & Abeer Alzubi	53-08-17-301-035.000-008	1599	1B	N	\$ -	\$ -	\$ -	\$ -	\$ 29.27	\$ -	\$ -	\$ 29.27	\$ 29.27
Bidwell-Smith, Andrea K.	53-08-17-301-078.000-008	1599	1B	N	\$ -	\$ -	\$ -	\$ -	\$ 65.70	\$ -	\$ -	\$ 65.70	\$ 65.70
Swyers, Howard & Donna	53-08-17-301-077.000-008	1599	1B	N	\$ -	\$ -	\$ -	\$ -	\$ 161.34	\$ -	\$ -	\$ 161.34	\$ 161.34
Dhanawade, Rosh Joshua & Amber Lynn	53-08-17-301-061.000-008	1599	1B	N	\$ -	\$ -	\$ -	\$ -	\$ 7.74	\$ -	\$ -	\$ 7.74	\$ 7.74
Hood, Betty J Irrevocable Trust	53-08-17-301-054.000-008	1599	1B	N	\$ -	\$ -	\$ -	\$ -	\$ 35.06	\$ -	\$ -	\$ 35.06	\$ 35.06
	53-08-17-301-022.000-008	1599	1B	N	\$ -	\$ -	\$ -	\$ -	\$ 12.70	\$ -	\$ -	\$ 12.70	\$ 12.70
	53-08-17-102-036.000-008		1B	N	\$ -	\$ -	\$ 374.00	\$ 374.00	\$ -	\$ -	\$ 971.22	\$ 971.22	\$ 597.22

City of Bloomington

Area #1B: South-West Annexation Area - Circuit Breaker Impacts Analysis

Owner Name	Parcel #	Waiver	Annexation Area	AG	Pre-Annex 1% CB Credits	Pre-Annex 2% CB Credits	Pre-Annex 65 & Over CB Credits	Pre-Annex Total CB Credits	Post-Annex 1% CB Credits	Post-Annex 2% CB Credits	Post-Annex 65 & Over CB Credits	Post-Annex Total CB Credits	Total Post-Annex CB Credits Increase
Sheck, Aaron D & Lucrecia	53-08-17-100-033.000-008		1B	N	\$ -	\$ -	\$ -	\$ -	\$ -	\$ -	\$ -	\$ -	\$ -
Hosey, Timothy & Mary Sue	53-08-17-104-021.000-008	1316	1B	N	\$ -	\$ -	\$ -	\$ -	\$ -	\$ -	\$ -	\$ -	\$ -
Quality Realty & Dev LLC	53-08-17-407-032.000-008	1212	1B	N	\$ -	\$ -	\$ -	\$ -	\$ -	\$ 217.73	\$ -	\$ 217.73	\$ 217.73
Braunlin, Linda L Revocable Trust	53-08-17-100-016.000-008	1013	1B	N	\$ -	\$ -	\$ -	\$ -	\$ -	\$ 194.12	\$ -	\$ 194.12	\$ 194.12
Ross, Joseph S Trust	53-08-17-102-044.000-008		1B	N	\$ -	\$ -	\$ -	\$ -	\$ -	\$ 346.51	\$ -	\$ 346.51	\$ 346.51
Gupta, Daniel	53-08-17-100-043.000-008		1B	N	\$ -	\$ -	\$ -	\$ -	\$ -	\$ 248.92	\$ -	\$ 248.92	\$ 248.92
Gupta, Daniel	53-08-17-100-014.000-008	1012	1B	N	\$ -	\$ -	\$ -	\$ -	\$ -	\$ 280.54	\$ -	\$ 280.54	\$ 280.54
Gupta, Daniel	53-08-17-100-029.000-008		1B	N	\$ -	\$ -	\$ -	\$ -	\$ -	\$ -	\$ -	\$ -	\$ -
Gupta, Daniel	53-08-17-100-028.000-008		1B	N	\$ -	\$ -	\$ -	\$ -	\$ -	\$ 235.22	\$ -	\$ 235.22	\$ 235.22
Spoolstra, Diana G & James A	53-08-17-102-080.000-008		1B	N	\$ -	\$ -	\$ -	\$ -	\$ -	\$ -	\$ -	\$ -	\$ -
Indiana Limestone Acquisitions LLC	53-08-16-200-039.000-008		1B	Y	\$ -	\$ -	\$ -	\$ -	\$ -	\$ -	\$ -	\$ -	\$ -
Hickman, Scott K & Angela D	53-08-17-102-035.000-008		1B	N	\$ -	\$ -	\$ -	\$ -	\$ 68.60	\$ -	\$ -	\$ 68.60	\$ 68.60
Kraus, Charles A & Jane F; Kraus, Jeffrey Alan	53-08-17-104-009.000-008	1317	1B	N	\$ -	\$ -	\$ 67.00	\$ 67.00	\$ -	\$ -	\$ 543.28	\$ 543.28	\$ 476.28
Lester, Nicholas	53-01-41-709-452.000-008	1447	1B	N	\$ -	\$ -	\$ -	\$ -	\$ -	\$ -	\$ -	\$ -	\$ -
Rivera, Luis E Ramirez	53-01-41-709-453.000-008	1447	1B	N	\$ -	\$ -	\$ -	\$ -	\$ -	\$ -	\$ -	\$ -	\$ -
CPW Properties LLC	53-01-41-709-454.000-008	1447	1B	N	\$ -	\$ -	\$ -	\$ -	\$ -	\$ 296.98	\$ -	\$ 296.98	\$ 296.98
CPW Properties LLC	53-01-41-709-455.000-008	1447	1B	N	\$ -	\$ -	\$ -	\$ -	\$ -	\$ 293.82	\$ -	\$ 293.82	\$ 293.82
CPW Properties LLC	53-01-41-709-456.000-008	1447	1B	N	\$ -	\$ -	\$ -	\$ -	\$ -	\$ 296.98	\$ -	\$ 296.98	\$ 296.98
CPW Properties LLC	53-01-41-709-457.000-008	1447	1B	N	\$ -	\$ -	\$ -	\$ -	\$ -	\$ 354.73	\$ -	\$ 354.73	\$ 354.73
CPW Properties LLC	53-01-41-709-458.000-008	1447	1B	N	\$ -	\$ -	\$ -	\$ -	\$ -	\$ 354.73	\$ -	\$ 354.73	\$ 354.73
CPW Properties LLC	53-01-41-709-459.000-008	1447	1B	N	\$ -	\$ -	\$ -	\$ -	\$ -	\$ 354.73	\$ -	\$ 354.73	\$ 354.73
CPW Properties LLC	53-01-41-709-460.000-008	1447	1B	N	\$ -	\$ -	\$ -	\$ -	\$ -	\$ 354.73	\$ -	\$ 354.73	\$ 354.73
CPW Properties LLC	53-01-41-709-461.000-008	1447	1B	N	\$ -	\$ -	\$ -	\$ -	\$ -	\$ 296.98	\$ -	\$ 296.98	\$ 296.98
CPW Properties LLC	53-01-41-709-462.000-008	1447	1B	N	\$ -	\$ -	\$ -	\$ -	\$ -	\$ 296.98	\$ -	\$ 296.98	\$ 296.98
CPW Properties LLC	53-01-41-709-463.000-008	1447	1B	N	\$ -	\$ -	\$ -	\$ -	\$ -	\$ 296.98	\$ -	\$ 296.98	\$ 296.98
CPW Properties LLC	53-01-41-709-464.000-008	1447	1B	N	\$ -	\$ -	\$ -	\$ -	\$ -	\$ 296.98	\$ -	\$ 296.98	\$ 296.98
CPW Properties LLC	53-01-41-709-465.000-008	1447	1B	N	\$ -	\$ -	\$ -	\$ -	\$ -	\$ 354.73	\$ -	\$ 354.73	\$ 354.73
CPW Properties LLC	53-01-41-709-466.000-008	1447	1B	N	\$ -	\$ -	\$ -	\$ -	\$ -	\$ 354.73	\$ -	\$ 354.73	\$ 354.73
CPW Properties LLC	53-01-41-709-467.000-008	1447	1B	N	\$ -	\$ -	\$ -	\$ -	\$ -	\$ 354.73	\$ -	\$ 354.73	\$ 354.73
Hoke, Charles R	53-08-17-100-300.407-008	1599	1B	N	\$ -	\$ -	\$ -	\$ -	\$ 364.63	\$ -	\$ -	\$ 364.63	\$ 364.63
Taylor, Jared Ross & Shanda	53-08-17-100-300.408-008	1599	1B	N	\$ -	\$ -	\$ -	\$ -	\$ 714.90	\$ -	\$ -	\$ 714.90	\$ 714.90
Tran, Hoa V; Le Linh	53-08-17-100-300.410-008	1599	1B	N	\$ -	\$ -	\$ -	\$ -	\$ 594.00	\$ -	\$ -	\$ 594.00	\$ 594.00
Johns, Maurice K & Shawnice R	53-08-17-100-300.411-008	1599	1B	N	\$ -	\$ -	\$ -	\$ -	\$ 469.38	\$ -	\$ -	\$ 469.38	\$ 469.38
Chasteen, Steven C & Elizabeth L	53-08-17-100-300.412-008	1599	1B	N	\$ -	\$ -	\$ -	\$ -	\$ 383.69	\$ -	\$ -	\$ 383.69	\$ 383.69
Rowe, Catherine C	53-08-17-100-300.425-008	1599	1B	N	\$ -	\$ -	\$ -	\$ -	\$ 112.49	\$ -	\$ -	\$ 112.49	\$ 112.49
Barela, Douglas J & Shawna Lee	53-08-17-100-300.426-008	1599	1B	N	\$ -	\$ -	\$ -	\$ -	\$ 506.65	\$ -	\$ -	\$ 506.65	\$ 506.65
Howell, Nicholas Scott & Lindsey Joann	53-08-17-100-300.427-008	1599	1B	N	\$ -	\$ -	\$ -	\$ -	\$ 733.96	\$ -	\$ -	\$ 733.96	\$ 733.96
State of Indiana	53-08-19-200-057.000-008		1B	Y	\$ -	\$ -	\$ -	\$ -	\$ -	\$ -	\$ -	\$ -	\$ -
Reynolds, Joshua D & Laura L	53-08-17-200-006.000-008		1B	N	\$ -	\$ -	\$ -	\$ -	\$ 72.75	\$ -	\$ -	\$ 72.75	\$ 72.75
Williams, W Brent & Lisa F	53-08-19-200-056.000-008		1B	N	\$ -	\$ -	\$ -	\$ -	\$ -	\$ -	\$ -	\$ -	\$ -
State of Indiana	53-08-19-200-036.000-008		1B	N	\$ -	\$ -	\$ -	\$ -	\$ -	\$ -	\$ -	\$ -	\$ -
Slinkard, Brian L & Christina G	53-08-17-400-018.000-008		1B	N	\$ -	\$ -	\$ -	\$ -	\$ -	\$ 221.94	\$ -	\$ 221.94	\$ 221.94
Ivey, Kenneth S & Davis, Jodie M	53-08-17-104-003.000-008	2476	1B	N	\$ -	\$ -	\$ -	\$ -	\$ -	\$ -	\$ -	\$ -	\$ -
City of Bloomington, Indiana	53-08-20-200-004.000-008		1B	N	\$ -	\$ -	\$ -	\$ -	\$ -	\$ -	\$ -	\$ -	\$ -
City Of Bloomington Dept Of Parks & Rec	53-08-20-200-013.000-008		1B	N	\$ -	\$ -	\$ -	\$ -	\$ -	\$ -	\$ -	\$ -	\$ -
Skender, Davorin K & Joelle C	53-08-17-301-093.389-008	1599	1B	N	\$ -	\$ -	\$ -	\$ -	\$ -	\$ -	\$ -	\$ -	\$ -
Brown, Dan E & Laurie L	53-08-17-301-093.390-008	1599	1B	N	\$ -	\$ -	\$ -	\$ -	\$ 284.73	\$ -	\$ -	\$ 284.73	\$ 284.73

City of Bloomington

Area #1B: South-West Annexation Area - Circuit Breaker Impacts Analysis

Owner Name	Parcel #	Waiver	Annexation Area	AG	Pre-Annex 1% CB Credits	Pre-Annex 2% CB Credits	Pre-Annex 65 & Over CB Credits	Pre-Annex Total CB Credits	Post-Annex 1% CB Credits	Post-Annex 2% CB Credits	Post-Annex 65 & Over CB Credits	Post-Annex Total CB Credits	Total Post-Annex CB Credits Increase
Kang, Dae Yul	53-08-17-301-093.391-008	1599	1B	N	\$ -	\$ -	\$ -	\$ -	\$ 391.14	\$ -	\$ -	\$ 391.14	\$ 391.14
Slaughter, Owen & Courtney	53-08-17-301-093.392-008	1599	1B	N	\$ -	\$ -	\$ -	\$ -	\$ 438.96	\$ -	\$ -	\$ 438.96	\$ 438.96
Wilder, Brennan H & Wilder, Ly K	53-08-17-301-093.393-008	1599	1B	N	\$ -	\$ -	\$ -	\$ -	\$ 372.09	\$ -	\$ -	\$ 372.09	\$ 372.09
Cochran Trust	53-08-17-301-093.394-008	1599	1B	N	\$ -	\$ -	\$ -	\$ -	\$ 236.28	\$ -	\$ -	\$ 236.28	\$ 236.28
Sorvilla Investments, LLC	53-08-17-301-093.395-008	1599	1B	N	\$ -	\$ -	\$ -	\$ -	\$ 405.62	\$ -	\$ -	\$ 405.62	\$ 405.62
Dixon, Amber	53-08-17-301-093.396-008	1599	1B	N	\$ -	\$ -	\$ -	\$ -	\$ 93.03	\$ -	\$ -	\$ 93.03	\$ 93.03
Broe, Kevin M & Andrea Lynn	53-08-17-301-093.397-008	1599	1B	N	\$ -	\$ -	\$ -	\$ -	\$ -	\$ -	\$ -	\$ -	\$ -
State of Indiana	53-08-19-200-037.000-008		1B	N	\$ -	\$ -	\$ -	\$ -	\$ -	\$ -	\$ -	\$ -	\$ -
Taylor, Lisa S	53-08-17-402-012.000-008	1221	1B	N	\$ -	\$ -	\$ -	\$ -	\$ -	\$ -	\$ -	\$ -	\$ -
Wall, Roger Allen	53-08-17-102-055.000-008		1B	N	\$ -	\$ -	\$ -	\$ -	\$ -	\$ -	\$ -	\$ -	\$ -
Baker, V Dion	53-08-17-407-005.000-008	1211	1B	N	\$ -	\$ -	\$ -	\$ -	\$ -	\$ -	\$ -	\$ -	\$ -
Romashov, Dmitry & Bethany Braley	53-08-17-301-036.000-008	1599	1B	N	\$ -	\$ -	\$ -	\$ -	\$ 3.18	\$ -	\$ -	\$ 3.18	\$ 3.18
Davidson, James D & Priscilla	53-08-17-301-190.000-008	1599	1B	N	\$ -	\$ -	\$ -	\$ -	\$ -	\$ -	\$ -	\$ -	\$ -
Naugle, Joshua J & Cassandra L	53-08-17-301-097.000-008	1599	1B	N	\$ -	\$ -	\$ -	\$ -	\$ 97.18	\$ -	\$ -	\$ 97.18	\$ 97.18
Nunn, Russell L & Lori S	53-08-17-301-084.000-008	1599	1B	N	\$ -	\$ -	\$ -	\$ -	\$ 248.29	\$ -	\$ -	\$ 248.29	\$ 248.29
Corbett, Benjamin A & Rumer, Kristin L	53-08-17-301-206.000-008	1599	1B	N	\$ -	\$ -	\$ -	\$ -	\$ 172.94	\$ -	\$ -	\$ 172.94	\$ 172.94
Miller, Ronnie W & Karen G	53-08-17-301-110.000-008	1599	1B	N	\$ -	\$ -	\$ -	\$ -	\$ 225.52	\$ -	\$ -	\$ 225.52	\$ 225.52
Carroll, Tony E & Constance M Stewart	53-08-17-301-011.000-008	1599	1B	N	\$ -	\$ -	\$ -	\$ -	\$ 167.96	\$ -	\$ -	\$ 167.96	\$ 167.96
Morris, Maria K	53-08-17-301-033.000-008	1599	1B	N	\$ -	\$ -	\$ -	\$ -	\$ 158.45	\$ -	\$ -	\$ 158.45	\$ 158.45
Strasler, James Everett & April D	53-08-17-301-093.398-008	1599	1B	N	\$ -	\$ -	\$ -	\$ -	\$ 240.84	\$ -	\$ -	\$ 240.84	\$ 240.84
Barry, Steven R & Teresa K	53-08-17-301-093.399-008	1599	1B	N	\$ -	\$ -	\$ -	\$ -	\$ 123.67	\$ -	\$ -	\$ 123.67	\$ 123.67
Purtlebaugh, Tonya B & Donald S	53-08-17-109-004.000-008		1B	N	\$ -	\$ -	\$ -	\$ -	\$ -	\$ -	\$ -	\$ -	\$ -
Edge, Kenneth W & Madelyn R	53-08-17-109-006.000-008		1B	N	\$ -	\$ -	\$ -	\$ -	\$ -	\$ -	\$ -	\$ -	\$ -
Richardson, Brittany N & Ryan T Richardson	53-08-17-109-005.000-008		1B	N	\$ -	\$ -	\$ -	\$ -	\$ -	\$ -	\$ -	\$ -	\$ -
Douglas, Andrew M L & Rachel A	53-08-17-109-011.000-008		1B	N	\$ -	\$ -	\$ -	\$ -	\$ 136.71	\$ -	\$ -	\$ 136.71	\$ 136.71
Chaffin, Jennifer Lynn	53-08-17-109-010.000-008		1B	N	\$ -	\$ -	\$ -	\$ -	\$ -	\$ -	\$ -	\$ -	\$ -
Kelp, Nicholas P	53-08-17-109-012.000-008		1B	N	\$ -	\$ -	\$ -	\$ -	\$ -	\$ -	\$ -	\$ -	\$ -
Smith, Elizabeth R & Pfoertner, Joshua D	53-08-17-109-008.000-008		1B	N	\$ -	\$ -	\$ 648.00	\$ 648.00	\$ -	\$ -	\$ -	\$ -	\$ (648.00)
Fesler, Michael James & Diana Lynn	53-08-17-109-007.000-008		1B	N	\$ -	\$ -	\$ -	\$ -	\$ -	\$ -	\$ -	\$ -	\$ -
McKenney, Sarah V	53-08-17-109-013.000-008		1B	N	\$ -	\$ -	\$ -	\$ -	\$ -	\$ -	\$ -	\$ -	\$ -
Wills, Melanie J	53-08-17-109-009.000-008		1B	N	\$ -	\$ -	\$ -	\$ -	\$ -	\$ -	\$ -	\$ -	\$ -
Doolen, William	53-08-17-109-002.000-008		1B	N	\$ -	\$ -	\$ -	\$ -	\$ -	\$ -	\$ -	\$ -	\$ -
Rudicil, David D & Jennifer C Gale	53-08-17-109-001.000-008		1B	N	\$ -	\$ -	\$ -	\$ -	\$ -	\$ -	\$ -	\$ -	\$ -
Burch, Benjamin N	53-08-17-109-003.000-008	1184	1B	N	\$ -	\$ -	\$ -	\$ -	\$ -	\$ -	\$ -	\$ -	\$ -
Houston, Margaret J	53-08-17-110-006.000-008		1B	N	\$ -	\$ -	\$ 349.00	\$ 349.00	\$ -	\$ -	\$ 723.39	\$ 723.39	\$ 374.39
Craig, Kevin S & Carolyn Jean	53-08-17-102-064.000-008		1B	N	\$ -	\$ -	\$ -	\$ -	\$ -	\$ 291.29	\$ -	\$ 291.29	\$ 291.29
Basman, Cem & Vicki	53-08-17-102-021.000-008	1182	1B	N	\$ -	\$ -	\$ -	\$ -	\$ -	\$ 333.23	\$ -	\$ 333.23	\$ 333.23
Nix, Robert Lee & Kristy Jean	53-08-17-301-052.000-008	1599	1B	N	\$ -	\$ -	\$ -	\$ -	\$ 285.56	\$ -	\$ -	\$ 285.56	\$ 285.56
Wivell, Stephen & Janis	53-08-17-301-010.000-008	1599	1B	N	\$ -	\$ -	\$ -	\$ -	\$ 321.16	\$ -	\$ -	\$ 321.16	\$ 321.16
Hawes, Randall L & Michelle L	53-08-17-301-051.000-008	1599	1B	N	\$ -	\$ -	\$ -	\$ -	\$ 297.57	\$ -	\$ -	\$ 297.57	\$ 297.57
Ferrufino, Elizabeth & Bodamer, Stephanie L	53-08-17-301-224.000-008	1599	1B	N	\$ -	\$ -	\$ -	\$ -	\$ 178.32	\$ -	\$ -	\$ 178.32	\$ 178.32
Schaeuble, Adam & Marissa A	53-08-17-301-050.000-008	1599	1B	N	\$ -	\$ -	\$ -	\$ -	\$ 357.60	\$ -	\$ -	\$ 357.60	\$ 357.60
Dewus, Michael A	53-01-41-709-624.000-008	1599	1B	N	\$ -	\$ -	\$ -	\$ -	\$ -	\$ -	\$ -	\$ -	\$ -
Avirneni, Srikanth	53-08-17-301-013.000-008	1599	1B	N	\$ -	\$ -	\$ -	\$ -	\$ 354.91	\$ -	\$ -	\$ 354.91	\$ 354.91

City of Bloomington

Area #1B: South-West Annexation Area - Circuit Breaker Impacts Analysis

Owner Name	Parcel #	Waiver	Annexation Area	AG	Pre-Annex 1% CB Credits	Pre-Annex 2% CB Credits	Pre-Annex 65 & Over CB Credits	Pre-Annex Total CB Credits	Post-Annex 1% CB Credits	Post-Annex 2% CB Credits	Post-Annex 65 & Over CB Credits	Post-Annex Total CB Credits	Total Post-Annex CB Credits Increase
Macintosh, James Cameron III & Kirchoff, Alisha L	53-08-17-301-019.000-008	1599	1B	N	\$ -	\$ -	\$ -	\$ -	\$ 95.92	\$ -	\$ -	\$ 95.92	\$ 95.92
Carrasquel, Juan Carlos	53-08-17-301-016.000-008	1599	1B	N	\$ -	\$ -	\$ -	\$ -	\$ -	\$ 472.76	\$ -	\$ 472.76	\$ 472.76
Crouch, Timothy E & Terri L	53-08-17-301-057.000-008	1599	1B	N	\$ -	\$ -	\$ -	\$ -	\$ 95.92	\$ -	\$ -	\$ 95.92	\$ 95.92
Cowden, Jill E	53-08-17-301-062.000-008	1599	1B	N	\$ -	\$ -	\$ -	\$ -	\$ 26.78	\$ -	\$ -	\$ 26.78	\$ 26.78
Soto, Robert & Sharon C	53-08-17-301-063.000-008	1599	1B	N	\$ -	\$ -	\$ -	\$ -	\$ 206.06	\$ -	\$ -	\$ 206.06	\$ 206.06
Falkenberg, Lois M	53-08-17-407-030.000-008	1205	1B	N	\$ -	\$ -	\$ -	\$ -	\$ -	\$ -	\$ -	\$ -	\$ -
Alley, Jeremy T	53-08-17-407-014.000-008	1205	1B	N	\$ -	\$ -	\$ -	\$ -	\$ -	\$ -	\$ -	\$ -	\$ -
Taboas, Anthony D	53-08-17-407-017.000-008	1222	1B	N	\$ -	\$ -	\$ -	\$ -	\$ -	\$ -	\$ -	\$ -	\$ -
Plummer, Kevin R & Elizabeth A	53-08-17-407-038.000-008	1223	1B	N	\$ -	\$ -	\$ -	\$ -	\$ -	\$ -	\$ -	\$ -	\$ -
Morrison, David & Dana	53-08-17-101-003.000-008		1B	N	\$ -	\$ -	\$ -	\$ -	\$ 675.16	\$ -	\$ -	\$ 675.16	\$ 675.16
Ellington, Jeffrey E & Hope Habbe	53-08-20-100-011.000-008		1B	N	\$ -	\$ -	\$ -	\$ -	\$ 452.41	\$ 87.89	\$ -	\$ 540.30	\$ 540.30
Baywood LLC	53-08-20-100-029.000-008		1B	N	\$ -	\$ -	\$ -	\$ -	\$ -	\$ 201.08	\$ -	\$ 201.08	\$ 201.08
Richardson, Ricky Warren & Margaret Ann	53-01-43-735-000.000-008		1B	N	\$ -	\$ -	\$ -	\$ -	\$ -	\$ -	\$ -	\$ -	\$ -
Bolsteins, Davis & Alda Katrina	53-08-17-102-061.000-008		1B	N	\$ -	\$ -	\$ -	\$ -	\$ -	\$ -	\$ -	\$ -	\$ -
Norris, Richene R	53-08-17-102-007.000-008		1B	N	\$ -	\$ -	\$ -	\$ -	\$ -	\$ -	\$ -	\$ -	\$ -
Dew, Charyl Lynn & Elkins, Susan Elaine W/LE Smallwood, Ruby Betz, Robert Joseph II & Megan Elizabeth	53-08-17-104-019.000-008	1310	1B	N	\$ -	\$ -	\$ 407.00	\$ 407.00	\$ -	\$ -	\$ 905.56	\$ 905.56	\$ 498.56
Loop, Joseph L & Rachel McNary	53-08-17-102-046.000-008		1B	N	\$ -	\$ -	\$ -	\$ -	\$ -	\$ -	\$ -	\$ -	\$ -
Ayres, Justin J & Lauren E	53-08-17-104-002.000-008		1B	N	\$ -	\$ -	\$ -	\$ -	\$ -	\$ -	\$ -	\$ -	\$ -
Lovell, Ryan A	53-08-17-102-081.000-008	1837	1B	N	\$ -	\$ -	\$ -	\$ -	\$ -	\$ -	\$ -	\$ -	\$ -
JSR Asset Protection Trust; Robertson, Janet S w/l/e 1% interest	53-08-20-400-102.000-008	2372	1B	N	\$ -	\$ -	\$ -	\$ -	\$ 345.59	\$ -	\$ -	\$ 345.59	\$ 345.59
Bloomington Board Of Park	53-08-20-400-103.000-008		1B	N	\$ -	\$ -	\$ -	\$ -	\$ -	\$ -	\$ -	\$ -	\$ -
L & N Investment Corp.	53-08-16-200-052.000-008		1B	N	\$ -	\$ -	\$ -	\$ -	\$ -	\$ -	\$ -	\$ -	\$ -
L & N Investment Corp.	53-08-16-200-063.000-008		1B	N	\$ -	\$ -	\$ -	\$ -	\$ -	\$ -	\$ -	\$ -	\$ -
Onis, Jeffrey & Allison	53-08-17-100-300.428-008	1599	1B	N	\$ -	\$ -	\$ -	\$ -	\$ 505.41	\$ -	\$ -	\$ 505.41	\$ 505.41
McGowan, Daniel & Cara	53-08-17-100-300.429-008	1599	1B	N	\$ -	\$ -	\$ -	\$ -	\$ 508.31	\$ -	\$ -	\$ 508.31	\$ 508.31
Parungao, Dondon	53-08-17-100-300.430-008	1599	1B	N	\$ -	\$ -	\$ -	\$ -	\$ 452.82	\$ -	\$ -	\$ 452.82	\$ 452.82
Randle, David & Leila	53-08-17-100-300.431-008	1599	1B	N	\$ -	\$ -	\$ -	\$ -	\$ 333.58	\$ -	\$ -	\$ 333.58	\$ 333.58
Seifert, John P & Anna R	53-08-17-100-300.432-008	1599	1B	N	\$ -	\$ -	\$ -	\$ -	\$ 241.46	\$ -	\$ -	\$ 241.46	\$ 241.46
Pacheco, Mary I	53-08-17-100-300.433-008	1599	1B	N	\$ -	\$ -	\$ -	\$ -	\$ 585.32	\$ -	\$ -	\$ 585.32	\$ 585.32
Paine, Bryan	53-08-17-100-300.434-008	1599	1B	N	\$ -	\$ -	\$ -	\$ -	\$ 348.08	\$ -	\$ -	\$ 348.08	\$ 348.08
Davis, Jeffrey R & Teresa R	53-08-17-100-300.435-008	1599	1B	N	\$ -	\$ -	\$ -	\$ -	\$ 261.96	\$ -	\$ -	\$ 261.96	\$ 261.96
Martin, Samuel Bryan & Nancy Anne	53-08-17-100-300.436-008	1599	1B	N	\$ -	\$ -	\$ -	\$ -	\$ -	\$ -	\$ -	\$ -	\$ -
Petty, Gregory J & Palazzolo, Antoinette Rose	53-08-17-100-300.437-008	1599	1B	N	\$ -	\$ -	\$ -	\$ -	\$ 446.19	\$ -	\$ -	\$ 446.19	\$ 446.19
Duvall, Billy L & Julie A	53-08-17-100-300.438-008	1599	1B	N	\$ -	\$ -	\$ -	\$ -	\$ 524.45	\$ -	\$ -	\$ 524.45	\$ 524.45
Johnson, David C & Kimberly L	53-08-17-100-300.439-008	1599	1B	N	\$ -	\$ -	\$ -	\$ -	\$ 608.91	\$ -	\$ -	\$ 608.91	\$ 608.91
Holmberg, Matthew L & Billedo, Lindsey Ann A	53-08-17-100-300.440-008	1599	1B	N	\$ -	\$ -	\$ -	\$ -	\$ 467.72	\$ -	\$ -	\$ 467.72	\$ 467.72
Bareng, Edward JT	53-08-17-100-300.441-008	1599	1B	N	\$ -	\$ -	\$ -	\$ -	\$ 227.39	\$ -	\$ -	\$ 227.39	\$ 227.39
Dermisek, Radovan	53-08-17-100-300.442-008	1599	1B	N	\$ -	\$ -	\$ -	\$ -	\$ 98.01	\$ -	\$ -	\$ 98.01	\$ 98.01
Frey, Georgia C Living Trust; w/l/e Frey Georgia C	53-08-17-100-300.443-008	1599	1B	N	\$ -	\$ -	\$ -	\$ -	\$ 220.14	\$ -	\$ -	\$ 220.14	\$ 220.14
Lovig, Daniel T & Lorraine T	53-08-17-102-009.000-008		1B	N	\$ -	\$ -	\$ -	\$ -	\$ -	\$ -	\$ -	\$ -	\$ -

City of Bloomington

Area #1B: South-West Annexation Area - Circuit Breaker Impacts Analysis

Owner Name	Parcel #	Waiver	Annexation Area	AG	Pre-Annex 1% CB Credits	Pre-Annex 2% CB Credits	Pre-Annex 65 & Over CB Credits	Pre-Annex Total CB Credits	Post-Annex 1% CB Credits	Post-Annex 2% CB Credits	Post-Annex 65 & Over CB Credits	Post-Annex Total CB Credits	Total Post-Annex CB Credits Increase
Burns, Dana E	53-08-17-104-020.000-008		1B	N	\$ -	\$ -	\$ -	\$ -	\$ -	\$ -	\$ -	\$ -	\$ -
JTCT Investments LLC	53-08-17-100-024.000-008		1B	N	\$ -	\$ -	\$ -	\$ -	\$ -	\$ 239.23	\$ -	\$ 239.23	\$ 239.23
Willow Creek Home Owners Association Inc	53-08-17-405-033.000-008		1B	N	\$ -	\$ -	\$ -	\$ -	\$ -	\$ -	\$ -	\$ -	\$ -
Brownstein, Alex	53-08-17-407-043.000-008		1B	N	\$ -	\$ -	\$ -	\$ -	\$ -	\$ -	\$ -	\$ -	\$ -
Savich, Elizabeth D	53-08-17-407-016.000-008	2468	1B	N	\$ -	\$ -	\$ -	\$ -	\$ 72.75	\$ -	\$ -	\$ 72.75	\$ 72.75
Ellis Investment Properties, LLC	53-08-17-407-025.000-008	2444	1B	N	\$ -	\$ -	\$ -	\$ -	\$ -	\$ 220.47	\$ -	\$ 220.47	\$ 220.47
Farmers Properties LLC	53-08-20-200-014.000-008		1B	N	\$ -	\$ -	\$ -	\$ -	\$ -	\$ -	\$ -	\$ -	\$ -
Hutton, Rebecca C; Hutton, James D	53-08-17-108-007.000-008		1B	N	\$ -	\$ -	\$ -	\$ -	\$ -	\$ -	\$ -	\$ -	\$ -
Barbrick, Donna Marie Living Trust	53-08-17-108-008.000-008		1B	N	\$ -	\$ -	\$ -	\$ -	\$ -	\$ -	\$ -	\$ -	\$ -
Holland, Peter James & Amber Lee	53-08-17-108-009.000-008		1B	N	\$ -	\$ -	\$ -	\$ -	\$ 1.11	\$ -	\$ -	\$ 1.11	\$ 1.11
Whaley, Gary D. & Jan M. & Whaley, Jeffrey W.	53-08-17-108-010.000-008		1B	N	\$ -	\$ -	\$ -	\$ -	\$ -	\$ 295.08	\$ -	\$ 295.08	\$ 295.08
Gray, Austin Robert	53-08-17-108-005.000-008		1B	N	\$ -	\$ -	\$ -	\$ -	\$ -	\$ -	\$ -	\$ -	\$ -
Montminy, Theresa D, James A & Chelsea F	53-08-17-108-006.000-008		1B	N	\$ -	\$ -	\$ -	\$ -	\$ -	\$ -	\$ -	\$ -	\$ -
Turner, Sandra K	53-08-17-108-003.000-008		1B	N	\$ -	\$ -	\$ -	\$ -	\$ -	\$ -	\$ -	\$ -	\$ -
Jenks, Lisa A	53-08-17-108-001.000-008		1B	N	\$ -	\$ -	\$ -	\$ -	\$ -	\$ 333.86	\$ -	\$ 333.86	\$ 333.86
Beyers, Gabriel L & Brandy M	53-08-17-108-002.000-008		1B	N	\$ -	\$ -	\$ -	\$ -	\$ 96.75	\$ -	\$ -	\$ 96.75	\$ 96.75
Asare, Isak Nti & Mariah Nti	53-08-17-108-004.000-008		1B	N	\$ -	\$ -	\$ -	\$ -	\$ -	\$ -	\$ -	\$ -	\$ -
Lighthouse Christian Academy Inc	53-08-20-300-018.000-008	2038	1B	N	\$ -	\$ -	\$ -	\$ -	\$ -	\$ -	\$ -	\$ -	\$ -
Wylie, Debra K	53-08-17-301-056.000-008	1599	1B	N	\$ -	\$ -	\$ -	\$ -	\$ 108.76	\$ -	\$ -	\$ 108.76	\$ 108.76
Helms, Barry L & Kelly J	53-08-17-301-058.000-008	1599	1B	N	\$ -	\$ -	\$ -	\$ -	\$ 263.60	\$ -	\$ -	\$ 263.60	\$ 263.60
Nicholson, Brian D & Kim K	53-08-17-301-027.000-008	1599	1B	N	\$ -	\$ -	\$ -	\$ -	\$ -	\$ -	\$ -	\$ -	\$ -
Weller, Benjamin F & Holly L	53-08-17-301-165.000-008	1599	1B	N	\$ -	\$ -	\$ -	\$ -	\$ 192.39	\$ -	\$ -	\$ 192.39	\$ 192.39
Highlands Subdivision Homeowners Association Inc	53-08-17-301-161.000-008	1599	1B	N	\$ -	\$ -	\$ -	\$ -	\$ -	\$ -	\$ -	\$ -	\$ -
Martin, Megan R & Brandon R	53-08-17-301-067.000-008	1599	1B	N	\$ -	\$ -	\$ -	\$ -	\$ 213.92	\$ -	\$ -	\$ 213.92	\$ 213.92
Carpenter, Jeffrey T & Tayra D	53-08-17-301-041.000-008	1599	1B	N	\$ -	\$ -	\$ -	\$ -	\$ -	\$ -	\$ -	\$ -	\$ -
Hamilton, Wallace & Sandra J	53-08-17-301-042.000-008	1599	1B	N	\$ -	\$ -	\$ -	\$ -	\$ 97.18	\$ -	\$ -	\$ 97.18	\$ 97.18
Crum, Matthew R & Emily N	53-08-17-301-112.000-008	1599	1B	N	\$ -	\$ -	\$ -	\$ -	\$ 305.83	\$ -	\$ -	\$ 305.83	\$ 305.83
Yeager, Joshua D & Mako, Karen D	53-08-17-301-107.000-008	1599	1B	N	\$ -	\$ -	\$ -	\$ -	\$ 264.86	\$ -	\$ -	\$ 264.86	\$ 264.86
Rajai, Mohammad & Jalane Deckard	53-08-17-301-167.000-008	1599	1B	N	\$ -	\$ -	\$ -	\$ -	\$ 306.26	\$ -	\$ -	\$ 306.26	\$ 306.26
Brauer, Sara M	53-08-17-301-121.000-008	1599	1B	N	\$ -	\$ -	\$ -	\$ -	\$ 196.95	\$ -	\$ -	\$ 196.95	\$ 196.95
Podicheti, Murali & Jagirdar, Roopa Kiran	53-08-17-301-114.000-008	1599	1B	N	\$ -	\$ -	\$ -	\$ -	\$ 52.03	\$ -	\$ -	\$ 52.03	\$ 52.03
Swan, David & Desiree	53-08-17-108-011.000-008		1B	N	\$ -	\$ -	\$ -	\$ -	\$ -	\$ -	\$ -	\$ -	\$ -
Zonkel, Christine	53-08-17-108-012.000-008		1B	N	\$ -	\$ -	\$ -	\$ -	\$ -	\$ -	\$ -	\$ -	\$ -
Thrush, Robert Scott	53-08-17-108-013.000-008		1B	N	\$ -	\$ -	\$ -	\$ -	\$ -	\$ -	\$ -	\$ -	\$ -
Rucola Dev Corp	53-08-17-200-001.000-008	1253	1B	N	\$ -	\$ -	\$ -	\$ -	\$ -	\$ -	\$ -	\$ -	\$ -
Owens, Brandon Kyle	53-08-17-107-008.000-008		1B	N	\$ -	\$ -	\$ -	\$ -	\$ -	\$ -	\$ -	\$ -	\$ -
Forman, Maureen & Christopher Koester	53-08-17-107-012.000-008		1B	N	\$ -	\$ -	\$ -	\$ -	\$ -	\$ -	\$ -	\$ -	\$ -
Zinser, Zachary Alan & Diana Jane Weinblatt	53-08-17-107-004.000-008		1B	N	\$ -	\$ -	\$ -	\$ -	\$ -	\$ -	\$ -	\$ -	\$ -
Martindale, Matthew S & Elizabeth A	53-08-17-107-001.000-008		1B	N	\$ -	\$ -	\$ -	\$ -	\$ -	\$ -	\$ -	\$ -	\$ -
Talbot, Michelle H; Talbot, Sue H & Talbot, Robert M Jr	53-08-17-107-003.000-008		1B	N	\$ -	\$ -	\$ -	\$ -	\$ -	\$ -	\$ -	\$ -	\$ -

City of Bloomington

Area #1B: South-West Annexation Area - Circuit Breaker Impacts Analysis

Owner Name	Parcel #	Waiver	Annexation Area	AG	Pre-Annex 1% CB Credits	Pre-Annex 2% CB Credits	Pre-Annex 65 & Over CB Credits	Pre-Annex Total CB Credits	Post-Annex 1% CB Credits	Post-Annex 2% CB Credits	Post-Annex 65 & Over CB Credits	Post-Annex Total CB Credits	Total Post-Annex CB Credits Increase
Sayre, Katherine M	53-08-17-107-002.000-008		1B	N	\$ -	\$ -	\$ -	\$ -	\$ -	\$ 292.97	\$ -	\$ 292.97	\$ 292.97
Brown, Kristi L	53-08-17-301-168.000-008	1599	1B	N	\$ -	\$ -	\$ -	\$ -	\$ 234.21	\$ -	\$ -	\$ 234.21	\$ 234.21
Steele, Nelson E & Elizabeth A	53-08-17-301-163.000-008	1599	1B	N	\$ -	\$ -	\$ -	\$ -	\$ 45.00	\$ -	\$ -	\$ 45.00	\$ 45.00
Bragin, Nicholas A & Anna M	53-08-17-301-137.000-008	1599	1B	N	\$ -	\$ -	\$ -	\$ -	\$ 359.46	\$ -	\$ -	\$ 359.46	\$ 359.46
Kluesner, Linus W & Nancy M	53-08-17-301-177.000-008	1599	1B	N	\$ -	\$ -	\$ -	\$ -	\$ 184.12	\$ -	\$ -	\$ 184.12	\$ 184.12
Calloway, Jeffrey G & Amy E	53-08-17-301-171.000-008	1599	1B	N	\$ -	\$ -	\$ -	\$ -	\$ 299.64	\$ -	\$ -	\$ 299.64	\$ 299.64
Kaatz, Jean L	53-08-17-301-120.000-008	1599	1B	N	\$ -	\$ -	\$ -	\$ -	\$ 449.11	\$ -	\$ -	\$ 449.11	\$ 449.11
Kleinbauer, L Mark & Susan K	53-08-17-100-044.000-008		1B	N	\$ -	\$ -	\$ -	\$ -	\$ -	\$ -	\$ -	\$ -	\$ -
Hays, David K w/le Tony Delayed Hays	53-08-17-400-024.000-008		1B	N	\$ -	\$ -	\$ -	\$ -	\$ -	\$ -	\$ -	\$ -	\$ -
Wulf, Anne W	53-08-17-103-004.000-008		1B	N	\$ -	\$ -	\$ -	\$ -	\$ 17.68	\$ -	\$ -	\$ 17.68	\$ 17.68
Ellington, Jeffrey E & Hope Habbe	53-08-20-100-013.000-008		1B	N	\$ -	\$ -	\$ -	\$ -	\$ -	\$ -	\$ -	\$ -	\$ -
E R W Corp	53-08-20-100-030.000-008	2266	1B	N	\$ -	\$ -	\$ -	\$ -	\$ -	\$ -	\$ -	\$ -	\$ -
Gall, Mark A	53-08-20-102-003.000-008	1157	1B	N	\$ -	\$ -	\$ -	\$ -	\$ 178.33	\$ -	\$ -	\$ 178.33	\$ 178.33
Ranz, Jaclyn	53-08-20-102-015.000-008	1157	1B	N	\$ -	\$ -	\$ -	\$ -	\$ 16.44	\$ -	\$ -	\$ 16.44	\$ 16.44
George, Edward J. & Mary Ellen	53-08-20-102-012.000-008	1157	1B	N	\$ -	\$ -	\$ -	\$ -	\$ 137.34	\$ -	\$ -	\$ 137.34	\$ 137.34
Owicki, Eleanor A	53-08-20-102-006.000-008	1157	1B	N	\$ -	\$ -	\$ -	\$ -	\$ 58.67	\$ -	\$ -	\$ 58.67	\$ 58.67
Towle, Susan M & Towle, Cheryl D	53-08-20-102-005.000-008	1157	1B	N	\$ -	\$ -	\$ -	\$ -	\$ 34.65	\$ -	\$ -	\$ 34.65	\$ 34.65
Belcher, Thomas J & Sherrill A	53-08-20-102-007.000-008	1157	1B	N	\$ -	\$ -	\$ -	\$ -	\$ -	\$ 360.00	\$ -	\$ 360.00	\$ 360.00
Fullerton LLC	53-08-19-200-049.000-008		1B	N	\$ -	\$ -	\$ -	\$ -	\$ -	\$ -	\$ -	\$ -	\$ -
Rudicil, Karen K	53-08-17-102-070.000-008		1B	N	\$ -	\$ -	\$ -	\$ -	\$ 18.51	\$ -	\$ -	\$ 18.51	\$ 18.51
Eck, Jon C & Starr L	53-08-17-100-002.000-008	1313	1B	N	\$ -	\$ -	\$ -	\$ -	\$ 10.23	\$ -	\$ -	\$ 10.23	\$ 10.23
McConahay, Mark & Kathleen	53-08-17-110-005.000-008	2356	1B	N	\$ -	\$ -	\$ -	\$ -	\$ -	\$ -	\$ -	\$ -	\$ -
Quimby, Joshua C & Claire E	53-08-20-102-004.000-008	1157	1B	N	\$ -	\$ -	\$ -	\$ -	\$ 213.09	\$ -	\$ -	\$ 213.09	\$ 213.09
Qualls, George A & Barbara S	53-08-20-102-009.000-008	1157	1B	N	\$ -	\$ -	\$ -	\$ -	\$ -	\$ -	\$ -	\$ -	\$ -
Hacker, Joseph II	53-01-40-892-000.000-008		1B	N	\$ -	\$ -	\$ -	\$ -	\$ -	\$ -	\$ -	\$ -	\$ -
RSSJ Rentals LLC	53-08-19-200-028.000-008		1B	N	\$ -	\$ -	\$ -	\$ -	\$ -	\$ 302.04	\$ -	\$ 302.04	\$ 302.04
Burcham, Douglas Joe & Rita Kay	53-08-17-401-015.000-008	1358	1B	N	\$ -	\$ -	\$ -	\$ -	\$ -	\$ -	\$ -	\$ -	\$ -
Duncan, Inez M Revocable Living Trust	53-08-17-401-009.000-008		1B	N	\$ -	\$ -	\$ -	\$ -	\$ -	\$ -	\$ -	\$ -	\$ -
Country Club Terrace Land LLC	53-08-17-401-011.000-008		1B	N	\$ -	\$ -	\$ -	\$ -	\$ -	\$ 1,790.73	\$ -	\$ 1,790.73	\$ 1,790.73
Duncan, Brandon	53-08-17-401-014.000-008		1B	N	\$ -	\$ -	\$ -	\$ -	\$ -	\$ -	\$ -	\$ -	\$ -
Johnson, Dennis L. & Linda J.	53-08-17-407-041.000-008		1B	N	\$ -	\$ -	\$ -	\$ -	\$ -	\$ -	\$ -	\$ -	\$ -
Shields, Anthony J	53-08-19-200-029.000-008		1B	N	\$ -	\$ -	\$ -	\$ -	\$ -	\$ -	\$ -	\$ -	\$ -
Burke, Alexander L & Sarah B Davis	53-08-17-102-003.000-008		1B	N	\$ -	\$ -	\$ -	\$ -	\$ -	\$ -	\$ -	\$ -	\$ -
Boling, Todd & Beth	53-01-40-111-000.000-008	2169	1B	Y	\$ -	\$ -	\$ -	\$ -	\$ -	\$ -	\$ -	\$ -	\$ -
Moore, Brian E & Carla S	53-08-18-400-001.000-008	2169	1B	N	\$ -	\$ -	\$ -	\$ -	\$ 12,166.24	\$ 110.66	\$ -	\$ 12,276.90	\$ 12,276.90
City of Bloomington, Indiana	53-01-40-111-003.000-008		1B	N	\$ -	\$ -	\$ -	\$ -	\$ -	\$ -	\$ -	\$ -	\$ -
City of Bloomington, Indiana	53-08-18-400-002.000-008		1B	N	\$ -	\$ -	\$ -	\$ -	\$ -	\$ -	\$ -	\$ -	\$ -
McGuire, Ashley E	53-08-17-204-008.000-008		1B	N	\$ -	\$ -	\$ -	\$ -	\$ -	\$ -	\$ -	\$ -	\$ -
McGuire, Judith A	53-08-17-102-052.000-008		1B	N	\$ -	\$ -	\$ -	\$ -	\$ -	\$ 290.02	\$ -	\$ 290.02	\$ 290.02
Seyller, Michael C & Cox, Mark	53-08-17-107-010.000-008		1B	N	\$ -	\$ -	\$ -	\$ -	\$ -	\$ -	\$ -	\$ -	\$ -
Bracken, James J & Daryl L	53-08-17-107-005.000-008		1B	N	\$ -	\$ -	\$ -	\$ -	\$ -	\$ -	\$ -	\$ -	\$ -
Kessler, Mary Lou	53-08-17-107-006.000-008		1B	N	\$ -	\$ -	\$ -	\$ -	\$ -	\$ -	\$ -	\$ -	\$ -
Roney, Timothy L & Jodi M	53-08-17-107-009.000-008		1B	N	\$ -	\$ -	\$ -	\$ -	\$ -	\$ -	\$ -	\$ -	\$ -
Harms, Matthew G	53-08-17-107-011.000-008		1B	N	\$ -	\$ -	\$ -	\$ -	\$ -	\$ -	\$ -	\$ -	\$ -
Hofferth, John W & Lesa G	53-01-41-741-039.000-008	1730	1B	N	\$ -	\$ -	\$ -	\$ -	\$ -	\$ -	\$ -	\$ -	\$ -
Davidson, Kathy J	53-01-41-741-040.000-008	1730	1B	N	\$ -	\$ -	\$ -	\$ -	\$ -	\$ -	\$ -	\$ -	\$ -
Bomba, Elizabeth	53-01-41-741-041.000-008	1730	1B	N	\$ -	\$ -	\$ -	\$ -	\$ -	\$ 264.52	\$ -	\$ 264.52	\$ 264.52
Benckart, Kelsy L	53-01-41-741-042.000-008	1730	1B	N	\$ -	\$ -	\$ -	\$ -	\$ -	\$ -	\$ -	\$ -	\$ -

City of Bloomington

Area #1B: South-West Annexation Area - Circuit Breaker Impacts Analysis

Owner Name	Parcel #	Waiver	Annexation Area	AG	Pre-Annex 1% CB Credits	Pre-Annex 2% CB Credits	Pre-Annex 65 & Over CB Credits	Pre-Annex Total CB Credits	Post-Annex 1% CB Credits	Post-Annex 2% CB Credits	Post-Annex 65 & Over CB Credits	Post-Annex Total CB Credits	Total Post-Annex CB Credits Increase
Rubeck, Ronald R & M Kathleen	53-01-41-741-043.000-008	1730	1B	N	\$ -	\$ -	\$ -	\$ -	\$ -	\$ 268.52	\$ -	\$ 268.52	\$ 268.52
Rubeck, Brent Ryan	53-01-41-741-044.000-008	1730	1B	N	\$ -	\$ -	\$ -	\$ -	\$ -	\$ 268.52	\$ -	\$ 268.52	\$ 268.52
Edwards, Tina N	53-01-41-741-045.000-008	1730	1B	N	\$ -	\$ -	\$ -	\$ -	\$ -	\$ -	\$ -	\$ -	\$ -
Taylor, Jill L	53-01-41-741-046.000-008	1730	1B	N	\$ -	\$ -	\$ -	\$ -	\$ -	\$ -	\$ -	\$ -	\$ -
Roehling, Steven R	53-01-41-741-047.000-008	1730	1B	N	\$ -	\$ -	\$ -	\$ -	\$ -	\$ -	\$ -	\$ -	\$ -
Harris, John H	53-01-41-741-048.000-008	1730	1B	N	\$ -	\$ -	\$ -	\$ -	\$ -	\$ -	\$ -	\$ -	\$ -
Agh, Ryan E & Agh, Julius C & Terri S	53-01-41-741-049.000-008	1730	1B	N	\$ -	\$ -	\$ -	\$ -	\$ -	\$ -	\$ -	\$ -	\$ -
Smith, Neil; Kaley, Emily	53-08-17-301-140.000-008	1599	1B	N	\$ -	\$ -	\$ -	\$ -	\$ 100.07	\$ -	\$ -	\$ 100.07	\$ 100.07
Granger, Robert Edward & Meredith Michelle	53-08-17-301-132.000-008	1599	1B	N	\$ -	\$ -	\$ -	\$ -	\$ 211.86	\$ -	\$ -	\$ 211.86	\$ 211.86
Wang, Yi	53-08-17-301-176.000-008	1599	1B	N	\$ -	\$ -	\$ -	\$ -	\$ 127.82	\$ -	\$ -	\$ 127.82	\$ 127.82
Cady, Dorn D & Kimberly K	53-08-17-301-185.000-008	1599	1B	N	\$ -	\$ -	\$ -	\$ -	\$ -	\$ -	\$ -	\$ -	\$ -
Steele, James R & Jennifer	53-08-17-301-184.000-008	1599	1B	N	\$ -	\$ -	\$ -	\$ -	\$ 268.59	\$ -	\$ -	\$ 268.59	\$ 268.59
Dennist, Dedic R	53-08-17-301-147.000-008	1599	1B	N	\$ -	\$ -	\$ -	\$ -	\$ -	\$ 351.61	\$ -	\$ 351.61	\$ 351.61
Staten, Jessica G & Dobbs, Shane	53-08-17-301-199.000-008	1599	1B	N	\$ -	\$ -	\$ -	\$ -	\$ 437.70	\$ -	\$ -	\$ 437.70	\$ 437.70
Anderson, Dana L & Thalia M	53-08-17-301-198.000-008	1599	1B	N	\$ -	\$ -	\$ -	\$ -	\$ 387.41	\$ -	\$ -	\$ 387.41	\$ 387.41
Jerome, John R & Roseanne G	53-08-17-301-139.000-008	1599	1B	N	\$ -	\$ -	\$ -	\$ -	\$ -	\$ -	\$ -	\$ -	\$ -
Weeks, Doris M	53-08-17-301-138.000-008	1599	1B	N	\$ -	\$ -	\$ -	\$ -	\$ 291.35	\$ -	\$ -	\$ 291.35	\$ 291.35
Liu, Zifei	53-08-17-301-127.000-008	1599	1B	N	\$ -	\$ -	\$ -	\$ -	\$ 424.26	\$ -	\$ -	\$ 424.26	\$ 424.26
Brown, Paul D	53-08-17-301-118.000-008	1599	1B	N	\$ -	\$ -	\$ -	\$ -	\$ 318.27	\$ -	\$ -	\$ 318.27	\$ 318.27
Salva, Christian Robelle V	53-08-17-301-219.000-008	1599	1B	N	\$ -	\$ -	\$ -	\$ -	\$ 141.47	\$ -	\$ -	\$ 141.47	\$ 141.47
Smith, Jay D & Marlene H	53-08-17-301-119.000-008	1599	1B	N	\$ -	\$ -	\$ -	\$ -	\$ 427.15	\$ -	\$ -	\$ 427.15	\$ 427.15
Bullman, Nicholas D	53-08-17-301-217.000-008	1599	1B	N	\$ -	\$ -	\$ -	\$ -	\$ 118.71	\$ -	\$ -	\$ 118.71	\$ 118.71
Whitt, Robert D & Susan C	53-08-17-301-218.000-008	1599	1B	N	\$ -	\$ -	\$ -	\$ -	\$ 488.42	\$ -	\$ -	\$ 488.42	\$ 488.42
Hanlon, Cosima A	53-08-17-300-004.000-008	1599	1B	N	\$ -	\$ -	\$ -	\$ -	\$ 301.70	\$ -	\$ -	\$ 301.70	\$ 301.70
Aguilar, Abel R	53-08-17-301-170.000-008	1599	1B	N	\$ -	\$ -	\$ -	\$ -	\$ 450.75	\$ -	\$ -	\$ 450.75	\$ 450.75
Leffel, Kyle G & Jordan	53-08-17-301-220.000-008	1599	1B	N	\$ -	\$ -	\$ -	\$ -	\$ 328.62	\$ -	\$ -	\$ 328.62	\$ 328.62
Foley, Paul Michael III	53-08-17-105-001.000-008	1730	1B	N	\$ -	\$ -	\$ -	\$ -	\$ -	\$ 182.99	\$ -	\$ 182.99	\$ 182.99
Brentwood Development Corp.	53-08-17-105-003.000-008	1253	1B	N	\$ -	\$ -	\$ -	\$ -	\$ -	\$ -	\$ -	\$ -	\$ -
Devine, Tyler A	53-08-17-106-018.000-008		1B	N	\$ -	\$ -	\$ -	\$ -	\$ -	\$ -	\$ -	\$ -	\$ -
Desmond, Joshua G	53-08-17-106-004.000-008		1B	N	\$ -	\$ -	\$ -	\$ -	\$ -	\$ -	\$ -	\$ -	\$ -
Antalis, Michael S & Megan E	53-08-17-106-007.000-008		1B	N	\$ -	\$ -	\$ -	\$ -	\$ -	\$ -	\$ -	\$ -	\$ -
Knipstine, Eric D; Springer, Abigail N	53-08-17-102-008.000-008		1B	N	\$ -	\$ -	\$ -	\$ -	\$ -	\$ -	\$ -	\$ -	\$ -
Jordan, Robert D & Jacqueline	53-08-18-103-003.313-008	1599	1B	N	\$ -	\$ -	\$ -	\$ -	\$ 407.28	\$ -	\$ -	\$ 407.28	\$ 407.28
Highlands Homeowners Association Inc	53-08-18-103-003.454-008	1599	1B	N	\$ -	\$ -	\$ -	\$ -	\$ -	\$ -	\$ -	\$ -	\$ -
Highlands Homeowners Association Inc	53-01-41-708-900.000-008	1599	1B	N	\$ -	\$ -	\$ -	\$ -	\$ -	\$ -	\$ -	\$ -	\$ -
Highlands Homeowners Association Inc	53-01-41-709-000.000-008	1599	1B	N	\$ -	\$ -	\$ -	\$ -	\$ -	\$ -	\$ -	\$ -	\$ -
CPW Properties LLC	53-01-41-709-001.000-008	1447	1B	N	\$ -	\$ -	\$ -	\$ -	\$ -	\$ -	\$ -	\$ -	\$ -
Letner, John W & Kimberly M	53-08-20-102-010.000-008	1157	1B	N	\$ -	\$ -	\$ -	\$ -	\$ 40.45	\$ -	\$ -	\$ 40.45	\$ 40.45
Dafoe, Alan R & Donna J	53-08-20-102-013.000-008	1157	1B	N	\$ -	\$ -	\$ -	\$ -	\$ 162.60	\$ -	\$ -	\$ 162.60	\$ 162.60
Galyan, Barry K. & Brenda K.	53-08-20-102-002.000-008	1157	1B	N	\$ -	\$ -	\$ -	\$ -	\$ 403.96	\$ -	\$ -	\$ 403.96	\$ 403.96
Martinez, Alfredo & Ofelia	53-08-20-102-001.000-008	1157	1B	N	\$ -	\$ -	\$ -	\$ -	\$ 72.32	\$ -	\$ -	\$ 72.32	\$ 72.32
Giesler, Jason Edward & Jennifer A Long	53-08-20-102-014.000-008	1157	1B	N	\$ -	\$ -	\$ -	\$ -	\$ 52.46	\$ -	\$ -	\$ 52.46	\$ 52.46
Blauvelt, Linda D	53-08-20-103-027.000-008		1B	N	\$ -	\$ -	\$ -	\$ -	\$ 324.89	\$ -	\$ -	\$ 324.89	\$ 324.89
Tow, Charles Byron & Carol A	53-08-20-103-028.000-008		1B	N	\$ -	\$ -	\$ -	\$ -	\$ 192.81	\$ -	\$ -	\$ 192.81	\$ 192.81

City of Bloomington

Area #1B: South-West Annexation Area - Circuit Breaker Impacts Analysis

Owner Name	Parcel #	Waiver	Annexation Area	AG	Pre-Annex 1% CB Credits	Pre-Annex 2% CB Credits	Pre-Annex 65 & Over CB Credits	Pre-Annex Total CB Credits	Post-Annex 1% CB Credits	Post-Annex 2% CB Credits	Post-Annex 65 & Over CB Credits	Post-Annex Total CB Credits	Total Post-Annex CB Credits Increase
Hochstetler, Brian E & Amy B	53-08-20-103-007.000-008		1B	N	\$ -	\$ -	\$ -	\$ -	\$ 96.75	\$ -	\$ -	\$ 96.75	\$ 96.75
Simpson, Harold V I & Jane	53-08-20-103-009.000-008		1B	N	\$ -	\$ -	\$ -	\$ -	\$ 97.17	\$ -	\$ -	\$ 97.17	\$ 97.17
Balk, Suzanne M	53-08-20-103-029.000-008		1B	N	\$ -	\$ -	\$ -	\$ -	\$ 278.51	\$ -	\$ -	\$ 278.51	\$ 278.51
Lauella, Keith T & Karen E	53-08-20-103-012.000-008		1B	N	\$ -	\$ -	\$ -	\$ -	\$ 155.97	\$ -	\$ -	\$ 155.97	\$ 155.97
Ellis, Erin L; Muse, Jennifer L	53-08-20-103-011.000-008		1B	N	\$ -	\$ -	\$ -	\$ -	\$ 40.45	\$ -	\$ -	\$ 40.45	\$ 40.45
McMillan, Marylou	53-08-20-103-016.000-008		1B	N	\$ -	\$ -	\$ -	\$ -	\$ -	\$ -	\$ -	\$ -	\$ -
Brown, Fredina T	53-08-20-103-015.000-008		1B	N	\$ -	\$ -	\$ -	\$ -	\$ 84.34	\$ -	\$ -	\$ 84.34	\$ 84.34
Fosha, Joel F & Sherilyn M Living Trust	53-08-20-103-010.000-008		1B	N	\$ -	\$ -	\$ -	\$ -	\$ -	\$ -	\$ -	\$ -	\$ -
Teuschler, Jacob M & Tashi L	53-08-20-103-001.000-008		1B	N	\$ -	\$ -	\$ -	\$ -	\$ 251.61	\$ -	\$ -	\$ 251.61	\$ 251.61
Day, Kenneth G. & Lana J.	53-08-20-103-014.000-008		1B	N	\$ -	\$ -	\$ -	\$ -	\$ 110.42	\$ -	\$ -	\$ 110.42	\$ 110.42
Cook, Bradley D & Emily L	53-08-20-103-005.000-008		1B	N	\$ -	\$ -	\$ -	\$ -	\$ 18.92	\$ -	\$ -	\$ 18.92	\$ 18.92
Holtscaw, James W	53-08-20-103-004.000-008		1B	N	\$ -	\$ -	\$ -	\$ -	\$ 102.97	\$ -	\$ -	\$ 102.97	\$ 102.97
Lent, Randall L & Lisa K	53-08-20-103-020.000-008		1B	N	\$ -	\$ -	\$ -	\$ -	\$ 28.86	\$ -	\$ -	\$ 28.86	\$ 28.86
Anderson, Robert W. & Sara B.	53-08-20-103-019.000-008		1B	N	\$ -	\$ -	\$ -	\$ -	\$ 230.91	\$ -	\$ -	\$ 230.91	\$ 230.91
Garcia, John P. & Frances	53-08-20-103-026.000-008		1B	N	\$ -	\$ -	\$ -	\$ -	\$ 40.45	\$ -	\$ -	\$ 40.45	\$ 40.45
Bryant, Christopher Michael & Anna Barbara Kearney	53-08-20-103-013.000-008		1B	N	\$ -	\$ -	\$ -	\$ -	\$ 95.92	\$ -	\$ -	\$ 95.92	\$ 95.92
Schnaars, Matthew H & Elise L A	53-08-17-401-003.000-008		1B	N	\$ -	\$ -	\$ -	\$ -	\$ -	\$ -	\$ -	\$ -	\$ -
Claerbout, Mark E & Patricia G Trust	53-08-17-102-060.000-008		1B	N	\$ -	\$ -	\$ -	\$ -	\$ 158.04	\$ -	\$ -	\$ 158.04	\$ 158.04
Vogt, Angela R. & Kimberly S.	53-08-17-402-007.000-008	1297	1B	N	\$ -	\$ -	\$ -	\$ -	\$ 320.76	\$ -	\$ -	\$ 320.76	\$ 320.76
Charles, William D. & Denisee Stamps	53-08-17-102-076.000-008		1B	N	\$ -	\$ -	\$ -	\$ -	\$ -	\$ -	\$ -	\$ -	\$ -
Chandler, Joel S	53-08-17-110-010.000-008		1B	N	\$ -	\$ -	\$ -	\$ -	\$ -	\$ -	\$ -	\$ -	\$ -
Rogers, Wygonka Kay and Rogers Aaron D	53-08-17-407-007.000-008	1269	1B	N	\$ -	\$ -	\$ -	\$ -	\$ -	\$ -	\$ -	\$ -	\$ -
Robinson, Kelsie T	53-08-17-104-011.000-008	1305	1B	N	\$ -	\$ -	\$ -	\$ -	\$ -	\$ -	\$ -	\$ -	\$ -
Hendon, Nolan H	53-08-17-104-004.000-008		1B	N	\$ -	\$ -	\$ -	\$ -	\$ -	\$ -	\$ -	\$ -	\$ -
Sams, Gwendolyn E	53-08-17-102-059.000-008		1B	N	\$ -	\$ -	\$ -	\$ -	\$ -	\$ -	\$ -	\$ -	\$ -
Baker, Tammy T	53-08-17-204-003.000-008		1B	N	\$ -	\$ -	\$ -	\$ -	\$ -	\$ -	\$ -	\$ -	\$ -
Kidd, Devta Linda	53-08-17-102-038.000-008		1B	N	\$ -	\$ -	\$ -	\$ -	\$ -	\$ -	\$ -	\$ -	\$ -
OMullane, Martha A	53-08-17-103-002.000-008		1B	N	\$ -	\$ -	\$ -	\$ -	\$ 43.30	\$ -	\$ -	\$ 43.30	\$ 43.30
Bland, Dirk R & Nicki N	53-08-17-100-004.000-008	1355	1B	N	\$ -	\$ -	\$ -	\$ -	\$ 184.53	\$ -	\$ -	\$ 184.53	\$ 184.53
Mitchell, Monica L	53-08-20-101-003.000-008	2496	1B	N	\$ -	\$ -	\$ -	\$ -	\$ -	\$ 270.00	\$ -	\$ 270.00	\$ 270.00
Campbell, Ellen M	53-08-17-106-016.000-008		1B	N	\$ -	\$ -	\$ -	\$ -	\$ -	\$ -	\$ -	\$ -	\$ -
Cofield, Daryle & Michelle	53-08-17-106-003.000-008		1B	N	\$ -	\$ -	\$ -	\$ -	\$ -	\$ -	\$ -	\$ -	\$ -
Nickel, Nathan & Sarah A	53-08-17-106-014.000-008		1B	N	\$ -	\$ -	\$ -	\$ -	\$ -	\$ -	\$ -	\$ -	\$ -
Holland, Jeffrey	53-08-17-106-001.000-008		1B	N	\$ -	\$ -	\$ -	\$ -	\$ -	\$ -	\$ -	\$ -	\$ -
Jones, Janssen B & Nicole N	53-08-17-106-005.000-008		1B	N	\$ -	\$ -	\$ -	\$ -	\$ -	\$ -	\$ -	\$ -	\$ -
Schipp, Stephanie C & Nathan	53-08-17-107-007.000-008		1B	N	\$ -	\$ -	\$ -	\$ -	\$ 7.33	\$ -	\$ -	\$ 7.33	\$ 7.33
Geiss, Craig J & Lauren V	53-08-17-106-008.000-008		1B	N	\$ -	\$ -	\$ -	\$ -	\$ -	\$ -	\$ -	\$ -	\$ -
Kyles, Sylvester & Tina M	53-08-17-106-013.000-008		1B	N	\$ -	\$ -	\$ -	\$ -	\$ -	\$ -	\$ -	\$ -	\$ -
Ford, Brian J & Jaimmie L	53-08-17-106-011.000-008		1B	N	\$ -	\$ -	\$ -	\$ -	\$ -	\$ -	\$ -	\$ -	\$ -
Neary, Brian D & Michele A	53-01-41-741-064.000-008		1B	N	\$ -	\$ -	\$ -	\$ -	\$ -	\$ 342.51	\$ -	\$ 342.51	\$ 342.51
Paine, Gary A & Melony K	53-08-17-106-010.000-008		1B	N	\$ -	\$ -	\$ -	\$ -	\$ -	\$ 316.79	\$ -	\$ 316.79	\$ 316.79
Arvin, Charels & Isobel S Rev Living Trust	53-08-17-106-012.000-008		1B	N	\$ -	\$ -	\$ -	\$ -	\$ -	\$ 329.23	\$ -	\$ 329.23	\$ 329.23
Richardson, Ryan & Lora	53-08-17-106-017.000-008		1B	N	\$ -	\$ -	\$ -	\$ -	\$ 64.04	\$ -	\$ -	\$ 64.04	\$ 64.04
Greenlee, Joshua D	53-08-17-106-002.000-008		1B	N	\$ -	\$ -	\$ -	\$ -	\$ -	\$ -	\$ -	\$ -	\$ -
Sovinski, Ramona	53-08-17-106-015.000-008		1B	N	\$ -	\$ -	\$ 564.00	\$ 564.00	\$ -	\$ -	\$ 1,224.98	\$ 1,224.98	\$ 660.98

City of Bloomington

Area #1B: South-West Annexation Area - Circuit Breaker Impacts Analysis

Owner Name	Parcel #	Waiver	Annexation Area	AG	Pre-Annex 1% CB Credits	Pre-Annex 2% CB Credits	Pre-Annex 65 & Over CB Credits	Pre-Annex Total CB Credits	Post-Annex 1% CB Credits	Post-Annex 2% CB Credits	Post-Annex 65 & Over CB Credits	Post-Annex Total CB Credits	Total Post-Annex CB Credits Increase
Garnand, Emily C; Smedberg, Nicholas S	53-08-17-106-006.000-008		1B	N	\$ -	\$ -	\$ -	\$ -	\$ -	\$ -	\$ -	\$ -	\$ -
Scifres, Joel A	53-08-17-105-002.000-008	1253	1B	N	\$ -	\$ -	\$ -	\$ -	\$ -	\$ -	\$ -	\$ -	\$ -
Walters, Elizabeth J. & Timothy J. Fuller	53-01-41-741-072.000-008	1253	1B	N	\$ -	\$ -	\$ -	\$ -	\$ -	\$ -	\$ -	\$ -	\$ -
Brentwood, Development	53-01-41-741-073.000-008	1253	1B	N	\$ -	\$ -	\$ -	\$ -	\$ -	\$ -	\$ -	\$ -	\$ -
Rucola Dev Corp	53-08-17-100-001.001-008	2115	1B	N	\$ -	\$ -	\$ -	\$ -	\$ -	\$ -	\$ -	\$ -	\$ -
Ebel-Orr, Emily	53-01-41-741-115.000-008	2115	1B	N	\$ -	\$ -	\$ -	\$ -	\$ -	\$ -	\$ -	\$ -	\$ -
Malone, Ronald D & Reva B	53-08-17-100-017.000-008	1008	1B	N	\$ -	\$ -	\$ 174.00	\$ 174.00	\$ -	\$ -	\$ 721.21	\$ 721.21	\$ 547.21
Highland, Andrew & Anita	53-08-17-301-174.000-008	1599	1B	N	\$ -	\$ -	\$ -	\$ -	\$ 313.71	\$ -	\$ -	\$ 313.71	\$ 313.71
Baldomero, Michael C & Erin	53-08-17-301-181.000-008	1599	1B	N	\$ -	\$ -	\$ -	\$ -	\$ 365.88	\$ -	\$ -	\$ 365.88	\$ 365.88
American Homes 4 Rent Properties Six LLC	53-08-17-301-043.000-008	1599	1B	N	\$ -	\$ -	\$ -	\$ -	\$ -	\$ 525.46	\$ -	\$ 525.46	\$ 525.46
Press, Meggan C & David M	53-08-17-301-069.000-008	1599	1B	N	\$ -	\$ -	\$ -	\$ -	\$ 196.12	\$ -	\$ -	\$ 196.12	\$ 196.12
Miller, Seth & Stacey D	53-08-17-301-145.000-008	1599	1B	N	\$ -	\$ -	\$ -	\$ -	\$ 247.89	\$ -	\$ -	\$ 247.89	\$ 247.89
Massey, Landon K & Cheryl A	53-08-17-301-186.000-008	1599	1B	N	\$ -	\$ -	\$ -	\$ -	\$ 342.49	\$ -	\$ -	\$ 342.49	\$ 342.49
Edwards, Eric J & Jennifer L	53-08-17-301-150.000-008	1599	1B	N	\$ -	\$ -	\$ -	\$ -	\$ 511.21	\$ -	\$ -	\$ 511.21	\$ 511.21
Jones, Kevin J & Bennie A	53-08-17-301-148.000-008	1599	1B	N	\$ -	\$ -	\$ -	\$ -	\$ 612.23	\$ -	\$ -	\$ 612.23	\$ 612.23
Tiwari, Gloria	53-08-17-301-201.000-008	1599	1B	N	\$ -	\$ -	\$ -	\$ -	\$ 489.67	\$ -	\$ -	\$ 489.67	\$ 489.67
Reed, Lauren D & Jacob C	53-08-17-301-183.000-008	1599	1B	N	\$ -	\$ -	\$ -	\$ -	\$ 285.14	\$ -	\$ -	\$ 285.14	\$ 285.14
Simmons, Susan	53-08-17-301-131.000-008	1599	1B	N	\$ -	\$ -	\$ -	\$ -	\$ 354.70	\$ -	\$ -	\$ 354.70	\$ 354.70
Zamani, Shagoofa	53-08-17-301-124.000-008	1599	1B	N	\$ -	\$ -	\$ -	\$ -	\$ 192.39	\$ -	\$ -	\$ 192.39	\$ 192.39
Zilch, Lloyd & Lisa W	53-08-17-301-123.000-008	1599	1B	N	\$ -	\$ -	\$ -	\$ -	\$ 308.32	\$ -	\$ -	\$ 308.32	\$ 308.32
Smith, Tommy D & Cheryl W	53-08-17-301-125.000-008	1599	1B	N	\$ -	\$ -	\$ -	\$ -	\$ 316.20	\$ -	\$ -	\$ 316.20	\$ 316.20
Stephens, Clarence E & Marilyn	53-08-17-301-221.000-008	1599	1B	N	\$ -	\$ -	\$ -	\$ -	\$ 256.57	\$ -	\$ -	\$ 256.57	\$ 256.57
Salzer, Kari E	53-08-17-301-142.000-008	1599	1B	N	\$ -	\$ -	\$ -	\$ -	\$ 106.70	\$ -	\$ -	\$ 106.70	\$ 106.70
Hagenberg, Thomas C & Heather K	53-08-17-301-133.000-008	1599	1B	N	\$ -	\$ -	\$ -	\$ -	\$ 307.92	\$ -	\$ -	\$ 307.92	\$ 307.92
Massey, Leah K Irrevocable Living Trust	53-08-17-301-149.000-008	1599	1B	N	\$ -	\$ -	\$ -	\$ -	\$ 310.39	\$ -	\$ -	\$ 310.39	\$ 310.39
Wickersham, Michael Dylan & Melissa N	53-08-17-301-222.000-008	1599	1B	N	\$ -	\$ -	\$ -	\$ -	\$ 129.06	\$ -	\$ -	\$ 129.06	\$ 129.06
Batalon, Steven E	53-08-17-301-202.000-008	1599	1B	N	\$ -	\$ -	\$ -	\$ -	\$ 315.78	\$ -	\$ -	\$ 315.78	\$ 315.78
Eppley, Christopher J & Julia K	53-08-17-301-072.000-008	1599	1B	N	\$ -	\$ -	\$ -	\$ -	\$ 303.36	\$ -	\$ -	\$ 303.36	\$ 303.36
Valaie, Arman	53-08-17-301-223.000-008	1599	1B	N	\$ -	\$ -	\$ -	\$ -	\$ 357.80	\$ -	\$ -	\$ 357.80	\$ 357.80
Goodwin, Justin E & Angela S Maitland	53-08-17-301-146.000-008	1599	1B	N	\$ -	\$ -	\$ -	\$ -	\$ -	\$ -	\$ -	\$ -	\$ -
CPW Properties LLC	53-01-41-709-002.000-008	1447	1B	N	\$ -	\$ -	\$ -	\$ -	\$ -	\$ -	\$ -	\$ -	\$ -
CPW Properties LLC	53-01-41-709-003.000-008	1447	1B	N	\$ -	\$ -	\$ -	\$ -	\$ -	\$ -	\$ -	\$ -	\$ -
CPW Properties LLC	53-01-41-709-004.000-008	1447	1B	N	\$ -	\$ -	\$ -	\$ -	\$ -	\$ -	\$ -	\$ -	\$ -
CPW Properties LLC	53-01-41-709-005.000-008	1447	1B	N	\$ -	\$ -	\$ -	\$ -	\$ -	\$ -	\$ -	\$ -	\$ -
CPW Properties LLC	53-01-41-709-006.000-008	1447	1B	N	\$ -	\$ -	\$ -	\$ -	\$ -	\$ -	\$ -	\$ -	\$ -
CPW Properties LLC	53-01-41-709-007.000-008	1447	1B	N	\$ -	\$ -	\$ -	\$ -	\$ -	\$ -	\$ -	\$ -	\$ -
CPW Properties LLC	53-01-41-709-008.000-008	1447	1B	N	\$ -	\$ -	\$ -	\$ -	\$ -	\$ -	\$ -	\$ -	\$ -
CPW Properties LLC	53-01-41-709-009.000-008	1447	1B	N	\$ -	\$ -	\$ -	\$ -	\$ -	\$ -	\$ -	\$ -	\$ -
CPW Properties LLC	53-01-41-709-010.000-008	1447	1B	N	\$ -	\$ -	\$ -	\$ -	\$ -	\$ -	\$ -	\$ -	\$ -
CPW Properties LLC	53-01-41-709-011.000-008	1447	1B	N	\$ -	\$ -	\$ -	\$ -	\$ -	\$ -	\$ -	\$ -	\$ -
CPW Properties LLC	53-01-41-709-012.000-008	1447	1B	N	\$ -	\$ -	\$ -	\$ -	\$ -	\$ -	\$ -	\$ -	\$ -
CPW Properties LLC	53-01-41-709-013.000-008	1447	1B	N	\$ -	\$ -	\$ -	\$ -	\$ -	\$ -	\$ -	\$ -	\$ -
CPW Properties LLC	53-01-41-709-014.000-008	1447	1B	N	\$ -	\$ -	\$ -	\$ -	\$ -	\$ -	\$ -	\$ -	\$ -
CPW Properties LLC	53-01-41-709-015.000-008	1447	1B	N	\$ -	\$ -	\$ -	\$ -	\$ -	\$ -	\$ -	\$ -	\$ -
CPW Properties LLC	53-01-41-709-016.000-008	1447	1B	N	\$ -	\$ -	\$ -	\$ -	\$ -	\$ -	\$ -	\$ -	\$ -

City of Bloomington

Area #1B: South-West Annexation Area - Circuit Breaker Impacts Analysis

Owner Name	Parcel #	Waiver	Annexation Area	AG	Pre-Annex 1% CB Credits	Pre-Annex 2% CB Credits	Pre-Annex 65 & Over CB Credits	Pre-Annex Total CB Credits	Post-Annex 1% CB Credits	Post-Annex 2% CB Credits	Post-Annex 65 & Over CB Credits	Post-Annex Total CB Credits	Total Post-Annex CB Credits Increase
Swiss Properties LLC	53-01-41-709-017.000-008	1447	1B	N	\$ -	\$ -	\$ -	\$ -	\$ -	\$ -	\$ -	\$ -	\$ -
New Richland 2 Inc	53-01-41-709-018.000-008	1447	1B	N	\$ -	\$ -	\$ -	\$ -	\$ -	\$ -	\$ -	\$ -	\$ -
Jeffers, Gregory A	53-01-41-709-019.000-008	1447	1B	N	\$ -	\$ -	\$ -	\$ -	\$ -	\$ -	\$ -	\$ -	\$ -
New Richland 2 Inc	53-01-41-709-020.000-008	1447	1B	N	\$ -	\$ -	\$ -	\$ -	\$ -	\$ -	\$ -	\$ -	\$ -
New Richland 2 Inc	53-01-41-709-021.000-008	1447	1B	N	\$ -	\$ -	\$ -	\$ -	\$ -	\$ -	\$ -	\$ -	\$ -
Richland Const Co Inc	53-08-17-300-003.000-008	1447	1B	N	\$ -	\$ -	\$ -	\$ -	\$ -	\$ -	\$ -	\$ -	\$ -
Batchelor Heights Homeowners Association Inc	53-08-17-304-109.000-008	1447	1B	N	\$ -	\$ -	\$ -	\$ -	\$ -	\$ -	\$ -	\$ -	\$ -
Felling, Shane & Chance Felling	53-08-17-304-020.000-008	1447	1B	N	\$ -	\$ -	\$ -	\$ -	\$ -	\$ 311.73	\$ -	\$ 311.73	\$ 311.73
Felling, Shane & Chance Felling	53-08-17-304-097.000-008	1447	1B	N	\$ -	\$ -	\$ -	\$ -	\$ -	\$ 325.64	\$ -	\$ 325.64	\$ 325.64
Wightman, Gregory B & Katelyn H	53-08-17-304-019.000-008	1447	1B	N	\$ -	\$ -	\$ -	\$ -	\$ -	\$ -	\$ -	\$ -	\$ -
Morris, James T & Michelle L Burgin	53-08-20-103-003.000-008		1B	N	\$ -	\$ -	\$ -	\$ -	\$ 77.29	\$ -	\$ -	\$ 77.29	\$ 77.29
Mellencamp, John J.	53-08-20-103-022.000-008		1B	N	\$ -	\$ -	\$ -	\$ -	\$ -	\$ 413.96	\$ -	\$ 413.96	\$ 413.96
Schunk, David G & Lisa K	53-08-20-103-024.000-008	2405	1B	N	\$ -	\$ -	\$ -	\$ -	\$ 71.54	\$ -	\$ -	\$ 71.54	\$ 71.54
Pease, Bob & Linda L.	53-08-20-103-023.000-008		1B	N	\$ -	\$ -	\$ -	\$ -	\$ 19.87	\$ -	\$ -	\$ 19.87	\$ 19.87
Willen, Michael R & Tiffany A	53-08-20-103-025.000-008		1B	N	\$ -	\$ -	\$ -	\$ -	\$ 200.02	\$ -	\$ -	\$ 200.02	\$ 200.02
Mundy, J. Mark & Shirley L.	53-08-20-103-006.000-008		1B	N	\$ -	\$ -	\$ -	\$ -	\$ 90.96	\$ -	\$ -	\$ 90.96	\$ 90.96
Rhyne, Lee D & Darlene M	53-08-20-103-002.000-008		1B	N	\$ -	\$ -	\$ -	\$ -	\$ 228.01	\$ -	\$ -	\$ 228.01	\$ 228.01
Woodard, Thomas C & Karen H	53-08-20-103-017.000-008		1B	N	\$ -	\$ -	\$ -	\$ -	\$ 158.44	\$ -	\$ -	\$ 158.44	\$ 158.44
Payne, Thomas E & Kelly L	53-08-20-103-018.000-008		1B	N	\$ -	\$ -	\$ -	\$ -	\$ 72.75	\$ -	\$ -	\$ 72.75	\$ 72.75
Schroeder, Douglas L & Kathleen L	53-08-20-103-008.000-008		1B	N	\$ -	\$ -	\$ -	\$ -	\$ 276.04	\$ -	\$ -	\$ 276.04	\$ 276.04
Butcher, Aaron D & Heather D	53-08-20-106-011.000-008		1B	N	\$ -	\$ -	\$ -	\$ -	\$ 427.07	\$ -	\$ -	\$ 427.07	\$ 427.07
Hamilton, Ronald E & Teresa J	53-08-20-106-024.000-008		1B	N	\$ -	\$ -	\$ -	\$ -	\$ 151.82	\$ -	\$ -	\$ 151.82	\$ 151.82
Clark, Judie S	53-08-20-106-016.000-008	2401	1B	N	\$ -	\$ -	\$ -	\$ -	\$ 220.97	\$ -	\$ -	\$ 220.97	\$ 220.97
Brewer, James A & Melissa	53-08-20-106-001.000-008	1384	1B	N	\$ -	\$ -	\$ -	\$ -	\$ 16.85	\$ -	\$ -	\$ 16.85	\$ 16.85
Albright, Lily B	53-08-20-106-010.000-008		1B	N	\$ -	\$ -	\$ -	\$ -	\$ 111.66	\$ -	\$ -	\$ 111.66	\$ 111.66
Bridgett, Neal E & Barbara D	53-08-20-106-034.000-008		1B	N	\$ -	\$ -	\$ -	\$ -	\$ 191.15	\$ -	\$ -	\$ 191.15	\$ 191.15
Jesseph, John M & Jamie M	53-08-20-106-027.000-008		1B	N	\$ -	\$ -	\$ -	\$ -	\$ -	\$ 462.05	\$ -	\$ 462.05	\$ 462.05
Hartman, Jerry K & Sarah P	53-08-20-106-048.000-008		1B	N	\$ -	\$ -	\$ -	\$ -	\$ 41.68	\$ -	\$ -	\$ 41.68	\$ 41.68
Jones, Jeffrey S	53-08-20-106-050.000-008		1B	N	\$ -	\$ -	\$ -	\$ -	\$ -	\$ 360.84	\$ -	\$ 360.84	\$ 360.84
Glasscott, Michael O Jr & Joana M	53-08-20-106-007.000-008		1B	N	\$ -	\$ -	\$ -	\$ -	\$ 66.94	\$ -	\$ -	\$ 66.94	\$ 66.94
Miller, Jeffrey A. & Lori A.	53-08-20-106-042.000-008		1B	N	\$ -	\$ -	\$ -	\$ -	\$ 183.29	\$ -	\$ -	\$ 183.29	\$ 183.29
Kilzer, Joel R & Joel Ray	53-08-20-106-045.000-008		1B	N	\$ -	\$ -	\$ -	\$ -	\$ 116.62	\$ -	\$ -	\$ 116.62	\$ 116.62
Coulter, Moureen & Levasseur, Audrey	53-08-20-106-044.000-008		1B	N	\$ -	\$ -	\$ -	\$ -	\$ 220.97	\$ -	\$ -	\$ 220.97	\$ 220.97
Wangle Properties LLC	53-01-41-154-000.000-008		1B	N	\$ -	\$ -	\$ -	\$ -	\$ -	\$ 216.04	\$ -	\$ 216.04	\$ 216.04
Rogers, Charles R & Kathryn S	53-08-17-102-043.000-008	1179	1B	N	\$ -	\$ -	\$ -	\$ -	\$ -	\$ -	\$ -	\$ -	\$ -
Board of Commissioners of Monroe County	53-08-20-101-001.000-008	1238	1B	N	\$ -	\$ -	\$ -	\$ -	\$ -	\$ -	\$ -	\$ -	\$ -
Wright, David R & Johnson , Lana E	53-08-17-102-025.000-008	1045	1B	N	\$ -	\$ -	\$ -	\$ -	\$ -	\$ -	\$ -	\$ -	\$ -
Gentrify Guy LLC	53-08-17-407-009.000-008	1251	1B	N	\$ -	\$ -	\$ -	\$ -	\$ -	\$ -	\$ -	\$ -	\$ -
Fischer, Barbara L & Burnell C	53-01-42-423-000.000-008		1B	N	\$ -	\$ -	\$ -	\$ -	\$ 364.22	\$ -	\$ -	\$ 364.22	\$ 364.22
Nicholson, Sally A	53-08-17-110-011.000-008		1B	N	\$ -	\$ -	\$ -	\$ -	\$ 82.67	\$ -	\$ -	\$ 82.67	\$ 82.67
Brown, Anthony C. & Pamela S.	53-08-17-102-019.000-008		1B	N	\$ -	\$ -	\$ -	\$ -	\$ -	\$ -	\$ -	\$ -	\$ -
City of Bloomington, Indiana, Board of Park Commissioners	53-08-16-200-042.000-009		1B	N	\$ -	\$ -	\$ -	\$ -	\$ -	\$ -	\$ -	\$ -	\$ -
Labella, John M & Jessica L	53-08-17-110-012.000-008		1B	N	\$ -	\$ -	\$ -	\$ -	\$ -	\$ 325.43	\$ -	\$ 325.43	\$ 325.43
Weaver, Hallie W Jr & Melissa R	53-08-20-207-001.000-008		1B	N	\$ -	\$ -	\$ -	\$ -	\$ -	\$ -	\$ -	\$ -	\$ -
Smith, John Lewis & Mary Esther	53-08-20-206-005.000-008		1B	N	\$ -	\$ -	\$ -	\$ -	\$ 194.05	\$ -	\$ -	\$ 194.05	\$ 194.05

City of Bloomington

Area #1B: South-West Annexation Area - Circuit Breaker Impacts Analysis

Owner Name	Parcel #	Waiver	Annexation Area	AG	Pre-Annex 1% CB Credits	Pre-Annex 2% CB Credits	Pre-Annex 65 & Over CB Credits	Pre-Annex Total CB Credits	Post-Annex 1% CB Credits	Post-Annex 2% CB Credits	Post-Annex 65 & Over CB Credits	Post-Annex Total CB Credits	Total Post-Annex CB Credits Increase
Shirley, David F & Janet C	53-08-20-206-002.000-008		1B	N	\$ -	\$ -	\$ -	\$ -	\$ -	\$ -	\$ -	\$ -	\$ -
Groves, Daniel L	53-08-20-206-001.000-008		1B	N	\$ -	\$ -	\$ -	\$ -	\$ 218.90	\$ -	\$ -	\$ 218.90	\$ 218.90
Moore, Chad A & Tonya	53-08-17-301-049.000-008	2061	1B	N	\$ -	\$ -	\$ -	\$ -	\$ 110.42	\$ -	\$ -	\$ 110.42	\$ 110.42
Feagans, Jason & Jamie	53-08-20-206-003.000-008		1B	N	\$ -	\$ -	\$ -	\$ -	\$ 534.80	\$ -	\$ -	\$ 534.80	\$ 534.80
City of Bloomington, Indiana	53-08-20-206-004.000-008		1B	N	\$ -	\$ -	\$ -	\$ -	\$ -	\$ -	\$ -	\$ -	\$ -
Moore, Chad A & Tonya	53-08-17-301-001.000-008	2061	1B	N	\$ -	\$ -	\$ -	\$ -	\$ -	\$ -	\$ -	\$ -	\$ -
Henderson, David J & Hope L	53-08-20-205-026.000-008		1B	N	\$ -	\$ -	\$ -	\$ -	\$ 1,126.04	\$ -	\$ -	\$ 1,126.04	\$ 1,126.04
Ress, Michele E	53-08-17-102-078.000-008		1B	N	\$ -	\$ -	\$ -	\$ -	\$ 6.50	\$ -	\$ -	\$ 6.50	\$ 6.50
Dickerson, Alexander	53-08-17-101-006.000-008	1843	1B	N	\$ -	\$ -	\$ -	\$ -	\$ 147.26	\$ -	\$ -	\$ 147.26	\$ 147.26
LaBella, John M & Jessica L	53-08-17-100-041.000-008		1B	N	\$ -	\$ -	\$ -	\$ -	\$ 39.45	\$ -	\$ -	\$ 39.45	\$ 39.45
Reamer, Abigail B	53-08-17-102-020.000-008	1044	1B	N	\$ -	\$ -	\$ -	\$ -	\$ -	\$ -	\$ -	\$ -	\$ -
Sparks, Katherine E & John D	53-08-17-402-011.000-008	2290	1B	N	\$ -	\$ -	\$ -	\$ -	\$ -	\$ -	\$ -	\$ -	\$ -
Cooper, James C & Melissa	53-01-42-508-000.000-008		1B	N	\$ -	\$ -	\$ -	\$ -	\$ 404.38	\$ -	\$ -	\$ 404.38	\$ 404.38
Jones, David W & Sally A Macleod	53-08-17-400-019.000-008		1B	N	\$ -	\$ -	\$ -	\$ -	\$ -	\$ -	\$ -	\$ -	\$ -
Parrott, Joseph M Family Trust	53-08-17-102-024.000-008		1B	N	\$ -	\$ -	\$ 326.00	\$ 326.00	\$ -	\$ -	\$ 789.16	\$ 789.16	\$ 463.16
Nelson, Brian W.	53-08-17-102-023.000-008		1B	N	\$ -	\$ -	\$ -	\$ -	\$ -	\$ -	\$ -	\$ -	\$ -
Walsh, Anthony B & Lori D	53-08-17-104-001.000-008	1911	1B	N	\$ -	\$ -	\$ -	\$ -	\$ -	\$ 263.68	\$ -	\$ 263.68	\$ 263.68
Krebbs, Peggy	53-08-17-102-032.000-008		1B	N	\$ -	\$ -	\$ 308.00	\$ 308.00	\$ -	\$ -	\$ 795.34	\$ 795.34	\$ 487.34
Wolfe Family Revocable Living Trust	53-08-17-301-182.000-008	1599	1B	N	\$ -	\$ -	\$ -	\$ -	\$ -	\$ -	\$ -	\$ -	\$ -
Rosa, Iris	53-01-41-741-116.000-008	2115	1B	N	\$ -	\$ -	\$ -	\$ -	\$ -	\$ 266.00	\$ -	\$ 266.00	\$ 266.00
Larson, Anne G	53-01-41-741-117.000-008	2115	1B	N	\$ -	\$ -	\$ -	\$ -	\$ -	\$ -	\$ -	\$ -	\$ -
Parmenter, Megan E	53-08-17-200-001.001-008	1253	1B	N	\$ -	\$ -	\$ -	\$ -	\$ 33.82	\$ -	\$ -	\$ 33.82	\$ 33.82
Lone, CaSandra	53-08-17-200-001.002-008	1253	1B	N	\$ -	\$ -	\$ -	\$ -	\$ 28.86	\$ -	\$ -	\$ 28.86	\$ 28.86
Roberson, Kenneth L	53-08-17-200-001.003-008	2338	1B	N	\$ -	\$ -	\$ -	\$ -	\$ 55.35	\$ -	\$ -	\$ 55.35	\$ 55.35
Walsh, Brian A & Jessica M	53-08-17-200-001.004-008	2338	1B	N	\$ -	\$ -	\$ -	\$ -	\$ 55.35	\$ -	\$ -	\$ 55.35	\$ 55.35
Algood, Jeffrey J	53-08-17-200-001.005-008	2338	1B	N	\$ -	\$ -	\$ -	\$ -	\$ 23.07	\$ -	\$ -	\$ 23.07	\$ 23.07
Hampton, Labraun	53-08-17-200-001.006-008	2338	1B	N	\$ -	\$ -	\$ -	\$ -	\$ 23.07	\$ -	\$ -	\$ 23.07	\$ 23.07
Ilagan, Angel & Leslie	53-08-17-200-001.007-008	2338	1B	N	\$ -	\$ -	\$ -	\$ -	\$ -	\$ 428.50	\$ -	\$ 428.50	\$ 428.50
Schmidt, Christina Fischetti	53-08-17-200-001.008-008	2338	1B	N	\$ -	\$ -	\$ -	\$ -	\$ 80.61	\$ -	\$ -	\$ 80.61	\$ 80.61
Bowden, Crieg David & Tisa L	53-08-17-200-001.009-008	1253	1B	N	\$ -	\$ -	\$ -	\$ -	\$ -	\$ 398.15	\$ -	\$ 398.15	\$ 398.15
Rossi, Claudia A & Roberto Madrigal Serrano	53-08-17-200-001.010-008	1253	1B	N	\$ -	\$ -	\$ -	\$ -	\$ 20.98	\$ -	\$ -	\$ 20.98	\$ 20.98
Riveire, Jon T Jr	53-08-17-200-001.011-008	1253	1B	N	\$ -	\$ -	\$ -	\$ -	\$ -	\$ -	\$ -	\$ -	\$ -
Park, Joong M & Sandra	53-08-17-200-001.012-008	1253	1B	N	\$ -	\$ -	\$ -	\$ -	\$ -	\$ -	\$ -	\$ -	\$ -
Ladyman, Courtney Kay	53-08-17-200-001.013-008	1253	1B	N	\$ -	\$ -	\$ -	\$ -	\$ -	\$ -	\$ -	\$ -	\$ -
Goode, John M III	53-08-17-200-001.014-008	1253	1B	N	\$ -	\$ -	\$ -	\$ -	\$ -	\$ -	\$ -	\$ -	\$ -
Rush, Judy L	53-08-17-200-001.015-008	1253	1B	N	\$ -	\$ -	\$ -	\$ -	\$ -	\$ -	\$ -	\$ -	\$ -
Talley, Jesse L: Valladarez Saines, Amikar Y	53-08-17-200-001.016-008	1253	1B	N	\$ -	\$ -	\$ -	\$ -	\$ -	\$ -	\$ -	\$ -	\$ -
Rucola Dev Corp	53-08-17-200-001.099-008	1253	1B	N	\$ -	\$ -	\$ -	\$ -	\$ -	\$ -	\$ -	\$ -	\$ -
Sroufe, Jeffrey M	53-08-17-304-095.000-008	1447	1B	N	\$ -	\$ -	\$ -	\$ -	\$ -	\$ -	\$ -	\$ -	\$ -
Johnson, James E & Beverly D	53-08-17-304-098.000-008	1447	1B	N	\$ -	\$ -	\$ -	\$ -	\$ -	\$ 323.33	\$ -	\$ 323.33	\$ 323.33
Ratts, Tracy F & Michelle L	53-08-17-301-204.000-008	1599	1B	N	\$ -	\$ -	\$ -	\$ -	\$ -	\$ -	\$ -	\$ -	\$ -
Jourdan, Kurt R & Jennifer L	53-08-17-301-136.000-008	1599	1B	N	\$ -	\$ -	\$ -	\$ -	\$ 212.69	\$ -	\$ -	\$ 212.69	\$ 212.69
Milhoan, Keith & Margaret	53-08-17-301-203.000-008	1599	1B	N	\$ -	\$ -	\$ -	\$ -	\$ 455.31	\$ -	\$ -	\$ 455.31	\$ 455.31
Torstrick, Richard & Williams, Mary Ann	53-08-17-301-070.000-008	1599	1B	N	\$ -	\$ -	\$ -	\$ -	\$ 451.58	\$ -	\$ -	\$ 451.58	\$ 451.58
Cox, Steven & Alisha	53-08-17-301-071.000-008	1599	1B	N	\$ -	\$ -	\$ -	\$ -	\$ 297.57	\$ -	\$ -	\$ 297.57	\$ 297.57

City of Bloomington

Area #1B: South-West Annexation Area - Circuit Breaker Impacts Analysis

Owner Name	Parcel #	Waiver	Annexation Area	AG	Pre-Annex 1% CB Credits	Pre-Annex 2% CB Credits	Pre-Annex 65 & Over CB Credits	Pre-Annex Total CB Credits	Post-Annex 1% CB Credits	Post-Annex 2% CB Credits	Post-Annex 65 & Over CB Credits	Post-Annex Total CB Credits	Total Post-Annex CB Credits Increase
Harris, Patricia Irrevocable Trust & Harris, Patricia K 1% interest & life estat	53-08-17-301-134.000-008	1599	1B	N	\$ -	\$ -	\$ 263.00	\$ 263.00	\$ -	\$ -	\$ 1,039.31	\$ 1,039.31	\$ 776.31
Nguyen, Tuan & Phan Nu Thi	53-08-17-301-205.000-008	1599	1B	N	\$ -	\$ -	\$ -	\$ -	\$ 43.34	\$ -	\$ -	\$ 43.34	\$ 43.34
Anthis, Franklin E Jr	53-08-17-301-141.000-008	1599	1B	N	\$ -	\$ -	\$ -	\$ -	\$ 203.17	\$ -	\$ -	\$ 203.17	\$ 203.17
Cote, Kenneth W & Sarah R	53-01-41-709-701.000-008	1599	1B	N	\$ -	\$ -	\$ -	\$ -	\$ 594.00	\$ -	\$ -	\$ 594.00	\$ 594.00
Endris, Jason M & Tanya L Cox-	53-01-41-709-702.000-008	1599	1B	N	\$ -	\$ -	\$ -	\$ -	\$ 109.02	\$ -	\$ -	\$ 109.02	\$ 109.02
Blount, Phyllis R	53-01-41-709-703.000-008	1599	1B	N	\$ -	\$ -	\$ -	\$ -	\$ 94.11	\$ -	\$ -	\$ 94.11	\$ 94.11
Hernly, Alexandra M & Minsterketter, Jason T	53-08-17-301-128.000-008	1599	1B	N	\$ -	\$ -	\$ -	\$ -	\$ 595.30	\$ -	\$ -	\$ 595.30	\$ 595.30
Hinshaw, Nathan L	53-08-17-301-172.000-008	1599	1B	N	\$ -	\$ -	\$ -	\$ -	\$ 200.68	\$ -	\$ -	\$ 200.68	\$ 200.68
Brckalorenz, Benjamin T & Allison M	53-08-17-301-068.000-008	1599	1B	N	\$ -	\$ -	\$ -	\$ -	\$ 335.24	\$ -	\$ -	\$ 335.24	\$ 335.24
Halliday, Shonte R	53-08-17-301-126.000-008	1599	1B	N	\$ -	\$ -	\$ -	\$ -	\$ -	\$ 503.96	\$ -	\$ 503.96	\$ 503.96
Cazzell, Matthew W & Amy E	53-08-17-301-196.000-008	1599	1B	N	\$ -	\$ -	\$ -	\$ -	\$ 369.81	\$ -	\$ -	\$ 369.81	\$ 369.81
Shah, Ashish & Deepa	53-01-41-709-709.000-008	1599	1B	N	\$ -	\$ -	\$ -	\$ -	\$ -	\$ 464.75	\$ -	\$ 464.75	\$ 464.75
Brown, Adam Justin & Megan Lynn	53-01-41-709-710.000-008	1599	1B	N	\$ -	\$ -	\$ -	\$ -	\$ 358.84	\$ -	\$ -	\$ 358.84	\$ 358.84
Norris, Michael A & Kara A	53-01-41-709-711.000-008	1599	1B	N	\$ -	\$ -	\$ -	\$ -	\$ 265.47	\$ -	\$ -	\$ 265.47	\$ 265.47
Reyes, Noli & Victoria T	53-01-41-709-712.000-008	1599	1B	N	\$ -	\$ -	\$ -	\$ -	\$ -	\$ 501.85	\$ -	\$ 501.85	\$ 501.85
Paulley, Christy Jo & Joseph O	53-01-41-709-713.000-008	1599	1B	N	\$ -	\$ -	\$ -	\$ -	\$ -	\$ -	\$ -	\$ -	\$ -
Cornwell, Debby B	53-08-20-106-041.000-008		1B	N	\$ -	\$ -	\$ -	\$ -	\$ 166.73	\$ -	\$ -	\$ 166.73	\$ 166.73
Heinzen, Michael & Victoria	53-08-20-106-052.000-008		1B	N	\$ -	\$ -	\$ -	\$ -	\$ -	\$ -	\$ -	\$ -	\$ -
Johnson, James E & Beverly D	53-08-17-304-068.000-008	1447	1B	N	\$ -	\$ -	\$ -	\$ -	\$ -	\$ 323.33	\$ -	\$ 323.33	\$ 323.33
Parkhouse Properties LLC	53-08-17-304-007.000-008	1447	1B	N	\$ -	\$ -	\$ -	\$ -	\$ -	\$ 290.02	\$ -	\$ 290.02	\$ 290.02
Beckmeyer, Jonathon	53-08-17-304-099.000-008	1447	1B	N	\$ -	\$ -	\$ -	\$ -	\$ -	\$ -	\$ -	\$ -	\$ -
Love, Nicole	53-08-17-304-002.000-008	1447	1B	N	\$ -	\$ -	\$ -	\$ -	\$ -	\$ -	\$ -	\$ -	\$ -
Lacey, Christopher Michael & Madeline Wyvonne	53-08-17-304-064.000-008	1447	1B	N	\$ -	\$ -	\$ -	\$ -	\$ -	\$ -	\$ -	\$ -	\$ -
Reed, Marguerite R	53-08-17-304-063.000-008	1447	1B	N	\$ -	\$ -	\$ -	\$ -	\$ -	\$ -	\$ -	\$ -	\$ -
Kutza, Dawn	53-08-17-304-054.000-008	1447	1B	N	\$ -	\$ -	\$ -	\$ -	\$ -	\$ -	\$ -	\$ -	\$ -
Threatt, Monique L	53-08-17-304-021.000-008	1447	1B	N	\$ -	\$ -	\$ -	\$ -	\$ -	\$ -	\$ -	\$ -	\$ -
Swiss Properties LLC	53-08-17-304-094.000-008	1447	1B	N	\$ -	\$ -	\$ -	\$ -	\$ -	\$ 290.66	\$ -	\$ 290.66	\$ 290.66
Parker, Joshua L & Lisa R	53-08-17-304-096.000-008	1447	1B	N	\$ -	\$ -	\$ -	\$ -	\$ -	\$ 290.66	\$ -	\$ 290.66	\$ 290.66
CPW Properties LLC	53-08-17-304-026.000-008	1447	1B	N	\$ -	\$ -	\$ -	\$ -	\$ -	\$ 286.44	\$ -	\$ 286.44	\$ 286.44
CPW Properties LLC	53-08-17-304-067.000-008	1447	1B	N	\$ -	\$ -	\$ -	\$ -	\$ -	\$ 286.44	\$ -	\$ 286.44	\$ 286.44
Joe Kemp Construction LLC	53-08-17-304-066.000-008	1447	1B	N	\$ -	\$ -	\$ -	\$ -	\$ -	\$ -	\$ -	\$ -	\$ -
Joe Kemp Construction LLC	53-08-17-304-022.000-008	1447	1B	N	\$ -	\$ -	\$ -	\$ -	\$ -	\$ -	\$ -	\$ -	\$ -
Joe Kemp Construction LLC	53-08-17-304-006.000-008	1447	1B	N	\$ -	\$ -	\$ -	\$ -	\$ -	\$ -	\$ -	\$ -	\$ -
Joe Kemp Construction LLC	53-08-17-304-003.000-008	1447	1B	N	\$ -	\$ -	\$ -	\$ -	\$ -	\$ -	\$ -	\$ -	\$ -
Applegate, Austin T	53-08-17-304-001.000-008	1447	1B	N	\$ -	\$ -	\$ -	\$ -	\$ -	\$ -	\$ -	\$ -	\$ -
Wotell, Mark	53-08-17-304-062.000-008	1447	1B	N	\$ -	\$ -	\$ -	\$ -	\$ -	\$ -	\$ -	\$ -	\$ -
Sage Investments LLC	53-08-17-304-069.000-008	1447	1B	N	\$ -	\$ -	\$ -	\$ -	\$ -	\$ -	\$ -	\$ -	\$ -
Cala, LLC	53-08-17-304-004.000-008	1447	1B	N	\$ -	\$ -	\$ -	\$ -	\$ -	\$ -	\$ -	\$ -	\$ -
Gassman, Joseph A & Stacie R	53-08-17-304-065.000-008	1447	1B	N	\$ -	\$ -	\$ -	\$ -	\$ -	\$ -	\$ -	\$ -	\$ -
Taylor, Roberta Lee Rev Trust	53-08-17-304-055.000-008	1447	1B	N	\$ -	\$ -	\$ 358.00	\$ 358.00	\$ -	\$ -	\$ 757.57	\$ 757.57	\$ 399.57
Coons, Russell L & Alberta C	53-08-20-106-017.000-008		1B	N	\$ -	\$ -	\$ -	\$ -	\$ 116.34	\$ -	\$ -	\$ 116.34	\$ 116.34
Barsun, H Fred & Rita M	53-08-20-106-049.000-008	1782	1B	N	\$ -	\$ -	\$ -	\$ -	\$ 271.48	\$ -	\$ -	\$ 271.48	\$ 271.48
Rogers, Danielle L	53-08-20-106-035.000-008		1B	N	\$ -	\$ -	\$ -	\$ -	\$ 70.67	\$ -	\$ -	\$ 70.67	\$ 70.67
Roberts, Jeffrey L; w/l/e Alta L Polly Hurd	53-08-20-106-013.000-008		1B	N	\$ -	\$ -	\$ -	\$ -	\$ -	\$ -	\$ -	\$ -	\$ -

City of Bloomington

Area #1B: South-West Annexation Area - Circuit Breaker Impacts Analysis

Owner Name	Parcel #	Waiver	Annexation Area	AG	Pre-Annex 1% CB Credits	Pre-Annex 2% CB Credits	Pre-Annex 65 & Over CB Credits	Pre-Annex Total CB Credits	Post-Annex 1% CB Credits	Post-Annex 2% CB Credits	Post-Annex 65 & Over CB Credits	Post-Annex Total CB Credits	Total Post-Annex CB Credits Increase
Jackowiak, Edward Steven	53-08-20-106-005.000-008		1B	N	\$ -	\$ -	\$ -	\$ -	\$ 201.93	\$ -	\$ -	\$ 201.93	\$ 201.93
Albright, Thomas G	53-08-20-106-039.000-008		1B	N	\$ -	\$ -	\$ -	\$ -	\$ 165.90	\$ -	\$ -	\$ 165.90	\$ 165.90
Rosenfeld, Michael J & Nancy G Magill	53-08-20-106-038.000-008		1B	N	\$ -	\$ -	\$ -	\$ -	\$ 172.52	\$ -	\$ -	\$ 172.52	\$ 172.52
Pedigo, Aaron E & Abigail E	53-08-20-106-003.000-008		1B	N	\$ -	\$ -	\$ -	\$ -	\$ 154.31	\$ -	\$ -	\$ 154.31	\$ 154.31
Harder, Andrew Jacob & Rebecca L	53-08-20-106-008.000-008		1B	N	\$ -	\$ -	\$ -	\$ -	\$ 79.37	\$ -	\$ -	\$ 79.37	\$ 79.37
McKibben, Lawrence E & Debra K	53-08-20-106-028.000-008		1B	N	\$ -	\$ -	\$ -	\$ -	\$ 141.47	\$ -	\$ -	\$ 141.47	\$ 141.47
Williams, John S IV & Audrey R	53-08-20-106-023.000-008		1B	N	\$ -	\$ -	\$ -	\$ -	\$ 224.90	\$ -	\$ -	\$ 224.90	\$ 224.90
Duncan, Joel D	53-08-20-106-047.000-008		1B	N	\$ -	\$ -	\$ -	\$ -	\$ 262.37	\$ -	\$ -	\$ 262.37	\$ 262.37
Chambers, Gary William & Sandra Lynn	53-08-20-106-051.000-008		1B	N	\$ -	\$ -	\$ -	\$ -	\$ 174.18	\$ -	\$ -	\$ 174.18	\$ 174.18
Engel, Nicholas & Cheryl Joint Revocable Living Trust	53-08-20-106-032.000-008		1B	N	\$ -	\$ -	\$ -	\$ -	\$ 208.13	\$ -	\$ -	\$ 208.13	\$ 208.13
Miller, John M & Melissa R	53-08-20-106-031.000-008		1B	N	\$ -	\$ -	\$ -	\$ -	\$ 219.73	\$ -	\$ -	\$ 219.73	\$ 219.73
Ellinwood, Cynthia J	53-08-20-106-037.000-008		1B	N	\$ -	\$ -	\$ -	\$ -	\$ 187.43	\$ -	\$ -	\$ 187.43	\$ 187.43
Edwards, Douglas F & Wilma L	53-08-20-106-012.000-008		1B	N	\$ -	\$ -	\$ -	\$ -	\$ 244.16	\$ -	\$ -	\$ 244.16	\$ 244.16
Carson, Tim & Sandra Lee	53-08-20-106-026.000-008		1B	N	\$ -	\$ -	\$ -	\$ -	\$ 196.12	\$ -	\$ -	\$ 196.12	\$ 196.12
Rainey, Pamela S	53-08-20-106-022.000-008		1B	N	\$ -	\$ -	\$ -	\$ -	\$ 195.71	\$ -	\$ -	\$ 195.71	\$ 195.71
Monroe Liberty LLC	53-08-19-200-048.000-008	2347	1B	Y	\$ -	\$ -	\$ -	\$ -	\$ -	\$ -	\$ -	\$ -	\$ -
Abbott, Jerry Francis & Velma Darlene Rev Trust	53-09-13-400-031.000-015	1977	1B	N	\$ -	\$ -	\$ -	\$ -	\$ -	\$ -	\$ -	\$ -	\$ -
Turpin, Leroy & Stella J	53-09-13-400-057.000-015	1561	1B	N	\$ -	\$ -	\$ -	\$ -	\$ -	\$ -	\$ -	\$ -	\$ -
Broker, Jamie & Tiffany	53-09-13-104-022.000-015		1B	N	\$ -	\$ -	\$ -	\$ -	\$ -	\$ -	\$ -	\$ -	\$ -
Richardson, Kenneth & Ruth	53-09-12-400-060.000-015		1B	N	\$ -	\$ -	\$ -	\$ -	\$ -	\$ -	\$ -	\$ -	\$ -
Richardson, Edith T	53-09-13-103-058.000-015		1B	N	\$ -	\$ -	\$ -	\$ -	\$ -	\$ -	\$ -	\$ -	\$ -
GTAA LLC	53-09-12-400-070.000-015	2069	1B	N	\$ -	\$ -	\$ -	\$ -	\$ -	\$ 918.13	\$ -	\$ 918.13	\$ 918.13
Lee, Maria S N	53-09-13-102-020.000-015		1B	N	\$ -	\$ -	\$ -	\$ -	\$ -	\$ -	\$ -	\$ -	\$ -
Hammock, David Michael & Rebecca Jane	53-09-12-402-044.000-015	1113	1B	N	\$ -	\$ -	\$ -	\$ -	\$ -	\$ -	\$ -	\$ -	\$ -
Johnson, Carl & Lois E.	53-09-13-103-046.000-015		1B	N	\$ -	\$ -	\$ -	\$ -	\$ -	\$ -	\$ -	\$ -	\$ -
Johnson, James L. & Mary E.	53-09-13-105-029.000-015		1B	N	\$ -	\$ -	\$ -	\$ -	\$ -	\$ -	\$ -	\$ -	\$ -
Hudson, Phillip W. & Sherry A.	53-09-13-103-052.000-015		1B	N	\$ -	\$ -	\$ -	\$ -	\$ -	\$ -	\$ -	\$ -	\$ -
Johnson, Richard K. & Marjorie B.	53-09-13-105-036.000-015		1B	N	\$ -	\$ -	\$ -	\$ -	\$ -	\$ -	\$ -	\$ -	\$ -
Woodland Springs LLC	53-09-13-100-002.000-015		1B	N	\$ -	\$ -	\$ -	\$ -	\$ -	\$ 10,327.00	\$ -	\$ 10,327.00	\$ 10,327.00
Whitley, Albert E	53-09-13-407-012.000-015		1B	N	\$ -	\$ -	\$ -	\$ -	\$ -	\$ -	\$ -	\$ -	\$ -
Harding, Robert J & Alice L	53-09-13-407-017.000-015		1B	N	\$ -	\$ -	\$ -	\$ -	\$ -	\$ -	\$ -	\$ -	\$ -
Hollars, Danny O I & Teresa	53-09-13-101-048.000-015		1B	N	\$ -	\$ -	\$ -	\$ -	\$ -	\$ -	\$ -	\$ -	\$ -
Warrix, Paul T & Joan G	53-09-13-105-027.000-015		1B	N	\$ -	\$ -	\$ -	\$ -	\$ -	\$ -	\$ -	\$ -	\$ -
Cast, Terry Lee	53-09-13-104-005.000-015		1B	N	\$ -	\$ -	\$ -	\$ -	\$ -	\$ -	\$ -	\$ -	\$ -
McCracken, Linda O	53-09-13-401-030.000-015	1292	1B	N	\$ -	\$ -	\$ -	\$ -	\$ -	\$ 407.00	\$ -	\$ 407.00	\$ 407.00
Davis, Stephanie	53-09-13-401-015.000-015	1292	1B	N	\$ -	\$ -	\$ -	\$ -	\$ -	\$ -	\$ -	\$ -	\$ -
Vertner, Tyrone A Jr	53-09-13-401-031.000-015	1793	1B	N	\$ -	\$ -	\$ -	\$ -	\$ -	\$ -	\$ -	\$ -	\$ -
Mobley, Stephanie A & Alex P	53-09-13-401-007.000-015	1292	1B	N	\$ -	\$ -	\$ -	\$ -	\$ -	\$ -	\$ -	\$ -	\$ -
Odle-Araman, Jillian B & Nader J Araman	53-09-13-401-011.000-015	1292	1B	N	\$ -	\$ -	\$ -	\$ -	\$ -	\$ -	\$ -	\$ -	\$ -
Ferree, David A & Judith A	53-09-13-407-009.000-015		1B	N	\$ -	\$ -	\$ -	\$ -	\$ -	\$ -	\$ -	\$ -	\$ -
Sims, John E & Evelyn P	53-09-13-101-025.000-015		1B	N	\$ -	\$ -	\$ 250.00	\$ 250.00	\$ -	\$ -	\$ 613.00	\$ 613.00	\$ 363.00
Miller, John & Martha Cornell	53-09-12-402-013.000-015		1B	N	\$ -	\$ -	\$ -	\$ -	\$ -	\$ -	\$ -	\$ -	\$ -
Colleran, Daniel M. & Twylla M.	53-09-13-104-004.000-015		1B	N	\$ -	\$ -	\$ -	\$ -	\$ -	\$ -	\$ -	\$ -	\$ -

City of Bloomington

Area #1B: South-West Annexation Area - Circuit Breaker Impacts Analysis

Owner Name	Parcel #	Waiver	Annexation Area	AG	Pre-Annex 1% CB Credits	Pre-Annex 2% CB Credits	Pre-Annex 65 & Over CB Credits	Pre-Annex Total CB Credits	Post-Annex 1% CB Credits	Post-Annex 2% CB Credits	Post-Annex 65 & Over CB Credits	Post-Annex Total CB Credits	Total Post-Annex CB Credits Increase
Block, Spencer & Fellows, Evangeline	53-09-13-105-005.000-015		1B	N	\$ -	\$ -	\$ -	\$ -	\$ -	\$ -	\$ -	\$ -	\$ -
Robertson, Derek C & Melissa D	53-09-13-401-006.000-015	1292	1B	N	\$ -	\$ -	\$ -	\$ -	\$ -	\$ -	\$ -	\$ -	\$ -
Muller, James H	53-09-13-401-002.000-015	1292	1B	N	\$ -	\$ -	\$ -	\$ -	\$ -	\$ -	\$ -	\$ -	\$ -
Kaserman, Mollie R	53-09-13-401-028.000-015	1292	1B	N	\$ -	\$ -	\$ -	\$ -	\$ -	\$ -	\$ -	\$ -	\$ -
Sissman, Ashley	53-09-13-401-020.000-015	1292	1B	N	\$ -	\$ -	\$ -	\$ -	\$ -	\$ -	\$ -	\$ -	\$ -
Sissman, Jim L & Teresa	53-09-13-401-003.000-015	1292	1B	N	\$ -	\$ -	\$ -	\$ -	\$ 19.55	\$ -	\$ -	\$ 19.55	\$ 19.55
Sanchez, Hector Jose Ortiz & Cynthia Michelle Correa	53-09-13-401-004.000-015	1292	1B	N	\$ -	\$ -	\$ -	\$ -	\$ -	\$ -	\$ -	\$ -	\$ -
Phelps, Terry W & Cheryl A	53-09-13-401-019.000-015	1292	1B	N	\$ -	\$ -	\$ -	\$ -	\$ -	\$ -	\$ -	\$ -	\$ -
Wennerberg, Steven M & Elizabeth H Starr	53-09-13-401-052.000-015	1292	1B	N	\$ -	\$ -	\$ -	\$ -	\$ 37.84	\$ -	\$ -	\$ 37.84	\$ 37.84
Pyle, Daniel S & Emily S Wilson	53-09-13-401-029.000-015	1292	1B	N	\$ -	\$ -	\$ -	\$ -	\$ -	\$ -	\$ -	\$ -	\$ -
Keen, Tyler David	53-09-13-401-056.000-015	1292	1B	N	\$ -	\$ -	\$ 663.00	\$ 663.00	\$ -	\$ -	\$ 1,264.42	\$ 1,264.42	\$ 601.42
Kinder, Timothy V	53-09-13-401-053.000-015	1292	1B	N	\$ -	\$ -	\$ -	\$ -	\$ -	\$ -	\$ -	\$ -	\$ -
Fleetwood-Martin, Nedra D & Phillip K	53-09-13-401-044.000-015	1292	1B	N	\$ -	\$ -	\$ -	\$ -	\$ -	\$ -	\$ -	\$ -	\$ -
Chaudemanche, Nicolas B	53-09-13-401-061.000-015	1292	1B	N	\$ -	\$ -	\$ -	\$ -	\$ 79.52	\$ -	\$ -	\$ 79.52	\$ 79.52
Thomas, Ariel Mone	53-09-13-401-050.000-015	1867	1B	N	\$ -	\$ -	\$ -	\$ -	\$ 61.52	\$ -	\$ -	\$ 61.52	\$ 61.52
Polmanter, Casie; Benham, Jacob	53-09-13-400-038.000-015	2498	1B	N	\$ -	\$ -	\$ -	\$ -	\$ -	\$ -	\$ -	\$ -	\$ -
Price, Larry D. & Donna D.	53-09-13-400-073.000-015		1B	N	\$ -	\$ -	\$ 130.00	\$ 130.00	\$ -	\$ -	\$ 565.95	\$ 565.95	\$ 435.95
Edwards, Larry Wayne; Edwards, Bert; Adams, Edythe L; & Nichols, Sharon; W/L/E M	53-09-13-104-007.000-015		1B	N	\$ -	\$ -	\$ 441.00	\$ 441.00	\$ -	\$ -	\$ -	\$ -	\$ (441.00)
Rainbolt, John Roger	53-09-12-400-016.000-015	1104	1B	N	\$ -	\$ -	\$ -	\$ -	\$ -	\$ -	\$ -	\$ -	\$ -
Ferree, Josef Sean	53-09-13-103-076.000-015		1B	N	\$ -	\$ -	\$ -	\$ -	\$ -	\$ -	\$ -	\$ -	\$ -
Conder, Bruce & Lana	53-09-13-103-021.000-015		1B	N	\$ -	\$ -	\$ -	\$ -	\$ -	\$ 222.41	\$ -	\$ 222.41	\$ 222.41
Gardner, Seth A	53-09-13-404-052.000-015		1B	N	\$ -	\$ -	\$ -	\$ -	\$ 69.16	\$ -	\$ -	\$ 69.16	\$ 69.16
Rogers, Timothy A & Erika L	53-09-13-404-046.000-015		1B	N	\$ -	\$ -	\$ -	\$ -	\$ -	\$ -	\$ -	\$ -	\$ -
Allen, Jon D	53-09-13-404-041.000-015		1B	N	\$ -	\$ -	\$ -	\$ -	\$ 68.73	\$ -	\$ -	\$ 68.73	\$ 68.73
White, Jacqueline P	53-09-13-404-050.000-015		1B	N	\$ -	\$ -	\$ -	\$ -	\$ -	\$ -	\$ -	\$ -	\$ -
Eubanks, Linda F	53-09-13-404-053.000-015		1B	N	\$ -	\$ -	\$ -	\$ -	\$ 127.33	\$ -	\$ -	\$ 127.33	\$ 127.33
Duzan, Angela D	53-09-13-404-047.000-015		1B	N	\$ -	\$ -	\$ -	\$ -	\$ -	\$ -	\$ -	\$ -	\$ -
Johnston, Wilbert L. & Terri L.	53-09-13-404-003.000-015		1B	N	\$ -	\$ -	\$ -	\$ -	\$ 43.98	\$ -	\$ -	\$ 43.98	\$ 43.98
Travis, Angela	53-09-13-404-009.000-015		1B	N	\$ -	\$ -	\$ -	\$ -	\$ -	\$ -	\$ -	\$ -	\$ -
Young, Donna K Delpha	53-09-13-404-001.000-015		1B	N	\$ -	\$ -	\$ -	\$ -	\$ -	\$ -	\$ -	\$ -	\$ -
Fleck, Noel Ross & Hilary R	53-09-13-404-008.000-015		1B	N	\$ -	\$ -	\$ -	\$ -	\$ -	\$ -	\$ -	\$ -	\$ -
Watson, Rick A & Betty V	53-09-13-404-004.000-015		1B	N	\$ -	\$ -	\$ -	\$ -	\$ 83.90	\$ -	\$ -	\$ 83.90	\$ 83.90
Swift, Dylan L & Jania, Rebecca M	53-09-13-404-006.000-015		1B	N	\$ -	\$ -	\$ -	\$ -	\$ 56.70	\$ -	\$ -	\$ 56.70	\$ 56.70
Hayslip, Kevin J	53-09-13-404-007.000-015	1848	1B	N	\$ -	\$ -	\$ -	\$ -	\$ 11.08	\$ -	\$ -	\$ 11.08	\$ 11.08
Browning, Cheryl Ann	53-09-13-404-002.000-015		1B	N	\$ -	\$ -	\$ -	\$ -	\$ -	\$ -	\$ -	\$ -	\$ -
Crohn, Rick E & Michele R	53-09-13-404-005.000-015		1B	N	\$ -	\$ -	\$ -	\$ -	\$ 205.86	\$ -	\$ -	\$ 205.86	\$ 205.86
Cooper, Christina S	53-09-13-404-030.000-015		1B	N	\$ -	\$ -	\$ -	\$ -	\$ 184.36	\$ -	\$ -	\$ 184.36	\$ 184.36
Zeigler, James P	53-09-13-404-018.000-015		1B	N	\$ -	\$ -	\$ -	\$ -	\$ 103.66	\$ -	\$ -	\$ 103.66	\$ 103.66
Norris, Mark	53-09-13-404-011.000-015		1B	N	\$ -	\$ -	\$ -	\$ -	\$ 48.81	\$ -	\$ -	\$ 48.81	\$ 48.81
Matthews, Steven T	53-09-13-404-027.000-015		1B	N	\$ -	\$ -	\$ -	\$ -	\$ -	\$ -	\$ -	\$ -	\$ -
Pate, Gayla & Seth	53-09-13-404-033.000-015		1B	N	\$ -	\$ -	\$ -	\$ -	\$ 8.44	\$ -	\$ -	\$ 8.44	\$ 8.44
Schmidt, Adam F	53-09-13-404-015.000-015		1B	N	\$ -	\$ -	\$ -	\$ -	\$ -	\$ -	\$ -	\$ -	\$ -
Doraci, Alfred & Rudina	53-09-13-404-038.000-015		1B	N	\$ -	\$ -	\$ -	\$ -	\$ -	\$ -	\$ -	\$ -	\$ -
Deckard, Richard Family Trust	53-09-13-402-006.000-015	1563	1B	N	\$ -	\$ -	\$ -	\$ -	\$ -	\$ 470.08	\$ -	\$ 470.08	\$ 470.08
Deckard, Richard Family Trust	53-09-13-402-005.000-015	1563	1B	N	\$ -	\$ -	\$ -	\$ -	\$ -	\$ 550.43	\$ -	\$ 550.43	\$ 550.43

City of Bloomington

Area #1B: South-West Annexation Area - Circuit Breaker Impacts Analysis

Owner Name	Parcel #	Waiver	Annexation Area	AG	Pre-Annex 1% CB Credits	Pre-Annex 2% CB Credits	Pre-Annex 65 & Over CB Credits	Pre-Annex Total CB Credits	Post-Annex 1% CB Credits	Post-Annex 2% CB Credits	Post-Annex 65 & Over CB Credits	Post-Annex Total CB Credits	Total Post-Annex CB Credits Increase
Barthelemy, Jonathan & Jessica	53-09-13-402-004.000-015	1563	1B	N	\$ -	\$ -	\$ -	\$ -	\$ -	\$ -	\$ -	\$ -	\$ -
Greathouse, Johnathan Tyler & Lisa M	53-09-13-402-002.000-015	1563	1B	N	\$ -	\$ -	\$ -	\$ -	\$ 35.39	\$ -	\$ -	\$ 35.39	\$ 35.39
Stewart, James Khalil & Jessica Christine	53-09-13-402-007.000-015	1590	1B	N	\$ -	\$ -	\$ -	\$ -	\$ 53.18	\$ -	\$ -	\$ 53.18	\$ 53.18
Amadio, Nicholas A	53-09-13-402-003.000-015	1590	1B	N	\$ -	\$ -	\$ -	\$ -	\$ 73.38	\$ -	\$ -	\$ 73.38	\$ 73.38
Deckard, Richard E Family Limited Partnership 206	53-09-13-402-001.000-015	1628	1B	N	\$ -	\$ -	\$ -	\$ -	\$ 126.01	\$ -	\$ -	\$ 126.01	\$ 126.01
Skeens, Gregory W & Laura K	53-09-13-411-004.000-015	1597	1B	N	\$ -	\$ -	\$ -	\$ -	\$ -	\$ -	\$ -	\$ -	\$ -
Nelson, Peter M & Kelly M	53-09-13-411-003.000-015	1483	1B	N	\$ -	\$ -	\$ -	\$ -	\$ 94.00	\$ -	\$ -	\$ 94.00	\$ 94.00
Owen, Geoffrey W & Cheryl E	53-09-13-411-002.000-015	1495	1B	N	\$ -	\$ -	\$ -	\$ -	\$ 182.61	\$ -	\$ -	\$ 182.61	\$ 182.61
Scott, Thomas L Jr & Jessica Shaw-scott	53-09-13-411-001.000-015	1563	1B	N	\$ -	\$ -	\$ -	\$ -	\$ 184.38	\$ -	\$ -	\$ 184.38	\$ 184.38
Koch, Phyllis J & Koch, Jeremy R	53-09-13-410-001.000-015	1563	1B	N	\$ -	\$ -	\$ -	\$ -	\$ 142.26	\$ -	\$ -	\$ 142.26	\$ 142.26
Leininger, Barbara G	53-09-13-410-002.000-015	1563	1B	N	\$ -	\$ -	\$ -	\$ -	\$ 132.60	\$ -	\$ -	\$ 132.60	\$ 132.60
Alexander, Daniel A	53-09-13-410-005.000-015	1563	1B	N	\$ -	\$ -	\$ -	\$ -	\$ -	\$ -	\$ -	\$ -	\$ -
Shipley, Jerry R	53-09-13-410-003.000-015	2397	1B	N	\$ -	\$ -	\$ -	\$ -	\$ 93.12	\$ -	\$ -	\$ 93.12	\$ 93.12
Nowlin, Michael R & Charmaine D	53-09-13-410-008.000-015	2397	1B	N	\$ -	\$ -	\$ -	\$ -	\$ -	\$ -	\$ -	\$ -	\$ -
Neal, Ronald S	53-09-13-410-010.000-015	1563	1B	N	\$ -	\$ -	\$ -	\$ -	\$ -	\$ -	\$ -	\$ -	\$ -
Smiley, Zachary T & Krebs, Ashley N	53-09-13-403-009.000-015	1563	1B	N	\$ -	\$ -	\$ -	\$ -	\$ -	\$ -	\$ -	\$ -	\$ -
Tharp, Jordan R	53-09-13-403-002.000-015	1563	1B	N	\$ -	\$ -	\$ -	\$ -	\$ -	\$ -	\$ -	\$ -	\$ -
Sims, Camisha R	53-09-13-403-004.000-015	1563	1B	N	\$ -	\$ -	\$ -	\$ -	\$ -	\$ -	\$ -	\$ -	\$ -
Crane, Carri R	53-09-13-403-005.000-015	1563	1B	N	\$ -	\$ -	\$ -	\$ -	\$ 61.09	\$ -	\$ -	\$ 61.09	\$ 61.09
RSSJ Rentals, LLC	53-09-13-101-044.000-015		1B	N	\$ -	\$ -	\$ -	\$ -	\$ -	\$ 296.62	\$ -	\$ 296.62	\$ 296.62
Armes, Susan L & Stand, James L	53-09-12-401-016.000-015		1B	N	\$ -	\$ -	\$ -	\$ -	\$ -	\$ 387.23	\$ -	\$ 387.23	\$ 387.23
Stout, Larry A	53-09-12-400-038.000-015		1B	N	\$ -	\$ -	\$ -	\$ -	\$ -	\$ -	\$ -	\$ -	\$ -
Rice, William R. & Nancy C.	53-09-12-400-053.000-015	1264	1B	N	\$ -	\$ -	\$ -	\$ -	\$ -	\$ 139.67	\$ -	\$ 139.67	\$ 139.67
Ira, Melissa J	53-09-13-102-004.000-015		1B	N	\$ -	\$ -	\$ -	\$ -	\$ -	\$ -	\$ -	\$ -	\$ -
Twin Flame Properties LLC	53-09-12-400-018.000-015		1B	N	\$ -	\$ -	\$ -	\$ -	\$ -	\$ 852.55	\$ -	\$ 852.55	\$ 852.55
Scholten, Nathan & Jessica	53-09-13-101-011.000-015		1B	N	\$ -	\$ -	\$ -	\$ -	\$ -	\$ -	\$ -	\$ -	\$ -
Patterson, Steven F.	53-09-13-105-006.000-015		1B	N	\$ -	\$ -	\$ -	\$ -	\$ -	\$ -	\$ -	\$ -	\$ -
May, Robert W	53-09-12-402-010.000-015		1B	N	\$ -	\$ -	\$ -	\$ -	\$ -	\$ 311.38	\$ -	\$ 311.38	\$ 311.38
State of Indiana	53-09-12-402-053.000-015		1B	N	\$ -	\$ -	\$ -	\$ -	\$ -	\$ -	\$ -	\$ -	\$ -
Kinser, Susan	53-09-12-400-021.000-015		1B	N	\$ -	\$ -	\$ -	\$ -	\$ -	\$ -	\$ -	\$ -	\$ -
Wendling, Donald L	53-09-13-103-066.000-015		1B	N	\$ -	\$ -	\$ -	\$ -	\$ -	\$ -	\$ -	\$ -	\$ -
Larch, Marcella M	53-09-13-400-051.000-015	2392	1B	N	\$ -	\$ -	\$ -	\$ -	\$ -	\$ -	\$ -	\$ -	\$ -
Trinkle, Sharlyn L	53-09-13-101-013.000-015		1B	N	\$ -	\$ -	\$ -	\$ -	\$ -	\$ -	\$ -	\$ -	\$ -
Dorris, Dale W II	53-09-13-103-047.000-015		1B	N	\$ -	\$ -	\$ -	\$ -	\$ -	\$ -	\$ -	\$ -	\$ -
Bastin, Alexandra	53-09-13-407-019.000-015		1B	N	\$ -	\$ -	\$ -	\$ -	\$ -	\$ -	\$ -	\$ -	\$ -
Fleener, Timothy Ray & w/l/e Rachel Joan Fleener	53-09-12-402-039.000-015		1B	N	\$ -	\$ -	\$ -	\$ -	\$ -	\$ -	\$ 779.55	\$ 779.55	\$ 779.55
Carroll, Tommy L & Jowana L	53-09-12-400-014.000-015		1B	N	\$ -	\$ -	\$ -	\$ -	\$ -	\$ -	\$ -	\$ -	\$ -
Elgar, Jon R	53-09-13-104-018.000-015		1B	N	\$ -	\$ -	\$ -	\$ -	\$ -	\$ 272.84	\$ -	\$ 272.84	\$ 272.84
Van Bortel, Quin G & Shea Stone	53-09-13-401-062.000-015	1292	1B	N	\$ -	\$ -	\$ -	\$ -	\$ 37.40	\$ -	\$ -	\$ 37.40	\$ 37.40
Cooper, Julia L	53-09-13-401-025.000-015	1292	1B	N	\$ -	\$ -	\$ -	\$ -	\$ 41.35	\$ -	\$ -	\$ 41.35	\$ 41.35
Ash, Bradley J & Cheryl Lynn	53-09-13-401-063.000-015	1292	1B	N	\$ -	\$ -	\$ -	\$ -	\$ -	\$ -	\$ -	\$ -	\$ -
Seaton, Texal N	53-09-13-401-059.000-015	1292	1B	N	\$ -	\$ -	\$ -	\$ -	\$ -	\$ -	\$ -	\$ -	\$ -
Campbell, James W & Jeanne T	53-09-13-401-005.000-015	1292	1B	N	\$ -	\$ -	\$ -	\$ -	\$ -	\$ -	\$ -	\$ -	\$ -
Thacker, Rebecca J	53-09-13-401-049.000-015	1292	1B	N	\$ -	\$ -	\$ -	\$ -	\$ -	\$ -	\$ -	\$ -	\$ -
Callison, Michael & Jordan	53-09-13-401-038.000-015	1292	1B	N	\$ -	\$ -	\$ -	\$ -	\$ -	\$ -	\$ -	\$ -	\$ -

City of Bloomington

Area #1B: South-West Annexation Area - Circuit Breaker Impacts Analysis

Owner Name	Parcel #	Waiver	Annexation Area	AG	Pre-Annex 1% CB Credits	Pre-Annex 2% CB Credits	Pre-Annex 65 & Over CB Credits	Pre-Annex Total CB Credits	Post-Annex 1% CB Credits	Post-Annex 2% CB Credits	Post-Annex 65 & Over CB Credits	Post-Annex Total CB Credits	Total Post-Annex CB Credits Increase
Findley, Selina F & Findley, Tiffany D	53-09-13-401-022.000-015	1292	1B	N	\$ -	\$ -	\$ -	\$ -	\$ -	\$ -	\$ -	\$ -	\$ -
Sciscoe, Brandon	53-09-13-401-040.000-015	1292	1B	N	\$ -	\$ -	\$ -	\$ -	\$ 0.55	\$ -	\$ -	\$ 0.55	\$ 0.55
Hines, Amy & Krouse, Alexander	53-09-13-401-042.000-015	1292	1B	N	\$ -	\$ -	\$ -	\$ -	\$ -	\$ -	\$ -	\$ -	\$ -
McCollough, C. Robert	53-09-12-400-036.000-015		1B	N	\$ -	\$ -	\$ -	\$ -	\$ -	\$ -	\$ -	\$ -	\$ -
Myers, Bart L	53-09-13-104-029.000-015		1B	N	\$ -	\$ -	\$ -	\$ -	\$ -	\$ -	\$ -	\$ -	\$ -
May, Rickey G & Rhea D	53-09-13-400-088.000-015		1B	N	\$ -	\$ -	\$ 423.00	\$ 423.00	\$ -	\$ -	\$ -	\$ -	\$ (423.00)
Gentry, Larry	53-09-13-105-038.000-015		1B	N	\$ -	\$ -	\$ 82.00	\$ 82.00	\$ -	\$ -	\$ 434.23	\$ 434.23	\$ 352.23
Babb, Angela; Linne, Jarrod	53-09-13-104-023.000-015		1B	N	\$ -	\$ -	\$ -	\$ -	\$ -	\$ -	\$ -	\$ -	\$ -
Bynum, Sarah	53-09-13-401-045.000-015	1292	1B	N	\$ -	\$ -	\$ -	\$ -	\$ 15.32	\$ -	\$ -	\$ 15.32	\$ 15.32
Creps, Stephen A.	53-09-13-401-001.000-015	1292	1B	N	\$ -	\$ -	\$ -	\$ -	\$ -	\$ 277.98	\$ -	\$ 277.98	\$ 277.98
McGill, Ricky D & Tanette R	53-09-13-401-027.000-015	1292	1B	N	\$ -	\$ -	\$ -	\$ -	\$ -	\$ -	\$ -	\$ -	\$ -
Raley, Andria B	53-09-13-401-026.000-015	1292	1B	N	\$ -	\$ -	\$ -	\$ -	\$ -	\$ -	\$ -	\$ -	\$ -
Melvin, David Edward & Shauna Michelle	53-09-13-401-057.000-015	1292	1B	N	\$ -	\$ -	\$ -	\$ -	\$ -	\$ -	\$ -	\$ -	\$ -
Heuring, Michael Allen	53-09-13-401-039.000-015	1292	1B	N	\$ -	\$ -	\$ -	\$ -	\$ 100.13	\$ -	\$ -	\$ 100.13	\$ 100.13
Whitmer, Jeffrey M & Kelly J	53-09-13-401-041.000-015	1292	1B	N	\$ -	\$ -	\$ -	\$ -	\$ -	\$ -	\$ -	\$ -	\$ -
Baird, Cortney	53-09-13-401-034.000-015	1292	1B	N	\$ -	\$ -	\$ -	\$ -	\$ -	\$ -	\$ -	\$ -	\$ -
Walden, Brandon & Cherry	53-09-13-401-014.000-015	1292	1B	N	\$ -	\$ -	\$ -	\$ -	\$ -	\$ -	\$ -	\$ -	\$ -
Tracey, Patrick	53-09-13-401-060.000-015	1853	1B	N	\$ -	\$ -	\$ -	\$ -	\$ -	\$ -	\$ -	\$ -	\$ -
State of Indiana	53-09-13-103-061.000-015		1B	N	\$ -	\$ -	\$ -	\$ -	\$ -	\$ -	\$ -	\$ -	\$ -
Deckard, Valerie A	53-09-13-101-053.000-015		1B	N	\$ -	\$ -	\$ -	\$ -	\$ -	\$ -	\$ -	\$ -	\$ -
Groves, Daniel L	53-09-13-104-009.000-015		1B	N	\$ -	\$ -	\$ -	\$ -	\$ -	\$ 232.17	\$ -	\$ 232.17	\$ 232.17
Fish, Oscar E. & Myra F.	53-09-13-101-064.000-015		1B	N	\$ -	\$ -	\$ 277.00	\$ 277.00	\$ -	\$ -	\$ 830.04	\$ 830.04	\$ 553.04
Morrison, Garry L & Carter, Shirley A	53-09-13-403-003.000-015	1563	1B	N	\$ -	\$ -	\$ 397.00	\$ 397.00	\$ -	\$ -	\$ 1,027.54	\$ 1,027.54	\$ 630.54
Krebbs, Michael R & Melissa J	53-09-13-403-007.000-015	1777	1B	N	\$ -	\$ -	\$ -	\$ -	\$ 37.83	\$ -	\$ -	\$ 37.83	\$ 37.83
Gabriel, Henry & Priscilla	53-09-13-403-001.000-015	1563	1B	N	\$ -	\$ -	\$ -	\$ -	\$ 83.46	\$ -	\$ -	\$ 83.46	\$ 83.46
Silvernail, Daniel L & Shaylan N	53-09-13-403-006.000-015	1563	1B	N	\$ -	\$ -	\$ -	\$ -	\$ -	\$ -	\$ -	\$ -	\$ -
Vermaat, Cheryl R & James	53-09-13-403-010.000-015	2362	1B	N	\$ -	\$ -	\$ -	\$ -	\$ 77.77	\$ -	\$ -	\$ 77.77	\$ 77.77
Dobson, Christopher M & Holly D	53-09-13-403-011.000-015	2396	1B	N	\$ -	\$ -	\$ -	\$ -	\$ 49.83	\$ -	\$ -	\$ 49.83	\$ 49.83
Hottell, Nathan Kyle & Piper Rae	53-09-13-403-008.000-015	1563	1B	N	\$ -	\$ -	\$ -	\$ -	\$ -	\$ 431.78	\$ -	\$ 431.78	\$ 431.78
Miller, Michael; Noble, Lauren	53-09-13-410-006.000-015	1563	1B	N	\$ -	\$ -	\$ -	\$ -	\$ 146.78	\$ -	\$ -	\$ 146.78	\$ 146.78
Manley, Raymond D	53-09-13-410-007.000-015	1563	1B	N	\$ -	\$ -	\$ -	\$ -	\$ -	\$ -	\$ -	\$ -	\$ -
McClary, Ronald J & Sandra K	53-09-13-410-004.000-015	1563	1B	N	\$ -	\$ -	\$ -	\$ -	\$ -	\$ -	\$ -	\$ -	\$ -
Stewart, Andrew J & Lora L	53-09-13-410-009.000-015	1563	1B	N	\$ -	\$ -	\$ -	\$ -	\$ -	\$ -	\$ -	\$ -	\$ -
Raper, Mark A & Ranatta S	53-09-13-400-092.000-015	1597	1B	N	\$ -	\$ -	\$ -	\$ -	\$ -	\$ -	\$ -	\$ -	\$ -
Hansford, Christopher S	53-09-13-400-060.000-015	1597	1B	N	\$ -	\$ -	\$ -	\$ -	\$ -	\$ -	\$ -	\$ -	\$ -
Smith, Larry Edwin Jr & Catherine Collins	53-09-13-400-081.000-015	1597	1B	N	\$ -	\$ -	\$ -	\$ -	\$ -	\$ -	\$ -	\$ -	\$ -
Smith, Larry Edwin Jr & Catherine Collins	53-09-13-400-042.000-015	1597	1B	N	\$ -	\$ -	\$ -	\$ -	\$ -	\$ -	\$ -	\$ -	\$ -
Harris, Rhonda Joanne	53-09-13-400-096.000-015	1539	1B	N	\$ -	\$ -	\$ -	\$ -	\$ -	\$ -	\$ -	\$ -	\$ -
Hamilton, Ron R & Jane E	53-09-13-400-098.000-015	1752	1B	N	\$ -	\$ -	\$ -	\$ -	\$ 60.36	\$ -	\$ -	\$ 60.36	\$ 60.36
Parrott, Jeana L; Nolan & Edwynna D Turner	53-09-13-400-094.000-015	1478	1B	N	\$ -	\$ -	\$ -	\$ -	\$ -	\$ 494.61	\$ -	\$ 494.61	\$ 494.61
Fleener, Garth D & Adkins-Fleener, Karen	53-09-13-400-095.000-015	1578	1B	N	\$ -	\$ -	\$ -	\$ -	\$ -	\$ -	\$ -	\$ -	\$ -
Adams, Jeremy B & Melanie	53-09-13-400-023.000-015	1517	1B	N	\$ -	\$ -	\$ -	\$ -	\$ 323.46	\$ -	\$ -	\$ 323.46	\$ 323.46
Kennington, Corey D	53-09-13-400-055.000-015	1576	1B	N	\$ -	\$ -	\$ -	\$ -	\$ 90.06	\$ -	\$ -	\$ 90.06	\$ 90.06
Montgomery, Stephanie	53-09-13-400-046.000-015		1B	N	\$ -	\$ -	\$ -	\$ -	\$ -	\$ -	\$ -	\$ -	\$ -

City of Bloomington

Area #1B: South-West Annexation Area - Circuit Breaker Impacts Analysis

Owner Name	Parcel #	Waiver	Annexation Area	AG	Pre-Annex 1% CB Credits	Pre-Annex 2% CB Credits	Pre-Annex 65 & Over CB Credits	Pre-Annex Total CB Credits	Post-Annex 1% CB Credits	Post-Annex 2% CB Credits	Post-Annex 65 & Over CB Credits	Post-Annex Total CB Credits	Total Post-Annex CB Credits Increase
State of Indiana	53-09-24-100-006.000-015	1636	1B	N	\$ -	\$ -	\$ -	\$ -	\$ -	\$ -	\$ -	\$ -	\$ -
Hoene, Emmett C & Debra Lynn	53-09-12-402-015.000-015		1B	N	\$ -	\$ -	\$ -	\$ -	\$ -	\$ -	\$ -	\$ -	\$ -
Lebby, David A Jr; Lebby, Charlie	53-09-13-104-001.000-015		1B	N	\$ -	\$ -	\$ -	\$ -	\$ -	\$ -	\$ -	\$ -	\$ -
Newlin-Blackwell, Liam	53-09-13-102-007.000-015		1B	N	\$ -	\$ -	\$ -	\$ -	\$ -	\$ -	\$ -	\$ -	\$ -
Cole, Shannon Jessee	53-09-13-103-092.000-015		1B	N	\$ -	\$ -	\$ -	\$ -	\$ -	\$ -	\$ -	\$ -	\$ -
Edwards, Janice G Revocable Living Trust	53-09-13-400-004.000-015	2046	1B	N	\$ -	\$ -	\$ -	\$ -	\$ -	\$ -	\$ -	\$ -	\$ -
Cream & Crimson Management LLC	53-09-13-400-034.000-015		1B	N	\$ -	\$ -	\$ -	\$ -	\$ -	\$ 248.56	\$ -	\$ 248.56	\$ 248.56
Harris, Brandon A & Amanda D	53-09-13-400-084.000-015	1648	1B	N	\$ -	\$ -	\$ -	\$ -	\$ -	\$ -	\$ -	\$ -	\$ -
Hanlon, Johnny Robert	53-09-13-104-013.000-015		1B	N	\$ -	\$ -	\$ -	\$ -	\$ -	\$ 311.63	\$ -	\$ 311.63	\$ 311.63
State of Indiana	53-09-12-403-002.000-015		1B	N	\$ -	\$ -	\$ -	\$ -	\$ -	\$ -	\$ -	\$ -	\$ -
Sweat, Deborah K	53-09-13-103-089.000-015		1B	N	\$ -	\$ -	\$ -	\$ -	\$ -	\$ -	\$ -	\$ -	\$ -
Pagel, Christopher A	53-09-13-407-008.000-015		1B	N	\$ -	\$ -	\$ -	\$ -	\$ -	\$ -	\$ -	\$ -	\$ -
Groves, Daniel L	53-09-13-104-010.000-015		1B	N	\$ -	\$ -	\$ -	\$ -	\$ -	\$ 305.13	\$ -	\$ 305.13	\$ 305.13
Carr, J Kevin	53-09-13-101-039.000-015		1B	N	\$ -	\$ -	\$ -	\$ -	\$ -	\$ 246.30	\$ -	\$ 246.30	\$ 246.30
Carpenter, Bruce M	53-09-13-104-003.000-015		1B	N	\$ -	\$ -	\$ -	\$ -	\$ -	\$ -	\$ -	\$ -	\$ -
Crum, Nathaniel Prescott & Katie E	53-09-12-402-042.000-015		1B	N	\$ -	\$ -	\$ 87.00	\$ 87.00	\$ -	\$ -	\$ -	\$ -	\$ (87.00)
Panigada, Jose Leonardo & Maria Sofia	53-09-13-101-061.000-015		1B	N	\$ -	\$ -	\$ -	\$ -	\$ -	\$ -	\$ -	\$ -	\$ -
The Revocable Trust Agreement of Mobley, Joan	53-09-12-401-012.000-015		1B	N	\$ -	\$ -	\$ -	\$ -	\$ -	\$ 428.28	\$ -	\$ 428.28	\$ 428.28
Moreland, Shea	53-09-13-102-011.000-015		1B	N	\$ -	\$ -	\$ -	\$ -	\$ -	\$ -	\$ -	\$ -	\$ -
Kenny, John	53-09-13-101-024.000-015		1B	N	\$ -	\$ -	\$ -	\$ -	\$ -	\$ -	\$ -	\$ -	\$ -
Leahy, Kevin C & Patty A	53-09-13-401-013.000-015	1292	1B	N	\$ -	\$ -	\$ -	\$ -	\$ -	\$ -	\$ -	\$ -	\$ -
Rey, Walter & Eunyoung	53-09-13-401-009.000-015	1292	1B	N	\$ -	\$ -	\$ -	\$ -	\$ -	\$ -	\$ -	\$ -	\$ -
Williams, Jo Ann	53-09-13-401-024.000-015	1292	1B	N	\$ -	\$ -	\$ -	\$ -	\$ -	\$ -	\$ -	\$ -	\$ -
Dickerhoof, Roger B & Greta L	53-09-13-401-021.000-015	1292	1B	N	\$ -	\$ -	\$ -	\$ -	\$ 24.67	\$ -	\$ -	\$ 24.67	\$ 24.67
Powell, Kenneth	53-09-13-401-008.000-015	2437	1B	N	\$ -	\$ -	\$ -	\$ -	\$ -	\$ 444.80	\$ -	\$ 444.80	\$ 444.80
Miller, Robin S & Henderson-Miller, Lesli	53-09-13-401-016.000-015	1292	1B	N	\$ -	\$ -	\$ -	\$ -	\$ 13.21	\$ -	\$ -	\$ 13.21	\$ 13.21
Woodhaven-citation Homeowners Assoc Inc	53-09-13-401-064.000-015	1292	1B	N	\$ -	\$ -	\$ -	\$ -	\$ -	\$ -	\$ -	\$ -	\$ -
Johnson, Janet L Revocable Trust	53-09-13-103-039.000-015		1B	N	\$ -	\$ -	\$ 171.00	\$ 171.00	\$ -	\$ -	\$ 404.44	\$ 404.44	\$ 233.44
Burch, Denise R	53-09-13-104-017.000-015		1B	N	\$ -	\$ -	\$ -	\$ -	\$ -	\$ -	\$ -	\$ -	\$ -
Pate, Michael D & Jacqueline A Joint Revocable Trust	53-09-13-101-042.000-015		1B	N	\$ -	\$ -	\$ -	\$ -	\$ -	\$ -	\$ -	\$ -	\$ -
Clark, Michael R & Arnetta D	53-09-13-107-018.000-015		1B	N	\$ -	\$ -	\$ -	\$ -	\$ -	\$ -	\$ -	\$ -	\$ -
McHenry, Samuel	53-09-13-107-002.000-015		1B	N	\$ -	\$ -	\$ -	\$ -	\$ -	\$ -	\$ -	\$ -	\$ -
Nisbet, Richard L & Shelley K	53-09-13-103-029.000-015		1B	N	\$ -	\$ -	\$ -	\$ -	\$ -	\$ 259.07	\$ -	\$ 259.07	\$ 259.07
Boling, Patricia S	53-09-13-407-018.000-015		1B	N	\$ -	\$ -	\$ -	\$ -	\$ -	\$ -	\$ -	\$ -	\$ -
Axsom, Treva B	53-09-13-400-061.000-015	1505	1B	N	\$ -	\$ -	\$ -	\$ -	\$ 73.51	\$ -	\$ -	\$ 73.51	\$ 73.51
Winkelman, Barbara Lynn	53-09-13-400-053.000-015	1597	1B	N	\$ -	\$ -	\$ -	\$ -	\$ 27.32	\$ -	\$ -	\$ 27.32	\$ 27.32
Rasner, Donald L & Linda L	53-09-13-400-043.000-015	1485	1B	N	\$ -	\$ -	\$ -	\$ -	\$ -	\$ -	\$ -	\$ -	\$ -
Pieper, Karen & Frederick	53-09-13-400-093.000-015	1597	1B	N	\$ -	\$ -	\$ -	\$ -	\$ 71.77	\$ -	\$ -	\$ 71.77	\$ 71.77
Bates, Kimberly A	53-09-12-402-052.000-015		1B	N	\$ -	\$ -	\$ -	\$ -	\$ -	\$ -	\$ -	\$ -	\$ -
Valdettaro, Martha D Rev Trust	53-09-13-407-004.000-015		1B	N	\$ -	\$ -	\$ -	\$ -	\$ -	\$ 329.91	\$ -	\$ 329.91	\$ 329.91
Kagemann, Giovanna	53-09-12-401-011.000-015		1B	N	\$ -	\$ -	\$ -	\$ -	\$ -	\$ -	\$ -	\$ -	\$ -
State Of Indiana	53-09-12-401-018.000-015		1B	N	\$ -	\$ -	\$ -	\$ -	\$ -	\$ -	\$ -	\$ -	\$ -
Vickers, Travis S & Bethany D	53-09-13-102-002.000-015		1B	N	\$ -	\$ -	\$ -	\$ -	\$ -	\$ -	\$ -	\$ -	\$ -
State Of Indiana	53-09-12-100-025.000-015		1B	N	\$ -	\$ -	\$ -	\$ -	\$ -	\$ -	\$ -	\$ -	\$ -

City of Bloomington

Area #1B: South-West Annexation Area - Circuit Breaker Impacts Analysis

Owner Name	Parcel #	Waiver	Annexation Area	AG	Pre-Annex 1% CB Credits	Pre-Annex 2% CB Credits	Pre-Annex 65 & Over CB Credits	Pre-Annex Total CB Credits	Post-Annex 1% CB Credits	Post-Annex 2% CB Credits	Post-Annex 65 & Over CB Credits	Post-Annex Total CB Credits	Total Post-Annex CB Credits Increase
Pritchett, Camila J	53-09-13-103-086.000-015		1B	N	\$ -	\$ -	\$ -	\$ -	\$ -	\$ -	\$ -	\$ -	\$ -
Sparks, Cletis Russell & Lois Jane Trust	53-09-12-401-009.000-015		1B	N	\$ -	\$ -	\$ -	\$ -	\$ 15.46	\$ -	\$ -	\$ 15.46	\$ 15.46
Jacobs, James Lloyd	53-09-12-400-071.000-015	1429	1B	N	\$ -	\$ -	\$ -	\$ -	\$ -	\$ -	\$ -	\$ -	\$ -
Campbell, Johnny C	53-09-13-104-020.000-015		1B	N	\$ -	\$ -	\$ -	\$ -	\$ -	\$ -	\$ -	\$ -	\$ -
Sears, Owen D & Audrey L	53-09-13-407-002.000-015		1B	N	\$ -	\$ -	\$ 291.00	\$ 291.00	\$ -	\$ -	\$ 505.36	\$ 505.36	\$ 214.36
Ibison, Anita J Lawlis	53-09-13-103-003.000-015	1836	1B	N	\$ -	\$ -	\$ -	\$ -	\$ -	\$ -	\$ -	\$ -	\$ -
Ranz, Julie T	53-09-13-103-004.000-015		1B	N	\$ -	\$ -	\$ -	\$ -	\$ -	\$ -	\$ -	\$ -	\$ -
Hickman, Morris R & Mary C	53-09-13-104-037.000-015		1B	N	\$ -	\$ -	\$ -	\$ -	\$ -	\$ 252.70	\$ -	\$ 252.70	\$ 252.70
Lyons, Joshua T & Kayla M	53-09-12-400-003.000-015	2303	1B	N	\$ -	\$ -	\$ -	\$ -	\$ -	\$ -	\$ -	\$ -	\$ -
Shirley, Lawrence A II	53-09-13-102-032.000-015		1B	N	\$ -	\$ -	\$ -	\$ -	\$ -	\$ -	\$ -	\$ -	\$ -
Collins, Bradley J	53-09-13-102-022.000-015		1B	N	\$ -	\$ -	\$ -	\$ -	\$ -	\$ -	\$ -	\$ -	\$ -
Emmert, Georgia K & Bagwell, Janice E	53-09-13-105-023.000-015		1B	N	\$ -	\$ -	\$ -	\$ -	\$ -	\$ -	\$ -	\$ -	\$ -
Hartfield, William A & Cecilia L	53-09-12-401-015.000-015		1B	N	\$ -	\$ -	\$ -	\$ -	\$ -	\$ -	\$ -	\$ -	\$ -
Crumbaker, James A & Julia F	53-09-13-101-038.000-015		1B	N	\$ -	\$ -	\$ -	\$ -	\$ -	\$ -	\$ -	\$ -	\$ -
Crum, Jonathan Vandevort & Tenile	53-09-13-104-019.000-015		1B	N	\$ -	\$ -	\$ -	\$ -	\$ -	\$ -	\$ -	\$ -	\$ -
Velasco, Marie	53-09-13-103-068.000-015		1B	N	\$ -	\$ -	\$ 222.00	\$ 222.00	\$ -	\$ -	\$ 546.87	\$ 546.87	\$ 324.87
Westmoreland LLC	53-09-13-105-010.000-015		1B	N	\$ -	\$ -	\$ -	\$ -	\$ -	\$ 287.10	\$ -	\$ 287.10	\$ 287.10
Hammock, Stephen L & Irene R	53-09-12-402-045.000-015	1051	1B	N	\$ -	\$ -	\$ -	\$ -	\$ 57.58	\$ -	\$ -	\$ 57.58	\$ 57.58
Walker, James F & Clare G Trustees	53-09-12-400-030.000-015	1102	1B	N	\$ -	\$ -	\$ -	\$ -	\$ -	\$ -	\$ -	\$ -	\$ -
Drew, James David	53-09-12-400-043.000-015	1315	1B	N	\$ -	\$ -	\$ -	\$ -	\$ -	\$ -	\$ -	\$ -	\$ -
Palmer, Evan A & Jessica M	53-09-13-101-014.000-015		1B	N	\$ -	\$ -	\$ -	\$ -	\$ -	\$ -	\$ -	\$ -	\$ -
Huff, Alice E	53-09-13-103-027.000-015		1B	N	\$ -	\$ -	\$ 494.00	\$ 494.00	\$ -	\$ -	\$ 990.61	\$ 990.61	\$ 496.61
Alano, Brian B. & Rebecca A.	53-09-13-101-030.000-015		1B	N	\$ -	\$ -	\$ -	\$ -	\$ -	\$ 289.36	\$ -	\$ 289.36	\$ 289.36
Bell, Jared M	53-09-13-103-034.000-015		1B	N	\$ -	\$ -	\$ -	\$ -	\$ -	\$ -	\$ -	\$ -	\$ -
Casad, Michael L. & Diane K.	53-09-13-103-043.000-015		1B	N	\$ -	\$ -	\$ -	\$ -	\$ -	\$ 227.53	\$ -	\$ 227.53	\$ 227.53
Cress, Michael L & Ellington, Erin D	53-09-13-103-010.000-015		1B	N	\$ -	\$ -	\$ -	\$ -	\$ -	\$ -	\$ -	\$ -	\$ -
Lewis, William E & Tracey L	53-09-13-103-055.000-015		1B	N	\$ -	\$ -	\$ -	\$ -	\$ -	\$ -	\$ -	\$ -	\$ -
Bailey, Colleen E	53-09-13-101-007.000-015		1B	N	\$ -	\$ -	\$ -	\$ -	\$ -	\$ -	\$ -	\$ -	\$ -
Yang, Jiazhi; Yang, Crystal Carolyn	53-09-13-103-075.000-015		1B	N	\$ -	\$ -	\$ -	\$ -	\$ -	\$ -	\$ -	\$ -	\$ -
Cruse, Elizabeth A	53-09-13-107-006.000-015		1B	N	\$ -	\$ -	\$ -	\$ -	\$ -	\$ -	\$ -	\$ -	\$ -
Henry, Heather L	53-09-13-107-032.000-015		1B	N	\$ -	\$ -	\$ -	\$ -	\$ -	\$ -	\$ -	\$ -	\$ -
Ratliff, Pamela Treadway	53-09-13-107-016.000-015		1B	N	\$ -	\$ -	\$ -	\$ -	\$ -	\$ -	\$ -	\$ -	\$ -
Kleine, Matthew	53-09-13-400-058.000-015		1B	N	\$ -	\$ -	\$ -	\$ -	\$ 109.80	\$ -	\$ -	\$ 109.80	\$ 109.80
Crum, Michael F	53-09-13-400-030.000-015		1B	N	\$ -	\$ -	\$ -	\$ -	\$ -	\$ -	\$ -	\$ -	\$ -
Campbell, Daniel Ward	53-09-13-103-025.000-015		1B	N	\$ -	\$ -	\$ -	\$ -	\$ -	\$ -	\$ -	\$ -	\$ -
Ladisch, Nikolaus	53-09-12-400-077.000-015		1B	N	\$ -	\$ -	\$ -	\$ -	\$ 179.55	\$ -	\$ -	\$ 179.55	\$ 179.55
Rupert, Phillip M	53-09-12-400-015.000-015		1B	N	\$ -	\$ -	\$ -	\$ -	\$ -	\$ 219.02	\$ -	\$ 219.02	\$ 219.02
Rupert, Phillip M	53-09-12-400-031.000-015		1B	N	\$ -	\$ -	\$ -	\$ -	\$ -	\$ -	\$ -	\$ -	\$ -
Ehteshami, Mariam; Lee, Robert C	53-09-12-401-007.000-015		1B	N	\$ -	\$ -	\$ -	\$ -	\$ -	\$ 366.20	\$ -	\$ 366.20	\$ 366.20
Wetnight, Shannon M & Jack A Jr	53-09-12-400-005.000-015		1B	N	\$ -	\$ -	\$ -	\$ -	\$ -	\$ -	\$ -	\$ -	\$ -
Lintermuth, Vernon D & Pendleton, William R Pendleton	53-09-13-106-043.000-015		1B	N	\$ -	\$ -	\$ -	\$ -	\$ -	\$ -	\$ -	\$ -	\$ -
Klodzen, Terri A	53-09-13-102-037.000-015		1B	N	\$ -	\$ -	\$ -	\$ -	\$ -	\$ -	\$ -	\$ -	\$ -
McCracken, Linda O	53-09-13-103-081.000-015		1B	N	\$ -	\$ -	\$ -	\$ -	\$ 341.92	\$ -	\$ -	\$ 341.92	\$ 341.92
Salisbury, James D. & Richalyn J.	53-09-13-102-033.000-015		1B	N	\$ -	\$ -	\$ -	\$ -	\$ -	\$ -	\$ -	\$ -	\$ -
Chambers, Willard D. & Constance P.	53-09-13-103-085.000-015		1B	N	\$ -	\$ -	\$ -	\$ -	\$ -	\$ -	\$ -	\$ -	\$ -

City of Bloomington

Area #1B: South-West Annexation Area - Circuit Breaker Impacts Analysis

Owner Name	Parcel #	Waiver	Annexation Area	AG	Pre-Annex 1% CB Credits	Pre-Annex 2% CB Credits	Pre-Annex 65 & Over CB Credits	Pre-Annex Total CB Credits	Post-Annex 1% CB Credits	Post-Annex 2% CB Credits	Post-Annex 65 & Over CB Credits	Post-Annex Total CB Credits	Total Post-Annex CB Credits Increase
Hartfield, William A. & Cecilia	53-09-12-401-004.000-015	1187	1B	N	\$ -	\$ -	\$ -	\$ -	\$ 89.90	\$ -	\$ -	\$ 89.90	\$ 89.90
Carr, Phillip G & Alesa D	53-09-13-103-020.000-015		1B	N	\$ -	\$ -	\$ -	\$ -	\$ -	\$ -	\$ -	\$ -	\$ -
Shepherd, Brian L & J Randalyn	53-09-13-107-005.000-015		1B	N	\$ -	\$ -	\$ -	\$ -	\$ -	\$ -	\$ -	\$ -	\$ -
Muir, Michele	53-09-13-101-047.000-015		1B	N	\$ -	\$ -	\$ -	\$ -	\$ -	\$ -	\$ -	\$ -	\$ -
Bowlen, Darin A	53-09-13-103-037.000-015		1B	N	\$ -	\$ -	\$ -	\$ -	\$ -	\$ -	\$ -	\$ -	\$ -
McCracken, Linda O	53-09-13-103-006.000-015		1B	N	\$ -	\$ -	\$ -	\$ -	\$ -	\$ 417.77	\$ -	\$ 417.77	\$ 417.77
Mishler, Derrick T	53-09-13-400-036.000-015		1B	N	\$ -	\$ -	\$ -	\$ -	\$ -	\$ -	\$ -	\$ -	\$ -
Courtney, Angela	53-09-13-107-015.000-015		1B	N	\$ -	\$ -	\$ -	\$ -	\$ -	\$ -	\$ -	\$ -	\$ -
Snapp-Ramsden, Laura E	53-09-13-103-030.000-015		1B	N	\$ -	\$ -	\$ -	\$ -	\$ -	\$ -	\$ -	\$ -	\$ -
Borecky, Stephen P Jr	53-09-12-402-026.000-015		1B	N	\$ -	\$ -	\$ -	\$ -	\$ -	\$ -	\$ -	\$ -	\$ -
Ryan, Marshall J. & Sandy K.	53-09-13-107-043.000-015		1B	N	\$ -	\$ -	\$ -	\$ -	\$ -	\$ -	\$ -	\$ -	\$ -
Kleinpeter, Jill	53-09-13-107-028.000-015		1B	N	\$ -	\$ -	\$ -	\$ -	\$ 50.12	\$ -	\$ -	\$ 50.12	\$ 50.12
State of Indiana	53-09-12-402-009.000-015	1105	1B	N	\$ -	\$ -	\$ -	\$ -	\$ -	\$ -	\$ -	\$ -	\$ -
Moore, Kevin Eugene & Sally Jo	53-09-13-101-020.000-015		1B	N	\$ -	\$ -	\$ -	\$ -	\$ -	\$ -	\$ -	\$ -	\$ -
Helton, Nicholas S	53-09-12-400-034.000-015		1B	N	\$ -	\$ -	\$ -	\$ -	\$ 301.87	\$ -	\$ -	\$ 301.87	\$ 301.87
Rader, John J & Jennifer A	53-09-12-400-069.000-015		1B	N	\$ -	\$ -	\$ -	\$ -	\$ -	\$ -	\$ -	\$ -	\$ -
Smith, Andrew C & Emmons, Karen E	53-09-13-103-050.000-015		1B	N	\$ -	\$ -	\$ -	\$ -	\$ -	\$ -	\$ -	\$ -	\$ -
Gray, Brian & Crystal D	53-09-13-105-003.000-015	1768	1B	N	\$ -	\$ -	\$ -	\$ -	\$ -	\$ -	\$ -	\$ -	\$ -
Bradfield, Gayla S.	53-09-13-102-014.000-015		1B	N	\$ -	\$ -	\$ -	\$ -	\$ -	\$ -	\$ -	\$ -	\$ -
Davis, Gary Mike & Helen Ann	53-09-13-103-070.000-015		1B	N	\$ -	\$ -	\$ 450.00	\$ 450.00	\$ -	\$ -	\$ 880.78	\$ 880.78	\$ 430.78
Pierson, Rachel L	53-09-13-104-026.000-015		1B	N	\$ -	\$ -	\$ -	\$ -	\$ -	\$ -	\$ -	\$ -	\$ -
Bradley, Joseph & Pamela; Bradley, Samuel	53-09-13-104-021.000-015		1B	N	\$ -	\$ -	\$ -	\$ -	\$ -	\$ -	\$ -	\$ -	\$ -
Davidson, Clard & Tiffany	53-09-13-101-012.000-015		1B	N	\$ -	\$ -	\$ -	\$ -	\$ -	\$ -	\$ -	\$ -	\$ -
Hughes, Nolan C	53-09-13-400-014.000-015		1B	N	\$ -	\$ -	\$ -	\$ -	\$ -	\$ -	\$ -	\$ -	\$ -
Carr, J. Kevin	53-09-13-105-014.000-015		1B	N	\$ -	\$ -	\$ -	\$ -	\$ -	\$ 296.12	\$ -	\$ 296.12	\$ 296.12
Bissey, Julie	53-09-13-105-004.000-015		1B	N	\$ -	\$ -	\$ -	\$ -	\$ -	\$ -	\$ -	\$ -	\$ -
Moore, Dennis Joe	53-09-13-103-088.000-015		1B	N	\$ -	\$ -	\$ -	\$ -	\$ -	\$ 240.05	\$ -	\$ 240.05	\$ 240.05
Sinclair, Courtney E & Rose, Cameron C	53-09-13-400-082.000-015		1B	N	\$ -	\$ -	\$ -	\$ -	\$ -	\$ -	\$ -	\$ -	\$ -
Felling, Chance L	53-09-13-103-051.000-015		1B	N	\$ -	\$ -	\$ -	\$ -	\$ -	\$ 263.83	\$ -	\$ 263.83	\$ 263.83
Osmundsen, Ramkal Doris	53-09-13-103-065.000-015		1B	N	\$ -	\$ -	\$ -	\$ -	\$ -	\$ -	\$ -	\$ -	\$ -
Nixon, Anthony & Emily J	53-09-13-107-039.000-015		1B	N	\$ -	\$ -	\$ -	\$ -	\$ -	\$ -	\$ -	\$ -	\$ -
Moore, Hillary Megan	53-09-12-402-048.000-015		1B	N	\$ -	\$ -	\$ -	\$ -	\$ -	\$ -	\$ -	\$ -	\$ -
Powell, Troy E & Carol J	53-09-13-409-012.000-015	1790	1B	N	\$ -	\$ -	\$ -	\$ -	\$ -	\$ -	\$ -	\$ -	\$ -
Sunny Day Property Inc	53-09-13-103-040.000-015		1B	N	\$ -	\$ -	\$ -	\$ -	\$ 242.30	\$ -	\$ -	\$ 242.30	\$ 242.30
Henry, David G & Fiona M	53-09-13-101-001.000-015		1B	N	\$ -	\$ -	\$ -	\$ -	\$ -	\$ -	\$ -	\$ -	\$ -
Trustees Of The Woodhaven Christian Church Of Monroe Co.	53-09-13-100-001.000-015		1B	N	\$ -	\$ -	\$ -	\$ -	\$ -	\$ -	\$ -	\$ -	\$ -
Eads, Forrest W. & Betty J. Trust	53-09-12-400-013.001-015		1B	N	\$ -	\$ -	\$ -	\$ -	\$ -	\$ -	\$ -	\$ -	\$ -
Sparks, Cletis Russell & Lois Jane Trust	53-09-12-400-011.002-015		1B	N	\$ -	\$ -	\$ -	\$ -	\$ -	\$ -	\$ -	\$ -	\$ -
Bowen, James P & Sandra K	53-09-12-100-005.000-015		1B	N	\$ -	\$ -	\$ -	\$ -	\$ -	\$ -	\$ -	\$ -	\$ -
Kinser, Hazel , Gary & Connie; Peggy Prince; Betty Elkins	53-09-12-400-014.004-015		1B	N	\$ -	\$ -	\$ -	\$ -	\$ -	\$ -	\$ -	\$ -	\$ -
Williams, Larry & Helen L	53-09-13-400-028.000-015	1638	1B	N	\$ -	\$ -	\$ -	\$ -	\$ -	\$ -	\$ -	\$ -	\$ -
Stroup, Mary Diener	53-09-13-400-049.000-015	1620	1B	N	\$ -	\$ -	\$ -	\$ -	\$ -	\$ -	\$ -	\$ -	\$ -
Harden, David L & Connie Sue	53-09-13-104-039.000-015		1B	N	\$ -	\$ -	\$ -	\$ -	\$ -	\$ -	\$ -	\$ -	\$ -
Taylor, Jack L. & Linda J.	53-09-13-407-014.000-015		1B	N	\$ -	\$ -	\$ -	\$ -	\$ -	\$ -	\$ -	\$ -	\$ -

City of Bloomington

Area #1B: South-West Annexation Area - Circuit Breaker Impacts Analysis

Owner Name	Parcel #	Waiver	Annexation Area	AG	Pre-Annex 1% CB Credits	Pre-Annex 2% CB Credits	Pre-Annex 65 & Over CB Credits	Pre-Annex Total CB Credits	Post-Annex 1% CB Credits	Post-Annex 2% CB Credits	Post-Annex 65 & Over CB Credits	Post-Annex Total CB Credits	Total Post-Annex CB Credits Increase
Grover, Joshua M W: Lopez, Bianca V	53-09-12-402-002.000-015		1B	N	\$ -	\$ -	\$ -	\$ -	\$ -	\$ -	\$ -	\$ -	\$ -
Dummitt, Wedsol & Sharon M	53-09-13-103-026.000-015		1B	N	\$ -	\$ -	\$ -	\$ -	\$ -	\$ -	\$ -	\$ -	\$ -
RSSJ Rentals LLC	53-09-13-103-067.000-015		1B	N	\$ -	\$ -	\$ -	\$ -	\$ -	\$ 303.88	\$ -	\$ 303.88	\$ 303.88
Hanlon, Johnny Robert	53-09-13-101-015.000-015		1B	N	\$ -	\$ -	\$ -	\$ -	\$ -	\$ 259.07	\$ -	\$ 259.07	\$ 259.07
Swarthout, Mary L	53-09-13-103-008.000-015		1B	N	\$ -	\$ -	\$ 314.00	\$ 314.00	\$ -	\$ -	\$ 597.71	\$ 597.71	\$ 283.71
Roberts, Susan N; Norton, Ruth	53-09-13-102-036.000-015		1B	N	\$ -	\$ -	\$ -	\$ -	\$ -	\$ -	\$ -	\$ -	\$ -
Souders, Tamara	53-09-13-400-006.000-015		1B	N	\$ -	\$ -	\$ -	\$ -	\$ -	\$ -	\$ -	\$ -	\$ -
Dearing, Ralph R. & Nancy S.	53-09-13-101-067.000-015		1B	N	\$ -	\$ -	\$ -	\$ -	\$ -	\$ -	\$ -	\$ -	\$ -
Grubb, Penny J	53-09-13-105-016.000-015		1B	N	\$ -	\$ -	\$ -	\$ -	\$ -	\$ -	\$ -	\$ -	\$ -
Deckard, Foris R & Deckard, Susan	53-09-13-102-017.000-015		1B	N	\$ -	\$ -	\$ -	\$ -	\$ -	\$ -	\$ -	\$ -	\$ -
Feschyn, Anthony Joseph	53-09-12-400-035.000-015		1B	N	\$ -	\$ -	\$ -	\$ -	\$ -	\$ -	\$ -	\$ -	\$ -
Deckard, Richard E Family Limited Partnership #201	53-09-12-400-081.000-015		1B	N	\$ -	\$ -	\$ -	\$ -	\$ -	\$ 167.71	\$ -	\$ 167.71	\$ 167.71
Deckard, Richard E Family Limited Partnership #201	53-09-12-400-079.000-015		1B	N	\$ -	\$ -	\$ -	\$ -	\$ -	\$ 232.04	\$ -	\$ 232.04	\$ 232.04
Meehan, Lawrence W	53-09-12-402-049.000-015		1B	N	\$ -	\$ -	\$ -	\$ -	\$ 312.04	\$ -	\$ -	\$ 312.04	\$ 312.04
Erickson, Christopher & Taylor	53-09-13-105-007.000-015		1B	N	\$ -	\$ -	\$ -	\$ -	\$ -	\$ -	\$ -	\$ -	\$ -
Lillard, Kevin L & Carmen K	53-09-13-103-012.000-015		1B	N	\$ -	\$ -	\$ -	\$ -	\$ -	\$ -	\$ -	\$ -	\$ -
Scank, Robert S	53-09-13-101-057.000-015		1B	N	\$ -	\$ -	\$ -	\$ -	\$ -	\$ 416.01	\$ -	\$ 416.01	\$ 416.01
Humphrey, Christine Ann L / E Robert E & Sally J Bruce	53-09-13-107-027.000-015		1B	N	\$ -	\$ -	\$ -	\$ -	\$ -	\$ -	\$ -	\$ -	\$ -
Treanor, Patricia L	53-09-13-400-005.000-015	1949	1B	N	\$ -	\$ -	\$ -	\$ -	\$ -	\$ -	\$ -	\$ -	\$ -
Keller, Sandra L	53-09-13-103-019.000-015		1B	N	\$ -	\$ -	\$ -	\$ -	\$ -	\$ -	\$ -	\$ -	\$ -
Rockey, Jordan A	53-09-12-400-059.000-015	1739	1B	N	\$ -	\$ -	\$ -	\$ -	\$ -	\$ -	\$ -	\$ -	\$ -
Hickman, Morris R. & Mary C.	53-09-13-104-030.000-015		1B	N	\$ -	\$ -	\$ -	\$ -	\$ -	\$ -	\$ -	\$ -	\$ -
Hannon, Scott A & Larissa E	53-09-13-400-090.000-015		1B	N	\$ -	\$ -	\$ -	\$ -	\$ -	\$ -	\$ -	\$ -	\$ -
Johnston, D. Bruce & Jyme L.	53-09-13-400-039.000-015		1B	N	\$ -	\$ -	\$ -	\$ -	\$ -	\$ -	\$ -	\$ -	\$ -
Johnston, D. Bruce & Jyme L.	53-09-13-400-074.000-015		1B	N	\$ -	\$ -	\$ -	\$ -	\$ -	\$ -	\$ -	\$ -	\$ -
Weisman, Jon	53-09-12-400-008.005-015		1B	N	\$ -	\$ -	\$ -	\$ -	\$ -	\$ -	\$ -	\$ -	\$ -
Armes, Susan L & Stand, James L	53-09-12-400-010.006-015		1B	N	\$ -	\$ -	\$ -	\$ -	\$ -	\$ -	\$ -	\$ -	\$ -
Eads, Forrest W. & Betty J. Trust	53-09-12-400-009.007-015		1B	N	\$ -	\$ -	\$ -	\$ -	\$ -	\$ -	\$ -	\$ -	\$ -
Sparks, Cletis Russell & Lois Jane Trust	53-09-12-400-012.008-015		1B	N	\$ -	\$ -	\$ -	\$ -	\$ -	\$ -	\$ -	\$ -	\$ -
Bryniarski, Joseph & Jill D	53-09-12-400-004.009-015		1B	N	\$ -	\$ -	\$ -	\$ -	\$ -	\$ -	\$ -	\$ -	\$ -
Vernon, Norma Joan; Wiesler, Sandra Jean Unversaw; Unversaw, Ralph Allen & Brown,	53-09-12-400-001.010-015		1B	N	\$ -	\$ -	\$ -	\$ -	\$ -	\$ -	\$ -	\$ -	\$ -
Boling, Zachary S & Anna J	53-09-12-400-005.011-015		1B	N	\$ -	\$ -	\$ -	\$ -	\$ -	\$ -	\$ -	\$ -	\$ -
Taylor, Pilar	53-09-12-400-002.012-015		1B	N	\$ -	\$ -	\$ -	\$ -	\$ -	\$ -	\$ -	\$ -	\$ -
Bates, Kimberly A	53-09-12-400-006.013-015		1B	N	\$ -	\$ -	\$ -	\$ -	\$ -	\$ -	\$ -	\$ -	\$ -
Trace, Michael E & Jana B	53-09-12-400-003.014-015		1B	N	\$ -	\$ -	\$ -	\$ -	\$ -	\$ -	\$ -	\$ -	\$ -
State of Indiana	53-09-12-400-007.015-015		1B	N	\$ -	\$ -	\$ -	\$ -	\$ -	\$ -	\$ -	\$ -	\$ -
Barshney, Rose M	53-09-13-400-069.000-015	1696	1B	N	\$ -	\$ -	\$ -	\$ -	\$ -	\$ -	\$ 189.74	\$ 189.74	\$ 189.74
Porter, Donald G & Bonita A	53-09-12-402-022.000-015		1B	N	\$ -	\$ -	\$ -	\$ -	\$ -	\$ -	\$ -	\$ -	\$ -
Taylor, Richard K. & Joyce A.	53-09-13-400-025.000-015		1B	N	\$ -	\$ -	\$ -	\$ -	\$ -	\$ -	\$ -	\$ -	\$ -
Sherrard, Linda	53-09-12-402-047.000-015		1B	N	\$ -	\$ -	\$ -	\$ -	\$ -	\$ -	\$ -	\$ -	\$ -
Platinum Development LLC	53-09-13-102-015.000-015		1B	N	\$ -	\$ -	\$ -	\$ -	\$ -	\$ 302.87	\$ -	\$ 302.87	\$ 302.87
Miller, Nikolaus W	53-09-13-103-091.000-015		1B	N	\$ -	\$ -	\$ -	\$ -	\$ -	\$ -	\$ -	\$ -	\$ -
Grafe-wampler, Tami L	53-09-13-104-024.000-015		1B	N	\$ -	\$ -	\$ -	\$ -	\$ -	\$ -	\$ -	\$ -	\$ -
Benton, Alix M	53-09-13-104-041.000-015		1B	N	\$ -	\$ -	\$ -	\$ -	\$ -	\$ -	\$ -	\$ -	\$ -

City of Bloomington

Area #1B: South-West Annexation Area - Circuit Breaker Impacts Analysis

Owner Name	Parcel #	Waiver	Annexation Area	AG	Pre-Annex 1% CB Credits	Pre-Annex 2% CB Credits	Pre-Annex 65 & Over CB Credits	Pre-Annex Total CB Credits	Post-Annex 1% CB Credits	Post-Annex 2% CB Credits	Post-Annex 65 & Over CB Credits	Post-Annex Total CB Credits	Total Post-Annex CB Credits Increase
Monroe Medical Arts LLC	53-09-24-100-007.000-015	1531	1B	N	\$ -	\$ -	\$ -	\$ -	\$ -	\$ -	\$ -	\$ -	\$ -
Williamson, Keith Raymond & Lisa Ann	53-09-12-402-011.000-015	1103	1B	N	\$ -	\$ -	\$ -	\$ -	\$ -	\$ -	\$ -	\$ -	\$ -
Solari, Jennifer M	53-09-12-402-020.000-015	1143	1B	N	\$ -	\$ -	\$ -	\$ -	\$ 104.52	\$ -	\$ -	\$ 104.52	\$ 104.52
Greathouse, Daniel C & Wanda L	53-09-13-103-044.000-015		1B	N	\$ -	\$ -	\$ -	\$ -	\$ -	\$ -	\$ -	\$ -	\$ -
Huber, Kristi Lynn & Huber, Janet S	53-09-13-103-059.000-015		1B	N	\$ -	\$ -	\$ -	\$ -	\$ -	\$ -	\$ -	\$ -	\$ -
Langley, Dean C & Mary A	53-09-13-400-065.000-015		1B	N	\$ -	\$ -	\$ -	\$ -	\$ -	\$ -	\$ -	\$ -	\$ -
Langley, Dean C & Mary A	53-09-13-400-067.000-015		1B	N	\$ -	\$ -	\$ -	\$ -	\$ -	\$ -	\$ -	\$ -	\$ -
Richards, Joe R	53-09-12-400-049.000-015		1B	N	\$ -	\$ -	\$ -	\$ -	\$ -	\$ -	\$ -	\$ -	\$ -
McCammon, Nicholas & Susan	53-09-12-402-006.000-015		1B	N	\$ -	\$ -	\$ -	\$ -	\$ 91.79	\$ -	\$ -	\$ 91.79	\$ 91.79
May, Shirley I	53-09-13-104-025.000-015		1B	N	\$ -	\$ -	\$ 225.00	\$ 225.00	\$ -	\$ -	\$ 564.49	\$ 564.49	\$ 339.49
White, Bruce A	53-09-12-400-048.000-015		1B	N	\$ -	\$ -	\$ -	\$ -	\$ -	\$ -	\$ -	\$ -	\$ -
Snow, Brian M & Nicole R	53-09-13-103-073.000-015		1B	N	\$ -	\$ -	\$ -	\$ -	\$ -	\$ -	\$ -	\$ -	\$ -
Pate, Rebecca Jane; Brown, Mnnie M L/E	53-09-12-400-027.000-015		1B	N	\$ -	\$ -	\$ 343.00	\$ 343.00	\$ -	\$ -	\$ 670.50	\$ 670.50	\$ 327.50
Hite, William C	53-09-13-103-032.000-015		1B	N	\$ -	\$ -	\$ 311.00	\$ 311.00	\$ -	\$ -	\$ 682.33	\$ 682.33	\$ 371.33
Sutherland, Janet R	53-09-13-101-035.000-015		1B	N	\$ -	\$ -	\$ -	\$ -	\$ -	\$ -	\$ -	\$ -	\$ -
Makurat, Steven R & Alma J	53-09-13-103-093.000-015		1B	N	\$ -	\$ -	\$ -	\$ -	\$ -	\$ 383.72	\$ -	\$ 383.72	\$ 383.72
Trent, Thomas A	53-09-13-104-035.000-015		1B	N	\$ -	\$ -	\$ -	\$ -	\$ -	\$ -	\$ -	\$ -	\$ -
Decker, Jane L	53-09-13-107-045.000-015		1B	N	\$ -	\$ -	\$ -	\$ -	\$ -	\$ -	\$ -	\$ -	\$ -
Miller, Bradley C	53-09-13-103-056.000-015		1B	N	\$ -	\$ -	\$ -	\$ -	\$ -	\$ -	\$ -	\$ -	\$ -
Dishman, Patricia A	53-09-13-400-017.000-015		1B	N	\$ -	\$ -	\$ -	\$ -	\$ -	\$ -	\$ -	\$ -	\$ -
Bowen, James P & Sandra K	53-09-12-401-003.000-015		1B	N	\$ -	\$ -	\$ -	\$ -	\$ -	\$ -	\$ -	\$ -	\$ -
State Of Indiana	53-09-12-401-006.000-015		1B	N	\$ -	\$ -	\$ -	\$ -	\$ -	\$ -	\$ -	\$ -	\$ -
Carmichael, Richard & Sharon K	53-09-13-103-062.000-015		1B	N	\$ -	\$ -	\$ -	\$ -	\$ -	\$ -	\$ -	\$ -	\$ -
Cook, James E. & Virginia P.	53-09-13-400-021.000-015		1B	N	\$ -	\$ -	\$ -	\$ -	\$ -	\$ -	\$ -	\$ -	\$ -
Cripe, Scott C & Barbara Suzanne	53-09-12-400-008.000-015		1B	N	\$ -	\$ -	\$ -	\$ -	\$ -	\$ -	\$ -	\$ -	\$ -
Carney, William L & William N	53-09-13-103-035.000-015		1B	N	\$ -	\$ -	\$ -	\$ -	\$ -	\$ -	\$ -	\$ -	\$ -
Mulryan, William F. & Mary F.	53-09-13-104-006.000-015		1B	N	\$ -	\$ -	\$ -	\$ -	\$ -	\$ -	\$ -	\$ -	\$ -
Fish, Rodger, Griffin, Rodgeann	53-09-13-102-023.000-015		1B	N	\$ -	\$ -	\$ -	\$ -	\$ -	\$ -	\$ -	\$ -	\$ -
Bell, Jason	53-09-13-102-008.000-015	1037	1B	N	\$ -	\$ -	\$ -	\$ -	\$ -	\$ -	\$ -	\$ -	\$ -
Kelley, James C & Judith A	53-09-13-102-009.000-015	1141	1B	N	\$ -	\$ -	\$ -	\$ -	\$ -	\$ -	\$ -	\$ -	\$ -
RSSJ Rentals LLC	53-09-13-102-021.000-015	1137	1B	N	\$ -	\$ -	\$ -	\$ -	\$ -	\$ 362.45	\$ -	\$ 362.45	\$ 362.45
Reese, Christopher D	53-09-13-102-012.000-015	1140	1B	N	\$ -	\$ -	\$ -	\$ -	\$ -	\$ -	\$ -	\$ -	\$ -
Rudkin, Jeffrey Scott	53-09-13-102-027.000-015	1142	1B	N	\$ -	\$ -	\$ -	\$ -	\$ -	\$ -	\$ -	\$ -	\$ -
Pfeiffer, Stanley D II & Sharisa L	53-09-13-102-025.000-015		1B	N	\$ -	\$ -	\$ -	\$ -	\$ 160.67	\$ -	\$ -	\$ 160.67	\$ 160.67
Sanjurjo, Rebeca L	53-09-13-102-006.000-015		1B	N	\$ -	\$ -	\$ -	\$ -	\$ -	\$ -	\$ -	\$ -	\$ -
Hill, Charles D. & Frances M.	53-09-13-102-001.000-015	1061	1B	N	\$ -	\$ -	\$ -	\$ -	\$ -	\$ -	\$ -	\$ -	\$ -
Turentine, Phillip	53-09-13-102-029.000-015		1B	N	\$ -	\$ -	\$ -	\$ -	\$ -	\$ -	\$ -	\$ -	\$ -
Grannan, James A & Tabor, Keri A	53-09-13-102-034.000-015		1B	N	\$ -	\$ -	\$ -	\$ -	\$ 8.87	\$ -	\$ -	\$ 8.87	\$ 8.87
Tungate, Ricky L & Hwa Son	53-09-13-102-035.000-015	1649	1B	N	\$ -	\$ -	\$ -	\$ -	\$ -	\$ -	\$ -	\$ -	\$ -
Chandler, Tracy Lynn	53-09-13-102-013.000-015	1043	1B	N	\$ -	\$ -	\$ -	\$ -	\$ -	\$ -	\$ -	\$ -	\$ -
Kirtland, John William & Sharon V.	53-09-13-102-005.000-015	1035	1B	N	\$ -	\$ -	\$ -	\$ -	\$ -	\$ 310.38	\$ -	\$ 310.38	\$ 310.38
Trinkle, Kyle M	53-09-13-107-030.000-015		1B	N	\$ -	\$ -	\$ -	\$ -	\$ -	\$ -	\$ -	\$ -	\$ -
Gilliam, Billy J Jr	53-09-13-107-012.000-015		1B	N	\$ -	\$ -	\$ -	\$ -	\$ -	\$ -	\$ -	\$ -	\$ -
State of Indiana	53-09-12-400-058.000-015	2102	1B	N	\$ -	\$ -	\$ -	\$ -	\$ -	\$ -	\$ -	\$ -	\$ -
Huang, Matthew Kung-Tu & Jessica Marie	53-09-12-400-007.000-015	2365	1B	N	\$ -	\$ -	\$ -	\$ -	\$ 118.12	\$ -	\$ -	\$ 118.12	\$ 118.12
Harding, Alissa D	53-09-12-400-022.000-015	2366	1B	N	\$ -	\$ -	\$ -	\$ -	\$ 21.61	\$ -	\$ -	\$ 21.61	\$ 21.61
Lean On Me Properties, LLC	53-09-12-400-050.000-015	2165	1B	N	\$ -	\$ -	\$ -	\$ -	\$ 184.38	\$ -	\$ -	\$ 184.38	\$ 184.38

City of Bloomington

Area #1B: South-West Annexation Area - Circuit Breaker Impacts Analysis

Owner Name	Parcel #	Waiver	Annexation Area	AG	Pre-Annex 1% CB Credits	Pre-Annex 2% CB Credits	Pre-Annex 65 & Over CB Credits	Pre-Annex Total CB Credits	Post-Annex 1% CB Credits	Post-Annex 2% CB Credits	Post-Annex 65 & Over CB Credits	Post-Annex Total CB Credits	Total Post-Annex CB Credits Increase
Kuznetsov, Josh & Lyudmila	53-09-12-400-039.000-015		1B	N	\$ -	\$ -	\$ -	\$ -	\$ 163.75	\$ -	\$ -	\$ 163.75	\$ 163.75
Smith, Isaac Michael	53-09-12-400-061.000-015		1B	N	\$ -	\$ -	\$ -	\$ -	\$ 61.52	\$ -	\$ -	\$ 61.52	\$ 61.52
Thomas, Therron	53-09-12-400-011.000-015	1975	1B	N	\$ -	\$ -	\$ -	\$ -	\$ -	\$ -	\$ -	\$ -	\$ -
Sanders, Mitchell H	53-09-12-400-009.000-015		1B	N	\$ -	\$ -	\$ -	\$ -	\$ -	\$ -	\$ -	\$ -	\$ -
Hildreth, David Clay	53-09-12-400-010.000-015		1B	N	\$ -	\$ -	\$ -	\$ -	\$ -	\$ -	\$ -	\$ -	\$ -
Griffin, David Brian Jr & Amber M	53-09-12-400-023.000-015	1759	1B	N	\$ -	\$ -	\$ -	\$ -	\$ -	\$ -	\$ -	\$ -	\$ -
McGee, Russell J; Solt, Emily Joanne	53-09-13-105-032.000-015		1B	N	\$ -	\$ -	\$ -	\$ -	\$ -	\$ -	\$ -	\$ -	\$ -
Trace, Michael E & Jana B	53-09-12-402-043.000-015		1B	N	\$ -	\$ -	\$ -	\$ -	\$ -	\$ -	\$ -	\$ -	\$ -
Tarbah, Martha W	53-09-12-400-012.000-015	1760	1B	N	\$ -	\$ -	\$ -	\$ -	\$ -	\$ -	\$ -	\$ -	\$ -
Meadows, Stacy L	53-09-12-400-024.000-015	1734	1B	N	\$ -	\$ -	\$ -	\$ -	\$ -	\$ -	\$ -	\$ -	\$ -
Dunn, Michael W & Alyssa A	53-09-12-400-040.000-015	1728	1B	N	\$ -	\$ -	\$ -	\$ -	\$ -	\$ -	\$ -	\$ -	\$ -
Marler, Kwang H	53-09-12-400-051.000-015	1882	1B	N	\$ -	\$ -	\$ -	\$ -	\$ -	\$ -	\$ -	\$ -	\$ -
Hall, Larry Joe & Rebecca Ethel	53-09-12-400-019.000-015		1B	N	\$ -	\$ -	\$ -	\$ -	\$ -	\$ -	\$ -	\$ -	\$ -
Fields, Clinton T & Susan R	53-09-13-400-026.000-015		1B	N	\$ -	\$ -	\$ -	\$ -	\$ -	\$ -	\$ -	\$ -	\$ -
Voorhies, Derek P	53-09-13-103-048.000-015		1B	N	\$ -	\$ -	\$ -	\$ -	\$ -	\$ -	\$ -	\$ -	\$ -
Prince, Anthony J	53-09-13-103-049.000-015		1B	N	\$ -	\$ -	\$ -	\$ -	\$ -	\$ -	\$ -	\$ -	\$ -
Walmart Real Estate Business Trust Prop Tax Dept 8013	53-09-12-400-080.000-015	2204	1B	N	\$ -	\$ -	\$ -	\$ -	\$ -	\$ -	\$ -	\$ -	\$ -
Murphy Oil USA Inc	53-09-12-400-080.001-015		1B	N	\$ -	\$ -	\$ -	\$ -	\$ -	\$ -	\$ -	\$ -	\$ -
State Of Indiana	53-09-12-402-050.000-015		1B	N	\$ -	\$ -	\$ -	\$ -	\$ -	\$ -	\$ -	\$ -	\$ -
State Of Indiana	53-09-13-101-006.000-015		1B	N	\$ -	\$ -	\$ -	\$ -	\$ -	\$ -	\$ -	\$ -	\$ -
State Of Indiana	53-09-13-101-022.000-015		1B	N	\$ -	\$ -	\$ -	\$ -	\$ -	\$ -	\$ -	\$ -	\$ -
State Of Indiana	53-09-12-400-062.000-015		1B	N	\$ -	\$ -	\$ -	\$ -	\$ -	\$ -	\$ -	\$ -	\$ -
Lavender, Billy Joe & Diana Sue	53-09-13-104-002.000-015		1B	N	\$ -	\$ -	\$ -	\$ -	\$ -	\$ -	\$ -	\$ -	\$ -
Southern, William L & Lisa A	53-09-13-400-002.000-015		1B	N	\$ -	\$ -	\$ -	\$ -	\$ -	\$ -	\$ -	\$ -	\$ -
Milbourn, Barry E	53-09-12-401-002.000-015		1B	N	\$ -	\$ -	\$ -	\$ -	\$ -	\$ -	\$ -	\$ -	\$ -
Croy, Roger Lee & Lois A.	53-09-13-104-012.000-015		1B	N	\$ -	\$ -	\$ -	\$ -	\$ -	\$ -	\$ -	\$ -	\$ -
Shipley, Kip D & Lindsay J	53-09-12-402-025.000-015		1B	N	\$ -	\$ -	\$ -	\$ -	\$ -	\$ -	\$ -	\$ -	\$ -
Doub, William E. & Marilyn Sue	53-09-13-103-057.000-015		1B	N	\$ -	\$ -	\$ 405.00	\$ 405.00	\$ -	\$ -	\$ 797.04	\$ 797.04	\$ 392.04
Cashman, Geoffrey A & Katherine C	53-09-13-104-016.000-015		1B	N	\$ -	\$ -	\$ -	\$ -	\$ -	\$ -	\$ -	\$ -	\$ -
Cuttill, William Joseph Revocable Trust	53-09-13-103-079.000-015		1B	N	\$ -	\$ -	\$ -	\$ -	\$ 61.95	\$ -	\$ -	\$ 61.95	\$ 61.95
Weisman, Jon	53-09-12-401-014.000-015		1B	N	\$ -	\$ -	\$ -	\$ -	\$ -	\$ 255.32	\$ -	\$ 255.32	\$ 255.32
Brawthen, Daryl R & Janet L	53-09-13-103-045.000-015		1B	N	\$ -	\$ -	\$ -	\$ -	\$ -	\$ -	\$ -	\$ -	\$ -
Hanratty, William P & Pamela L	53-09-13-101-059.000-015		1B	N	\$ -	\$ -	\$ -	\$ -	\$ -	\$ -	\$ -	\$ -	\$ -
Scank, Florence T	53-09-13-103-016.000-015		1B	N	\$ -	\$ -	\$ 418.00	\$ 418.00	\$ -	\$ -	\$ 1,002.91	\$ 1,002.91	\$ 584.91
Coffey, Joshua Daniel & Lori Beth	53-09-12-402-046.000-015		1B	N	\$ -	\$ -	\$ -	\$ -	\$ -	\$ -	\$ -	\$ -	\$ -
Bryniarski, Joseph & Jill D	53-09-12-402-034.000-015		1B	N	\$ -	\$ -	\$ -	\$ -	\$ 125.13	\$ -	\$ -	\$ 125.13	\$ 125.13
Hill, Christopher Lewis	53-09-13-105-017.000-015	1652	1B	N	\$ -	\$ -	\$ -	\$ -	\$ -	\$ -	\$ -	\$ -	\$ -
Conner, Tim & Dana King	53-09-13-105-028.000-015		1B	N	\$ -	\$ -	\$ -	\$ -	\$ -	\$ 373.21	\$ -	\$ 373.21	\$ 373.21
Workman, Glen E	53-09-13-105-013.000-015		1B	N	\$ -	\$ -	\$ -	\$ -	\$ -	\$ -	\$ -	\$ -	\$ -
Carter, Jeffrey H. & Anita M.	53-09-13-105-008.000-015	1095	1B	N	\$ -	\$ -	\$ -	\$ -	\$ -	\$ -	\$ -	\$ -	\$ -
Albertson, Johnny D Jr & Angela M	53-09-13-105-021.000-015		1B	N	\$ -	\$ -	\$ -	\$ -	\$ -	\$ 302.12	\$ -	\$ 302.12	\$ 302.12
Treadway, Venetta Lyvon	53-09-13-105-025.000-015		1B	N	\$ -	\$ -	\$ 298.00	\$ 298.00	\$ -	\$ -	\$ 653.75	\$ 653.75	\$ 355.75
Kortus, Joseph Ardwin & Renee P	53-09-13-107-044.000-015		1B	N	\$ -	\$ -	\$ 529.00	\$ 529.00	\$ -	\$ -	\$ -	\$ -	\$ (529.00)
Thornberry, Lori B Trust	53-09-13-107-035.000-015	1167	1B	N	\$ -	\$ -	\$ -	\$ -	\$ -	\$ 401.25	\$ -	\$ 401.25	\$ 401.25
McClung, Brian M & Stephanie C	53-09-13-107-020.000-015	1036	1B	N	\$ -	\$ -	\$ -	\$ -	\$ -	\$ -	\$ -	\$ -	\$ -
Ems-McClung	53-09-13-107-038.000-015	1056	1B	N	\$ -	\$ -	\$ -	\$ -	\$ -	\$ -	\$ -	\$ -	\$ -
Ice, Terry L.	53-09-13-107-038.000-015		1B	N	\$ -	\$ -	\$ -	\$ -	\$ -	\$ -	\$ -	\$ -	\$ -

City of Bloomington

Area #1B: South-West Annexation Area - Circuit Breaker Impacts Analysis

Owner Name	Parcel #	Waiver	Annexation Area	AG	Pre-Annex 1% CB Credits	Pre-Annex 2% CB Credits	Pre-Annex 65 & Over CB Credits	Pre-Annex Total CB Credits	Post-Annex 1% CB Credits	Post-Annex 2% CB Credits	Post-Annex 65 & Over CB Credits	Post-Annex Total CB Credits	Total Post-Annex CB Credits Increase
Homhual, Tanintorn & Kitt	53-09-13-107-054.000-015	1098	1B	N	\$ -	\$ -	\$ -	\$ -	\$ -	\$ -	\$ -	\$ -	\$ -
Johns, Matthew C	53-09-13-107-024.000-015	1199	1B	N	\$ -	\$ -	\$ -	\$ -	\$ -	\$ -	\$ -	\$ -	\$ -
McCracken, Linda O	53-09-13-107-025.000-015		1B	N	\$ -	\$ -	\$ -	\$ -	\$ -	\$ 341.92	\$ -	\$ 341.92	\$ 341.92
Taskey, Andrew; Forney, Caelan P	53-09-13-107-010.000-015	1788	1B	N	\$ -	\$ -	\$ -	\$ -	\$ -	\$ -	\$ -	\$ -	\$ -
Stewart, Robert A	53-09-13-107-003.000-015		1B	N	\$ -	\$ -	\$ -	\$ -	\$ -	\$ -	\$ -	\$ -	\$ -
Ek, James A Jr & Patricia G	53-09-13-107-019.000-015		1B	N	\$ -	\$ -	\$ -	\$ -	\$ -	\$ -	\$ -	\$ -	\$ -
Crabtree, Paul & McCullough, McKenzi	53-09-13-105-022.000-015	1018	1B	N	\$ -	\$ -	\$ -	\$ -	\$ -	\$ -	\$ -	\$ -	\$ -
Pettler, Zoe C; Khurana, Shaun V	53-09-13-103-013.000-015		1B	N	\$ -	\$ -	\$ -	\$ -	\$ -	\$ -	\$ -	\$ -	\$ -
Williams, Richard E & Linda & Williams, April R	53-09-13-101-010.000-015		1B	N	\$ -	\$ -	\$ -	\$ -	\$ -	\$ -	\$ -	\$ -	\$ -
Goodwin, Mary Frances	53-09-13-107-009.000-015		1B	N	\$ -	\$ -	\$ 319.00	\$ 319.00	\$ -	\$ -	\$ 619.39	\$ 619.39	\$ 300.39
O'Dell, Delila J	53-09-13-107-037.000-015		1B	N	\$ -	\$ -	\$ -	\$ -	\$ -	\$ -	\$ -	\$ -	\$ -
Grulich, Benjamin M & Kristen N	53-09-13-107-022.000-015		1B	N	\$ -	\$ -	\$ 552.00	\$ 552.00	\$ -	\$ -	\$ -	\$ -	\$ (552.00)
Smith, William E III	53-09-13-107-014.000-015		1B	N	\$ -	\$ -	\$ -	\$ -	\$ -	\$ -	\$ -	\$ -	\$ -
Haium, David L & Cheryl D; Denk, William Thomas Burnham; w/l/e Haium, David L &	53-09-13-107-017.000-015	1201	1B	N	\$ -	\$ -	\$ -	\$ -	\$ -	\$ -	\$ -	\$ -	\$ -
Myers, Daniel	53-09-13-107-031.000-015		1B	N	\$ -	\$ -	\$ -	\$ -	\$ -	\$ -	\$ -	\$ -	\$ -
Hernandez, Laura V	53-09-13-107-049.000-015	1168	1B	N	\$ -	\$ -	\$ -	\$ -	\$ -	\$ -	\$ -	\$ -	\$ -
Burcham, Jordan T & Hannah L	53-09-13-107-050.000-015	1136	1B	N	\$ -	\$ -	\$ -	\$ -	\$ -	\$ -	\$ -	\$ -	\$ -
Anderson, Greg D & Elaine K	53-09-13-107-013.000-015		1B	N	\$ -	\$ -	\$ -	\$ -	\$ -	\$ -	\$ -	\$ -	\$ -
Sparks, Patrick W & Janice M	53-09-13-107-008.000-015	1753	1B	N	\$ -	\$ -	\$ 263.00	\$ 263.00	\$ -	\$ -	\$ -	\$ -	\$ (263.00)
Gray, Rhonda S & George P	53-09-13-107-023.000-015		1B	N	\$ -	\$ -	\$ -	\$ -	\$ -	\$ -	\$ -	\$ -	\$ -
Pierce, Karen J	53-09-13-107-047.000-015		1B	N	\$ -	\$ -	\$ -	\$ -	\$ -	\$ -	\$ -	\$ -	\$ -
Lane, Roger D & Marilyn K	53-09-13-103-078.000-015		1B	N	\$ -	\$ -	\$ -	\$ -	\$ -	\$ -	\$ -	\$ -	\$ -
Rose, Charity F	53-09-13-101-037.000-015		1B	N	\$ -	\$ -	\$ -	\$ -	\$ -	\$ -	\$ -	\$ -	\$ -
Emery, Scott W. & Kathy D.	53-09-13-107-007.000-015		1B	N	\$ -	\$ -	\$ -	\$ -	\$ -	\$ -	\$ -	\$ -	\$ -
Hackler, Lisa Kay	53-09-13-105-034.000-015		1B	N	\$ -	\$ -	\$ -	\$ -	\$ -	\$ -	\$ -	\$ -	\$ -
Aguinaga, Andrew K	53-09-13-105-009.000-015		1B	N	\$ -	\$ -	\$ -	\$ -	\$ -	\$ -	\$ -	\$ -	\$ -
Warthan, Joanie	53-09-12-402-024.000-015		1B	N	\$ -	\$ -	\$ 14.00	\$ 14.00	\$ -	\$ -	\$ 50.35	\$ 50.35	\$ 36.35
Branigin, Sean & Patricia	53-09-13-101-032.000-015		1B	N	\$ -	\$ -	\$ -	\$ -	\$ -	\$ -	\$ -	\$ -	\$ -
Morris, Jackie L & Kathy J	53-09-13-101-062.000-015		1B	N	\$ -	\$ -	\$ -	\$ -	\$ -	\$ -	\$ -	\$ -	\$ -
Dunbar, Ralph Everett & Debra Ellen	53-09-13-102-010.000-015		1B	N	\$ -	\$ -	\$ -	\$ -	\$ -	\$ -	\$ -	\$ -	\$ -
Coats, Amanda	53-09-13-105-012.000-015		1B	N	\$ -	\$ -	\$ -	\$ -	\$ -	\$ -	\$ -	\$ -	\$ -
Reilly, Michalene & Hollon, Tracy A	53-09-12-402-040.000-015		1B	N	\$ -	\$ -	\$ -	\$ -	\$ 23.37	\$ -	\$ -	\$ 23.37	\$ 23.37
Murray, Catherine Lenore	53-09-13-103-028.000-015		1B	N	\$ -	\$ -	\$ -	\$ -	\$ -	\$ -	\$ -	\$ -	\$ -
Loewenthal, Serena Y. & U. Tamara	53-09-13-103-009.000-015		1B	N	\$ -	\$ -	\$ -	\$ -	\$ -	\$ -	\$ -	\$ -	\$ -
Raper, David W	53-09-13-104-008.000-015		1B	N	\$ -	\$ -	\$ -	\$ -	\$ -	\$ 333.16	\$ -	\$ 333.16	\$ 333.16
Algood, Zechariah J	53-09-12-402-030.000-015	1166	1B	N	\$ -	\$ -	\$ -	\$ -	\$ -	\$ -	\$ -	\$ -	\$ -
Temple, Thomas G. & Karen	53-09-13-107-052.000-015		1B	N	\$ -	\$ -	\$ -	\$ -	\$ -	\$ -	\$ -	\$ -	\$ -
Wright, Jillian	53-09-13-101-017.000-015		1B	N	\$ -	\$ -	\$ -	\$ -	\$ -	\$ -	\$ -	\$ -	\$ -
Banks, Bryan T & Natalie D	53-09-12-402-003.000-015	2470	1B	N	\$ -	\$ -	\$ -	\$ -	\$ -	\$ -	\$ -	\$ -	\$ -
White, Eric & Heather	53-09-12-402-041.000-015		1B	N	\$ -	\$ -	\$ -	\$ -	\$ 201.04	\$ -	\$ -	\$ 201.04	\$ 201.04
Maxson, Michael	53-09-13-104-036.000-015		1B	N	\$ -	\$ -	\$ -	\$ -	\$ -	\$ -	\$ -	\$ -	\$ -
Mitchell, Vaughn G	53-09-13-107-004.000-015		1B	N	\$ -	\$ -	\$ -	\$ -	\$ -	\$ -	\$ -	\$ -	\$ -
Oxley, Francis C. III & Jane	53-09-13-107-036.000-015		1B	N	\$ -	\$ -	\$ -	\$ -	\$ -	\$ -	\$ -	\$ -	\$ -
Borecky, Diana	53-09-13-107-001.000-015		1B	N	\$ -	\$ -	\$ -	\$ -	\$ -	\$ -	\$ -	\$ -	\$ -

City of Bloomington

Area #1B: South-West Annexation Area - Circuit Breaker Impacts Analysis

Owner Name	Parcel #	Waiver	Annexation Area	AG	Pre-Annex 1% CB Credits	Pre-Annex 2% CB Credits	Pre-Annex 65 & Over CB Credits	Pre-Annex Total CB Credits	Post-Annex 1% CB Credits	Post-Annex 2% CB Credits	Post-Annex 65 & Over CB Credits	Post-Annex Total CB Credits	Total Post-Annex CB Credits Increase
Head-Newsome, Jessica & Head, Christopher	53-09-13-107-029.000-015	1159	1B	N	\$ -	\$ -	\$ -	\$ -	\$ 129.53	\$ -	\$ -	\$ 129.53	\$ 129.53
Rea, Dan L & Gail Bridges-Rea Trust	53-09-13-107-040.000-015	1064	1B	N	\$ -	\$ -	\$ -	\$ -	\$ 315.98	\$ -	\$ -	\$ 315.98	\$ 315.98
Underwood, John F & Elaine K	53-09-13-107-033.000-015		1B	N	\$ -	\$ -	\$ 443.00	\$ 443.00	\$ -	\$ -	\$ 929.38	\$ 929.38	\$ 486.38
Francis, Jason R & Marcie A	53-09-13-107-021.000-015		1B	N	\$ -	\$ -	\$ -	\$ -	\$ 108.62	\$ -	\$ -	\$ 108.62	\$ 108.62
Libby, Seth A; Danilova-Libby, Elizaveta	53-09-13-107-011.000-015		1B	N	\$ -	\$ -	\$ -	\$ -	\$ -	\$ -	\$ -	\$ -	\$ -
Sterrett, Joseph N & Sheila R	53-09-13-106-034.000-015		1B	N	\$ -	\$ -	\$ -	\$ -	\$ -	\$ -	\$ -	\$ -	\$ -
Helms, Dennis & Sheila A.	53-09-13-106-005.000-015		1B	N	\$ -	\$ -	\$ -	\$ -	\$ -	\$ -	\$ -	\$ -	\$ -
Jacobs, Melanee	53-09-13-106-019.000-015		1B	N	\$ -	\$ -	\$ -	\$ -	\$ -	\$ -	\$ -	\$ -	\$ -
Wilkerson, Adrienne M & Brad	53-09-13-106-004.000-015		1B	N	\$ -	\$ -	\$ -	\$ -	\$ -	\$ -	\$ -	\$ -	\$ -
Witthoft, Dylan C & Madison J	53-09-13-400-032.000-015	1186	1B	N	\$ -	\$ -	\$ -	\$ -	\$ -	\$ -	\$ -	\$ -	\$ -
Burks, Frederick	53-09-13-406-006.000-015	1220	1B	N	\$ -	\$ -	\$ -	\$ -	\$ -	\$ 145.56	\$ -	\$ 145.56	\$ 145.56
Southern, Carol S	53-09-13-406-001.000-015	1186	1B	N	\$ -	\$ -	\$ -	\$ -	\$ -	\$ -	\$ -	\$ -	\$ -
Jenkins, Cameron H	53-09-13-406-004.000-015	1186	1B	N	\$ -	\$ -	\$ -	\$ -	\$ -	\$ -	\$ -	\$ -	\$ -
Humphrey, Jeffrey L. & Tina L.	53-09-13-406-005.000-015	1186	1B	N	\$ -	\$ -	\$ -	\$ -	\$ -	\$ 222.91	\$ -	\$ 222.91	\$ 222.91
Waggoner, Kody L	53-09-13-406-002.000-015	1186	1B	N	\$ -	\$ -	\$ -	\$ -	\$ -	\$ -	\$ -	\$ -	\$ -
Kirby, Karen F & Ludwig, Jennifer	53-09-13-406-003.000-015	1186	1B	N	\$ -	\$ -	\$ -	\$ -	\$ 11.44	\$ -	\$ -	\$ 11.44	\$ 11.44
Groff, George T. & Sharon Sue	53-09-13-106-011.000-015		1B	N	\$ -	\$ -	\$ -	\$ -	\$ 26.43	\$ -	\$ -	\$ 26.43	\$ 26.43
Brown, Chad Austin Irrevocable Trust	53-09-13-106-026.000-015		1B	N	\$ -	\$ -	\$ -	\$ -	\$ -	\$ 325.65	\$ -	\$ 325.65	\$ 325.65
Hatten, Arcelita R	53-09-13-106-029.000-015		1B	N	\$ -	\$ -	\$ -	\$ -	\$ -	\$ -	\$ -	\$ -	\$ -
Simpson, David & Cynthia	53-09-13-106-030.000-015		1B	N	\$ -	\$ -	\$ -	\$ -	\$ -	\$ -	\$ -	\$ -	\$ -
Cummings, Robert & Sandra	53-09-13-106-040.000-015		1B	N	\$ -	\$ -	\$ -	\$ -	\$ -	\$ -	\$ -	\$ -	\$ -
Zahora, Linda J	53-09-13-106-037.000-015		1B	N	\$ -	\$ -	\$ -	\$ -	\$ -	\$ -	\$ -	\$ -	\$ -
Shride, James E & Amber L	53-09-13-106-041.000-015	1653	1B	N	\$ -	\$ -	\$ -	\$ -	\$ -	\$ -	\$ -	\$ -	\$ -
Eyer, Evan & Emily	53-09-13-106-009.000-015		1B	N	\$ -	\$ -	\$ -	\$ -	\$ -	\$ -	\$ -	\$ -	\$ -
Lennon, Phillip Paul	53-09-13-103-005.000-015		1B	N	\$ -	\$ -	\$ -	\$ -	\$ -	\$ -	\$ -	\$ -	\$ -
Clough, Jon E. & Jayma S.	53-09-13-101-005.000-015		1B	N	\$ -	\$ -	\$ -	\$ -	\$ -	\$ -	\$ -	\$ -	\$ -
McRae, Muri G & Margaret S	53-09-13-103-074.000-015		1B	N	\$ -	\$ -	\$ -	\$ -	\$ -	\$ -	\$ -	\$ -	\$ -
Nunez, Adam R	53-09-13-101-004.000-015		1B	N	\$ -	\$ -	\$ -	\$ -	\$ -	\$ -	\$ -	\$ -	\$ -
Eads, Forrest W & Betty J Trust	53-09-12-401-010.000-015		1B	N	\$ -	\$ -	\$ 302.00	\$ 302.00	\$ -	\$ -	\$ 869.40	\$ 869.40	\$ 567.40
Fish, Joshua A & Chrystal R	53-09-13-103-038.000-015		1B	N	\$ -	\$ -	\$ -	\$ -	\$ -	\$ -	\$ -	\$ -	\$ -
Slowik, Gregg A & Brock, Pamela J	53-09-13-407-020.000-015		1B	N	\$ -	\$ -	\$ -	\$ -	\$ -	\$ -	\$ -	\$ -	\$ -
Alexander, James W. & Emily R.	53-09-13-107-026.000-015		1B	N	\$ -	\$ -	\$ -	\$ -	\$ -	\$ -	\$ -	\$ -	\$ -
Eaton, Stewart A.	53-09-12-401-013.000-015		1B	N	\$ -	\$ -	\$ -	\$ -	\$ -	\$ -	\$ -	\$ -	\$ -
Cheng, Sarah Sui Yuk	53-09-13-101-019.000-015		1B	N	\$ -	\$ -	\$ -	\$ -	\$ -	\$ -	\$ -	\$ -	\$ -
Feitl, Marc	53-09-13-101-043.000-015		1B	N	\$ -	\$ -	\$ -	\$ -	\$ -	\$ -	\$ -	\$ -	\$ -
Talbott, Darlene J Revocable Living Trust	53-09-13-105-037.000-015		1B	N	\$ -	\$ -	\$ 142.00	\$ 142.00	\$ -	\$ -	\$ 516.83	\$ 516.83	\$ 374.83
Thomas, Kenneth Walter & Harriet	53-09-13-400-072.000-015		1B	N	\$ -	\$ -	\$ -	\$ -	\$ -	\$ -	\$ -	\$ -	\$ -
Huff, James W	53-09-12-400-004.000-015	1112	1B	N	\$ -	\$ -	\$ -	\$ -	\$ -	\$ -	\$ -	\$ -	\$ -
Colbert, Danna Lynn	53-09-13-104-032.000-015		1B	N	\$ -	\$ -	\$ -	\$ -	\$ -	\$ -	\$ -	\$ -	\$ -
Kelly, Jaema L & Christian S	53-09-13-101-063.000-015		1B	N	\$ -	\$ -	\$ -	\$ -	\$ -	\$ -	\$ -	\$ -	\$ -
Shelton, Joseph D & Louise	53-09-13-400-047.000-015		1B	N	\$ -	\$ -	\$ -	\$ -	\$ -	\$ -	\$ -	\$ -	\$ -
Stewart, Scott B	53-09-13-106-017.000-015	1016	1B	N	\$ -	\$ -	\$ -	\$ -	\$ -	\$ 260.82	\$ -	\$ 260.82	\$ 260.82
Jimerson, Lisa J	53-09-13-106-020.000-015		1B	N	\$ -	\$ -	\$ -	\$ -	\$ -	\$ -	\$ -	\$ -	\$ -
Litwin, Max	53-09-13-106-024.000-015		1B	N	\$ -	\$ -	\$ -	\$ -	\$ -	\$ 369.96	\$ -	\$ 369.96	\$ 369.96
Wadsworth, Bryan J	53-09-13-106-033.000-015		1B	N	\$ -	\$ -	\$ -	\$ -	\$ -	\$ 389.23	\$ -	\$ 389.23	\$ 389.23

City of Bloomington

Area #1B: South-West Annexation Area - Circuit Breaker Impacts Analysis

Owner Name	Parcel #	Waiver	Annexation Area	AG	Pre-Annex 1% CB Credits	Pre-Annex 2% CB Credits	Pre-Annex 65 & Over CB Credits	Pre-Annex Total CB Credits	Post-Annex 1% CB Credits	Post-Annex 2% CB Credits	Post-Annex 65 & Over CB Credits	Post-Annex Total CB Credits	Total Post-Annex CB Credits Increase
Yumul, Jewel R & Chesa S	53-09-13-106-007.000-015		1B	N	\$ -	\$ -	\$ -	\$ -	\$ -	\$ -	\$ -	\$ -	\$ -
Jones, Jeffrey S	53-09-13-106-035.000-015		1B	N	\$ -	\$ -	\$ -	\$ -	\$ -	\$ -	\$ -	\$ -	\$ -
Babcock, Patricia L	53-09-13-106-036.000-015		1B	N	\$ -	\$ -	\$ -	\$ -	\$ -	\$ -	\$ -	\$ -	\$ -
Meadowland Investments LLC	53-09-13-106-018.000-015		1B	N	\$ -	\$ -	\$ -	\$ -	\$ -	\$ 319.39	\$ -	\$ 319.39	\$ 319.39
Bettler, Julia	53-09-13-106-025.000-015		1B	N	\$ -	\$ -	\$ -	\$ -	\$ -	\$ 312.14	\$ -	\$ 312.14	\$ 312.14
Reeves, Mary G	53-09-13-106-010.000-015	1006	1B	N	\$ -	\$ -	\$ -	\$ -	\$ -	\$ -	\$ -	\$ -	\$ -
Whitaker, Joseph L & Myrtle M	53-09-13-106-008.000-015		1B	N	\$ -	\$ -	\$ -	\$ -	\$ -	\$ -	\$ -	\$ -	\$ -
Walker, James F	53-09-13-106-028.000-015	1007	1B	N	\$ -	\$ -	\$ -	\$ -	\$ -	\$ -	\$ -	\$ -	\$ -
Terry, Morgan K	53-09-13-106-039.000-015	1096	1B	N	\$ -	\$ -	\$ -	\$ -	\$ -	\$ -	\$ -	\$ -	\$ -
Strole, Justin	53-09-13-106-042.000-015	1054	1B	N	\$ -	\$ -	\$ -	\$ -	\$ -	\$ -	\$ -	\$ -	\$ -
Holt, Tyra L	53-09-13-106-023.000-015	1053	1B	N	\$ -	\$ -	\$ -	\$ -	\$ -	\$ -	\$ -	\$ -	\$ -
Mills, Curtis C & Chesley, Nicole	53-09-13-106-038.000-015		1B	N	\$ -	\$ -	\$ -	\$ -	\$ -	\$ -	\$ -	\$ -	\$ -
Jenkins, Danielle & Anderson, Phillip	53-09-13-106-032.000-015		1B	N	\$ -	\$ -	\$ -	\$ -	\$ -	\$ -	\$ -	\$ -	\$ -
3541 Stafford Court 47403													
Revocable Trust Agreement	53-09-13-101-050.000-015		1B	N	\$ -	\$ -	\$ -	\$ -	\$ -	\$ 320.90	\$ -	\$ 320.90	\$ 320.90
Stonebelt Council For Retarded Citizens, Inc.	53-09-13-106-015.000-015		1B	N	\$ -	\$ -	\$ -	\$ -	\$ -	\$ -	\$ -	\$ -	\$ -
Nelson, Pamela M & Nelson, Randall W	53-09-13-106-003.000-015		1B	N	\$ -	\$ -	\$ -	\$ -	\$ -	\$ -	\$ -	\$ -	\$ -
Hancock, Rebecca L	53-09-13-106-016.000-015		1B	N	\$ -	\$ -	\$ -	\$ -	\$ -	\$ -	\$ -	\$ -	\$ -
Ketcham, Daniel W. & Glenda I.	53-09-13-106-006.000-015		1B	N	\$ -	\$ -	\$ -	\$ -	\$ -	\$ -	\$ -	\$ -	\$ -
Johnson, Melissa	53-09-13-104-027.000-015		1B	N	\$ -	\$ -	\$ -	\$ -	\$ -	\$ -	\$ -	\$ -	\$ -
Jessen, Elma T & Jessen, Timothy D	53-09-13-105-002.000-015		1B	N	\$ -	\$ -	\$ -	\$ -	\$ -	\$ 292.61	\$ -	\$ 292.61	\$ 292.61
Hubbard, Ruby M life estate; Hubbard, Ricky C; Hubbard, Rusty D; Pierce, Bonnie	53-09-13-103-024.000-015		1B	N	\$ -	\$ -	\$ 378.00	\$ 378.00	\$ -	\$ -	\$ 707.50	\$ 707.50	\$ 329.50
Conway, Candice Lynn	53-09-13-103-094.000-015		1B	N	\$ -	\$ -	\$ -	\$ -	\$ -	\$ -	\$ -	\$ -	\$ -
Perry, Randall R & Kathy E & Ainsworth, Robert G Jr & Erin D	53-09-12-402-031.000-015		1B	N	\$ -	\$ -	\$ -	\$ -	\$ 61.52	\$ -	\$ -	\$ 61.52	\$ 61.52
Smock, Katherine E	53-09-13-103-053.000-015		1B	N	\$ -	\$ -	\$ -	\$ -	\$ -	\$ -	\$ -	\$ -	\$ -
Mitchell, Linda C	53-09-13-106-031.000-015		1B	N	\$ -	\$ -	\$ 286.00	\$ 286.00	\$ -	\$ -	\$ 599.43	\$ 599.43	\$ 313.43
Brown, Paul E & Jessica D	53-09-13-104-015.000-015		1B	N	\$ -	\$ -	\$ -	\$ -	\$ -	\$ -	\$ -	\$ -	\$ -
State of Indiana	53-09-13-101-021.000-015		1B	N	\$ -	\$ -	\$ -	\$ -	\$ -	\$ -	\$ -	\$ -	\$ -
Gurley, Linda; Gurley, Angela; Canada, Amber	53-09-13-107-048.000-015		1B	N	\$ -	\$ -	\$ 323.00	\$ 323.00	\$ -	\$ -	\$ 722.47	\$ 722.47	\$ 399.47
Blue Butterfly Woman	53-09-13-104-011.000-015		1B	N	\$ -	\$ -	\$ -	\$ -	\$ -	\$ -	\$ -	\$ -	\$ -
Easterday, Vickie	53-09-13-103-064.000-015		1B	N	\$ -	\$ -	\$ -	\$ -	\$ -	\$ -	\$ -	\$ -	\$ -
Dalphin, Stephanie R & John C	53-09-13-103-054.000-015		1B	N	\$ -	\$ -	\$ -	\$ -	\$ -	\$ -	\$ -	\$ -	\$ -
Wagner, Delaina	53-09-13-104-033.000-015		1B	N	\$ -	\$ -	\$ -	\$ -	\$ -	\$ 273.59	\$ -	\$ 273.59	\$ 273.59
Christenberry, Frank D. & Evelyn R.	53-09-13-400-083.000-015		1B	N	\$ -	\$ -	\$ 165.00	\$ 165.00	\$ -	\$ -	\$ 507.31	\$ 507.31	\$ 342.31
Douglas, Nathaniel J & Tiffany	53-09-13-101-049.000-015		1B	N	\$ -	\$ -	\$ -	\$ -	\$ 33.89	\$ -	\$ -	\$ 33.89	\$ 33.89
Nowling, Colby Lee & Betty M.	53-09-13-101-054.000-015		1B	N	\$ -	\$ -	\$ -	\$ -	\$ -	\$ -	\$ -	\$ -	\$ -
Cooper, Julius A & Jennifer A	53-09-13-400-010.000-015		1B	N	\$ -	\$ -	\$ -	\$ -	\$ -	\$ -	\$ -	\$ -	\$ -
Boling, Zachary S & Anna J	53-09-12-402-035.000-015		1B	N	\$ -	\$ -	\$ -	\$ -	\$ -	\$ -	\$ -	\$ -	\$ -
Cox, Nancy E	53-09-13-101-060.000-015	1787	1B	N	\$ -	\$ -	\$ -	\$ -	\$ -	\$ -	\$ -	\$ -	\$ -
Tomaro, Deborah; Vitols, Juirs	53-09-13-407-010.000-015	1823	1B	N	\$ -	\$ -	\$ -	\$ -	\$ -	\$ 285.85	\$ -	\$ 285.85	\$ 285.85
Cook, Michelle E & Edmund G	53-09-13-400-020.000-015	2306	1B	N	\$ -	\$ -	\$ -	\$ -	\$ -	\$ -	\$ -	\$ -	\$ -
Scarborough, Evan	53-09-13-103-041.000-015		1B	N	\$ -	\$ -	\$ -	\$ -	\$ -	\$ -	\$ -	\$ -	\$ -

City of Bloomington

Area #1B: South-West Annexation Area - Circuit Breaker Impacts Analysis

Owner Name	Parcel #	Waiver	Annexation Area	AG	Pre-Annex 1% CB Credits	Pre-Annex 2% CB Credits	Pre-Annex 65 & Over CB Credits	Pre-Annex Total CB Credits	Post-Annex 1% CB Credits	Post-Annex 2% CB Credits	Post-Annex 65 & Over CB Credits	Post-Annex Total CB Credits	Total Post-Annex CB Credits Increase
Peffley, Erin	53-01-62-993-000.000-015	2324	1B	N	\$ -	\$ -	\$ -	\$ -	\$ -	\$ 599.24	\$ -	\$ 599.24	\$ 599.24
Perez, Miguel A	53-09-13-105-020.000-015		1B	N	\$ -	\$ -	\$ -	\$ -	\$ -	\$ -	\$ -	\$ -	\$ -
Banning, Gregory D & Elizabeth June	53-09-13-400-080.000-015		1B	N	\$ -	\$ -	\$ -	\$ -	\$ -	\$ -	\$ -	\$ -	\$ -
Shields, Joyce M	53-09-13-407-021.000-015		1B	N	\$ -	\$ -	\$ -	\$ -	\$ -	\$ -	\$ -	\$ -	\$ -
Glosser, Beverly K & Roland D	53-09-13-104-034.000-015		1B	N	\$ -	\$ -	\$ 364.00	\$ 364.00	\$ -	\$ -	\$ 736.17	\$ 736.17	\$ 372.17
Nicholas, Zachary Taylor	53-09-13-400-044.000-015		1B	N	\$ -	\$ -	\$ -	\$ -	\$ -	\$ -	\$ -	\$ -	\$ -
McBeath, Trenton L & Thomson, Olivia J	53-09-13-103-077.000-015		1B	N	\$ -	\$ -	\$ -	\$ -	\$ -	\$ -	\$ -	\$ -	\$ -
Swanson LLC	53-09-13-105-019.000-015		1B	N	\$ -	\$ -	\$ -	\$ -	\$ -	\$ 380.22	\$ -	\$ 380.22	\$ 380.22
Shields, Virgil Dean & Betty June	53-09-13-400-099.000-015		1B	N	\$ -	\$ -	\$ -	\$ -	\$ -	\$ -	\$ -	\$ -	\$ -
Xirtam LLC	53-09-13-106-021.000-015		1B	N	\$ -	\$ -	\$ -	\$ -	\$ -	\$ 298.87	\$ -	\$ 298.87	\$ 298.87
State of Indiana	53-09-12-400-042.000-015		1B	N	\$ -	\$ -	\$ -	\$ -	\$ -	\$ -	\$ -	\$ -	\$ -
Rice, William R. & Nancy C.	53-09-12-400-026.000-015	1264	1B	N	\$ -	\$ -	\$ -	\$ -	\$ 253.48	\$ -	\$ -	\$ 253.48	\$ 253.48
Clark, Denise K.	53-09-13-106-014.000-015	1015	1B	N	\$ -	\$ -	\$ -	\$ -	\$ -	\$ -	\$ -	\$ -	\$ -
Hardesty, Ronnie L & Rita S	53-09-13-106-002.000-015		1B	N	\$ -	\$ -	\$ -	\$ -	\$ -	\$ 289.74	\$ -	\$ 289.74	\$ 289.74
Parkes, James Allen	53-09-13-106-013.000-015		1B	N	\$ -	\$ -	\$ -	\$ -	\$ -	\$ 252.56	\$ -	\$ 252.56	\$ 252.56
Atchison, Linda K	53-09-13-106-001.000-015	1794	1B	N	\$ -	\$ -	\$ 349.00	\$ 349.00	\$ -	\$ -	\$ 665.14	\$ 665.14	\$ 316.14
Mora, Cecilia	53-09-13-106-012.000-015		1B	N	\$ -	\$ -	\$ -	\$ -	\$ -	\$ -	\$ -	\$ -	\$ -
Grover, Joshua M W; Lopez, Bianca V	53-09-12-400-076.000-015		1B	N	\$ -	\$ -	\$ -	\$ -	\$ -	\$ -	\$ -	\$ -	\$ -
State of Indiana	53-09-12-400-063.000-015		1B	N	\$ -	\$ -	\$ -	\$ -	\$ -	\$ -	\$ -	\$ -	\$ -
Rice, William R. & Nancy C.	53-09-12-400-072.000-015		1B	N	\$ -	\$ -	\$ -	\$ -	\$ -	\$ -	\$ -	\$ -	\$ -
Drew, Janet M	53-09-12-400-054.000-015		1B	N	\$ -	\$ -	\$ -	\$ -	\$ -	\$ -	\$ -	\$ -	\$ -
Drew, Janet M. & James W.	53-09-12-400-002.000-015		1B	N	\$ -	\$ -	\$ -	\$ -	\$ -	\$ -	\$ -	\$ -	\$ -
Rhule, Matthew F	53-09-13-103-017.000-015		1B	N	\$ -	\$ -	\$ -	\$ -	\$ -	\$ -	\$ -	\$ -	\$ -
Cartwright, Timothy R & Tamera B	53-09-13-107-041.000-015		1B	N	\$ -	\$ -	\$ -	\$ -	\$ -	\$ -	\$ -	\$ -	\$ -
Doane, Yvonna L	53-09-13-101-016.000-015		1B	N	\$ -	\$ -	\$ -	\$ -	\$ -	\$ -	\$ -	\$ -	\$ -
Clarner, Tracy J	53-09-13-407-006.000-015		1B	N	\$ -	\$ -	\$ -	\$ -	\$ -	\$ -	\$ -	\$ -	\$ -
Black, Lauren E	53-09-13-407-007.000-015		1B	N	\$ -	\$ -	\$ -	\$ -	\$ -	\$ -	\$ -	\$ -	\$ -
Speicher, Monte Shawn & Amanda Jo	53-09-12-400-041.000-015	1252	1B	N	\$ -	\$ -	\$ -	\$ -	\$ 173.40	\$ -	\$ -	\$ 173.40	\$ 173.40
Jones, Celia L	53-09-13-101-003.000-015		1B	N	\$ -	\$ -	\$ -	\$ -	\$ -	\$ -	\$ -	\$ -	\$ -
Bettler, Julia	53-09-13-101-031.000-015		1B	N	\$ -	\$ -	\$ -	\$ -	\$ -	\$ 250.06	\$ -	\$ 250.06	\$ 250.06
Gross, Loretta F	53-09-13-101-002.000-015		1B	N	\$ -	\$ -	\$ -	\$ -	\$ -	\$ -	\$ -	\$ -	\$ -
Moorcroft, Alice Marie & Purvis, Philip S	53-09-12-402-037.000-015		1B	N	\$ -	\$ -	\$ -	\$ -	\$ 83.89	\$ -	\$ -	\$ 83.89	\$ 83.89
Bellamy, Stephen D & Linda S	53-09-13-104-038.000-015		1B	N	\$ -	\$ -	\$ -	\$ -	\$ 334.41	\$ -	\$ -	\$ 334.41	\$ 334.41
Gill, Jaclyn	53-09-13-104-028.000-015		1B	N	\$ -	\$ -	\$ -	\$ -	\$ -	\$ -	\$ -	\$ -	\$ -
Petrolina, Kate P	53-09-12-400-001.000-015	1111	1B	N	\$ -	\$ -	\$ -	\$ -	\$ -	\$ -	\$ -	\$ -	\$ -
Camp, Mary Elizabeth	53-09-13-405-010.000-015	11121	1B	N	\$ -	\$ -	\$ -	\$ -	\$ 45.72	\$ -	\$ -	\$ 45.72	\$ 45.72
Anger, Frank D & Rita V	53-09-13-405-025.000-015	1121	1B	N	\$ -	\$ -	\$ -	\$ -	\$ -	\$ 442.55	\$ -	\$ 442.55	\$ 442.55
Blake, Michael Terry & Sylvia Kathleen	53-09-13-405-015.000-015	1121	1B	N	\$ -	\$ -	\$ -	\$ -	\$ -	\$ -	\$ -	\$ -	\$ -
Hale, Larry R. & Carolyn S.	53-09-13-405-024.000-015	1121	1B	N	\$ -	\$ -	\$ -	\$ -	\$ 98.38	\$ -	\$ -	\$ 98.38	\$ 98.38
Valdez, Daniel Jr	53-09-13-405-018.000-015	1121	1B	N	\$ -	\$ -	\$ -	\$ -	\$ 60.36	\$ -	\$ -	\$ 60.36	\$ 60.36
Milhoan, Gary L & Barbara L	53-09-13-405-023.000-015	1121	1B	N	\$ -	\$ -	\$ -	\$ -	\$ -	\$ -	\$ -	\$ -	\$ -
Moore, Jerry & Mary Eileen	53-09-12-400-017.000-015		1B	N	\$ -	\$ -	\$ -	\$ -	\$ -	\$ -	\$ -	\$ -	\$ -
Tutterow, Libby Sue	53-09-13-405-005.000-015	1121	1B	N	\$ -	\$ -	\$ -	\$ -	\$ -	\$ -	\$ -	\$ -	\$ -
Cobb, Kary	53-09-13-405-006.000-015	1121	1B	N	\$ -	\$ -	\$ -	\$ -	\$ 4.49	\$ -	\$ -	\$ 4.49	\$ 4.49
Bowery, Erven H & Ho, Ling Chih	53-09-13-405-013.000-015	1121	1B	N	\$ -	\$ -	\$ -	\$ -	\$ -	\$ 536.41	\$ -	\$ 536.41	\$ 536.41

City of Bloomington

Area #1B: South-West Annexation Area - Circuit Breaker Impacts Analysis

Owner Name	Parcel #	Waiver	Annexation Area	AG	Pre-Annex 1% CB Credits	Pre-Annex 2% CB Credits	Pre-Annex 65 & Over CB Credits	Pre-Annex Total CB Credits	Post-Annex 1% CB Credits	Post-Annex 2% CB Credits	Post-Annex 65 & Over CB Credits	Post-Annex Total CB Credits	Total Post-Annex CB Credits Increase
May, Julie L	53-09-13-405-008.000-015	1163	1B	N	\$ -	\$ -	\$ -	\$ -	\$ 69.16	\$ -	\$ -	\$ 69.16	\$ 69.16
Nash, Gregory Terrance	53-09-13-405-016.000-015	1121	1B	N	\$ -	\$ -	\$ -	\$ -	\$ 34.75	\$ -	\$ -	\$ 34.75	\$ 34.75
Miller, Mark Stephen	53-09-13-405-001.000-015	1121	1B	N	\$ -	\$ -	\$ -	\$ -	\$ -	\$ -	\$ -	\$ -	\$ -
Crandall, Bryan	53-09-13-405-017.000-015	1121	1B	N	\$ -	\$ -	\$ -	\$ -	\$ -	\$ -	\$ -	\$ -	\$ -
Bauman, James W & Jessica M Viviano	53-09-13-405-009.000-015	1763	1B	N	\$ -	\$ -	\$ -	\$ -	\$ 276.93	\$ -	\$ -	\$ 276.93	\$ 276.93
Aubin, Lelann Dale & Yvonne Sue	53-09-13-405-007.000-015	1121	1B	N	\$ -	\$ -	\$ -	\$ -	\$ 59.33	\$ -	\$ -	\$ 59.33	\$ 59.33
Sparks, Fred R & Charli R	53-09-13-405-020.000-015	1121	1B	N	\$ -	\$ -	\$ -	\$ -	\$ -	\$ -	\$ -	\$ -	\$ -
Weier, Lucas J	53-09-13-405-022.000-015	1121	1B	N	\$ -	\$ -	\$ -	\$ -	\$ 40.47	\$ -	\$ -	\$ 40.47	\$ 40.47
Farquhar, Kimberly	53-09-13-405-021.000-015	1164	1B	N	\$ -	\$ -	\$ -	\$ -	\$ 31.69	\$ -	\$ -	\$ 31.69	\$ 31.69
Lower, Teleia	53-09-13-405-011.000-015	1121	1B	N	\$ -	\$ -	\$ -	\$ -	\$ -	\$ -	\$ -	\$ -	\$ -
Griffin, Michael A & Christine S	53-09-13-405-019.000-015	1121	1B	N	\$ -	\$ -	\$ -	\$ -	\$ -	\$ -	\$ -	\$ -	\$ -
Perry, Randall R & Kathy E	53-09-12-402-008.000-015	1115	1B	N	\$ -	\$ -	\$ -	\$ -	\$ -	\$ -	\$ -	\$ -	\$ -
Adams, Larry G. & Karen D.	53-09-13-103-063.000-015		1B	N	\$ -	\$ -	\$ -	\$ -	\$ -	\$ -	\$ -	\$ -	\$ -
Matavuli, Stacey C	53-09-13-103-072.000-015		1B	N	\$ -	\$ -	\$ -	\$ -	\$ -	\$ 247.06	\$ -	\$ 247.06	\$ 247.06
Ferguson, Robert E & Anna B	53-09-13-103-090.000-015		1B	N	\$ -	\$ -	\$ -	\$ -	\$ -	\$ -	\$ -	\$ -	\$ -
Westwood, Gregoria D	53-09-13-103-014.000-015		1B	N	\$ -	\$ -	\$ 330.00	\$ 330.00	\$ -	\$ -	\$ 829.51	\$ 829.51	\$ 499.51
Green, David B & Gledia R	53-09-13-103-036.000-015		1B	N	\$ -	\$ -	\$ -	\$ -	\$ -	\$ -	\$ -	\$ -	\$ -
Sargent, Peggy D	53-09-13-103-001.000-015		1B	N	\$ -	\$ -	\$ -	\$ -	\$ -	\$ -	\$ -	\$ -	\$ -
Juric, Delilah J	53-09-13-103-011.000-015	1108	1B	N	\$ -	\$ -	\$ -	\$ -	\$ -	\$ -	\$ -	\$ -	\$ -
Heckard, William M & Rita P	53-09-13-103-083.000-015	1564	1B	N	\$ -	\$ -	\$ -	\$ -	\$ -	\$ -	\$ -	\$ -	\$ -
Dixon, Nathan A	53-09-13-107-042.000-015		1B	N	\$ -	\$ -	\$ -	\$ -	\$ -	\$ -	\$ -	\$ -	\$ -
Whaley, Robert Lee & Nora Lee	53-09-12-402-023.000-015		1B	N	\$ -	\$ -	\$ -	\$ -	\$ -	\$ -	\$ -	\$ -	\$ -
Holicky, Thomas Louis & Sarah J	53-09-13-107-053.000-015		1B	N	\$ -	\$ -	\$ -	\$ -	\$ -	\$ -	\$ -	\$ -	\$ -
Puro, Timothy O & Victoria L	53-09-12-402-017.000-015		1B	N	\$ -	\$ -	\$ -	\$ -	\$ 34.75	\$ -	\$ -	\$ 34.75	\$ 34.75
Rogers, Alice M & Cindy G Wilbur	53-09-13-407-001.000-015		1B	N	\$ -	\$ -	\$ -	\$ -	\$ -	\$ -	\$ -	\$ -	\$ -
Deckard, Susan Marie	53-09-12-402-001.000-015	1052	1B	N	\$ -	\$ -	\$ -	\$ -	\$ -	\$ -	\$ -	\$ -	\$ -
Bock, Naomi	53-09-13-101-056.000-015		1B	N	\$ -	\$ -	\$ -	\$ -	\$ -	\$ -	\$ -	\$ -	\$ -
Hawkins, Jack L. & Billie J.	53-09-13-400-068.000-015	1605	1B	N	\$ -	\$ -	\$ -	\$ -	\$ -	\$ -	\$ -	\$ -	\$ -
Godsey, J. Charles & Ruby	53-09-13-407-011.000-015		1B	N	\$ -	\$ -	\$ 453.00	\$ 453.00	\$ -	\$ -	\$ 1,012.50	\$ 1,012.50	\$ 559.50
Swango, Robert Kent	53-09-13-400-066.000-015		1B	N	\$ -	\$ -	\$ -	\$ -	\$ -	\$ -	\$ -	\$ -	\$ -
Southern, Wendell L & Helen	53-09-13-400-008.000-015		1B	N	\$ -	\$ -	\$ -	\$ -	\$ -	\$ -	\$ -	\$ -	\$ -
Debro, Sherman C	53-09-13-407-005.000-015		1B	N	\$ -	\$ -	\$ -	\$ -	\$ -	\$ -	\$ -	\$ -	\$ -
Nowling, Barry	53-09-13-400-012.000-015		1B	N	\$ -	\$ -	\$ -	\$ -	\$ -	\$ -	\$ -	\$ -	\$ -
Salgado-Cuevas, Tatiana; Boger, Christopher M	53-09-13-102-024.000-015		1B	N	\$ -	\$ -	\$ -	\$ -	\$ -	\$ -	\$ -	\$ -	\$ -
McCracken, Linda O	53-09-13-102-030.000-015		1B	N	\$ -	\$ -	\$ -	\$ -	\$ -	\$ 342.17	\$ -	\$ 342.17	\$ 342.17
Flud, Jana L	53-09-13-103-082.000-015		1B	N	\$ -	\$ -	\$ -	\$ -	\$ -	\$ -	\$ -	\$ -	\$ -
Ooley, Ira Jr. & Grace E.	53-09-13-103-084.000-015		1B	N	\$ -	\$ -	\$ -	\$ -	\$ -	\$ -	\$ -	\$ -	\$ -
Riggs, Marguerite E Irrevocable Trust	53-09-12-400-013.000-015	1114	1B	N	\$ -	\$ -	\$ -	\$ -	\$ 155.41	\$ -	\$ -	\$ 155.41	\$ 155.41
Osborn, Thomas E. & Theresa A.	53-09-12-402-018.000-015	1110	1B	N	\$ -	\$ -	\$ -	\$ -	\$ -	\$ -	\$ -	\$ -	\$ -
Runyan, Jamie; Fouts, Shelly	53-09-13-105-018.000-015		1B	N	\$ -	\$ -	\$ -	\$ -	\$ -	\$ -	\$ -	\$ -	\$ -
Locke, Jane A & Bennett, Cassie L	53-09-13-107-051.000-015		1B	N	\$ -	\$ -	\$ -	\$ -	\$ -	\$ -	\$ -	\$ -	\$ -
Iverson, Frances Judith	53-09-13-101-009.000-015		1B	N	\$ -	\$ -	\$ 616.00	\$ 616.00	\$ -	\$ -	\$ -	\$ -	\$ (616.00)
Haile, Darrell Eugene	53-09-12-402-016.000-015		1B	N	\$ -	\$ -	\$ -	\$ -	\$ -	\$ -	\$ -	\$ -	\$ -
Hopkins, Brandon	53-09-13-102-003.000-015		1B	N	\$ -	\$ -	\$ -	\$ -	\$ -	\$ -	\$ -	\$ -	\$ -
Lyon, Danny Earl W/L/E Lyon, Barbara L	53-09-13-103-033.000-015		1B	N	\$ -	\$ -	\$ 223.00	\$ 223.00	\$ -	\$ -	\$ 495.21	\$ 495.21	\$ 272.21
Clark, Rodney C. & Carolyn J.	53-09-13-103-015.000-015		1B	N	\$ -	\$ -	\$ -	\$ -	\$ -	\$ 340.92	\$ -	\$ 340.92	\$ 340.92
Pace, Stacey M	53-09-13-105-026.000-015		1B	N	\$ -	\$ -	\$ -	\$ -	\$ -	\$ -	\$ -	\$ -	\$ -

City of Bloomington

Area #1B: South-West Annexation Area - Circuit Breaker Impacts Analysis

Owner Name	Parcel #	Waiver	Annexation Area	AG	Pre-Annex 1% CB Credits	Pre-Annex 2% CB Credits	Pre-Annex 65 & Over CB Credits	Pre-Annex Total CB Credits	Post-Annex 1% CB Credits	Post-Annex 2% CB Credits	Post-Annex 65 & Over CB Credits	Post-Annex Total CB Credits	Total Post-Annex CB Credits Increase
Hall, Jay	53-09-12-402-014.000-015		1B	N	\$ -	\$ -	\$ -	\$ -	\$ -	\$ -	\$ -	\$ -	\$ -
Richardson, Joy E	53-09-13-105-030.000-015		1B	N	\$ -	\$ -	\$ -	\$ -	\$ -	\$ -	\$ -	\$ -	\$ -
Wigley, John H	53-09-13-102-018.000-015		1B	N	\$ -	\$ -	\$ -	\$ -	\$ -	\$ -	\$ -	\$ -	\$ -
Capps, Phillip D & Lynda S	53-09-13-400-091.000-015		1B	N	\$ -	\$ -	\$ -	\$ -	\$ 318.61	\$ -	\$ -	\$ 318.61	\$ 318.61
Thayer, Roseanna & Woodie R	53-09-13-105-011.000-015		1B	N	\$ -	\$ -	\$ -	\$ -	\$ -	\$ -	\$ -	\$ -	\$ -
Baughman, Ross D	53-09-13-102-031.000-015		1B	N	\$ -	\$ -	\$ -	\$ -	\$ -	\$ -	\$ -	\$ -	\$ -
3812 W Fairington Drive LLC	53-09-13-103-018.000-015		1B	N	\$ -	\$ -	\$ -	\$ -	\$ -	\$ 268.58	\$ -	\$ 268.58	\$ 268.58
Vela, Alejo Jr. & Mary Jane	53-09-13-103-022.000-015		1B	N	\$ -	\$ -	\$ -	\$ -	\$ -	\$ -	\$ -	\$ -	\$ -
James, Julie A	53-09-13-400-033.000-015		1B	N	\$ -	\$ -	\$ -	\$ -	\$ 59.34	\$ -	\$ -	\$ 59.34	\$ 59.34
Rupert, Phillip & Elena	53-09-12-400-025.000-015		1B	N	\$ -	\$ -	\$ -	\$ -	\$ -	\$ 160.36	\$ -	\$ 160.36	\$ 160.36
Coake, Whitney	53-09-12-402-019.000-015	1148	1B	N	\$ -	\$ -	\$ -	\$ -	\$ -	\$ -	\$ -	\$ -	\$ -
Parrish, Glenda M	53-09-12-402-051.000-015	2355	1B	N	\$ -	\$ -	\$ -	\$ -	\$ -	\$ -	\$ -	\$ -	\$ -
Ellshoff, Denise J	53-09-13-400-029.000-015		1B	N	\$ -	\$ -	\$ -	\$ -	\$ -	\$ -	\$ -	\$ -	\$ -
Berich, Thomas H & Lara Southerland	53-09-13-400-052.000-015		1B	N	\$ -	\$ -	\$ -	\$ -	\$ -	\$ 224.15	\$ -	\$ 224.15	\$ 224.15
Liddell, Torrin & Chelsea	53-09-13-407-015.000-015		1B	N	\$ -	\$ -	\$ -	\$ -	\$ -	\$ -	\$ -	\$ -	\$ -
Sherrill, Sheri L	53-09-13-405-014.000-015	1121	1B	N	\$ -	\$ -	\$ -	\$ -	\$ -	\$ -	\$ -	\$ -	\$ -
Pena, Adam Gabriel	53-09-13-405-002.000-015	1121	1B	N	\$ -	\$ -	\$ -	\$ -	\$ -	\$ -	\$ -	\$ -	\$ -
Walker, Antonio R	53-09-13-405-003.000-015	1121	1B	N	\$ -	\$ -	\$ -	\$ -	\$ -	\$ -	\$ -	\$ -	\$ -
Fuller, Donald A & Debara L	53-09-13-405-004.000-015	1121	1B	N	\$ -	\$ -	\$ -	\$ -	\$ 86.98	\$ -	\$ -	\$ 86.98	\$ 86.98
Woodhaven Estates Assc. Of Hmowners; C/o Clark Morrison	53-09-13-404-040.000-015	1121	1B	N	\$ -	\$ -	\$ -	\$ -	\$ -	\$ -	\$ -	\$ -	\$ -
Milbourn, Justin B & Wrenn E	53-09-13-405-012.000-015	1121	1B	N	\$ -	\$ -	\$ -	\$ -	\$ 194.46	\$ -	\$ -	\$ 194.46	\$ 194.46
Cardwell, Teri L	53-09-13-404-048.000-015		1B	N	\$ -	\$ -	\$ -	\$ -	\$ 26.43	\$ -	\$ -	\$ 26.43	\$ 26.43
Stapleton, Lori & Phillip	53-09-13-404-031.000-015		1B	N	\$ -	\$ -	\$ -	\$ -	\$ -	\$ -	\$ -	\$ -	\$ -
Chuke, Jonnie	53-09-13-404-029.000-015	1765	1B	N	\$ -	\$ -	\$ -	\$ -	\$ -	\$ -	\$ -	\$ -	\$ -
Sims, Keely & Kyle	53-09-13-404-054.000-015		1B	N	\$ -	\$ -	\$ -	\$ -	\$ -	\$ -	\$ -	\$ -	\$ -
Kemp, Joshua W & Bennett, Jeremy M	53-09-13-404-026.000-015		1B	N	\$ -	\$ -	\$ -	\$ -	\$ -	\$ -	\$ -	\$ -	\$ -
Powell, Darell C & Lois E	53-09-13-400-070.000-015	1512	1B	N	\$ -	\$ -	\$ -	\$ -	\$ -	\$ -	\$ -	\$ -	\$ -
Jones, Kelly	53-09-13-105-001.000-015		1B	N	\$ -	\$ -	\$ -	\$ -	\$ -	\$ -	\$ -	\$ -	\$ -
Copeland, Chelsa	53-09-12-402-029.000-015	1032	1B	N	\$ -	\$ -	\$ -	\$ -	\$ -	\$ -	\$ -	\$ -	\$ -
Lyford, George J & Clara	53-09-13-103-023.000-015		1B	N	\$ -	\$ -	\$ -	\$ -	\$ -	\$ -	\$ -	\$ -	\$ -
Hauser, Patrick A	53-09-13-407-016.000-015		1B	N	\$ -	\$ -	\$ -	\$ -	\$ -	\$ -	\$ -	\$ -	\$ -
Clontz, Donald E.	53-09-13-404-014.000-015		1B	N	\$ -	\$ -	\$ -	\$ -	\$ -	\$ -	\$ -	\$ -	\$ -
Wheeler, Elsa M	53-09-13-404-021.000-015		1B	N	\$ -	\$ -	\$ -	\$ -	\$ -	\$ -	\$ -	\$ -	\$ -
Jarvis, Jared & Jarvis, Glen R & Heather S	53-09-13-404-032.000-015		1B	N	\$ -	\$ -	\$ -	\$ -	\$ 107.60	\$ -	\$ -	\$ 107.60	\$ 107.60
Highlife LLC	53-09-13-404-020.000-015		1B	N	\$ -	\$ -	\$ -	\$ -	\$ -	\$ -	\$ -	\$ -	\$ -
Hayslip, Marsai	53-09-13-404-057.000-015		1B	N	\$ -	\$ -	\$ -	\$ -	\$ -	\$ -	\$ -	\$ -	\$ -
Spartz, Matthew D	53-09-13-404-056.000-015		1B	N	\$ -	\$ -	\$ -	\$ -	\$ 27.30	\$ -	\$ -	\$ 27.30	\$ 27.30
Roach, John F & Vickie R	53-09-13-404-037.000-015		1B	N	\$ -	\$ -	\$ -	\$ -	\$ 56.69	\$ -	\$ -	\$ 56.69	\$ 56.69
Ramsey, Debra Lynn	53-09-13-404-042.000-015		1B	N	\$ -	\$ -	\$ -	\$ -	\$ 31.69	\$ -	\$ -	\$ 31.69	\$ 31.69
Swando, Julie A & Zachary J Chmiel	53-09-13-404-049.000-015		1B	N	\$ -	\$ -	\$ -	\$ -	\$ -	\$ -	\$ -	\$ -	\$ -
McCracken, Linda O	53-09-13-404-043.000-015	1562	1B	N	\$ -	\$ -	\$ -	\$ -	\$ -	\$ 410.76	\$ -	\$ 410.76	\$ 410.76
Skivers, Donna M	53-09-13-101-041.000-015		1B	N	\$ -	\$ -	\$ -	\$ -	\$ -	\$ -	\$ -	\$ -	\$ -
Borden, Robert M; Barbara R & Fisher, Shanna	53-09-13-107-034.000-015		1B	N	\$ -	\$ -	\$ -	\$ -	\$ -	\$ -	\$ -	\$ -	\$ -
Trinkle, Laurie J	53-09-13-103-080.000-015		1B	N	\$ -	\$ -	\$ 224.00	\$ 224.00	\$ -	\$ -	\$ 463.05	\$ 463.05	\$ 239.05
Buckner, J. Robert & Mary C.	53-09-13-103-069.000-015		1B	N	\$ -	\$ -	\$ -	\$ -	\$ -	\$ -	\$ -	\$ -	\$ -

City of Bloomington

Area #1B: South-West Annexation Area - Circuit Breaker Impacts Analysis

Owner Name	Parcel #	Waiver	Annexation Area	AG	Pre-Annex 1% CB Credits	Pre-Annex 2% CB Credits	Pre-Annex 65 & Over CB Credits	Pre-Annex Total CB Credits	Post-Annex 1% CB Credits	Post-Annex 2% CB Credits	Post-Annex 65 & Over CB Credits	Post-Annex Total CB Credits	Total Post-Annex CB Credits Increase
Sander, Steven H & Pamela A	53-09-13-101-018.000-015		1B	N	\$ -	\$ -	\$ -	\$ -	\$ -	\$ -	\$ -	\$ -	\$ -
Valdovines, Nestor & Misti D	53-09-13-101-046.000-015		1B	N	\$ -	\$ -	\$ -	\$ -	\$ -	\$ -	\$ -	\$ -	\$ -
Vitols, Juris & Tomaro, Deborah	53-09-13-105-024.000-015		1B	N	\$ -	\$ -	\$ -	\$ -	\$ -	\$ 259.57	\$ -	\$ 259.57	\$ 259.57
Bell, Justin A G & Lora Wagers	53-09-13-101-051.000-015		1B	N	\$ -	\$ -	\$ -	\$ -	\$ -	\$ 264.46	\$ -	\$ 264.46	\$ 264.46
Goodwin, Linda	53-09-13-102-028.000-015		1B	N	\$ -	\$ -	\$ 208.00	\$ 208.00	\$ -	\$ -	\$ 535.72	\$ 535.72	\$ 327.72
Sandoval, Moises Lopez & Gutierrez, Javier F & Dillard, Donna J & Dillard, Micha	53-09-12-402-004.000-015	1198	1B	N	\$ -	\$ -	\$ -	\$ -	\$ 418.40	\$ -	\$ -	\$ 418.40	\$ 418.40
Frye, Jordan M; Shannon, Valerie K	53-09-13-103-060.000-015		1B	N	\$ -	\$ -	\$ -	\$ -	\$ -	\$ -	\$ -	\$ -	\$ -
Jackson, Charles L. & Diane	53-09-13-104-014.000-015		1B	N	\$ -	\$ -	\$ -	\$ -	\$ -	\$ -	\$ -	\$ -	\$ -
Bankers Trust Company Of Calif	53-09-13-103-042.000-015		1B	N	\$ -	\$ -	\$ -	\$ -	\$ -	\$ 243.80	\$ -	\$ 243.80	\$ 243.80
Tunberg, Zachary Ryan	53-09-13-105-039.000-015		1B	N	\$ -	\$ -	\$ -	\$ -	\$ -	\$ -	\$ -	\$ -	\$ -
Vaught, Bud Jack & Helen A.	53-09-12-402-007.000-015	1160	1B	N	\$ -	\$ -	\$ -	\$ -	\$ -	\$ -	\$ -	\$ -	\$ -
Cloyd, Mary Felice	53-09-13-105-031.000-015		1B	N	\$ -	\$ -	\$ -	\$ -	\$ -	\$ -	\$ -	\$ -	\$ -
Hamblen, Wendell D. & Norma Sue	53-09-13-102-016.000-015		1B	N	\$ -	\$ -	\$ -	\$ -	\$ -	\$ -	\$ -	\$ -	\$ -
Costley Rentals South LLC	53-09-13-102-019.000-015		1B	N	\$ -	\$ -	\$ -	\$ -	\$ -	\$ 248.31	\$ -	\$ 248.31	\$ 248.31
Jerrell, Phillip D. & Wilma R.	53-09-13-107-046.000-015		1B	N	\$ -	\$ -	\$ -	\$ -	\$ 45.70	\$ -	\$ -	\$ 45.70	\$ 45.70
Jewart, Harry B & Phyllis L	53-09-12-402-021.000-015		1B	N	\$ -	\$ -	\$ 342.00	\$ 342.00	\$ -	\$ -	\$ 865.35	\$ 865.35	\$ 523.35
Kinser, Hazel , Gary & Connie; Peggy Prince; Betty Elkins	53-09-12-401-008.000-015		1B	N	\$ -	\$ -	\$ -	\$ -	\$ -	\$ 455.06	\$ -	\$ 455.06	\$ 455.06
Westward Ho LLC	53-08-17-203-001.000-009		1B	N	\$ -	\$ -	\$ -	\$ -	\$ -	\$ -	\$ -	\$ -	\$ -
Bodle, Dawn	53-09-12-402-005.000-015	1322	1B	N	\$ -	\$ -	\$ -	\$ -	\$ -	\$ -	\$ -	\$ -	\$ -
Barnhill, Martha J	53-09-13-404-044.000-015	1651	1B	N	\$ -	\$ -	\$ -	\$ -	\$ -	\$ -	\$ -	\$ -	\$ -
Woodhaven-citation Homeowners Assoc., Inc.	53-09-13-404-058.000-015		1B	N	\$ -	\$ -	\$ -	\$ -	\$ -	\$ -	\$ -	\$ -	\$ -
Faulkner, Thomas E.	53-09-13-401-043.000-015	1292	1B	N	\$ -	\$ -	\$ -	\$ -	\$ -	\$ 302.76	\$ -	\$ 302.76	\$ 302.76
Ramsey, Robert & Sarah	53-09-13-401-037.000-015	1292	1B	N	\$ -	\$ -	\$ -	\$ -	\$ -	\$ -	\$ -	\$ -	\$ -
Phillips, Hebe L	53-09-13-401-054.000-015	1292	1B	N	\$ -	\$ -	\$ -	\$ -	\$ -	\$ -	\$ -	\$ -	\$ -
Kirk, Judith A.	53-09-13-401-035.000-015	1292	1B	N	\$ -	\$ -	\$ -	\$ -	\$ 33.46	\$ -	\$ -	\$ 33.46	\$ 33.46
Osborne, Richard M & Priscilla B	53-09-13-401-036.000-015	1292	1B	N	\$ -	\$ -	\$ -	\$ -	\$ -	\$ -	\$ -	\$ -	\$ -
Fine, Byron A & Christine M Zbikowski	53-09-13-401-047.000-015	1292	1B	N	\$ -	\$ -	\$ -	\$ -	\$ -	\$ 447.05	\$ -	\$ 447.05	\$ 447.05
Ramsey, Ronald W & Judith	53-09-13-401-046.000-015	1292	1B	N	\$ -	\$ -	\$ -	\$ -	\$ 38.70	\$ -	\$ -	\$ 38.70	\$ 38.70
Cissell, Donald R & Linda S	53-09-13-401-048.000-015	1292	1B	N	\$ -	\$ -	\$ -	\$ -	\$ -	\$ -	\$ -	\$ -	\$ -
Elliott, Brittny	53-09-13-401-012.000-015	1292	1B	N	\$ -	\$ -	\$ -	\$ -	\$ -	\$ -	\$ -	\$ -	\$ -
Beebe, Elyse	53-09-13-401-018.000-015	1292	1B	N	\$ -	\$ -	\$ -	\$ -	\$ -	\$ -	\$ -	\$ -	\$ -
Carlson, Lee T & Kristi L	53-09-13-401-010.000-015	1292	1B	N	\$ -	\$ -	\$ -	\$ -	\$ -	\$ -	\$ -	\$ -	\$ -
Carroll, Brett A & Crystal A	53-09-13-401-023.000-015	1292	1B	N	\$ -	\$ -	\$ -	\$ -	\$ -	\$ -	\$ -	\$ -	\$ -
Tatom, Ronald D & Saunders, Jane A	53-09-13-401-017.000-015	1292	1B	N	\$ -	\$ -	\$ -	\$ -	\$ -	\$ -	\$ -	\$ -	\$ -
Knudsen, Zachary	53-09-13-401-055.000-015	1292	1B	N	\$ -	\$ -	\$ -	\$ -	\$ -	\$ -	\$ -	\$ -	\$ -
Brennan, Bridget H	53-09-13-401-051.000-015	1292	1B	N	\$ -	\$ -	\$ -	\$ -	\$ 56.69	\$ -	\$ -	\$ 56.69	\$ 56.69
Burgess, Theresa A & Rick D	53-09-13-401-032.000-015	1292	1B	N	\$ -	\$ -	\$ -	\$ -	\$ 110.66	\$ -	\$ -	\$ 110.66	\$ 110.66
Jessee, Christopher L & Martha Anna Nowicki	53-09-13-401-033.000-015	1292	1B	N	\$ -	\$ -	\$ -	\$ -	\$ -	\$ -	\$ -	\$ -	\$ -
Antonetti, Lou Ann	53-09-13-106-027.000-015		1B	N	\$ -	\$ -	\$ 130.00	\$ 130.00	\$ -	\$ -	\$ 453.94	\$ 453.94	\$ 323.94
Murphy, Allan R	53-09-13-404-045.000-015		1B	N	\$ -	\$ -	\$ -	\$ -	\$ 6.24	\$ -	\$ -	\$ 6.24	\$ 6.24
Brane, Lawrence H & Sara E	53-09-13-404-034.000-015		1B	N	\$ -	\$ -	\$ -	\$ -	\$ -	\$ -	\$ -	\$ -	\$ -
Sherfick, Stuart A & Robin M	53-09-13-404-024.000-015		1B	N	\$ -	\$ -	\$ -	\$ -	\$ -	\$ -	\$ -	\$ -	\$ -

City of Bloomington

Area #1B: South-West Annexation Area - Circuit Breaker Impacts Analysis

Owner Name	Parcel #	Waiver	Annexation Area	AG	Pre-Annex 1% CB Credits	Pre-Annex 2% CB Credits	Pre-Annex 65 & Over CB Credits	Pre-Annex Total CB Credits	Post-Annex 1% CB Credits	Post-Annex 2% CB Credits	Post-Annex 65 & Over CB Credits	Post-Annex Total CB Credits	Total Post-Annex CB Credits Increase
Fyffe, Darlene S	53-09-13-404-022.000-015		1B	N	\$ -	\$ -	\$ -	\$ -	\$ -	\$ -	\$ -	\$ -	\$ -
Meadows, Myla J	53-09-13-404-010.000-015		1B	N	\$ -	\$ -	\$ 274.00	\$ 274.00	\$ -	\$ -	\$ 1,055.46	\$ 1,055.46	\$ 781.46
Wheeler, Ryan O & Victoria C	53-09-13-404-051.000-015		1B	N	\$ -	\$ -	\$ -	\$ -	\$ -	\$ -	\$ -	\$ -	\$ -
Mc Artor, Vercleana A	53-09-13-404-012.000-015		1B	N	\$ -	\$ -	\$ -	\$ -	\$ -	\$ -	\$ -	\$ -	\$ -
Brown, Jay	53-09-13-404-025.000-015		1B	N	\$ -	\$ -	\$ -	\$ -	\$ -	\$ 440.29	\$ -	\$ 440.29	\$ 440.29
Bass, Kevin & Janet E	53-09-13-404-036.000-015		1B	N	\$ -	\$ -	\$ -	\$ -	\$ -	\$ -	\$ -	\$ -	\$ -
Drake, Elizabeth A	53-09-13-404-019.000-015		1B	N	\$ -	\$ -	\$ -	\$ -	\$ -	\$ -	\$ -	\$ -	\$ -
Smith, Thomas J & Jessica J	53-09-13-404-035.000-015		1B	N	\$ -	\$ -	\$ -	\$ -	\$ -	\$ -	\$ -	\$ -	\$ -
Foutz, Ginger L	53-09-13-404-013.000-015		1B	N	\$ -	\$ -	\$ -	\$ -	\$ -	\$ -	\$ -	\$ -	\$ -
Lessig, Alan R. & Peggy Sue	53-09-13-404-023.000-015		1B	N	\$ -	\$ -	\$ -	\$ -	\$ 90.04	\$ -	\$ -	\$ 90.04	\$ 90.04
Kramer, Jo Anne	53-09-13-404-017.000-015		1B	N	\$ -	\$ -	\$ -	\$ -	\$ 15.03	\$ -	\$ -	\$ 15.03	\$ 15.03
Reid, Caleb A; Dorantes, Cindy Cruz	53-09-13-404-028.000-015		1B	N	\$ -	\$ -	\$ -	\$ -	\$ 55.54	\$ -	\$ -	\$ 55.54	\$ 55.54
Foster, Kevin	53-09-13-105-033.000-015		1B	N	\$ -	\$ -	\$ -	\$ -	\$ -	\$ -	\$ -	\$ -	\$ -
Anderson, Burton Arkell & Mitze Revocable Living Trust	53-09-13-101-033.000-015		1B	N	\$ -	\$ -	\$ -	\$ -	\$ -	\$ -	\$ -	\$ -	\$ -
Klofta, Gus	53-09-13-104-031.000-015		1B	N	\$ -	\$ -	\$ -	\$ -	\$ -	\$ -	\$ -	\$ -	\$ -
Payne, Carl Richard Revocable Trust	53-09-13-404-039.000-015		1B	N	\$ -	\$ -	\$ -	\$ -	\$ 409.87	\$ -	\$ -	\$ 409.87	\$ 409.87
Hartsock, Leslie S & Tammie L	53-09-13-404-016.000-015		1B	N	\$ -	\$ -	\$ -	\$ -	\$ -	\$ -	\$ -	\$ -	\$ -
Haro, Lilia M	53-09-13-404-055.000-015		1B	N	\$ -	\$ -	\$ -	\$ -	\$ -	\$ -	\$ -	\$ -	\$ -
Williams, Steven D & Evans, Stacey E	53-09-13-407-003.000-015	1129	1B	N	\$ -	\$ -	\$ -	\$ -	\$ -	\$ 313.39	\$ -	\$ 313.39	\$ 313.39
Richardson, Vivian L & Melton, Walter Jr	53-09-13-103-007.000-015		1B	N	\$ -	\$ -	\$ -	\$ -	\$ -	\$ -	\$ -	\$ -	\$ -
Hosler, James H. & Victoria A.	53-09-13-105-035.000-015		1B	N	\$ -	\$ -	\$ -	\$ -	\$ -	\$ -	\$ -	\$ -	\$ -
Evans, William C & Diana K	53-09-13-101-008.000-015		1B	N	\$ -	\$ -	\$ -	\$ -	\$ -	\$ -	\$ -	\$ -	\$ -
Vernon, Norma Joan; Wiesler, Sandra Jean Unversaw; Unversaw, Ralph Allen & Brown,	53-09-12-402-027.000-015		1B	N	\$ -	\$ -	\$ 26.00	\$ 26.00	\$ -	\$ -	\$ 673.71	\$ 673.71	\$ 647.71
T & S Home Improvements LLC	53-09-13-407-013.000-015		1B	N	\$ -	\$ -	\$ -	\$ -	\$ -	\$ -	\$ -	\$ -	\$ -
Powell, Troy E & Carol J	53-09-13-409-015.000-015	1790	1B	N	\$ -	\$ -	\$ -	\$ -	\$ -	\$ -	\$ -	\$ -	\$ -
Kidner, Ria Quintana & Jonathan Everett	53-09-13-400-059.000-015		1B	N	\$ -	\$ -	\$ -	\$ -	\$ 98.70	\$ -	\$ -	\$ 98.70	\$ 98.70
Southern, Wendell L. & Helen J.	53-09-13-400-015.000-015		1B	N	\$ -	\$ -	\$ -	\$ -	\$ -	\$ -	\$ -	\$ -	\$ -
Southern, Wendell L. & Helen J.	53-09-13-400-079.000-015		1B	N	\$ -	\$ -	\$ -	\$ -	\$ -	\$ -	\$ -	\$ -	\$ -
Southern, Wendell L. & Helen J.	53-09-13-400-078.000-015		1B	N	\$ -	\$ -	\$ -	\$ -	\$ -	\$ -	\$ -	\$ -	\$ -
Abbott, Jerry Francis & Velma Darlene Revocable Trust	53-09-13-400-048.000-015		1B	N	\$ -	\$ -	\$ -	\$ -	\$ -	\$ -	\$ -	\$ -	\$ -
Bennett, Fredrick E; Pierson-Bennett, Latanya M	53-09-13-400-076.000-015		1B	N	\$ -	\$ -	\$ -	\$ -	\$ -	\$ -	\$ -	\$ -	\$ -
Wells, Richard Dale	53-09-13-400-040.000-015		1B	N	\$ -	\$ -	\$ -	\$ -	\$ -	\$ -	\$ -	\$ -	\$ -
State of Indiana	53-09-13-400-019.000-015	1636	1B	N	\$ -	\$ -	\$ -	\$ -	\$ -	\$ -	\$ -	\$ -	\$ -
Cardosa, Simone E; Toney, Allison R	53-09-13-402-008.000-015	1629	1B	N	\$ -	\$ -	\$ -	\$ -	\$ -	\$ -	\$ -	\$ -	\$ -
Smith, Donald E & Beverly J Trust	53-09-12-402-033.000-015	1188	1B	N	\$ -	\$ -	\$ -	\$ -	\$ 9.75	\$ -	\$ -	\$ 9.75	\$ 9.75
State of Indiana	53-09-13-400-007.000-015		1B	N	\$ -	\$ -	\$ -	\$ -	\$ -	\$ -	\$ -	\$ -	\$ -
Jones, Jeffrey S	53-09-13-102-026.000-015		1B	N	\$ -	\$ -	\$ -	\$ -	\$ -	\$ 253.81	\$ -	\$ 253.81	\$ 253.81
Taylor, Pilar	53-09-12-402-038.000-015		1B	N	\$ -	\$ -	\$ -	\$ -	\$ 105.41	\$ -	\$ -	\$ 105.41	\$ 105.41
Bowlen, Tara L & Andrew B	53-09-13-103-002.000-015		1B	N	\$ -	\$ -	\$ -	\$ -	\$ -	\$ -	\$ -	\$ -	\$ -
Jones, Tami	53-09-13-105-015.000-015		1B	N	\$ -	\$ -	\$ -	\$ -	\$ -	\$ -	\$ -	\$ -	\$ -

City of Bloomington

Area #1B: South-West Annexation Area - Circuit Breaker Impacts Analysis

Owner Name	Parcel #	Waiver	Annexation Area	AG	Pre-Annex 1% CB Credits	Pre-Annex 2% CB Credits	Pre-Annex 65 & Over CB Credits	Pre-Annex Total CB Credits	Post-Annex 1% CB Credits	Post-Annex 2% CB Credits	Post-Annex 65 & Over CB Credits	Post-Annex Total CB Credits	Total Post-Annex CB Credits Increase
Mugford, Amy D & Floyd; Kappel, Katrina	53-08-17-405-025.000-008		1B	N	\$ -	\$ -	\$ -	\$ -	\$ 541.43	\$ -	\$ -	\$ 541.43	\$ 541.43
Young, Linda A Trust	53-08-17-405-031.000-008		1B	N	\$ -	\$ -	\$ -	\$ -	\$ 231.32	\$ -	\$ -	\$ 231.32	\$ 231.32
Ramey, Kent Emerson & Case, Tina Lee	53-08-17-405-021.000-008		1B	N	\$ -	\$ -	\$ -	\$ -	\$ 307.92	\$ -	\$ -	\$ 307.92	\$ 307.92
Goble, Tyler S	53-08-17-405-032.000-008		1B	N	\$ -	\$ -	\$ -	\$ -	\$ 155.96	\$ -	\$ -	\$ 155.96	\$ 155.96
Heckler, Tara K & Adam K	53-08-17-405-005.000-008		1B	N	\$ -	\$ -	\$ -	\$ -	\$ 191.15	\$ -	\$ -	\$ 191.15	\$ 191.15
Aslami, Syd Sulman	53-08-17-405-006.000-008		1B	N	\$ -	\$ -	\$ -	\$ -	\$ 5.67	\$ -	\$ -	\$ 5.67	\$ 5.67
Moore, Maurice Duane & Denise A	53-08-17-405-009.000-008		1B	N	\$ -	\$ -	\$ -	\$ -	\$ 358.43	\$ -	\$ -	\$ 358.43	\$ 358.43
Weakly, Joshua Robert & Rachel V	53-08-17-405-011.000-008		1B	N	\$ -	\$ -	\$ -	\$ -	\$ 171.29	\$ -	\$ -	\$ 171.29	\$ 171.29
Baugh, Laura M	53-08-17-405-010.000-008		1B	N	\$ -	\$ -	\$ -	\$ -	\$ 131.12	\$ -	\$ -	\$ 131.12	\$ 131.12
Kirtland, John W & Sharon V	53-08-17-405-013.000-008		1B	N	\$ -	\$ -	\$ -	\$ -	\$ 245.39	\$ -	\$ -	\$ 245.39	\$ 245.39
Clarke, Lisa R	53-08-17-405-017.000-008		1B	N	\$ -	\$ -	\$ -	\$ -	\$ 93.07	\$ -	\$ -	\$ 93.07	\$ 93.07
McMichael, Lisa	53-08-17-405-012.000-008		1B	N	\$ -	\$ -	\$ -	\$ -	\$ 88.89	\$ -	\$ -	\$ 88.89	\$ 88.89
Stolz, Jeannette	53-08-17-405-016.000-008		1B	N	\$ -	\$ -	\$ -	\$ -	\$ 23.88	\$ -	\$ -	\$ 23.88	\$ 23.88
Mellon, Mary R	53-08-17-405-019.000-008		1B	N	\$ -	\$ -	\$ -	\$ -	\$ 112.49	\$ -	\$ -	\$ 112.49	\$ 112.49
Joseph Christine LLC	53-08-17-404-021.000-008	2094	1B	N	\$ -	\$ -	\$ -	\$ -	\$ -	\$ 434.61	\$ -	\$ 434.61	\$ 434.61
Johnson, Larry Dale	53-08-17-404-014.000-008	2431	1B	N	\$ -	\$ -	\$ -	\$ -	\$ 131.99	\$ -	\$ -	\$ 131.99	\$ 131.99
American Homes 4 Rent Properties Six LLC	53-08-17-404-034.000-008	2033	1B	N	\$ -	\$ -	\$ -	\$ -	\$ -	\$ 440.52	\$ -	\$ 440.52	\$ 440.52
Gleyze, Jacqueline Susan & Gleyze, Jacques & Lydia	53-08-17-404-002.000-008	2541	1B	N	\$ -	\$ -	\$ -	\$ -	\$ 74.41	\$ -	\$ -	\$ 74.41	\$ 74.41
Buuck, John A & Mary E	53-08-17-404-033.000-008	2426	1B	N	\$ -	\$ -	\$ -	\$ -	\$ 34.65	\$ -	\$ -	\$ 34.65	\$ 34.65
Lochmiller, Chad R & Lester, Jessica N	53-08-17-404-020.000-008		1B	N	\$ -	\$ -	\$ -	\$ -	\$ 153.10	\$ -	\$ -	\$ 153.10	\$ 153.10
Miller, Mark & Leslie	53-08-17-404-006.000-008		1B	N	\$ -	\$ -	\$ -	\$ -	\$ 265.26	\$ -	\$ -	\$ 265.26	\$ 265.26
Rall, Christopher & Sue	53-08-17-404-008.000-008	2424	1B	N	\$ -	\$ -	\$ -	\$ -	\$ -	\$ 377.49	\$ -	\$ 377.49	\$ 377.49
Koss, Alan & Layer, Errin	53-08-17-404-010.000-008	2430	1B	N	\$ -	\$ -	\$ -	\$ -	\$ 246.22	\$ -	\$ -	\$ 246.22	\$ 246.22
Smelser, William C & Sheila S	53-01-40-379-000.000-008		1B	N	\$ -	\$ -	\$ -	\$ -	\$ -	\$ 535.79	\$ -	\$ 535.79	\$ 535.79
Board Of Commissioners Of Monroe Co	53-09-13-400-087.000-015		1B	N	\$ -	\$ -	\$ -	\$ -	\$ -	\$ -	\$ -	\$ -	\$ -
Hermane, Matthew & Allison	53-09-13-400-076.012-015	2512	1B	N	\$ -	\$ -	\$ -	\$ -	\$ -	\$ -	\$ -	\$ -	\$ -

City of Bloomington

Area #1C: South-West Annexation Area - Circuit Breaker Impacts Analysis

Owner Name	Parcel #	Waiver	Annexation Area	AG	Pre-Annex 1% CB Credits	Pre-Annex 2% CB Credits	Pre-Annex 65 & Over CB Credits	Pre-Annex Total CB Credits	Post-Annex 1% CB Credits	Post-Annex 2% CB Credits	Post-Annex 65 & Over CB Credits	Post-Annex Total CB Credits	Total Post-Annex CB Credits Increase
Snyder, Jill	53-09-13-300-016.000-015		1C	N	\$ -	\$ -	\$ -	\$ -	\$ 101.89	\$ -	\$ -	\$ 101.89	\$ 101.89
Guevara-Viveros, Jose: Leon-Viveros, Ana Rosa	53-09-13-202-025.000-015	1568	1C	N	\$ -	\$ -	\$ -	\$ -	\$ -	\$ 320.89	\$ -	\$ 320.89	\$ 320.89
Teague, Heather Lynn	53-09-13-202-017.000-015	1568	1C	N	\$ -	\$ -	\$ -	\$ -	\$ -	\$ -	\$ -	\$ -	\$ -
Robertson, Paula M	53-09-13-202-016.000-015	1568	1C	N	\$ -	\$ -	\$ -	\$ -	\$ -	\$ -	\$ -	\$ -	\$ -
Mullis, Larry K & Harriet	53-09-13-202-007.000-015	1568	1C	N	\$ -	\$ -	\$ -	\$ -	\$ -	\$ -	\$ -	\$ -	\$ -
Coddington, Beverly A	53-09-13-202-022.000-015	1568	1C	N	\$ -	\$ -	\$ 9.00	\$ 9.00	\$ -	\$ -	\$ 188.09	\$ 188.09	\$ 179.09
Jenkins, Kimberly M & Kevin L	53-09-13-202-015.000-015	1568	1C	N	\$ -	\$ -	\$ -	\$ -	\$ -	\$ -	\$ -	\$ -	\$ -
Montgomery, Amanda R & John F	53-09-13-202-005.000-015	1568	1C	N	\$ -	\$ -	\$ -	\$ -	\$ -	\$ -	\$ -	\$ -	\$ -
Kinser, Braden L	53-09-13-202-024.000-015	1568	1C	N	\$ -	\$ -	\$ -	\$ -	\$ -	\$ -	\$ -	\$ -	\$ -
Jones, Jerri A	53-09-13-202-010.000-015	1568	1C	N	\$ -	\$ -	\$ -	\$ -	\$ -	\$ -	\$ -	\$ -	\$ -
Ramirez, Eduardo Hurtado & Belinda Johnson-Hurtado	53-09-13-202-011.000-015	1568	1C	N	\$ -	\$ -	\$ -	\$ -	\$ -	\$ -	\$ -	\$ -	\$ -
Parks, Gregory D	53-09-13-202-013.000-015	1568	1C	N	\$ -	\$ -	\$ -	\$ -	\$ -	\$ 206.25	\$ -	\$ 206.25	\$ 206.25
Carpenter, Kimberly J	53-09-13-202-012.000-015	1568	1C	N	\$ -	\$ -	\$ -	\$ -	\$ -	\$ -	\$ -	\$ -	\$ -
Wilson, Paula L	53-09-13-202-020.000-015	1568	1C	N	\$ -	\$ -	\$ -	\$ -	\$ -	\$ -	\$ 19.11	\$ 19.11	\$ 19.11
Siedl, Kenneth L & Carla Y	53-09-13-202-019.000-015	1568	1C	N	\$ -	\$ -	\$ -	\$ -	\$ -	\$ -	\$ -	\$ -	\$ -
Walker, Charles R	53-09-13-200-016.000-015	1568	1C	N	\$ -	\$ -	\$ -	\$ -	\$ -	\$ -	\$ -	\$ -	\$ -
McKee, Jamie Lynn	53-09-13-200-026.000-015	1568	1C	N	\$ -	\$ -	\$ -	\$ -	\$ -	\$ -	\$ -	\$ -	\$ -
Spencer, Sonya & John	53-09-13-200-015.000-015	1568	1C	N	\$ -	\$ -	\$ -	\$ -	\$ -	\$ -	\$ -	\$ -	\$ -
Burris, James I & Eula F	53-09-13-200-022.000-015	1568	1C	N	\$ -	\$ -	\$ -	\$ -	\$ -	\$ -	\$ -	\$ -	\$ -
Logan, Laura A & Patricia A	53-09-13-200-012.000-015	1568	1C	N	\$ -	\$ -	\$ -	\$ -	\$ -	\$ 225.03	\$ -	\$ 225.03	\$ 225.03
Wray, Dennis D & Janice E	53-09-13-200-021.000-015	2078	1C	N	\$ -	\$ -	\$ -	\$ -	\$ -	\$ -	\$ -	\$ -	\$ -
Varvel, Patrick John & Brown, Kelly Lynn	53-09-13-200-011.000-015	1568	1C	N	\$ -	\$ -	\$ -	\$ -	\$ -	\$ 204.75	\$ -	\$ 204.75	\$ 204.75
Johnson, Rodney & Nakia Wells	53-09-13-200-020.000-015	1568	1C	N	\$ -	\$ -	\$ -	\$ -	\$ -	\$ -	\$ -	\$ -	\$ -
Porter, Barbara	53-09-13-200-036.000-015	1568	1C	N	\$ -	\$ -	\$ -	\$ -	\$ -	\$ 190.23	\$ -	\$ 190.23	\$ 190.23
Santiago, Oscar De & Maria Del Carmen Garcia	53-09-13-200-049.000-015	1568	1C	N	\$ -	\$ -	\$ -	\$ -	\$ -	\$ -	\$ -	\$ -	\$ -
Fuller, Andrew W & Chelsea D	53-09-13-200-068.000-015	1568	1C	N	\$ -	\$ -	\$ -	\$ -	\$ -	\$ -	\$ -	\$ -	\$ -
DeSantiago- Moreno, Manuel De Jesus & Elva	53-09-13-200-067.000-015	1568	1C	N	\$ -	\$ -	\$ -	\$ -	\$ -	\$ -	\$ -	\$ -	\$ -
Castillo, Jannamaire	53-09-13-200-066.027-015	1568	1C	N	\$ -	\$ -	\$ -	\$ -	\$ -	\$ -	\$ -	\$ -	\$ -
Vidaurri, Jesus & Perla Rodriguez De	53-09-13-200-066.028-015	1568	1C	N	\$ -	\$ -	\$ -	\$ -	\$ -	\$ -	\$ -	\$ -	\$ -
Perry, Joni L	53-09-13-200-066.029-015	1568	1C	N	\$ -	\$ -	\$ -	\$ -	\$ -	\$ -	\$ -	\$ -	\$ -
Bogue, Kristin L	53-09-13-200-066.030-015	1568	1C	N	\$ -	\$ -	\$ -	\$ -	\$ -	\$ -	\$ -	\$ -	\$ -
Valkyrie, Samantha A	53-09-13-200-066.031-015	1568	1C	N	\$ -	\$ -	\$ -	\$ -	\$ -	\$ -	\$ -	\$ -	\$ -
Knight, Bennie	53-09-13-300-009.000-015		1C	N	\$ -	\$ -	\$ -	\$ -	\$ -	\$ 272.59	\$ -	\$ 272.59	\$ 272.59
Blyly, Ryan E.	53-09-13-300-004.000-015		1C	N	\$ -	\$ -	\$ -	\$ -	\$ 324.32	\$ -	\$ -	\$ 324.32	\$ 324.32
Urbina-Hernandez, Noe & Flores, Araceli	53-09-13-200-066.032-015	1568	1C	N	\$ -	\$ -	\$ -	\$ -	\$ -	\$ -	\$ -	\$ -	\$ -
Rivas, Gloria G	53-09-13-200-066.033-015	1568	1C	N	\$ -	\$ -	\$ -	\$ -	\$ -	\$ -	\$ -	\$ -	\$ -
Garcia-Sanchez, Ismael & Paredes-Rodriguez, Sarah	53-09-13-200-066.034-015	1568	1C	N	\$ -	\$ -	\$ -	\$ -	\$ -	\$ -	\$ -	\$ -	\$ -
Lawson, Paula J	53-09-13-200-066.035-015	1568	1C	N	\$ -	\$ -	\$ -	\$ -	\$ -	\$ -	\$ -	\$ -	\$ -
Evans, Jesse W	53-09-13-200-066.036-015	1568	1C	N	\$ -	\$ -	\$ -	\$ -	\$ -	\$ -	\$ -	\$ -	\$ -
Shore, Lisa	53-09-13-200-066.037-015	1568	1C	N	\$ -	\$ -	\$ -	\$ -	\$ -	\$ -	\$ -	\$ -	\$ -
Hunt, Melissa	53-09-13-200-066.038-015	1568	1C	N	\$ -	\$ -	\$ -	\$ -	\$ -	\$ -	\$ -	\$ -	\$ -
Lentz, Linda	53-09-13-200-066.039-015	1568	1C	N	\$ -	\$ -	\$ -	\$ -	\$ -	\$ -	\$ -	\$ -	\$ -

City of Bloomington

Area #1C: South-West Annexation Area - Circuit Breaker Impacts Analysis

Owner Name	Parcel #	Waiver	Annexation Area	AG	Pre-Annex 1% CB Credits	Pre-Annex 2% CB Credits	Pre-Annex 65 & Over CB Credits	Pre-Annex Total CB Credits	Post-Annex 1% CB Credits	Post-Annex 2% CB Credits	Post-Annex 65 & Over CB Credits	Post-Annex Total CB Credits	Total Post-Annex CB Credits Increase
Cedar Chase Community Association INC	53-09-13-200-066.040-015	1568	1C	N	\$ -	\$ -	\$ -	\$ -	\$ -	\$ -	\$ -	\$ -	\$ -
Cedar Chase Community Association INC	53-09-13-200-066.041-015	1568	1C	N	\$ -	\$ -	\$ -	\$ -	\$ -	\$ -	\$ -	\$ -	\$ -
Vest, Kabrina R	53-09-13-200-066.042-015	1568	1C	N	\$ -	\$ -	\$ -	\$ -	\$ -	\$ -	\$ -	\$ -	\$ -
Rogers, Noah & Natasha	53-09-13-200-066.043-015	1568	1C	N	\$ -	\$ -	\$ -	\$ -	\$ -	\$ -	\$ -	\$ -	\$ -
Zaragoza-Reyes, Eliseo & Reyes-Sanchez, Brenda	53-09-13-200-066.044-015	1568	1C	N	\$ -	\$ -	\$ -	\$ -	\$ -	\$ -	\$ -	\$ -	\$ -
Segura-Silva, Emanuel & Blanca Reyes-Sanchez	53-09-13-200-066.045-015	1568	1C	N	\$ -	\$ -	\$ -	\$ -	\$ -	\$ -	\$ -	\$ -	\$ -
Wright, Faith	53-09-13-200-066.046-015	1568	1C	N	\$ -	\$ -	\$ -	\$ -	\$ -	\$ -	\$ -	\$ -	\$ -
Horn, Crystal	53-09-13-200-066.047-015	1568	1C	N	\$ -	\$ -	\$ -	\$ -	\$ -	\$ -	\$ -	\$ -	\$ -
Mosier, Ryan P & Amanda D	53-09-13-200-066.048-015	1568	1C	N	\$ -	\$ -	\$ -	\$ -	\$ -	\$ -	\$ -	\$ -	\$ -
Rivera, Carrie B	53-09-13-200-066.049-015	1568	1C	N	\$ -	\$ -	\$ -	\$ -	\$ -	\$ -	\$ -	\$ -	\$ -
Kindig, Martin	53-09-13-200-066.050-015	1568	1C	N	\$ -	\$ -	\$ -	\$ -	\$ -	\$ -	\$ -	\$ -	\$ -
Tlahuex-Aca, Yolanda & Tlahuex-Auatl, Fulgenco	53-09-13-200-066.051-015	1568	1C	N	\$ -	\$ -	\$ -	\$ -	\$ -	\$ -	\$ -	\$ -	\$ -
Plantz, Chelsen	53-09-13-200-066.052-015	1568	1C	N	\$ -	\$ -	\$ -	\$ -	\$ -	\$ -	\$ -	\$ -	\$ -
Cielo, Osbaldo	53-09-13-200-066.053-015	1568	1C	N	\$ -	\$ -	\$ -	\$ -	\$ -	\$ -	\$ -	\$ -	\$ -
Fernandez-Mayge, Walter & Deyanira Pulido-Arene	53-09-13-200-066.054-015	1568	1C	N	\$ -	\$ -	\$ -	\$ -	\$ -	\$ -	\$ -	\$ -	\$ -
Aca-Jimenez, Belen	53-09-13-200-066.055-015	1568	1C	N	\$ -	\$ -	\$ -	\$ -	\$ -	\$ -	\$ -	\$ -	\$ -
Worman, Diana L	53-09-13-200-066.056-015	1568	1C	N	\$ -	\$ -	\$ -	\$ -	\$ -	\$ -	\$ -	\$ -	\$ -
Gonzalez, Maria	53-09-13-200-069.000-015	1568	1C	N	\$ -	\$ -	\$ -	\$ -	\$ -	\$ -	\$ -	\$ -	\$ -
Robison, Melissa R; Robison, Floyd F & Elizabeth	53-09-13-200-072.000-015	1568	1C	N	\$ -	\$ -	\$ -	\$ -	\$ -	\$ -	\$ -	\$ -	\$ -
Russell, Finley L & Melissa A	53-09-13-201-012.000-015	1568	1C	N	\$ -	\$ -	\$ -	\$ -	\$ -	\$ -	\$ -	\$ -	\$ -
Scott, Robert & Angela	53-09-13-201-010.000-015	1568	1C	N	\$ -	\$ -	\$ -	\$ -	\$ -	\$ 180.72	\$ -	\$ 180.72	\$ 180.72
Lang, Garrett	53-09-13-201-005.000-015	1568	1C	N	\$ -	\$ -	\$ -	\$ -	\$ -	\$ -	\$ -	\$ -	\$ -
Freygang, Thea	53-09-13-201-001.000-015	1568	1C	N	\$ -	\$ -	\$ -	\$ -	\$ -	\$ -	\$ -	\$ -	\$ -
Solano-Arias, Candelario Bernardo	53-09-13-201-002.000-015	1568	1C	N	\$ -	\$ -	\$ -	\$ -	\$ -	\$ -	\$ -	\$ -	\$ -
Gardiner, Kirk	53-09-13-201-003.000-015	1568	1C	N	\$ -	\$ -	\$ -	\$ -	\$ -	\$ -	\$ -	\$ -	\$ -
Compton, Kymberly Dale	53-09-13-201-009.000-015	1568	1C	N	\$ -	\$ -	\$ -	\$ -	\$ -	\$ -	\$ -	\$ -	\$ -
Schloesser, Jeremiah	53-09-13-201-008.000-015	1568	1C	N	\$ -	\$ -	\$ -	\$ -	\$ -	\$ -	\$ -	\$ -	\$ -
Scank, Janet M & Paul L	53-09-13-202-021.000-015	1568	1C	N	\$ -	\$ -	\$ -	\$ -	\$ -	\$ -	\$ -	\$ -	\$ -
Wiles, Angela R	53-09-13-202-014.000-015	1568	1C	N	\$ -	\$ -	\$ -	\$ -	\$ -	\$ -	\$ -	\$ -	\$ -
Meadowland Investments LLC	53-09-13-202-009.000-015	1568	1C	N	\$ -	\$ -	\$ -	\$ -	\$ -	\$ 195.74	\$ -	\$ 195.74	\$ 195.74
Kidwell, Deborah L; Kidwell, Robert L w/l/e	53-09-13-202-002.000-015	1568	1C	N	\$ -	\$ -	\$ -	\$ -	\$ -	\$ -	\$ 83.35	\$ 83.35	\$ 83.35
Kidwell, Linda R	53-09-13-202-004.000-015	1568	1C	N	\$ -	\$ -	\$ -	\$ -	\$ -	\$ -	\$ 71.28	\$ 71.28	\$ 71.28
Lavender, Eugene F Jr & Deana R	53-09-13-202-003.000-015	1568	1C	N	\$ -	\$ -	\$ -	\$ -	\$ -	\$ -	\$ -	\$ -	\$ -
Caylor, Walter S & Janet Kay	53-09-13-202-006.000-015	1568	1C	N	\$ -	\$ -	\$ -	\$ -	\$ -	\$ -	\$ -	\$ -	\$ -
Hahn, Joanna	53-09-13-200-070.000-015	1568	1C	N	\$ -	\$ -	\$ -	\$ -	\$ -	\$ -	\$ -	\$ -	\$ -
Mitchell, Thomas J & Beverly B	53-09-13-201-011.000-015	1568	1C	N	\$ -	\$ -	\$ -	\$ -	\$ -	\$ 200.75	\$ -	\$ 200.75	\$ 200.75
Wiggins, Debra D	53-09-13-201-007.000-015	1568	1C	N	\$ -	\$ -	\$ -	\$ -	\$ -	\$ -	\$ -	\$ -	\$ -
Fries, Shawn Lynn & Holly Ann	53-09-13-201-004.000-015	1568	1C	N	\$ -	\$ -	\$ -	\$ -	\$ -	\$ -	\$ -	\$ -	\$ -
Mears, Brian C	53-09-13-201-006.000-015	1568	1C	N	\$ -	\$ -	\$ -	\$ -	\$ -	\$ 194.49	\$ -	\$ 194.49	\$ 194.49
Phillips, Scott A & Friederike E	53-09-13-202-026.000-015	1568	1C	N	\$ -	\$ -	\$ -	\$ -	\$ -	\$ -	\$ -	\$ -	\$ -
Marshall, Gregory W & Mary Jane	53-09-13-202-023.000-015	1568	1C	N	\$ -	\$ -	\$ -	\$ -	\$ -	\$ -	\$ -	\$ -	\$ -
Magyar, Madison L	53-09-13-200-056.000-015	1568	1C	N	\$ -	\$ -	\$ -	\$ -	\$ -	\$ 228.28	\$ -	\$ 228.28	\$ 228.28

City of Bloomington

Area #1C: South-West Annexation Area - Circuit Breaker Impacts Analysis

Owner Name	Parcel #	Waiver	Annexation Area	AG	Pre-Annex 1% CB Credits	Pre-Annex 2% CB Credits	Pre-Annex 65 & Over CB Credits	Pre-Annex Total CB Credits	Post-Annex 1% CB Credits	Post-Annex 2% CB Credits	Post-Annex 65 & Over CB Credits	Post-Annex Total CB Credits	Total Post-Annex CB Credits Increase
Salzano, Olivia	53-09-13-200-041.000-015	1568	1C	N	\$ -	\$ -	\$ -	\$ -	\$ -	\$ -	\$ -	\$ -	\$ -
Judd, Sandra J	53-09-13-200-048.000-015	1568	1C	N	\$ -	\$ -	\$ -	\$ -	\$ -	\$ -	\$ -	\$ -	\$ -
Blythe, Shawn & Jennifer	53-09-13-200-042.000-015	1568	1C	N	\$ -	\$ -	\$ -	\$ -	\$ -	\$ -	\$ -	\$ -	\$ -
Crouch, Valerie J	53-09-13-200-057.000-015	1568	1C	N	\$ -	\$ -	\$ -	\$ -	\$ -	\$ -	\$ -	\$ -	\$ -
Stotler, Charles E	53-09-13-200-017.000-015	1568	1C	N	\$ -	\$ -	\$ -	\$ -	\$ -	\$ 401.75	\$ -	\$ 401.75	\$ 401.75
Parrish, Michael & Rachelle	53-09-13-200-024.000-015	1568	1C	N	\$ -	\$ -	\$ -	\$ -	\$ -	\$ -	\$ -	\$ -	\$ -
Query, Dustin M & Small, Neeta A	53-09-13-200-058.000-015	1568	1C	N	\$ -	\$ -	\$ -	\$ -	\$ -	\$ -	\$ -	\$ -	\$ -
Jones, Debra Lynn & Russell S	53-09-13-200-010.000-015	1568	1C	N	\$ -	\$ -	\$ -	\$ -	\$ -	\$ -	\$ -	\$ -	\$ -
Abdelmisseh, Moheb A	53-09-13-200-018.000-015	1568	1C	N	\$ -	\$ -	\$ -	\$ -	\$ -	\$ -	\$ -	\$ -	\$ -
Robinson, George F III & Kathy A	53-09-13-202-001.000-015	1568	1C	N	\$ -	\$ -	\$ -	\$ -	\$ -	\$ -	\$ -	\$ -	\$ -
Haupt, Eva K Rev Trust; Haupt, Robert R & w/l/e Eva & Robert	53-09-13-202-018.000-015	1568	1C	N	\$ -	\$ -	\$ 6.00	\$ 6.00	\$ -	\$ -	\$ 57.40	\$ 57.40	\$ 51.40
Ayala, Estevan Francisco	53-09-13-202-008.000-015	1568	1C	N	\$ -	\$ -	\$ -	\$ -	\$ -	\$ -	\$ -	\$ -	\$ -
Garrison, Debra J	53-09-13-200-013.000-015	1568	1C	N	\$ -	\$ -	\$ -	\$ -	\$ -	\$ -	\$ -	\$ -	\$ -
Vencel, Jody	53-09-13-200-014.000-015	1568	1C	N	\$ -	\$ -	\$ -	\$ -	\$ -	\$ -	\$ -	\$ -	\$ -
Garbett, Angela	53-09-13-200-043.000-015	1568	1C	N	\$ -	\$ -	\$ -	\$ -	\$ -	\$ -	\$ -	\$ -	\$ -
Tenorio- Orocio, Carlos E & Gloria G Aca-Jimenez	53-09-13-200-066.098-015	1568	1C	N	\$ -	\$ -	\$ -	\$ -	\$ -	\$ -	\$ -	\$ -	\$ -
Scott, Jennifer R	53-09-13-200-066.099-015	1568	1C	N	\$ -	\$ -	\$ -	\$ -	\$ -	\$ -	\$ -	\$ -	\$ -
Ocampo-Gonzalez, Mauricio	53-09-13-200-066.100-015	1568	1C	N	\$ -	\$ -	\$ -	\$ -	\$ -	\$ -	\$ -	\$ -	\$ -
Habitat for Humanity of Monroe County Inc	53-09-13-200-066.101-015	1568	1C	N	\$ -	\$ -	\$ -	\$ -	\$ -	\$ -	\$ -	\$ -	\$ -
Valente-Ortiz, Frederico & Bello-Peralta, Yanin	53-09-13-200-066.102-015	1568	1C	N	\$ -	\$ -	\$ -	\$ -	\$ -	\$ -	\$ -	\$ -	\$ -
Miller, Brian A	53-09-13-200-066.103-015	1568	1C	N	\$ -	\$ -	\$ -	\$ -	\$ -	\$ -	\$ -	\$ -	\$ -
Snyder, Jill	53-09-13-300-017.000-015		1C	N	\$ -	\$ -	\$ -	\$ -	\$ -	\$ 343.67	\$ -	\$ 343.67	\$ 343.67
Arnold, John H	53-09-13-300-015.000-015		1C	N	\$ -	\$ -	\$ -	\$ -	\$ 15.01	\$ -	\$ -	\$ 15.01	\$ 15.01

City of Bloomington

Area #2: South-East Annexation Area - Circuit Breaker Impacts Analysis

Owner Name	Parcel #	Waiver	Annexation Area	AG	Pre-Annex 1% CB Credits	Pre-Annex 2% CB Credits	Pre-Annex 65 & Over CB Credits	Pre-Annex Total CB Credits	Post-Annex 1% CB Credits	Post-Annex 2% CB Credits	Post-Annex 65 & Over CB Credits	Post-Annex Total CB Credits	Total Post-Annex CB Credits Increase
Bryan Rental Inc	53-08-01-100-062.000-008		2	N	\$ -	\$ -	\$ -	\$ -	\$ -	\$ 654.45	\$ -	\$ 654.45	\$ 654.45
Chestnut, Larry D & Glenda J Revocable Trust	53-08-21-300-004.000-008		2	N	\$ -	\$ -	\$ -	\$ -	\$ -	\$ 251.24	\$ -	\$ 251.24	\$ 251.24
Cassidy, Larry G. & Connie J.	53-08-21-200-136.000-008		2	N	\$ -	\$ -	\$ -	\$ -	\$ -	\$ -	\$ -	\$ -	\$ -
Berry, Thomas A & Sue J	53-08-01-100-093.000-008		2	N	\$ -	\$ -	\$ -	\$ -	\$ 747.61	\$ -	\$ -	\$ 747.61	\$ 747.61
Beyers, Gerald E.	53-08-21-301-007.000-008		2	N	\$ -	\$ -	\$ -	\$ -	\$ -	\$ -	\$ -	\$ -	\$ -
Mackey, Herman E Jr & Rose M	53-08-20-400-027.000-008		2	N	\$ -	\$ -	\$ -	\$ -	\$ -	\$ -	\$ -	\$ -	\$ -
Beyers, Gerald E.	53-08-21-301-027.000-008		2	N	\$ -	\$ -	\$ -	\$ -	\$ -	\$ 123.93	\$ -	\$ 123.93	\$ 123.93
Beyers, Gerald	53-08-21-301-005.000-008		2	N	\$ -	\$ -	\$ -	\$ -	\$ -	\$ -	\$ -	\$ -	\$ -
Beyers, Gerald	53-08-21-301-022.000-008		2	N	\$ -	\$ -	\$ -	\$ -	\$ -	\$ -	\$ -	\$ -	\$ -
IN Land Biz LLC	53-08-14-300-019.000-008		2	N	\$ -	\$ -	\$ 361.00	\$ 361.00	\$ -	\$ 20.44	\$ -	\$ 20.44	\$ (340.56)
IN Land Biz LLC	53-08-14-300-022.000-008		2	Y	\$ -	\$ -	\$ -	\$ -	\$ -	\$ -	\$ -	\$ -	\$ -
Bower, Kip Lee	53-08-21-300-084.000-008		2	N	\$ -	\$ -	\$ -	\$ -	\$ -	\$ -	\$ -	\$ -	\$ -
Deckard Family Limited Partnership #208	53-08-21-300-013.000-008		2	N	\$ -	\$ -	\$ -	\$ -	\$ -	\$ 233.96	\$ -	\$ 233.96	\$ 233.96
Brucekrentals LLC	53-08-21-300-038.000-008		2	N	\$ -	\$ -	\$ -	\$ -	\$ -	\$ 213.30	\$ -	\$ 213.30	\$ 213.30
Baird, Joseph N & Sally H	53-08-21-200-060.000-008		2	N	\$ -	\$ -	\$ -	\$ -	\$ -	\$ -	\$ -	\$ -	\$ -
Clear Creek Cemetary Association	53-08-28-200-027.000-008		2	N	\$ -	\$ -	\$ -	\$ -	\$ -	\$ 239.23	\$ -	\$ 239.23	\$ 239.23
Beyers, Gerald	53-08-21-301-068.000-008		2	N	\$ -	\$ -	\$ -	\$ -	\$ -	\$ -	\$ -	\$ -	\$ -
Cook, Jeffrey A & Theresa	53-08-14-102-007.000-008		2	N	\$ -	\$ -	\$ -	\$ -	\$ 69.02	\$ -	\$ -	\$ 69.02	\$ 69.02
Beyers, Gerald	53-08-21-301-067.000-008		2	N	\$ -	\$ -	\$ -	\$ -	\$ -	\$ -	\$ -	\$ -	\$ -
Beyers, Gerald E.	53-08-21-301-013.000-008		2	N	\$ -	\$ -	\$ -	\$ -	\$ -	\$ -	\$ -	\$ -	\$ -
Beyers, Gerald E.	53-08-21-301-026.000-008		2	N	\$ -	\$ -	\$ -	\$ -	\$ -	\$ 130.26	\$ -	\$ 130.26	\$ 130.26
Hertz, Kathleen M	53-08-21-200-131.000-008		2	N	\$ -	\$ -	\$ -	\$ -	\$ -	\$ -	\$ -	\$ -	\$ -
Barrow, Brenton & Korryn	53-08-22-200-016.000-008		2	N	\$ -	\$ -	\$ -	\$ -	\$ -	\$ -	\$ -	\$ -	\$ -
Barrow, Brenton & Korryn	53-08-22-200-005.000-008		2	N	\$ -	\$ -	\$ -	\$ -	\$ -	\$ -	\$ -	\$ -	\$ -
Deckard, Robert R & Pullon, Bonita Rose(deckard)	53-08-14-300-006.000-008		2	N	\$ -	\$ -	\$ -	\$ -	\$ -	\$ 253.77	\$ -	\$ 253.77	\$ 253.77
Deckard, Robert R. & Mable R.	53-08-14-300-008.000-008		2	N	\$ -	\$ -	\$ -	\$ -	\$ -	\$ 213.51	\$ -	\$ 213.51	\$ 213.51
Clear Creek Christian Church INC	53-08-20-400-057.000-008	2077	2	N	\$ -	\$ -	\$ -	\$ -	\$ -	\$ 184.85	\$ -	\$ 184.85	\$ 184.85
Out of Bounds LLC	53-08-01-100-063.000-008	2272	2	N	\$ -	\$ -	\$ -	\$ -	\$ -	\$ -	\$ -	\$ -	\$ -
Crown Castle South LLC	53-01-40-550-510.000-008	2272	2	N	\$ -	\$ -	\$ -	\$ -	\$ -	\$ -	\$ -	\$ -	\$ -
HS Fund Gentry Park LLC	53-08-01-100-059.000-008	2272	2	N	\$ -	\$ -	\$ -	\$ -	\$ -	\$ 46,485.37	\$ -	\$ 46,485.37	\$ 46,485.37
Chasteen, Paul R. & Tanya S.	53-08-21-200-036.000-008		2	N	\$ -	\$ -	\$ -	\$ -	\$ -	\$ -	\$ -	\$ -	\$ -
Held, David A	53-08-20-400-007.000-008	1216	2	N	\$ -	\$ -	\$ -	\$ -	\$ -	\$ -	\$ -	\$ -	\$ -
Auer, Edward & Moon Jung Hwa	53-08-01-100-032.000-008		2	N	\$ -	\$ -	\$ -	\$ -	\$ 710.34	\$ -	\$ -	\$ 710.34	\$ 710.34
McManus, Kathryn Ellen	53-08-01-100-029.000-008		2	N	\$ -	\$ -	\$ -	\$ -	\$ 573.73	\$ -	\$ -	\$ 573.73	\$ 573.73
Stevens, Betty Jean	53-08-20-400-089.000-008		2	N	\$ -	\$ -	\$ -	\$ -	\$ -	\$ -	\$ -	\$ -	\$ -
Like, James S & Teresa A	53-08-21-301-087.000-008		2	N	\$ -	\$ -	\$ -	\$ -	\$ -	\$ -	\$ -	\$ -	\$ -
Eurton Properties LLC	53-08-21-301-058.000-008		2	N	\$ -	\$ -	\$ -	\$ -	\$ -	\$ -	\$ -	\$ -	\$ -
King, Stacie M & Hennessey, April L	53-08-01-100-088.000-008		2	N	\$ -	\$ -	\$ -	\$ -	\$ 831.66	\$ -	\$ -	\$ 831.66	\$ 831.66
Duncan, Samantha L & Denvil R	53-08-01-100-024.000-008		2	N	\$ -	\$ -	\$ -	\$ -	\$ 792.33	\$ -	\$ -	\$ 792.33	\$ 792.33
King, Stacie M & Hennessey, April L	53-08-01-100-016.000-008		2	N	\$ -	\$ -	\$ -	\$ -	\$ -	\$ -	\$ -	\$ -	\$ -
Blind Squirrels LLC	53-08-20-400-046.000-008		2	N	\$ -	\$ -	\$ -	\$ -	\$ -	\$ -	\$ -	\$ -	\$ -
Faris, William Donald & Jean E	53-08-14-103-016.000-008		2	N	\$ -	\$ -	\$ -	\$ -	\$ -	\$ -	\$ -	\$ -	\$ -
Farmer, Paul L & Myra L	53-08-21-100-111.000-008		2	N	\$ -	\$ -	\$ -	\$ -	\$ 445.78	\$ 126.46	\$ -	\$ 572.25	\$ 572.25
Farmer, Chalres A & Martha E Trust	53-08-21-100-097.000-008		2	N	\$ -	\$ -	\$ -	\$ -	\$ 186.94	\$ -	\$ -	\$ 186.94	\$ 186.94
Farmer, Paul L & Myra L	53-08-21-100-112.000-008		2	N	\$ -	\$ -	\$ -	\$ -	\$ -	\$ -	\$ -	\$ -	\$ -

City of Bloomington

Area #2: South-East Annexation Area - Circuit Breaker Impacts Analysis

Owner Name	Parcel #	Waiver	Annexation Area	AG	Pre-Annex 1% CB Credits	Pre-Annex 2% CB Credits	Pre-Annex 65 & Over CB Credits	Pre-Annex Total CB Credits	Post-Annex 1% CB Credits	Post-Annex 2% CB Credits	Post-Annex 65 & Over CB Credits	Post-Annex Total CB Credits	Total Post-Annex CB Credits Increase
Farmer, Stephen P & Patricia A	53-08-21-100-104.000-008		2	N	\$ -	\$ -	\$ -	\$ -	\$ 406.45	\$ -	\$ -	\$ 406.45	\$ 406.45
Lund, Eric & Kristen	53-08-21-100-147.000-008	2159	2	N	\$ -	\$ -	\$ -	\$ -	\$ 983.61	\$ -	\$ -	\$ 983.61	\$ 983.61
Chestnut, Larry D & Glenda J Trust W/I/e	53-08-21-300-079.000-008		2	N	\$ -	\$ -	\$ -	\$ -	\$ -	\$ -	\$ -	\$ -	\$ -
Chestnut, Robert Lee & Janice E	53-08-21-300-045.000-008		2	N	\$ -	\$ -	\$ -	\$ -	\$ -	\$ -	\$ -	\$ -	\$ -
Key, Kimberly K	53-08-21-300-035.000-008		2	N	\$ -	\$ -	\$ -	\$ -	\$ -	\$ -	\$ -	\$ -	\$ -
Lysner, Natalie J; Scherer, Jayme Lysner	53-08-21-300-073.000-008		2	N	\$ -	\$ -	\$ -	\$ -	\$ -	\$ -	\$ -	\$ -	\$ -
Chestnut, Larry D & Glenda J Revocable Trust	53-08-21-300-052.000-008		2	N	\$ -	\$ -	\$ -	\$ -	\$ -	\$ 303.51	\$ -	\$ 303.51	\$ 303.51
Schermer Investments, LLC	53-08-21-300-048.000-008		2	N	\$ -	\$ -	\$ -	\$ -	\$ -	\$ -	\$ -	\$ -	\$ -
Marston, Justin	53-08-21-200-066.000-008		2	N	\$ -	\$ -	\$ -	\$ -	\$ -	\$ -	\$ -	\$ -	\$ -
Blind Squirrels LLC	53-08-20-400-082.000-008		2	N	\$ -	\$ -	\$ -	\$ -	\$ -	\$ 182.32	\$ -	\$ 182.32	\$ 182.32
Wilson, William & Bradley	53-08-21-200-062.000-008		2	N	\$ -	\$ -	\$ -	\$ -	\$ -	\$ -	\$ -	\$ -	\$ -
Farmer, Laura	53-08-21-300-043.000-008		2	N	\$ -	\$ -	\$ -	\$ -	\$ -	\$ -	\$ -	\$ -	\$ -
Dick, Roscoe E. & Sherry D.	53-08-14-105-004.000-008		2	N	\$ -	\$ -	\$ -	\$ -	\$ 88.89	\$ -	\$ -	\$ 88.89	\$ 88.89
Roszkowski, Karen L & Glab, Michael G	53-08-01-100-027.000-008		2	N	\$ -	\$ -	\$ -	\$ -	\$ 187.85	\$ -	\$ -	\$ 187.85	\$ 187.85
Schermer Investments, LLC	53-08-21-300-049.000-008		2	N	\$ -	\$ -	\$ -	\$ -	\$ -	\$ 314.68	\$ -	\$ 314.68	\$ 314.68
Owens, Roger E. & Jennifer J.	53-08-01-400-002.000-008		2	N	\$ -	\$ -	\$ -	\$ -	\$ 337.31	\$ -	\$ -	\$ 337.31	\$ 337.31
Stillerman, Susan D	53-08-01-400-001.000-008		2	N	\$ -	\$ -	\$ -	\$ -	\$ -	\$ -	\$ 619.42	\$ 619.42	\$ 619.42
Richardson, Amanda & Scott	53-08-01-100-098.044-008	2286	2	N	\$ -	\$ -	\$ -	\$ -	\$ -	\$ 476.56	\$ -	\$ 476.56	\$ 476.56
Chitwood, Gregory Q Rev Living Trust; Chitwood, Mary Ann Rev Living Trust; Richa	53-08-01-100-098.045-008	2286	2	N	\$ -	\$ -	\$ -	\$ -	\$ 1,648.54	\$ -	\$ -	\$ 1,648.54	\$ 1,648.54
Chitwood, Gregory Q & Mary Ann	53-08-01-100-080.000-008	2286	2	N	\$ -	\$ -	\$ -	\$ -	\$ -	\$ -	\$ -	\$ -	\$ -
Lee, Victoria V Revocable Trust	53-08-01-100-080.001-008		2	N	\$ -	\$ -	\$ -	\$ -	\$ 1,188.96	\$ -	\$ -	\$ 1,188.96	\$ 1,188.96
Dyer, Randall W & Debra S	53-08-14-300-010.000-008		2	N	\$ -	\$ -	\$ -	\$ -	\$ -	\$ -	\$ -	\$ -	\$ -
J Alexander Properties LLC	53-08-20-400-047.000-008		2	N	\$ -	\$ -	\$ -	\$ -	\$ -	\$ 140.80	\$ -	\$ 140.80	\$ 140.80
Allen, Raymond L. & Carole L.	53-08-01-100-065.000-008		2	N	\$ -	\$ -	\$ -	\$ -	\$ 191.58	\$ -	\$ -	\$ 191.58	\$ 191.58
Obeng, Samuel G & Cecilia S	53-01-41-068-502.000-008		2	N	\$ -	\$ -	\$ -	\$ -	\$ 706.62	\$ -	\$ -	\$ 706.62	\$ 706.62
Schneider, Mark T & Shayne LM	53-01-41-068-503.000-008	2199	2	N	\$ -	\$ -	\$ -	\$ -	\$ 750.93	\$ -	\$ -	\$ 750.93	\$ 750.93
Hays, Jerry L & Jeanne I	53-01-41-068-504.000-008	2328	2	N	\$ -	\$ -	\$ -	\$ -	\$ 401.49	\$ -	\$ -	\$ 401.49	\$ 401.49
Lamoureux, Michael R & Cheryl A	53-01-41-068-505.000-008	2385	2	N	\$ -	\$ -	\$ -	\$ -	\$ 668.94	\$ -	\$ -	\$ 668.94	\$ 668.94
Bailey, Brian D & Deidre J	53-01-41-068-506.000-008	2180	2	N	\$ -	\$ -	\$ -	\$ -	\$ 562.95	\$ -	\$ -	\$ 562.95	\$ 562.95
Blackwell, Cory S & Macy	53-01-41-068-508.000-008	2162	2	N	\$ -	\$ -	\$ -	\$ -	\$ 497.96	\$ -	\$ -	\$ 497.96	\$ 497.96
Howe, Thomas Carr II Revocable Trust	53-08-14-300-017.000-008		2	N	\$ -	\$ -	\$ -	\$ -	\$ -	\$ -	\$ -	\$ -	\$ -
Williams, Trenton & Natalie	53-01-41-068-509.000-008	2190	2	N	\$ -	\$ -	\$ -	\$ -	\$ 980.31	\$ -	\$ -	\$ 980.31	\$ 980.31
Weaver, Andrew J & Martins, Nicole	53-01-41-068-510.000-008	2163	2	N	\$ -	\$ -	\$ -	\$ -	\$ 1,113.20	\$ -	\$ -	\$ 1,113.20	\$ 1,113.20
Cheshire, Brian K & Lulu M	53-01-41-068-511.000-008	2163	2	N	\$ -	\$ -	\$ -	\$ -	\$ 1,044.47	\$ -	\$ -	\$ 1,044.47	\$ 1,044.47
Patel, Niruben J & Patel, Mihir J	53-01-41-068-512.000-008	2163	2	N	\$ -	\$ -	\$ -	\$ -	\$ 1,045.30	\$ -	\$ -	\$ 1,045.30	\$ 1,045.30
Burris, Kenneth Mark & Jill C	53-01-41-068-513.000-008	2173	2	N	\$ -	\$ -	\$ -	\$ -	\$ 516.17	\$ -	\$ -	\$ 516.17	\$ 516.17
Sanders, Stephen S.	53-01-41-068-514.000-008	2173	2	N	\$ -	\$ -	\$ -	\$ -	\$ 325.30	\$ -	\$ -	\$ 325.30	\$ 325.30
Behne, Joseph D & Carey M	53-01-41-068-515.000-008	2173	2	N	\$ -	\$ -	\$ -	\$ -	\$ 525.28	\$ -	\$ -	\$ 525.28	\$ 525.28
Cho, Kum K & Alice L	53-01-41-068-516.000-008	2340	2	N	\$ -	\$ -	\$ -	\$ -	\$ 389.88	\$ -	\$ -	\$ 389.88	\$ 389.88
Dooley-Dorocke, Erica Lynn; Bower, Alan D	53-01-41-068-517.000-008	2164	2	N	\$ -	\$ -	\$ -	\$ -	\$ 535.21	\$ -	\$ -	\$ 535.21	\$ 535.21
Mathias, James B & Judy K	53-01-41-068-518.000-008	2164	2	N	\$ -	\$ -	\$ -	\$ -	\$ 582.42	\$ -	\$ -	\$ 582.42	\$ 582.42

City of Bloomington

Area #2: South-East Annexation Area - Circuit Breaker Impacts Analysis

Owner Name	Parcel #	Waiver	Annexation Area	AG	Pre-Annex 1% CB Credits	Pre-Annex 2% CB Credits	Pre-Annex 65 & Over CB Credits	Pre-Annex Total CB Credits	Post-Annex 1% CB Credits	Post-Annex 2% CB Credits	Post-Annex 65 & Over CB Credits	Post-Annex Total CB Credits	Total Post-Annex CB Credits Increase
Chickedantz, Carleton A & Angela Marie	53-01-41-068-519.000-008	2170	2	N	\$ -	\$ -	\$ -	\$ -	\$ 431.71	\$ -	\$ -	\$ 431.71	\$ 431.71
Robling, Beverly E	53-01-41-068-520.000-008		2	N	\$ -	\$ -	\$ -	\$ -	\$ -	\$ -	\$ -	\$ -	\$ -
Teague, Michael E & Zoe E	53-01-41-068-521.000-008	2177	2	N	\$ -	\$ -	\$ -	\$ -	\$ 1,064.76	\$ -	\$ -	\$ 1,064.76	\$ 1,064.76
Robertson, Randall L & Elizabeth W	53-01-41-068-522.000-008	2170	2	N	\$ -	\$ -	\$ -	\$ -	\$ 975.33	\$ -	\$ -	\$ 975.33	\$ 975.33
Burnett, Edwin S & Tiffany W	53-08-21-100-137.000-008	2178	2	N	\$ -	\$ -	\$ -	\$ -	\$ 1,024.60	\$ -	\$ -	\$ 1,024.60	\$ 1,024.60
Omari, Sosan; Popalvar, Mustafa Javed	53-08-01-100-080.002-008		2	N	\$ -	\$ -	\$ -	\$ -	\$ 543.92	\$ -	\$ -	\$ 543.92	\$ 543.92
Titus, Kenneth David	53-08-01-100-080.003-008		2	N	\$ -	\$ -	\$ -	\$ -	\$ -	\$ -	\$ -	\$ -	\$ -
Toner-Logue, Catherine M	53-08-01-100-080.004-008		2	N	\$ -	\$ -	\$ -	\$ -	\$ -	\$ -	\$ -	\$ -	\$ -
Toner-Logue, Catherine M	53-08-01-100-080.005-008		2	N	\$ -	\$ -	\$ -	\$ -	\$ -	\$ -	\$ -	\$ -	\$ -
Mervosh, Michael & Brandy Russell	53-08-01-100-080.006-008		2	N	\$ -	\$ -	\$ -	\$ -	\$ 1,231.62	\$ -	\$ -	\$ 1,231.62	\$ 1,231.62
Bradley, Ronnie L & Tina R	53-08-01-100-080.007-008		2	N	\$ -	\$ -	\$ -	\$ -	\$ 1,078.84	\$ -	\$ -	\$ 1,078.84	\$ 1,078.84
Mills, Sheree Revocable Living Trust	53-08-01-100-080.008-008		2	N	\$ -	\$ -	\$ -	\$ -	\$ 1,077.59	\$ -	\$ -	\$ 1,077.59	\$ 1,077.59
Jones, Charles E & Rebecca L	53-08-01-100-080.009-008		2	N	\$ -	\$ -	\$ -	\$ -	\$ 1,302.40	\$ -	\$ -	\$ 1,302.40	\$ 1,302.40
Davoren, Dennis J & Sandra B	53-08-01-100-080.010-008		2	N	\$ -	\$ -	\$ -	\$ -	\$ 1,036.61	\$ -	\$ -	\$ 1,036.61	\$ 1,036.61
Goble, Jeffrey W & Regina L	53-08-01-100-080.011-008		2	N	\$ -	\$ -	\$ -	\$ -	\$ 962.91	\$ -	\$ -	\$ 962.91	\$ 962.91
Stearley, John S & Kristina L	53-08-01-100-080.012-008		2	N	\$ -	\$ -	\$ -	\$ -	\$ 1,406.34	\$ -	\$ -	\$ 1,406.34	\$ 1,406.34
Sarchet, Elizabeth Ann; O'Mullane, Douglas Todd	53-08-01-100-080.013-008		2	N	\$ -	\$ -	\$ -	\$ -	\$ 1,161.23	\$ -	\$ -	\$ 1,161.23	\$ 1,161.23
Clear Creek Christian Church Inc	53-08-20-400-013.000-008	2484	2	N	\$ -	\$ -	\$ -	\$ -	\$ -	\$ -	\$ -	\$ -	\$ -
Livesay, Ronald D. & Carolyn K.	53-08-21-200-065.000-008	1886	2	N	\$ -	\$ -	\$ -	\$ -	\$ -	\$ -	\$ -	\$ -	\$ -
Knapp, Ryan David & Rachel Erin Metherd	53-08-11-101-051.000-008	2329	2	N	\$ -	\$ -	\$ -	\$ -	\$ -	\$ -	\$ -	\$ -	\$ -
Page, Thomas C & Shirley J	53-08-01-100-080.014-008		2	N	\$ -	\$ -	\$ -	\$ -	\$ 1,210.09	\$ -	\$ -	\$ 1,210.09	\$ 1,210.09
West, Kristina Morris	53-08-01-100-080.015-008		2	N	\$ -	\$ -	\$ -	\$ -	\$ 1,644.41	\$ -	\$ -	\$ 1,644.41	\$ 1,644.41
Olton, Dirck D & Carol R	53-08-01-100-080.016-008	2286	2	N	\$ -	\$ -	\$ -	\$ -	\$ 1,245.29	\$ -	\$ -	\$ 1,245.29	\$ 1,245.29
Hyytinen, Antti Tapani & Lourdes, Laura Sharmini	53-08-01-100-080.017-008	2286	2	N	\$ -	\$ -	\$ -	\$ -	\$ 1,776.06	\$ -	\$ -	\$ 1,776.06	\$ 1,776.06
Sims, Robert W & Carolyn J	53-08-01-100-080.018-008	2286	2	N	\$ -	\$ -	\$ -	\$ -	\$ -	\$ 1,056.82	\$ -	\$ 1,056.82	\$ 1,056.82
Sims, Robert W & Carolyn J	53-08-01-100-080.019-008	2286	2	N	\$ -	\$ -	\$ -	\$ -	\$ -	\$ -	\$ -	\$ -	\$ -
Bode, Tina R Revocable Living Trust	53-08-01-100-080.020-008	2286	2	N	\$ -	\$ -	\$ -	\$ -	\$ -	\$ -	\$ -	\$ -	\$ -
Beauregard, Scott & Elizabeth	53-08-21-100-114.000-008		2	N	\$ -	\$ -	\$ -	\$ -	\$ -	\$ -	\$ -	\$ -	\$ -
Stratton, Nicholas T 2005 Trust	53-08-21-401-025.000-008	1547	2	N	\$ -	\$ -	\$ -	\$ -	\$ 148.09	\$ -	\$ -	\$ 148.09	\$ 148.09
Wever, William D & Sandra K	53-08-21-401-019.000-008	1547	2	N	\$ -	\$ -	\$ -	\$ -	\$ 94.68	\$ -	\$ -	\$ 94.68	\$ 94.68
Wilbur, Troy R & Linda E	53-08-21-401-014.000-008	1547	2	N	\$ -	\$ -	\$ -	\$ -	\$ -	\$ -	\$ -	\$ -	\$ -
Holmes, Ashley	53-08-21-401-020.000-008	1547	2	N	\$ -	\$ -	\$ -	\$ -	\$ -	\$ -	\$ -	\$ -	\$ -
May, Beth A	53-08-21-401-012.000-008	1547	2	N	\$ -	\$ -	\$ -	\$ -	\$ -	\$ -	\$ -	\$ -	\$ -
Dorothy Apartment Rentals Inc	53-08-21-401-017.000-008	1547	2	N	\$ -	\$ -	\$ -	\$ -	\$ -	\$ 309.20	\$ -	\$ 309.20	\$ 309.20
Martz, Wade M & Janice A	53-01-41-068-524.000-008	2191	2	N	\$ -	\$ -	\$ -	\$ -	\$ 854.43	\$ -	\$ -	\$ 854.43	\$ 854.43
Chester, Adam L & Julie M	53-01-41-068-525.000-008	2171	2	N	\$ -	\$ -	\$ -	\$ -	\$ 735.19	\$ -	\$ -	\$ 735.19	\$ 735.19
Fultz, Rodney A	53-01-41-068-526.000-008	2126	2	N	\$ -	\$ -	\$ -	\$ -	\$ 555.50	\$ -	\$ -	\$ 555.50	\$ 555.50
Fredrick, Kevin R & Gerri L	53-01-41-068-527.000-008	2161	2	N	\$ -	\$ -	\$ -	\$ -	\$ 1,176.55	\$ -	\$ -	\$ 1,176.55	\$ 1,176.55
Joe Kemp Construction, LLC	53-01-41-068-528.000-008	2161	2	N	\$ -	\$ -	\$ -	\$ -	\$ -	\$ -	\$ -	\$ -	\$ -
Washel, James W III & Melissa M	53-01-41-068-529.000-008	2161	2	N	\$ -	\$ -	\$ -	\$ -	\$ 1,133.91	\$ -	\$ -	\$ 1,133.91	\$ 1,133.91
Fields, Derek Brent & Malynda Ann	53-01-41-068-530.000-008	2160	2	N	\$ -	\$ -	\$ -	\$ -	\$ 732.30	\$ -	\$ -	\$ 732.30	\$ 732.30

City of Bloomington

Area #2: South-East Annexation Area - Circuit Breaker Impacts Analysis

Owner Name	Parcel #	Waiver	Annexation Area	AG	Pre-Annex 1% CB Credits	Pre-Annex 2% CB Credits	Pre-Annex 65 & Over CB Credits	Pre-Annex Total CB Credits	Post-Annex 1% CB Credits	Post-Annex 2% CB Credits	Post-Annex 65 & Over CB Credits	Post-Annex Total CB Credits	Total Post-Annex CB Credits Increase
Flynn, Arnold K & Chonghua W	53-01-41-068-531.000-008	2160	2	N	\$ -	\$ -	\$ -	\$ -	\$ 1,040.74	\$ -	\$ -	\$ 1,040.74	\$ 1,040.74
Odell, Jonathan & Rachel; Odell, Wilma R	53-01-41-068-532.000-008	2160	2	N	\$ -	\$ -	\$ -	\$ -	\$ 1,044.06	\$ -	\$ -	\$ 1,044.06	\$ 1,044.06
Egler, Thomas B & Kim	53-01-41-068-533.000-008	2336	2	N	\$ -	\$ -	\$ -	\$ -	\$ 574.54	\$ -	\$ -	\$ 574.54	\$ 574.54
Kiang, Paula P	53-08-14-105-007.000-008		2	N	\$ -	\$ -	\$ -	\$ -	\$ 346.42	\$ -	\$ -	\$ 346.42	\$ 346.42
Nichols, Keely Dia & Joshua David	53-08-20-400-030.000-008		2	N	\$ -	\$ -	\$ -	\$ -	\$ -	\$ -	\$ -	\$ -	\$ -
Nichols, Keely Dia & Joshua David	53-08-20-400-036.000-008		2	N	\$ -	\$ -	\$ -	\$ -	\$ -	\$ -	\$ -	\$ -	\$ -
Bode, Tina R Revocable Living Trust	53-08-01-100-080.021-008	2286	2	N	\$ -	\$ -	\$ -	\$ -	\$ -	\$ 1,516.30	\$ -	\$ 1,516.30	\$ 1,516.30
Chitwood, Gregory Q & Mary Ann	53-08-01-100-080.022-008	2286	2	N	\$ -	\$ -	\$ -	\$ -	\$ -	\$ -	\$ -	\$ -	\$ -
Whitaker, Robert E & Brenda	53-08-01-100-080.023-008	2286	2	N	\$ -	\$ -	\$ -	\$ -	\$ -	\$ -	\$ -	\$ -	\$ -
Schroeder, David & Kim	53-08-01-100-080.024-008	2286	2	N	\$ -	\$ -	\$ -	\$ -	\$ 1,719.76	\$ -	\$ -	\$ 1,719.76	\$ 1,719.76
Courtney, Steven and Sandra Joint Revocable Living Trust	53-08-01-100-080.025-008	2286	2	N	\$ -	\$ -	\$ -	\$ -	\$ 1,772.33	\$ -	\$ -	\$ 1,772.33	\$ 1,772.33
McNelly, Karri Beth	53-08-01-100-080.026-008	2286	2	N	\$ -	\$ -	\$ -	\$ -	\$ 1,325.60	\$ -	\$ -	\$ 1,325.60	\$ 1,325.60
Deckard, Deanilee	53-08-01-100-080.027-008	2334	2	N	\$ -	\$ -	\$ -	\$ -	\$ 1,271.78	\$ -	\$ -	\$ 1,271.78	\$ 1,271.78
Chitwood, Gregory Q & Mary Ann	53-08-01-100-080.028-008	2286	2	N	\$ -	\$ -	\$ -	\$ -	\$ -	\$ -	\$ -	\$ -	\$ -
Musumeci, Robert S & Megan W	53-08-01-100-080.029-008	2286	2	N	\$ -	\$ -	\$ -	\$ -	\$ 1,318.15	\$ -	\$ -	\$ 1,318.15	\$ 1,318.15
Mast, Marvin A & Mary Ann	53-08-01-100-080.030-008	2286	2	N	\$ -	\$ -	\$ -	\$ -	\$ 1,200.97	\$ -	\$ -	\$ 1,200.97	\$ 1,200.97
Schwandt, Thomas A & Sheryl Knighton-Schwandt	53-08-01-100-080.031-008	2286	2	N	\$ -	\$ -	\$ -	\$ -	\$ 1,178.61	\$ -	\$ -	\$ 1,178.61	\$ 1,178.61
Nixon, Brent M & Jillian	53-08-01-100-080.033-008	2286	2	N	\$ -	\$ -	\$ -	\$ -	\$ 1,293.71	\$ -	\$ -	\$ 1,293.71	\$ 1,293.71
Gize, Patricia A	53-08-01-100-080.034-008	2286	2	N	\$ -	\$ -	\$ -	\$ -	\$ -	\$ 917.50	\$ -	\$ 917.50	\$ 917.50
Brashear, Helen D; Butler, Lakesha S	53-08-01-100-080.035-008	2286	2	N	\$ -	\$ -	\$ -	\$ -	\$ 1,171.16	\$ -	\$ -	\$ 1,171.16	\$ 1,171.16
Dehon, Louis Greg & Danielle R	53-08-01-100-080.036-008	2286	2	N	\$ -	\$ -	\$ -	\$ -	\$ -	\$ -	\$ -	\$ -	\$ -
Edelman, Paul & Karen	53-08-01-100-080.037-008	2286	2	N	\$ -	\$ -	\$ -	\$ -	\$ -	\$ -	\$ -	\$ -	\$ -
Allen, Donald L & Charlene K	53-08-01-100-080.038-008	2477	2	N	\$ -	\$ -	\$ -	\$ -	\$ 674.33	\$ -	\$ -	\$ 674.33	\$ 674.33
Pate, Edward L	53-08-21-200-019.000-008		2	N	\$ -	\$ -	\$ -	\$ -	\$ -	\$ -	\$ -	\$ -	\$ -
Branam, Larry J Sr & Sylvia	53-08-21-200-028.000-008		2	N	\$ -	\$ -	\$ -	\$ -	\$ -	\$ -	\$ -	\$ -	\$ -
Haldeman, Andrew Laurence & Jessica Lynn	53-08-21-300-044.000-008		2	N	\$ -	\$ -	\$ -	\$ -	\$ -	\$ -	\$ -	\$ -	\$ -
Chitwood, Gregory Q & Mary Ann	53-08-01-100-080.039-008	2286	2	N	\$ -	\$ -	\$ -	\$ -	\$ -	\$ -	\$ -	\$ -	\$ -
TK Constructors Inc	53-08-01-100-080.040-008	2286	2	N	\$ -	\$ -	\$ -	\$ -	\$ -	\$ -	\$ -	\$ -	\$ -
Patel, Ganpat R	53-08-01-100-080.041-008	2286	2	N	\$ -	\$ -	\$ -	\$ -	\$ -	\$ -	\$ -	\$ -	\$ -
Chitwood, Gregory Q & Mary Ann	53-08-01-100-080.042-008	2286	2	N	\$ -	\$ -	\$ -	\$ -	\$ -	\$ -	\$ -	\$ -	\$ -
Chitwood, Gregory Q & Mary Ann	53-08-01-100-080.043-008	2286	2	N	\$ -	\$ -	\$ -	\$ -	\$ -	\$ -	\$ -	\$ -	\$ -
Veatch, Trevor Wyatt & Lindsay Noelle	53-08-21-401-013.000-008	1547	2	N	\$ -	\$ -	\$ -	\$ -	\$ -	\$ -	\$ -	\$ -	\$ -
Gaston, Forrest S & Brenda J	53-08-21-401-018.000-008	1547	2	N	\$ -	\$ -	\$ -	\$ -	\$ -	\$ 320.59	\$ -	\$ 320.59	\$ 320.59
Schomacker, Scott & Rhedcy	53-08-21-401-035.000-008	1547	2	N	\$ -	\$ -	\$ -	\$ -	\$ 40.49	\$ -	\$ -	\$ 40.49	\$ 40.49
Chiriboga, Nelly G	53-08-21-401-015.000-008	1547	2	N	\$ -	\$ -	\$ -	\$ -	\$ -	\$ 238.21	\$ -	\$ 238.21	\$ 238.21
Miller, Cody W & Dewitt, Alexandra	53-08-21-401-036.000-008	1547	2	N	\$ -	\$ -	\$ -	\$ -	\$ -	\$ -	\$ -	\$ -	\$ -
Burton, Judy A	53-08-21-401-029.000-008	1547	2	N	\$ -	\$ -	\$ -	\$ -	\$ -	\$ -	\$ -	\$ -	\$ -
Powell, Matthew P	53-08-21-401-030.000-008	1547	2	N	\$ -	\$ -	\$ -	\$ -	\$ -	\$ -	\$ -	\$ -	\$ -
An, Daniel Jin	53-08-21-401-031.000-008	1547	2	N	\$ -	\$ -	\$ -	\$ -	\$ 48.77	\$ -	\$ -	\$ 48.77	\$ 48.77
Koch, Janice L	53-08-21-401-023.000-008	1547	2	N	\$ -	\$ -	\$ -	\$ -	\$ -	\$ -	\$ -	\$ -	\$ -
Roberson, Claire M Revocable Trust	53-08-21-401-024.000-008	1547	2	N	\$ -	\$ -	\$ -	\$ -	\$ -	\$ -	\$ -	\$ -	\$ -
Smith, Robert L & Janice D	53-08-21-401-016.000-008	1547	2	N	\$ -	\$ -	\$ -	\$ -	\$ -	\$ -	\$ -	\$ -	\$ -

City of Bloomington

Area #2: South-East Annexation Area - Circuit Breaker Impacts Analysis

Owner Name	Parcel #	Waiver	Annexation Area	AG	Pre-Annex 1% CB Credits	Pre-Annex 2% CB Credits	Pre-Annex 65 & Over CB Credits	Pre-Annex Total CB Credits	Post-Annex 1% CB Credits	Post-Annex 2% CB Credits	Post-Annex 65 & Over CB Credits	Post-Annex Total CB Credits	Total Post-Annex CB Credits Increase
Taha, Ruth L & Ibrahim A	53-08-21-401-037.000-008	1547	2	N	\$ -	\$ -	\$ -	\$ -	\$ 63.64	\$ -	\$ -	\$ 63.64	\$ 63.64
Deckard, T J	53-08-21-401-010.000-008	1547	2	N	\$ -	\$ -	\$ -	\$ -	\$ -	\$ -	\$ -	\$ -	\$ -
Guidry, Chris & Shannon	53-08-21-401-008.000-008	1547	2	N	\$ -	\$ -	\$ -	\$ -	\$ 38.79	\$ -	\$ -	\$ 38.79	\$ 38.79
Alberson, John J & Jill	53-08-21-401-004.000-008	1547	2	N	\$ -	\$ -	\$ -	\$ -	\$ -	\$ -	\$ -	\$ -	\$ -
Scott, Linda M & Steven C	53-08-21-401-033.000-008	1547	2	N	\$ -	\$ -	\$ -	\$ -	\$ -	\$ -	\$ -	\$ -	\$ -
May, Alexandra C	53-08-21-401-009.000-008	1547	2	N	\$ -	\$ -	\$ -	\$ -	\$ -	\$ -	\$ -	\$ -	\$ -
Velazquez, Sonia	53-08-21-401-021.000-008	1547	2	N	\$ -	\$ -	\$ -	\$ -	\$ -	\$ -	\$ -	\$ -	\$ -
Ridinger, Ashley D	53-08-21-401-027.000-008	1547	2	N	\$ -	\$ -	\$ -	\$ -	\$ -	\$ -	\$ -	\$ -	\$ -
Katsaropoulos, Mary L; Katsaropoulos, Christopher D & Marilyn F	53-08-29-100-018.000-008		2	N	\$ -	\$ -	\$ -	\$ -	\$ -	\$ -	\$ -	\$ -	\$ -
Lewis, Gerald	53-08-29-100-012.000-008		2	N	\$ -	\$ -	\$ -	\$ -	\$ -	\$ 222.79	\$ -	\$ 222.79	\$ 222.79
Kates, Joshua L & Fleissner, Jennifer L	53-08-01-100-011.000-008		2	N	\$ -	\$ -	\$ -	\$ -	\$ 1,737.15	\$ -	\$ -	\$ 1,737.15	\$ 1,737.15
FitzSimmons, Daniel John & Tavy De Lacy Aherne	53-08-01-100-042.000-008		2	N	\$ -	\$ -	\$ -	\$ -	\$ 739.75	\$ -	\$ -	\$ 739.75	\$ 739.75
Clark, Floyd K & Mildred G Revocable Living Trust	53-08-11-101-071.000-008	1342	2	N	\$ -	\$ -	\$ 307.00	\$ 307.00	\$ -	\$ -	\$ -	\$ -	\$ (307.00)
Beane, Dustin A & Jacquelyn I	53-08-14-300-014.000-008		2	N	\$ -	\$ -	\$ -	\$ -	\$ 18.09	\$ -	\$ -	\$ 18.09	\$ 18.09
Rink, Eleanor Jane & DJC Investments LLC	53-08-22-200-004.000-008		2	Y	\$ -	\$ -	\$ -	\$ -	\$ -	\$ -	\$ -	\$ -	\$ -
Rink, Eleanor Jane & DJC Investments LLC	53-08-22-200-014.000-008		2	Y	\$ -	\$ -	\$ -	\$ -	\$ -	\$ -	\$ -	\$ -	\$ -
City of Bloomington Utilities	53-08-22-200-001.000-008		2	N	\$ -	\$ -	\$ -	\$ -	\$ -	\$ -	\$ -	\$ -	\$ -
Bruce, Jo Anna	53-08-21-300-059.000-008	1683	2	N	\$ -	\$ -	\$ -	\$ -	\$ -	\$ -	\$ -	\$ -	\$ -
Terrell, Brenda J	53-08-21-400-044.000-008		2	N	\$ -	\$ -	\$ -	\$ -	\$ 15.19	\$ -	\$ -	\$ 15.19	\$ 15.19
Howell, Jeffrey & Christine	53-08-16-400-007.000-008		2	N	\$ -	\$ -	\$ -	\$ -	\$ 110.18	\$ -	\$ -	\$ 110.18	\$ 110.18
Noble-Kuchera, Jenny	53-08-20-400-086.000-008		2	N	\$ -	\$ -	\$ -	\$ -	\$ -	\$ -	\$ -	\$ -	\$ -
Derifond, Wisk	53-08-16-300-034.000-008		2	N	\$ -	\$ -	\$ -	\$ -	\$ 373.34	\$ -	\$ -	\$ 373.34	\$ 373.34
Clear Creek Christian Church, Trustees	53-08-20-403-005.000-008	2327	2	N	\$ -	\$ -	\$ -	\$ -	\$ -	\$ 136.58	\$ -	\$ 136.58	\$ 136.58
Bruce, Howard Douglas & Shelly Suzanne	53-08-20-400-043.000-008		2	N	\$ -	\$ -	\$ -	\$ -	\$ -	\$ 259.46	\$ -	\$ 259.46	\$ 259.46
Kansas City Momma LLC	53-08-20-400-002.000-008		2	N	\$ -	\$ -	\$ -	\$ -	\$ -	\$ -	\$ -	\$ -	\$ -
Hass, Sheryl A & Hass, George D Jr	53-08-21-401-028.000-008	1547	2	N	\$ -	\$ -	\$ -	\$ -	\$ -	\$ 314.89	\$ -	\$ 314.89	\$ 314.89
Wood, Jeffrey M & Melissa A	53-08-21-401-022.000-008	1547	2	N	\$ -	\$ -	\$ -	\$ -	\$ -	\$ -	\$ -	\$ -	\$ -
Cogswell, John A & Maria R	53-08-21-401-026.000-008	1547	2	N	\$ -	\$ -	\$ -	\$ -	\$ -	\$ 320.41	\$ -	\$ 320.41	\$ 320.41
Buchanan, John E W / L / E Annis M	53-08-21-300-056.000-008		2	N	\$ -	\$ -	\$ -	\$ -	\$ -	\$ -	\$ -	\$ -	\$ -
Stidd, Thomas L	53-08-29-100-005.000-008	1899	2	N	\$ -	\$ -	\$ -	\$ -	\$ -	\$ -	\$ -	\$ -	\$ -
Stidd, Larry T & Rebecca S	53-08-29-100-038.000-008	1900	2	N	\$ -	\$ -	\$ -	\$ -	\$ -	\$ -	\$ -	\$ -	\$ -
Craig, Kenneth R	53-08-21-301-077.000-008		2	N	\$ -	\$ -	\$ -	\$ -	\$ -	\$ -	\$ -	\$ -	\$ -
Craig, Kenneth R	53-08-21-301-040.000-008		2	N	\$ -	\$ -	\$ -	\$ -	\$ -	\$ -	\$ -	\$ -	\$ -
Craig, Kenneth R	53-08-21-301-039.000-008		2	N	\$ -	\$ -	\$ -	\$ -	\$ -	\$ -	\$ -	\$ -	\$ -
Craig, Kenneth R	53-08-21-301-071.000-008		2	N	\$ -	\$ -	\$ -	\$ -	\$ -	\$ -	\$ -	\$ -	\$ -
Craig, Kenneth R	53-08-21-301-072.000-008		2	N	\$ -	\$ -	\$ -	\$ -	\$ -	\$ -	\$ -	\$ -	\$ -
Craig, Kenneth R	53-08-21-301-064.000-008		2	N	\$ -	\$ -	\$ -	\$ -	\$ -	\$ -	\$ -	\$ -	\$ -
Hillenburg, Robert A & Vicky A	53-08-21-301-088.000-008		2	N	\$ -	\$ -	\$ -	\$ -	\$ -	\$ -	\$ -	\$ -	\$ -
Pigott, Rita R Trust	53-08-21-301-030.000-008		2	N	\$ -	\$ -	\$ -	\$ -	\$ -	\$ 256.30	\$ -	\$ 256.30	\$ 256.30
Eads, Alan D	53-08-21-301-078.000-008		2	N	\$ -	\$ -	\$ -	\$ -	\$ -	\$ -	\$ -	\$ -	\$ -
Craig, Kenneth R	53-08-21-300-085.000-008		2	N	\$ -	\$ -	\$ -	\$ -	\$ -	\$ -	\$ -	\$ -	\$ -

City of Bloomington

Area #2: South-East Annexation Area - Circuit Breaker Impacts Analysis

Owner Name	Parcel #	Waiver	Annexation Area	AG	Pre-Annex 1% CB Credits	Pre-Annex 2% CB Credits	Pre-Annex 65 & Over CB Credits	Pre-Annex Total CB Credits	Post-Annex 1% CB Credits	Post-Annex 2% CB Credits	Post-Annex 65 & Over CB Credits	Post-Annex Total CB Credits	Total Post-Annex CB Credits Increase
Eads, Larry & Ruth	53-08-21-300-037.000-008		2	N	\$ -	\$ -	\$ -	\$ -	\$ -	\$ -	\$ -	\$ -	\$ -
Kramme, Michael & Cathy	53-08-16-300-029.000-008		2	N	\$ -	\$ -	\$ -	\$ -	\$ 189.09	\$ -	\$ -	\$ 189.09	\$ 189.09
Kramme, Michael	53-08-16-300-020.000-008		2	N	\$ -	\$ -	\$ -	\$ -	\$ -	\$ -	\$ -	\$ -	\$ -
Bertermann, Erik	53-08-20-400-068.000-008		2	N	\$ -	\$ -	\$ -	\$ -	\$ -	\$ 228.06	\$ -	\$ 228.06	\$ 228.06
Webb, Leslie Dale & Elsie Marie Revocable Trusts	53-08-20-400-100.000-008	1484	2	N	\$ -	\$ -	\$ -	\$ -	\$ -	\$ -	\$ -	\$ -	\$ -
Welp, Alexander C	53-08-20-400-095.000-008		2	N	\$ -	\$ -	\$ -	\$ -	\$ -	\$ -	\$ -	\$ -	\$ -
Allison, David J & Devon F	53-05-36-400-007.000-004		2	N	\$ -	\$ -	\$ -	\$ -	\$ -	\$ 200.76	\$ -	\$ 200.76	\$ 200.76
Chestnut, Larry D & Glenda J Revocable Trust	53-08-20-400-064.000-008		2	N	\$ -	\$ -	\$ -	\$ -	\$ -	\$ 154.08	\$ -	\$ 154.08	\$ 154.08
Emery, Steven K	53-08-14-102-001.000-008		2	N	\$ -	\$ -	\$ -	\$ -	\$ 32.28	\$ -	\$ -	\$ 32.28	\$ 32.28
Johnson, Jeffrey W & Melanie P	53-08-14-103-001.000-008		2	N	\$ -	\$ -	\$ -	\$ -	\$ -	\$ -	\$ -	\$ -	\$ -
Boathouse Apartments LLC	53-08-14-200-020.539-008	2352	2	N	\$ -	\$ -	\$ -	\$ -	\$ -	\$ 386.14	\$ -	\$ 386.14	\$ 386.14
Boathouse Apartments LLC	53-08-14-200-020.540-008	2352	2	N	\$ -	\$ -	\$ -	\$ -	\$ -	\$ 393.30	\$ -	\$ 393.30	\$ 393.30
Boathouse Apartments LLC	53-08-14-200-020.541-008	2352	2	N	\$ -	\$ -	\$ -	\$ -	\$ -	\$ 392.88	\$ -	\$ 392.88	\$ 392.88
Boathouse Apartments LLC	53-08-14-200-020.542-008	2352	2	N	\$ -	\$ -	\$ -	\$ -	\$ -	\$ 397.10	\$ -	\$ 397.10	\$ 397.10
Boathouse Apartments LLC	53-08-14-200-020.543-008	2352	2	N	\$ -	\$ -	\$ -	\$ -	\$ -	\$ 389.09	\$ -	\$ 389.09	\$ 389.09
Boathouse Apartments LLC	53-08-14-200-020.544-008	2352	2	N	\$ -	\$ -	\$ -	\$ -	\$ -	\$ 393.30	\$ -	\$ 393.30	\$ 393.30
Boathouse Apartments LLC	53-08-14-200-020.545-008	2352	2	N	\$ -	\$ -	\$ -	\$ -	\$ -	\$ 392.88	\$ -	\$ 392.88	\$ 392.88
Beal, Jackson G. & Carolyn M.	53-08-14-100-024.000-008		2	N	\$ -	\$ -	\$ -	\$ -	\$ 58.67	\$ -	\$ -	\$ 58.67	\$ 58.67
Terry, Herbert Alonzo	53-08-16-400-001.000-008		2	N	\$ -	\$ -	\$ -	\$ -	\$ -	\$ 280.54	\$ -	\$ 280.54	\$ 280.54
Terry, Herbert Alonzo	53-08-16-400-004.000-008		2	N	\$ -	\$ -	\$ -	\$ -	\$ -	\$ -	\$ -	\$ -	\$ -
Boathouse Apartments LLC	53-08-14-200-020.546-008	2352	2	N	\$ -	\$ -	\$ -	\$ -	\$ -	\$ 392.88	\$ -	\$ 392.88	\$ 392.88
Boathouse Apartments LLC	53-08-14-200-020.547-008	2352	2	N	\$ -	\$ -	\$ -	\$ -	\$ -	\$ 393.30	\$ -	\$ 393.30	\$ 393.30
Boathouse Apartments LLC	53-08-14-200-020.548-008	2352	2	N	\$ -	\$ -	\$ -	\$ -	\$ -	\$ 386.14	\$ -	\$ 386.14	\$ 386.14
Boathouse Apartments LLC	53-08-14-200-020.549-008	2352	2	N	\$ -	\$ -	\$ -	\$ -	\$ -	\$ 397.10	\$ -	\$ 397.10	\$ 397.10
Hurlow, John C & Christina	53-08-14-200-049.000-008	2175	2	N	\$ -	\$ -	\$ -	\$ -	\$ 1,960.31	\$ -	\$ -	\$ 1,960.31	\$ 1,960.31
Wildenbeest, Mathijs & Thang, Boi Phuong	53-08-14-200-046.000-008	2175	2	N	\$ -	\$ -	\$ -	\$ -	\$ 2,208.99	\$ -	\$ -	\$ 2,208.99	\$ 2,208.99
Rego, Lopo L & Sonja O	53-08-14-200-059.000-008	2315	2	N	\$ -	\$ -	\$ -	\$ -	\$ 1,928.02	\$ -	\$ -	\$ 1,928.02	\$ 1,928.02
Naik, Jayesh G & Bansari J	53-08-14-200-043.000-008	2240	2	N	\$ -	\$ -	\$ -	\$ -	\$ 1,750.40	\$ -	\$ -	\$ 1,750.40	\$ 1,750.40
Miller, Nicholas Paul & Kathrine Annette	53-08-14-200-016.000-008	2072	2	N	\$ -	\$ -	\$ -	\$ -	\$ 1,813.33	\$ -	\$ -	\$ 1,813.33	\$ 1,813.33
Pinto, Amar G & Nirmala R	53-08-14-200-015.000-008		2	N	\$ -	\$ -	\$ -	\$ -	\$ 2,051.12	\$ -	\$ -	\$ 2,051.12	\$ 2,051.12
McKeen, William Riley & Young, Nancy A	53-08-14-200-013.000-008	2016	2	N	\$ -	\$ -	\$ -	\$ -	\$ 3,420.66	\$ -	\$ -	\$ 3,420.66	\$ 3,420.66
Powell, Kevin & Allyson	53-08-14-200-011.000-008	2469	2	N	\$ -	\$ -	\$ -	\$ -	\$ 3,131.40	\$ -	\$ -	\$ 3,131.40	\$ 3,131.40
Sturm, Paul R & Susan C	53-08-16-300-033.000-008		2	N	\$ -	\$ -	\$ -	\$ -	\$ -	\$ 440.97	\$ -	\$ 440.97	\$ 440.97
Stephens, Robert D. & Lois A.	53-08-21-200-068.000-008		2	N	\$ -	\$ -	\$ -	\$ -	\$ -	\$ -	\$ -	\$ -	\$ -
Zawacki, Kevin & Teresa	53-08-23-401-018.000-008	2360	2	N	\$ -	\$ -	\$ -	\$ -	\$ 2,561.31	\$ -	\$ -	\$ 2,561.31	\$ 2,561.31
Haerberle, David C & Beth H	53-08-23-401-061.000-008	2360	2	N	\$ -	\$ -	\$ -	\$ -	\$ 1,942.51	\$ -	\$ -	\$ 1,942.51	\$ 1,942.51
Bhatt, Ravi K & Ami Deepak Gandhi	53-08-23-401-060.000-008	2360	2	N	\$ -	\$ -	\$ -	\$ -	\$ 2,056.89	\$ -	\$ -	\$ 2,056.89	\$ 2,056.89
Kumar, Satish & Neelam	53-01-43-513-624.000-008	2360	2	N	\$ -	\$ -	\$ -	\$ -	\$ -	\$ -	\$ -	\$ -	\$ -
Miller, Thomas E	53-01-43-513-625.000-008	2360	2	N	\$ -	\$ -	\$ -	\$ -	\$ -	\$ 3,799.40	\$ -	\$ 3,799.40	\$ 3,799.40
Sterling Woods II Inc	53-01-43-513-626.000-008	2360	2	Y	\$ -	\$ -	\$ -	\$ -	\$ -	\$ -	\$ -	\$ -	\$ -
McGlothlin, Theodore M & Gladys M Revocable Living Trust	53-08-12-200-002.000-008	2287	2	N	\$ -	\$ -	\$ -	\$ -	\$ -	\$ 272.74	\$ -	\$ 272.74	\$ 272.74
Mendoza, Cesar Gabriel Pestana; De Pestana, Raquel Tivisay Parra	53-08-11-101-046.000-008		2	N	\$ -	\$ -	\$ -	\$ -	\$ 34.65	\$ -	\$ -	\$ 34.65	\$ 34.65

City of Bloomington

Area #2: South-East Annexation Area - Circuit Breaker Impacts Analysis

Owner Name	Parcel #	Waiver	Annexation Area	AG	Pre-Annex 1% CB Credits	Pre-Annex 2% CB Credits	Pre-Annex 65 & Over CB Credits	Pre-Annex Total CB Credits	Post-Annex 1% CB Credits	Post-Annex 2% CB Credits	Post-Annex 65 & Over CB Credits	Post-Annex Total CB Credits	Total Post-Annex CB Credits Increase
Long, Michael O & Washburn, Sandra J	53-08-21-200-104.000-008	1647	2	N	\$ -	\$ -	\$ -	\$ -	\$ -	\$ -	\$ -	\$ -	\$ -
Langley, Ryan J	53-08-21-200-096.000-008	1616	2	N	\$ -	\$ -	\$ -	\$ -	\$ -	\$ 222.37	\$ -	\$ 222.37	\$ 222.37
Van Landingham, Frank	53-08-21-200-083.000-008	2432	2	N	\$ -	\$ -	\$ -	\$ -	\$ -	\$ 182.11	\$ -	\$ 182.11	\$ 182.11
Felling, Chance	53-08-21-200-049.000-008	2433	2	N	\$ -	\$ -	\$ -	\$ -	\$ -	\$ 158.29	\$ -	\$ 158.29	\$ 158.29
Van Landingham, Frank	53-08-21-200-141.000-008	1433	2	N	\$ -	\$ -	\$ -	\$ -	\$ -	\$ 228.27	\$ -	\$ 228.27	\$ 228.27
Labarge, Gary R & Cheryl	53-08-21-200-097.000-008	1470	2	N	\$ -	\$ -	\$ -	\$ -	\$ -	\$ 220.89	\$ -	\$ 220.89	\$ 220.89
Clarke, Danielle C	53-08-21-200-122.000-008		2	N	\$ -	\$ -	\$ -	\$ -	\$ -	\$ -	\$ -	\$ -	\$ -
Highlander Property Management LLC	53-08-21-200-123.000-008	1489	2	N	\$ -	\$ -	\$ -	\$ -	\$ -	\$ 299.93	\$ -	\$ 299.93	\$ 299.93
Scharf, Steven W & Stephanie E	53-08-21-200-098.000-008	1413	2	N	\$ -	\$ -	\$ -	\$ -	\$ -	\$ -	\$ -	\$ -	\$ -
Van Landingham, Frank	53-08-21-200-105.000-008	1457	2	N	\$ -	\$ -	\$ -	\$ -	\$ -	\$ 154.08	\$ -	\$ 154.08	\$ 154.08
Van Landingham, Frank	53-08-21-200-139.000-008	2434	2	N	\$ -	\$ -	\$ -	\$ -	\$ -	\$ 191.59	\$ -	\$ 191.59	\$ 191.59
Abrams, Scott J & Schafer, Julie A	53-08-21-200-114.000-008		2	N	\$ -	\$ -	\$ -	\$ -	\$ -	\$ -	\$ -	\$ -	\$ -
Clark, Daniel M & Tamara D	53-08-21-200-076.000-008	1486	2	N	\$ -	\$ -	\$ -	\$ -	\$ -	\$ 141.04	\$ -	\$ 141.04	\$ 141.04
Stuffle, Herbert P & Shiyoko Rev Trust w/l/e & Stuffle, Michael	53-08-21-200-074.000-008		2	N	\$ -	\$ -	\$ -	\$ -	\$ -	\$ -	\$ -	\$ -	\$ -
Feng, Yunling	53-08-21-200-056.000-008	1410	2	N	\$ -	\$ -	\$ -	\$ -	\$ -	\$ 217.73	\$ -	\$ 217.73	\$ 217.73
Felling, Chance	53-08-21-200-009.000-008	1406	2	N	\$ -	\$ -	\$ -	\$ -	\$ -	\$ 196.65	\$ -	\$ 196.65	\$ 196.65
Felling, Chance	53-08-21-200-129.000-008	1407	2	N	\$ -	\$ -	\$ -	\$ -	\$ -	\$ 196.65	\$ -	\$ 196.65	\$ 196.65
Felling, Chance	53-08-21-200-011.000-008	1407	2	N	\$ -	\$ -	\$ -	\$ -	\$ -	\$ 194.54	\$ -	\$ 194.54	\$ 194.54
Chun, Hyungeun	53-08-01-400-136.000-008		2	N	\$ -	\$ -	\$ -	\$ -	\$ 562.95	\$ -	\$ -	\$ 562.95	\$ 562.95
Smith, Daniel G & Chalsea B	53-08-01-400-130.000-008	2039	2	N	\$ -	\$ -	\$ -	\$ -	\$ 857.33	\$ -	\$ -	\$ 857.33	\$ 857.33
Bernsen, Charles Revocable Trust; White, Deborah Revocable Trust	53-08-01-400-031.000-008	2039	2	N	\$ -	\$ -	\$ -	\$ -	\$ 510.37	\$ -	\$ -	\$ 510.37	\$ 510.37
Mauro, Megan E & Burkett, Matthew J	53-08-01-400-114.000-008	2039	2	N	\$ -	\$ -	\$ -	\$ -	\$ 407.69	\$ -	\$ -	\$ 407.69	\$ 407.69
Srinivas, Sangly P	53-08-01-400-148.000-008	2039	2	N	\$ -	\$ -	\$ -	\$ -	\$ 456.14	\$ -	\$ -	\$ 456.14	\$ 456.14
Day, Lora D	53-08-01-400-128.000-008	2039	2	N	\$ -	\$ -	\$ -	\$ -	\$ -	\$ -	\$ -	\$ -	\$ -
Smiley, Barbara P & David L	53-08-01-400-150.000-008	2039	2	N	\$ -	\$ -	\$ -	\$ -	\$ 570.82	\$ -	\$ -	\$ 570.82	\$ 570.82
Chan, Dennis K & Hui Ouyang	53-08-01-400-170.000-008	2039	2	N	\$ -	\$ -	\$ -	\$ -	\$ 607.68	\$ -	\$ -	\$ 607.68	\$ 607.68
Merceron, Jacques E & Elizabeth	53-08-01-400-121.000-008	2039	2	N	\$ -	\$ -	\$ -	\$ -	\$ 798.12	\$ -	\$ -	\$ 798.12	\$ 798.12
Smith, Laird K & Nancy T	53-08-01-400-117.000-008	2039	2	N	\$ -	\$ -	\$ -	\$ -	\$ 618.02	\$ -	\$ -	\$ 618.02	\$ 618.02
Shakalis, Pandelis M & Constance T	53-08-01-400-115.000-008	2039	2	N	\$ -	\$ -	\$ -	\$ -	\$ 492.15	\$ -	\$ -	\$ 492.15	\$ 492.15
Drobnjak, Agnieszka & Henry, Rene Lynn	53-08-01-400-137.000-008	2039	2	N	\$ -	\$ -	\$ -	\$ -	\$ 560.47	\$ -	\$ -	\$ 560.47	\$ 560.47
Roshan-Rawaan, Kanishka E & Amanda M	53-08-01-400-149.000-008	2039	2	N	\$ -	\$ -	\$ -	\$ -	\$ 712.43	\$ -	\$ -	\$ 712.43	\$ 712.43
Hooshmand, Reza	53-08-01-400-116.000-008	2039	2	N	\$ -	\$ -	\$ -	\$ -	\$ 767.07	\$ -	\$ -	\$ 767.07	\$ 767.07
Edwards, Kenneth Alan Trust	53-08-01-400-133.000-008	2039	2	N	\$ -	\$ -	\$ -	\$ -	\$ 816.76	\$ -	\$ -	\$ 816.76	\$ 816.76
Chesnut, Ellen E & Roger N	53-08-01-400-122.000-008	2039	2	N	\$ -	\$ -	\$ -	\$ -	\$ 684.26	\$ -	\$ -	\$ 684.26	\$ 684.26
Galloway, Laura L	53-08-01-400-151.000-008	2039	2	N	\$ -	\$ -	\$ -	\$ -	\$ 519.49	\$ -	\$ -	\$ 519.49	\$ 519.49
Hart, Gayle C	53-08-01-400-142.000-008	2039	2	N	\$ -	\$ -	\$ -	\$ -	\$ 618.85	\$ -	\$ -	\$ 618.85	\$ 618.85
Mobley, Robert Coleman Jr & Victoria Lynn	53-08-01-400-111.000-008	2039	2	N	\$ -	\$ -	\$ -	\$ -	\$ 638.73	\$ -	\$ -	\$ 638.73	\$ 638.73
Lee, Sonia Song-Ha & Peifer, Jason T	53-08-01-400-153.000-008	2039	2	N	\$ -	\$ -	\$ -	\$ -	\$ 651.14	\$ -	\$ -	\$ 651.14	\$ 651.14
Li, Zhen & Ruli Xiao	53-08-01-400-164.000-008	2039	2	N	\$ -	\$ -	\$ -	\$ -	\$ 1,020.05	\$ -	\$ -	\$ 1,020.05	\$ 1,020.05
Gu, Xian	53-08-01-400-044.000-008	2039	2	N	\$ -	\$ -	\$ -	\$ -	\$ 781.15	\$ -	\$ -	\$ 781.15	\$ 781.15
Surra, Patricia R Trust	53-08-01-400-163.000-008	2039	2	N	\$ -	\$ -	\$ -	\$ -	\$ 1,167.03	\$ -	\$ -	\$ 1,167.03	\$ 1,167.03

City of Bloomington

Area #2: South-East Annexation Area - Circuit Breaker Impacts Analysis

Owner Name	Parcel #	Waiver	Annexation Area	AG	Pre-Annex 1% CB Credits	Pre-Annex 2% CB Credits	Pre-Annex 65 & Over CB Credits	Pre-Annex Total CB Credits	Post-Annex 1% CB Credits	Post-Annex 2% CB Credits	Post-Annex 65 & Over CB Credits	Post-Annex Total CB Credits	Total Post-Annex CB Credits Increase
Anderson, Lloyd E & Theresa R Irrevocable Trust	53-08-11-101-031.000-008		2	N	\$ -	\$ -	\$ -	\$ -	\$ -	\$ -	\$ -	\$ -	\$ -
Anderson, Lloyd E & Theresa R Irrevocable Trust	53-08-11-101-025.000-008		2	N	\$ -	\$ -	\$ -	\$ -	\$ -	\$ -	\$ -	\$ -	\$ -
Nethery, William R & Teresa	53-08-21-300-061.000-008		2	N	\$ -	\$ -	\$ -	\$ -	\$ 64.47	\$ -	\$ -	\$ 64.47	\$ 64.47
1408 Church LLC	53-08-20-403-015.000-008		2	N	\$ -	\$ -	\$ -	\$ -	\$ -	\$ 183.37	\$ -	\$ 183.37	\$ 183.37
1408 Church LLC	53-08-20-400-017.000-008		2	N	\$ -	\$ -	\$ -	\$ -	\$ -	\$ -	\$ -	\$ -	\$ -
1408 Church LLC	53-08-20-400-040.000-008		2	N	\$ -	\$ -	\$ -	\$ -	\$ -	\$ -	\$ -	\$ -	\$ -
AFH Properties LLC	53-08-21-200-063.000-008	2260	2	N	\$ -	\$ -	\$ -	\$ -	\$ -	\$ -	\$ -	\$ -	\$ -
Dunn, W R & Snoddy, Robert E Partnership C/o Phil Hill	53-08-29-100-015.000-008		2	N	\$ -	\$ -	\$ -	\$ -	\$ -	\$ -	\$ -	\$ -	\$ -
Monroe County Park & Recreation Board	53-08-29-100-006.000-008	1300	2	N	\$ -	\$ -	\$ -	\$ -	\$ -	\$ -	\$ -	\$ -	\$ -
Galyan, Jay L	53-08-01-400-015.000-008		2	N	\$ -	\$ -	\$ -	\$ -	\$ -	\$ -	\$ -	\$ -	\$ -
Blackwell Contractors	53-08-21-100-091.000-008	1841	2	N	\$ -	\$ -	\$ -	\$ -	\$ -	\$ -	\$ -	\$ -	\$ -
Smithville, Telephone	53-01-41-231-010.000-008	1841	2	N	\$ -	\$ -	\$ -	\$ -	\$ -	\$ -	\$ -	\$ -	\$ -
Terrell, Brenda J	53-08-21-100-050.000-008		2	N	\$ -	\$ -	\$ -	\$ -	\$ -	\$ -	\$ -	\$ -	\$ -
Hybrid Investment Group LLC	53-08-21-100-090.000-008	2501	2	Y	\$ -	\$ -	\$ -	\$ -	\$ -	\$ -	\$ -	\$ -	\$ -
Apostolic Bible Church Inc	53-08-23-100-008.000-008		2	N	\$ -	\$ -	\$ -	\$ -	\$ -	\$ 53.23	\$ -	\$ 53.23	\$ 53.23
Apostolic Bible Church Inc	53-08-23-100-006.000-008		2	N	\$ -	\$ -	\$ -	\$ -	\$ -	\$ -	\$ -	\$ -	\$ -
Gakuen, Soshi	53-08-11-101-018.000-008		2	N	\$ -	\$ -	\$ -	\$ -	\$ -	\$ -	\$ -	\$ -	\$ -
Gakuen, Soshi	53-08-11-101-044.000-008		2	N	\$ -	\$ -	\$ -	\$ -	\$ -	\$ -	\$ -	\$ -	\$ -
Clear Creek Cemetery Assoc Trustees	53-08-28-200-034.000-008		2	N	\$ -	\$ -	\$ -	\$ -	\$ -	\$ -	\$ -	\$ -	\$ -
Clear Creek Cemetery Association, Trustees Of	53-08-28-200-031.000-008		2	N	\$ -	\$ -	\$ -	\$ -	\$ -	\$ -	\$ -	\$ -	\$ -
Hill, Mary Margaret & Adams, Matthew R	53-08-28-200-018.000-008		2	N	\$ -	\$ -	\$ -	\$ -	\$ 54.94	\$ -	\$ -	\$ 54.94	\$ 54.94
Clear Creek Christian Church	53-08-29-100-024.000-008	2386	2	N	\$ -	\$ -	\$ -	\$ -	\$ -	\$ -	\$ -	\$ -	\$ -
Clear Creek Cemetery Association Trustees of	53-08-29-100-023.000-008		2	N	\$ -	\$ -	\$ -	\$ -	\$ -	\$ -	\$ -	\$ -	\$ -
Clear Creek Cemetery Association Trustees of	53-08-29-100-033.000-008		2	N	\$ -	\$ -	\$ -	\$ -	\$ -	\$ -	\$ -	\$ -	\$ -
Clear Creek Cemetery Association Trustees of	53-08-28-200-043.000-008		2	N	\$ -	\$ -	\$ -	\$ -	\$ -	\$ -	\$ -	\$ -	\$ -
Mt Calvary Baptist Church Trustees	53-08-14-300-002.000-008		2	N	\$ -	\$ -	\$ -	\$ -	\$ -	\$ -	\$ -	\$ -	\$ -
Kuratko, Donald E & Deborah A	53-01-43-513-555.000-008	2360	2	N	\$ -	\$ -	\$ -	\$ -	\$ 3,322.51	\$ -	\$ -	\$ 3,322.51	\$ 3,322.51
Reitmeyer, Jill	53-08-24-301-046.000-008	2360	2	N	\$ -	\$ -	\$ -	\$ -	\$ -	\$ 263.47	\$ -	\$ 263.47	\$ 263.47
Ballenger, Francys Ann & Reitmeyer, Jill	53-08-24-301-034.000-008	2360	2	N	\$ -	\$ -	\$ -	\$ -	\$ 2,420.91	\$ -	\$ -	\$ 2,420.91	\$ 2,420.91
Sterling Woods II Inc	53-08-24-301-022.000-008	2360	2	N	\$ -	\$ -	\$ -	\$ -	\$ -	\$ -	\$ -	\$ -	\$ -
Sterling Woods II Inc	53-08-24-301-032.000-008	2360	2	N	\$ -	\$ -	\$ -	\$ -	\$ -	\$ -	\$ -	\$ -	\$ -
Sterling Woods II Inc	53-08-24-301-035.000-008	2360	2	N	\$ -	\$ -	\$ -	\$ -	\$ -	\$ -	\$ -	\$ -	\$ -
Sterling Woods II Inc	53-08-24-301-023.000-008	2360	2	N	\$ -	\$ -	\$ -	\$ -	\$ -	\$ -	\$ -	\$ -	\$ -
Sterling Woods II Inc	53-08-24-301-030.000-008	2360	2	N	\$ -	\$ -	\$ -	\$ -	\$ -	\$ -	\$ -	\$ -	\$ -
Sterling Woods II Inc	53-08-24-301-040.000-008	2360	2	N	\$ -	\$ -	\$ -	\$ -	\$ -	\$ -	\$ -	\$ -	\$ -
Sterling Woods II Inc	53-08-24-301-041.000-008	2360	2	N	\$ -	\$ -	\$ -	\$ -	\$ -	\$ -	\$ -	\$ -	\$ -
Sterling Woods II Inc	53-08-24-301-020.000-008	2360	2	Y	\$ -	\$ -	\$ -	\$ -	\$ -	\$ -	\$ -	\$ -	\$ -
Sterling Woods II Inc	53-08-24-301-019.000-008	2360	2	N	\$ -	\$ -	\$ -	\$ -	\$ -	\$ -	\$ -	\$ -	\$ -
Sterling Woods II Inc	53-08-24-301-044.000-008	2360	2	N	\$ -	\$ -	\$ -	\$ -	\$ -	\$ -	\$ -	\$ -	\$ -
Sterling Woods II Inc	53-08-24-301-001.000-008	2360	2	N	\$ -	\$ -	\$ -	\$ -	\$ -	\$ -	\$ -	\$ -	\$ -

City of Bloomington

Area #2: South-East Annexation Area - Circuit Breaker Impacts Analysis

Owner Name	Parcel #	Waiver	Annexation Area	AG	Pre-Annex 1% CB Credits	Pre-Annex 2% CB Credits	Pre-Annex 65 & Over CB Credits	Pre-Annex Total CB Credits	Post-Annex 1% CB Credits	Post-Annex 2% CB Credits	Post-Annex 65 & Over CB Credits	Post-Annex Total CB Credits	Total Post-Annex CB Credits Increase
Sterling Woods II Inc	53-08-24-301-010.000-008	2360	2	N	\$ -	\$ -	\$ -	\$ -	\$ -	\$ -	\$ -	\$ -	\$ -
Sterling Woods II Inc	53-08-24-301-027.000-008	2360	2	N	\$ -	\$ -	\$ -	\$ -	\$ -	\$ -	\$ -	\$ -	\$ -
Sterling Woods II Inc	53-08-24-301-014.000-008	2360	2	N	\$ -	\$ -	\$ -	\$ -	\$ -	\$ -	\$ -	\$ -	\$ -
Sterling Woods II Inc	53-08-24-301-007.000-008	2360	2	N	\$ -	\$ -	\$ -	\$ -	\$ -	\$ -	\$ -	\$ -	\$ -
Sterling Woods II Inc	53-08-24-301-003.000-008	2360	2	N	\$ -	\$ -	\$ -	\$ -	\$ -	\$ -	\$ -	\$ -	\$ -
Sterling Woods II Inc	53-08-24-301-004.000-008	2360	2	N	\$ -	\$ -	\$ -	\$ -	\$ -	\$ -	\$ -	\$ -	\$ -
Sterling Woods II Inc	53-08-24-301-029.000-008	2360	2	N	\$ -	\$ -	\$ -	\$ -	\$ -	\$ -	\$ -	\$ -	\$ -
Sterling Woods II Inc	53-08-24-301-039.000-008	2360	2	N	\$ -	\$ -	\$ -	\$ -	\$ -	\$ -	\$ -	\$ -	\$ -
Sterling Woods II Inc	53-08-24-301-008.000-008	2360	2	N	\$ -	\$ -	\$ -	\$ -	\$ -	\$ -	\$ -	\$ -	\$ -
Sterling Woods II Inc	53-08-24-301-017.000-008	2360	2	N	\$ -	\$ -	\$ -	\$ -	\$ -	\$ -	\$ -	\$ -	\$ -
Steinmetz, Daniel	53-08-14-105-002.000-008		2	N	\$ -	\$ -	\$ -	\$ -	\$ -	\$ -	\$ -	\$ -	\$ -
Hines, Jonathan; Alexander, Lindsey D	53-08-28-200-045.000-008		2	N	\$ -	\$ -	\$ -	\$ -	\$ 165.49	\$ -	\$ -	\$ 165.49	\$ 165.49
Edwards Family Trust	53-08-16-300-019.000-008		2	N	\$ -	\$ -	\$ -	\$ -	\$ -	\$ 242.81	\$ -	\$ 242.81	\$ 242.81
Edwards Family Trust	53-08-16-300-016.000-008		2	N	\$ -	\$ -	\$ -	\$ -	\$ -	\$ 153.86	\$ -	\$ 153.86	\$ 153.86
Walsh, John F & Foutty, Jennifer L	53-08-11-101-052.000-008		2	N	\$ -	\$ -	\$ -	\$ -	\$ -	\$ -	\$ -	\$ -	\$ -
Becker, Peter J & Angela C Pao	53-08-11-101-076.000-008	1520	2	N	\$ -	\$ -	\$ -	\$ -	\$ 1,022.11	\$ -	\$ -	\$ 1,022.11	\$ 1,022.11
Huss, David J. & Cara Lynn	53-08-11-101-067.000-008	1440	2	N	\$ -	\$ -	\$ -	\$ -	\$ 370.02	\$ -	\$ -	\$ 370.02	\$ 370.02
Walsh, John F & Foutty, Jennifer L	53-08-11-101-075.000-008		2	N	\$ -	\$ -	\$ -	\$ -	\$ 382.43	\$ -	\$ -	\$ 382.43	\$ 382.43
Winston, Wayne L & Vivian	53-08-14-200-019.000-008	2032	2	N	\$ -	\$ -	\$ -	\$ -	\$ 2,340.87	\$ -	\$ -	\$ 2,340.87	\$ 2,340.87
Bhargava, Vir & Bipasha; Bhargava, Vazrik; Bhargava, Vitas; Bhargava, Karina	53-08-14-200-012.000-008	2358	2	N	\$ -	\$ -	\$ -	\$ -	\$ 1,798.01	\$ -	\$ -	\$ 1,798.01	\$ 1,798.01
Stelle, Erik C & Elizabeth A	53-08-14-200-009.000-008	2133	2	N	\$ -	\$ -	\$ -	\$ -	\$ 2,340.52	\$ -	\$ -	\$ 2,340.52	\$ 2,340.52
Brafford, Micky L & Lisa A	53-08-14-200-010.000-008	1961	2	N	\$ -	\$ -	\$ -	\$ -	\$ 1,800.49	\$ -	\$ -	\$ 1,800.49	\$ 1,800.49
Darnell, Harold R & Linda R	53-08-14-200-023.000-008		2	N	\$ -	\$ -	\$ -	\$ -	\$ 1,857.58	\$ -	\$ -	\$ 1,857.58	\$ 1,857.58
Woo, Kijin & Lee, Eunhwa	53-08-14-200-014.000-008	2193	2	N	\$ -	\$ -	\$ -	\$ -	\$ 1,524.16	\$ -	\$ -	\$ 1,524.16	\$ 1,524.16
Hendrickson, David & Susan	53-08-14-200-053.000-008	2515	2	N	\$ -	\$ -	\$ -	\$ -	\$ -	\$ -	\$ -	\$ -	\$ -
Moore, S Kenneth & Robyn D	53-08-14-200-042.000-008	2220	2	N	\$ -	\$ -	\$ -	\$ -	\$ 2,138.80	\$ -	\$ -	\$ 2,138.80	\$ 2,138.80
Moore, Brian & Stephanie	53-08-14-200-045.000-008		2	N	\$ -	\$ -	\$ -	\$ -	\$ -	\$ -	\$ -	\$ -	\$ -
Friedman, Robert & Shannon	53-08-14-200-060.000-008	1911	2	N	\$ -	\$ -	\$ -	\$ -	\$ 3,761.29	\$ -	\$ -	\$ 3,761.29	\$ 3,761.29
Owen County State Bank	53-08-21-200-116.000-008	1798	2	N	\$ -	\$ -	\$ -	\$ -	\$ -	\$ -	\$ -	\$ -	\$ -
Howard, David M	53-08-21-101-004.000-008		2	N	\$ -	\$ -	\$ -	\$ -	\$ -	\$ 481.83	\$ -	\$ 481.83	\$ 481.83
Two Creeks Dev LLC	53-08-22-200-020.000-008		2	N	\$ -	\$ -	\$ -	\$ -	\$ -	\$ -	\$ -	\$ -	\$ -
Bomba, Bradford J & Angela A	53-08-22-200-017.000-008		2	N	\$ -	\$ -	\$ -	\$ -	\$ -	\$ -	\$ -	\$ -	\$ -
Bomba, Bradford J Jr & Angela A	53-08-22-200-023.000-008	2168	2	N	\$ -	\$ -	\$ -	\$ -	\$ 4,772.09	\$ -	\$ -	\$ 4,772.09	\$ 4,772.09
Bomba, Bradford J Jr & Angela A	53-08-22-200-018.000-008		2	N	\$ -	\$ -	\$ -	\$ -	\$ -	\$ -	\$ -	\$ -	\$ -
Two Creeks Dev LLC	53-08-22-200-019.000-008		2	N	\$ -	\$ -	\$ -	\$ -	\$ -	\$ -	\$ -	\$ -	\$ -
Tibetan Cultural Center, Inc. C/o Thumpton Norbu	53-08-14-400-007.000-008	2280	2	N	\$ -	\$ -	\$ -	\$ -	\$ -	\$ -	\$ -	\$ -	\$ -
Dalglish, Malcolm & Judith A Klein	53-08-14-100-001.001-008		2	N	\$ -	\$ -	\$ -	\$ -	\$ -	\$ -	\$ -	\$ -	\$ -
Jarrold, Martin F & Caroline C	53-08-14-108-001.000-008		2	N	\$ -	\$ -	\$ -	\$ -	\$ 768.73	\$ -	\$ -	\$ 768.73	\$ 768.73
Kritzer, Ericson W; Tegeler-Kritzer, Dana	53-08-14-107-010.000-008	2151	2	N	\$ -	\$ -	\$ -	\$ -	\$ 1,897.79	\$ -	\$ -	\$ 1,897.79	\$ 1,897.79
Biggs, Alan & Melissa	53-08-14-107-011.000-008	2151	2	N	\$ -	\$ -	\$ -	\$ -	\$ 3,271.80	\$ -	\$ -	\$ 3,271.80	\$ 3,271.80
Wisniewski Revocable Trust	53-08-14-107-008.000-008		2	N	\$ -	\$ -	\$ -	\$ -	\$ 2,686.78	\$ -	\$ -	\$ 2,686.78	\$ 2,686.78
Pal, Ravi	53-08-14-107-006.000-008		2	N	\$ -	\$ -	\$ -	\$ -	\$ 3,832.12	\$ -	\$ -	\$ 3,832.12	\$ 3,832.12
Parker, Rodney P & Valerie G	53-08-14-107-007.000-008		2	N	\$ -	\$ -	\$ -	\$ -	\$ 2,934.44	\$ -	\$ -	\$ 2,934.44	\$ 2,934.44
Dunn, Susan Peters Revocable Trust	53-08-14-107-009.000-008		2	N	\$ -	\$ -	\$ -	\$ -	\$ -	\$ 1,871.03	\$ -	\$ 1,871.03	\$ 1,871.03
Walker, Joseph A III & Susan E	53-08-14-107-015.000-008	2151	2	N	\$ -	\$ -	\$ -	\$ -	\$ 3,528.56	\$ -	\$ -	\$ 3,528.56	\$ 3,528.56

City of Bloomington

Area #2: South-East Annexation Area - Circuit Breaker Impacts Analysis

Owner Name	Parcel #	Waiver	Annexation Area	AG	Pre-Annex 1% CB Credits	Pre-Annex 2% CB Credits	Pre-Annex 65 & Over CB Credits	Pre-Annex Total CB Credits	Post-Annex 1% CB Credits	Post-Annex 2% CB Credits	Post-Annex 65 & Over CB Credits	Post-Annex Total CB Credits	Total Post-Annex CB Credits Increase
Sutor, Mark A	53-08-14-105-902.000-008		2	N	\$ -	\$ -	\$ -	\$ -	\$ 5,785.50	\$ -	\$ -	\$ 5,785.50	\$ 5,785.50
Dyer, Pamela J Trust	53-08-14-108-007.000-008	2156	2	N	\$ -	\$ -	\$ -	\$ -	\$ 4,296.91	\$ -	\$ -	\$ 4,296.91	\$ 4,296.91
Zhang, Xinhua & Yang Wang	53-08-14-108-004.000-008		2	N	\$ -	\$ -	\$ -	\$ -	\$ 2,161.55	\$ -	\$ -	\$ 2,161.55	\$ 2,161.55
Rios, Meinardo Cristobal	53-08-14-107-014.000-008	2156	2	N	\$ -	\$ -	\$ -	\$ -	\$ 2,931.89	\$ -	\$ -	\$ 2,931.89	\$ 2,931.89
Barnes, Steven W; English, Beth A	53-08-14-108-002.000-008	2274	2	N	\$ -	\$ -	\$ -	\$ -	\$ 2,093.94	\$ -	\$ -	\$ 2,093.94	\$ 2,093.94
Chao-Handel Family Trust	53-08-14-108-005.000-008		2	N	\$ -	\$ -	\$ -	\$ -	\$ 3,044.99	\$ -	\$ -	\$ 3,044.99	\$ 3,044.99
Shelby, Brandon & Jennifer	53-08-21-100-029.000-008	2298	2	N	\$ -	\$ -	\$ -	\$ -	\$ 883.01	\$ -	\$ -	\$ 883.01	\$ 883.01
Teddy Bear Real Estate LLC	53-08-21-100-010.000-008	1914	2	N	\$ -	\$ -	\$ -	\$ -	\$ -	\$ -	\$ -	\$ -	\$ -
Stumpner, Richard S Revocable Trust	53-08-14-300-004.000-008		2	N	\$ -	\$ -	\$ -	\$ -	\$ -	\$ 250.40	\$ -	\$ 250.40	\$ 250.40
Stewart, Roger Wm. & Patsy J.	53-08-14-102-003.000-008		2	N	\$ -	\$ -	\$ -	\$ -	\$ 59.08	\$ -	\$ -	\$ 59.08	\$ 59.08
Jindal, Niket & Priti	53-08-14-108-008.000-008		2	N	\$ -	\$ -	\$ -	\$ -	\$ 2,886.33	\$ -	\$ -	\$ 2,886.33	\$ 2,886.33
Bucchi, Toney Michael & Marilyn K	53-08-14-108-009.000-008	2152	2	N	\$ -	\$ -	\$ -	\$ -	\$ 3,404.98	\$ -	\$ -	\$ 3,404.98	\$ 3,404.98
Todd, Kevin L & Danielle D	53-08-14-108-003.000-008	2152	2	N	\$ -	\$ -	\$ -	\$ -	\$ 2,986.01	\$ -	\$ -	\$ 2,986.01	\$ 2,986.01
Erusa, Ranjith & Jyothi	53-08-14-107-013.000-008	2152	2	N	\$ -	\$ -	\$ -	\$ -	\$ -	\$ -	\$ -	\$ -	\$ -
Croft, David K & Jennifer L	53-08-21-100-082.000-008	2263	2	N	\$ -	\$ -	\$ -	\$ -	\$ -	\$ -	\$ -	\$ -	\$ -
Croft, David K & Jennifer L	53-08-21-100-003.000-008		2	N	\$ -	\$ -	\$ -	\$ -	\$ -	\$ -	\$ -	\$ -	\$ -
Sanders Rental & Investment Propeties LLC	53-08-28-200-024.000-008		2	N	\$ -	\$ -	\$ -	\$ -	\$ -	\$ 275.06	\$ -	\$ 275.06	\$ 275.06
Borden, Richard L & Rebecca A	53-08-16-300-004.000-008		2	N	\$ -	\$ -	\$ -	\$ -	\$ -	\$ -	\$ -	\$ -	\$ -
Rosenthal, Karen & Brian DeSalvo	53-08-01-400-174.000-008	2039	2	N	\$ -	\$ -	\$ -	\$ -	\$ 1,028.73	\$ -	\$ -	\$ 1,028.73	\$ 1,028.73
Jackson, Chad Aaron & Staci Elizabeth	53-08-21-200-106.000-008	2436	2	N	\$ -	\$ -	\$ -	\$ -	\$ -	\$ -	\$ -	\$ -	\$ -
Yu, Xiaoling; Wu, Zhixin	53-08-21-200-093.000-008		2	N	\$ -	\$ -	\$ -	\$ -	\$ -	\$ 316.58	\$ -	\$ 316.58	\$ 316.58
Davis, Charles E	53-08-21-200-133.000-008	1431	2	N	\$ -	\$ -	\$ -	\$ -	\$ -	\$ -	\$ -	\$ -	\$ -
Prather, Rex A & Susan D	53-08-21-200-103.000-008	1405	2	N	\$ -	\$ -	\$ -	\$ -	\$ -	\$ -	\$ -	\$ -	\$ -
Ham, Ronald Ray & Sandra Lynn	53-08-21-200-034.000-008		2	N	\$ -	\$ -	\$ -	\$ -	\$ -	\$ -	\$ -	\$ -	\$ -
Lindsay, Nancy D Revocable Living Trust w/life estate	53-08-21-200-031.000-008		2	N	\$ -	\$ -	\$ -	\$ -	\$ -	\$ -	\$ -	\$ -	\$ -
Barnett, Danna J	53-08-21-200-027.000-008	1423	2	N	\$ -	\$ -	\$ -	\$ -	\$ -	\$ -	\$ -	\$ -	\$ -
Polanski, Eamon	53-08-21-200-012.000-008	1647	2	N	\$ -	\$ -	\$ -	\$ -	\$ -	\$ -	\$ -	\$ -	\$ -
Gateley, Elizabeth	53-08-21-200-091.000-008	1535	2	N	\$ -	\$ -	\$ -	\$ -	\$ -	\$ -	\$ -	\$ -	\$ -
Colvin, Ronald L & Charlotte A	53-08-21-200-090.000-008	1464	2	N	\$ -	\$ -	\$ -	\$ -	\$ -	\$ -	\$ -	\$ -	\$ -
Coopridger, Carl W & Thelma L Trust	53-08-21-200-021.000-008	2435	2	N	\$ -	\$ -	\$ 218.00	\$ 218.00	\$ -	\$ -	\$ 613.18	\$ 613.18	\$ 395.18
Jordan, Pamela K	53-08-21-200-094.000-008	1445	2	N	\$ -	\$ -	\$ -	\$ -	\$ -	\$ -	\$ -	\$ -	\$ -
Patton, Robert R & Paula E	53-08-21-200-022.000-008	1450	2	N	\$ -	\$ -	\$ -	\$ -	\$ -	\$ -	\$ -	\$ -	\$ -
Gucinski, Jason Anthony	53-08-21-200-099.000-008	1591	2	N	\$ -	\$ -	\$ -	\$ -	\$ -	\$ -	\$ -	\$ -	\$ -
Sciscoe, Loren K	53-08-21-200-128.000-008	1402	2	N	\$ -	\$ -	\$ -	\$ -	\$ -	\$ -	\$ -	\$ -	\$ -
White, Benjamin	53-08-21-200-010.000-008	1411	2	N	\$ -	\$ -	\$ -	\$ -	\$ -	\$ 248.50	\$ -	\$ 248.50	\$ 248.50
Summitt, Steven T	53-08-21-200-039.000-008	1601	2	N	\$ -	\$ -	\$ -	\$ -	\$ -	\$ -	\$ -	\$ -	\$ -
Patterson, Scott	53-08-21-200-033.000-008	1546	2	N	\$ -	\$ -	\$ -	\$ -	\$ -	\$ -	\$ -	\$ -	\$ -
Five Bamboos Holding Company LLC,	53-08-21-200-148.000-008	1647	2	N	\$ -	\$ -	\$ -	\$ -	\$ -	\$ -	\$ -	\$ -	\$ -
Quality Realty & Development LLC	53-08-21-200-144.000-008	1647	2	N	\$ -	\$ -	\$ -	\$ -	\$ -	\$ -	\$ -	\$ -	\$ -
Southcrest Estates LLC	53-08-21-200-108.000-008		2	N	\$ -	\$ -	\$ -	\$ -	\$ -	\$ 4,246.87	\$ -	\$ 4,246.87	\$ 4,246.87
Moulden, Bruce Edward & Mary Anne	53-08-21-200-132.000-008		2	N	\$ -	\$ -	\$ -	\$ -	\$ 345.59	\$ -	\$ -	\$ 345.59	\$ 345.59
Garrison, Debra L	53-08-29-107-008.000-008	1300	2	N	\$ -	\$ -	\$ -	\$ -	\$ -	\$ -	\$ -	\$ -	\$ -
Hull, Michael T & Linda	53-08-29-107-012.000-008	1300	2	N	\$ -	\$ -	\$ -	\$ -	\$ -	\$ -	\$ -	\$ -	\$ -

City of Bloomington

Area #2: South-East Annexation Area - Circuit Breaker Impacts Analysis

Owner Name	Parcel #	Waiver	Annexation Area	AG	Pre-Annex 1% CB Credits	Pre-Annex 2% CB Credits	Pre-Annex 65 & Over CB Credits	Pre-Annex Total CB Credits	Post-Annex 1% CB Credits	Post-Annex 2% CB Credits	Post-Annex 65 & Over CB Credits	Post-Annex Total CB Credits	Total Post-Annex CB Credits Increase
Clemons, Ryan Scott & Kayla Danielle	53-08-29-107-004.000-008	1300	2	N	\$ -	\$ -	\$ -	\$ -	\$ -	\$ -	\$ -	\$ -	\$ -
Tafoya, John & Claire	53-08-01-400-166.000-008	2039	2	N	\$ -	\$ -	\$ -	\$ -	\$ 1,402.20	\$ -	\$ -	\$ 1,402.20	\$ 1,402.20
Hendryx, Michael S & Juhua Luo	53-08-01-100-102.000-008	2039	2	N	\$ -	\$ -	\$ -	\$ -	\$ 1,082.57	\$ -	\$ -	\$ 1,082.57	\$ 1,082.57
Good, Brian S & Michele	53-08-01-400-175.000-008	2039	2	N	\$ -	\$ -	\$ -	\$ -	\$ 782.39	\$ -	\$ -	\$ 782.39	\$ 782.39
Bobrowsky, Patricia J & Stuart A	53-08-01-400-157.000-008	2039	2	N	\$ -	\$ -	\$ -	\$ -	\$ 1,169.09	\$ -	\$ -	\$ 1,169.09	\$ 1,169.09
Mattioli, Michael & Kimberly	53-08-01-400-160.000-008	2039	2	N	\$ -	\$ -	\$ -	\$ -	\$ 1,020.45	\$ -	\$ -	\$ 1,020.45	\$ 1,020.45
Messing, Katherine R & Wehner, Michael J	53-08-01-400-120.000-008	2039	2	N	\$ -	\$ -	\$ -	\$ -	\$ 801.02	\$ -	\$ -	\$ 801.02	\$ 801.02
Luginbill, James Craig & Sandra Kay	53-08-01-400-146.000-008	2039	2	N	\$ -	\$ -	\$ -	\$ -	\$ 720.29	\$ -	\$ -	\$ 720.29	\$ 720.29
Pound, James G & Ramona D	53-08-01-400-132.000-008	2076	2	N	\$ -	\$ -	\$ -	\$ -	\$ 293.51	\$ -	\$ -	\$ 293.51	\$ 293.51
Chapman, Robert F & Susan M	53-08-01-400-141.000-008	2076	2	N	\$ -	\$ -	\$ -	\$ -	\$ 724.02	\$ -	\$ -	\$ 724.02	\$ 724.02
Wasson, Ryan & Lori	53-08-01-400-119.000-008	2076	2	N	\$ -	\$ -	\$ -	\$ -	\$ 613.04	\$ -	\$ -	\$ 613.04	\$ 613.04
Cline, Karen B Revocable Trust	53-08-01-400-155.000-008	2076	2	N	\$ -	\$ -	\$ -	\$ -	\$ 904.53	\$ -	\$ -	\$ 904.53	\$ 904.53
Pikaard, Craig S & Diane J Revocable Living Trust	53-08-01-400-158.000-008	2076	2	N	\$ -	\$ -	\$ -	\$ -	\$ 1,629.50	\$ -	\$ -	\$ 1,629.50	\$ 1,629.50
Johnson, G Kent I & Diane	53-08-01-400-140.000-008	2076	2	N	\$ -	\$ -	\$ -	\$ -	\$ 579.10	\$ -	\$ -	\$ 579.10	\$ 579.10
Klingelhoffer, Kit & Rita A	53-08-01-400-110.000-008	2076	2	N	\$ -	\$ -	\$ -	\$ -	\$ 997.28	\$ -	\$ -	\$ 997.28	\$ 997.28
Crump, Michael P & Suzanne A	53-08-01-400-127.000-008	2076	2	N	\$ -	\$ -	\$ -	\$ -	\$ 548.05	\$ -	\$ -	\$ 548.05	\$ 548.05
Whitaker, Robert E & Brenda L	53-08-01-400-171.000-008	2076	2	N	\$ -	\$ -	\$ -	\$ -	\$ 1,030.40	\$ -	\$ -	\$ 1,030.40	\$ 1,030.40
Kernodle, Marc A & Lisa C	53-08-01-400-169.000-008	2076	2	N	\$ -	\$ -	\$ -	\$ -	\$ 1,057.72	\$ -	\$ -	\$ 1,057.72	\$ 1,057.72
Sauer, James R & Helen L	53-08-01-400-134.000-008	2076	2	N	\$ -	\$ -	\$ -	\$ -	\$ 687.98	\$ -	\$ -	\$ 687.98	\$ 687.98
Crigler, Eric Fletcher & Lee Ann	53-08-01-400-138.000-008	2076	2	N	\$ -	\$ -	\$ -	\$ -	\$ 899.56	\$ -	\$ -	\$ 899.56	\$ 899.56
Dirks, Bram & Son In Shirley Go	53-08-01-400-139.000-008	2076	2	N	\$ -	\$ -	\$ -	\$ -	\$ 1,257.70	\$ -	\$ -	\$ 1,257.70	\$ 1,257.70
Deckard, Christopher D	53-08-29-107-001.000-008	1300	2	N	\$ -	\$ -	\$ -	\$ -	\$ -	\$ -	\$ -	\$ -	\$ -
Kernan, Dan	53-08-29-107-003.000-008	1300	2	N	\$ -	\$ -	\$ -	\$ -	\$ -	\$ -	\$ -	\$ -	\$ -
Foust, Joel W & Kimberly A	53-08-29-107-005.000-008	1300	2	N	\$ -	\$ -	\$ -	\$ -	\$ -	\$ -	\$ -	\$ -	\$ -
Chastain, Douglas R & Rebecca C	53-08-29-107-002.000-008	1300	2	N	\$ -	\$ -	\$ -	\$ -	\$ -	\$ -	\$ -	\$ -	\$ -
Mosier, Robert K II & Susan J	53-08-29-107-009.000-008	1300	2	N	\$ -	\$ -	\$ -	\$ -	\$ -	\$ -	\$ -	\$ -	\$ -
Montgomery, Michael A	53-08-29-107-010.000-008	1300	2	N	\$ -	\$ -	\$ -	\$ -	\$ -	\$ -	\$ -	\$ -	\$ -
Lucas, Sharon K	53-08-29-107-007.000-008	1300	2	N	\$ -	\$ -	\$ -	\$ -	\$ -	\$ -	\$ -	\$ -	\$ -
Reynolds, Madonna K.	53-08-29-107-011.000-008	1300	2	N	\$ -	\$ -	\$ -	\$ -	\$ -	\$ -	\$ -	\$ -	\$ -
Lucas, Philip J	53-08-29-105-003.000-008	1300	2	N	\$ -	\$ -	\$ -	\$ -	\$ -	\$ -	\$ -	\$ -	\$ -
Collier, Ivan K	53-08-29-105-005.000-008	1300	2	N	\$ -	\$ -	\$ -	\$ -	\$ -	\$ -	\$ -	\$ -	\$ -
Monroe-Cook, Jessica L	53-08-29-105-013.000-008	1300	2	N	\$ -	\$ -	\$ -	\$ -	\$ -	\$ -	\$ -	\$ -	\$ -
Redman, Miranda D	53-08-29-105-002.000-008	1300	2	N	\$ -	\$ -	\$ -	\$ -	\$ -	\$ -	\$ -	\$ -	\$ -
Taylor, Rebekah L	53-08-29-105-008.000-008	1300	2	N	\$ -	\$ -	\$ -	\$ -	\$ -	\$ -	\$ -	\$ -	\$ -
Flater, David M & Karen L	53-08-29-105-010.000-008	1300	2	N	\$ -	\$ -	\$ -	\$ -	\$ -	\$ -	\$ -	\$ -	\$ -
Hedrick, Linda F.	53-08-29-105-007.000-008	1300	2	N	\$ -	\$ -	\$ -	\$ -	\$ -	\$ -	\$ -	\$ -	\$ -
Welty, Nancy Livingston	53-08-29-105-009.000-008	1300	2	N	\$ -	\$ -	\$ -	\$ -	\$ -	\$ -	\$ -	\$ -	\$ -
Gragg, DeWayne H	53-08-29-105-006.000-008	1300	2	N	\$ -	\$ -	\$ -	\$ -	\$ -	\$ -	\$ -	\$ -	\$ -
Weitkamp, Matthew J	53-08-29-105-011.000-008	1300	2	N	\$ -	\$ -	\$ -	\$ -	\$ -	\$ -	\$ -	\$ -	\$ -
Wills, Morgan L	53-08-29-105-015.000-008	1300	2	N	\$ -	\$ -	\$ -	\$ -	\$ -	\$ -	\$ -	\$ -	\$ -
Irwin, Paul & Marilyn	53-08-14-300-021.000-008		2	N	\$ -	\$ -	\$ -	\$ -	\$ 10.63	\$ -	\$ -	\$ 10.63	\$ 10.63
Brocklehurst, Elizabeth I & Mark J	53-08-21-100-052.000-008		2	N	\$ -	\$ -	\$ -	\$ -	\$ -	\$ -	\$ -	\$ -	\$ -
Reeves, Jane M	53-08-21-200-013.000-008		2	N	\$ -	\$ -	\$ -	\$ -	\$ -	\$ -	\$ -	\$ -	\$ -
Schuster, Stephen R	53-08-21-100-007.000-008		2	N	\$ -	\$ -	\$ -	\$ -	\$ -	\$ 203.40	\$ -	\$ 203.40	\$ 203.40
Schuster, Stephen R	53-08-21-100-005.000-008		2	N	\$ -	\$ -	\$ -	\$ -	\$ -	\$ -	\$ -	\$ -	\$ -
Doraci, Bledar S & Edita L	53-08-21-100-024.000-008		2	N	\$ -	\$ -	\$ -	\$ -	\$ 560.89	\$ -	\$ -	\$ 560.89	\$ 560.89
Helton, Daniel K & Elizabeth S	53-08-20-400-015.000-008		2	N	\$ -	\$ -	\$ -	\$ -	\$ -	\$ 307.94	\$ -	\$ 307.94	\$ 307.94

City of Bloomington

Area #2: South-East Annexation Area - Circuit Breaker Impacts Analysis

Owner Name	Parcel #	Waiver	Annexation Area	AG	Pre-Annex 1% CB Credits	Pre-Annex 2% CB Credits	Pre-Annex 65 & Over CB Credits	Pre-Annex Total CB Credits	Post-Annex 1% CB Credits	Post-Annex 2% CB Credits	Post-Annex 65 & Over CB Credits	Post-Annex Total CB Credits	Total Post-Annex CB Credits Increase
Ratliff, Mary Burch	53-08-11-101-034.000-008		2	N	\$ -	\$ -	\$ -	\$ -	\$ -	\$ -	\$ -	\$ -	\$ -
Terrell, Brenda J	53-08-21-100-043.000-008		2	N	\$ -	\$ -	\$ -	\$ -	\$ -	\$ -	\$ -	\$ -	\$ -
Gardner, Mark Alan & Candy Pinkston	53-08-21-100-048.000-008		2	N	\$ -	\$ -	\$ 183.00	\$ 183.00	\$ -	\$ -	\$ 856.51	\$ 856.51	\$ 673.51
Long, David & Patricia A	53-08-20-403-010.000-008		2	N	\$ -	\$ -	\$ -	\$ -	\$ -	\$ -	\$ -	\$ -	\$ -
McAuley, James Livingston & Esther R.	53-08-01-100-031.000-008		2	N	\$ -	\$ -	\$ -	\$ -	\$ 365.05	\$ -	\$ -	\$ 365.05	\$ 365.05
Tobey, Matthew W & Dorazewski, Lisa M	53-08-21-400-043.000-008		2	N	\$ -	\$ -	\$ -	\$ -	\$ -	\$ -	\$ -	\$ -	\$ -
Wray, James B	53-08-16-300-008.000-008		2	N	\$ -	\$ -	\$ -	\$ -	\$ -	\$ -	\$ -	\$ -	\$ -
Monroe Co Community School Corp	53-08-20-402-005.000-008		2	N	\$ -	\$ -	\$ -	\$ -	\$ -	\$ -	\$ -	\$ -	\$ -
Monroe Co Community School Corp	53-08-20-400-041.000-008		2	N	\$ -	\$ -	\$ -	\$ -	\$ -	\$ -	\$ -	\$ -	\$ -
Monroe Co Community School Corp	53-08-20-400-044.000-008		2	N	\$ -	\$ -	\$ -	\$ -	\$ -	\$ -	\$ -	\$ -	\$ -
MCCSC 1996 School Building Corporation	53-08-20-400-031.000-008		2	N	\$ -	\$ -	\$ -	\$ -	\$ -	\$ -	\$ -	\$ -	\$ -
Sterling Woods II Inc	53-08-24-301-009.000-008	2360	2	N	\$ -	\$ -	\$ -	\$ -	\$ -	\$ -	\$ -	\$ -	\$ -
Sterling Woods II Inc	53-08-24-301-002.000-008	2360	2	N	\$ -	\$ -	\$ -	\$ -	\$ -	\$ -	\$ -	\$ -	\$ -
Sterling Woods II Inc	53-08-24-301-013.000-008	2360	2	N	\$ -	\$ -	\$ -	\$ -	\$ -	\$ -	\$ -	\$ -	\$ -
Sterling Woods II Inc	53-08-24-301-025.000-008	2360	2	N	\$ -	\$ -	\$ -	\$ -	\$ -	\$ -	\$ -	\$ -	\$ -
Sterling Woods II Inc	53-08-24-301-012.000-008	2360	2	N	\$ -	\$ -	\$ -	\$ -	\$ -	\$ -	\$ -	\$ -	\$ -
Sterling Woods II Inc	53-08-24-301-026.000-008	2360	2	N	\$ -	\$ -	\$ -	\$ -	\$ -	\$ -	\$ -	\$ -	\$ -
Sterling Woods II Inc	53-08-24-301-006.000-008	2360	2	N	\$ -	\$ -	\$ -	\$ -	\$ -	\$ -	\$ -	\$ -	\$ -
Sterling Woods II Inc	53-08-24-301-018.000-008	2360	2	N	\$ -	\$ -	\$ -	\$ -	\$ -	\$ -	\$ -	\$ -	\$ -
Sterling Woods II Inc	53-08-24-301-021.000-008	2360	2	N	\$ -	\$ -	\$ -	\$ -	\$ -	\$ -	\$ -	\$ -	\$ -
Sterling Woods II Inc	53-08-24-301-038.000-008	2360	2	N	\$ -	\$ -	\$ -	\$ -	\$ -	\$ -	\$ -	\$ -	\$ -
Sterling Woods II Inc	53-01-43-513-595.000-008	2360	2	N	\$ -	\$ -	\$ -	\$ -	\$ -	\$ -	\$ -	\$ -	\$ -
Sterling Woods II Inc	53-01-43-513-597.000-008	2360	2	N	\$ -	\$ -	\$ -	\$ -	\$ -	\$ -	\$ -	\$ -	\$ -
Barkley, Mark	53-01-43-513-599.000-008	2360	2	N	\$ -	\$ -	\$ -	\$ -	\$ -	\$ -	\$ -	\$ -	\$ -
Roy, Vijay P & Sapana	53-01-43-513-600.000-008	2360	2	N	\$ -	\$ -	\$ -	\$ -	\$ 3,457.72	\$ -	\$ -	\$ 3,457.72	\$ 3,457.72
Sterling Woods II Inc	53-01-43-513-601.000-008	2360	2	N	\$ -	\$ -	\$ -	\$ -	\$ -	\$ -	\$ -	\$ -	\$ -
Sterling Woods II Inc	53-08-23-401-023.000-008	2360	2	N	\$ -	\$ -	\$ -	\$ -	\$ -	\$ -	\$ -	\$ -	\$ -
Andry, James Matthew & Madelin Rose	53-08-23-401-037.000-008	2360	2	N	\$ -	\$ -	\$ -	\$ -	\$ 3,955.64	\$ -	\$ -	\$ 3,955.64	\$ 3,955.64
Sterling Woods II Inc	53-08-23-401-017.000-008	2360	2	N	\$ -	\$ -	\$ -	\$ -	\$ -	\$ -	\$ -	\$ -	\$ -
Matharu, Rajinder P & Jyothi	53-08-23-401-019.000-008	2360	2	N	\$ -	\$ -	\$ -	\$ -	\$ 3,516.86	\$ -	\$ -	\$ 3,516.86	\$ 3,516.86
Bomba, Christopher C	53-08-23-401-062.000-008	2360	2	N	\$ -	\$ -	\$ -	\$ -	\$ 2,805.08	\$ -	\$ -	\$ 2,805.08	\$ 2,805.08
Reck, Ruth A Revocable Trust	53-08-23-401-063.000-008	2360	2	N	\$ -	\$ -	\$ -	\$ -	\$ 3,032.60	\$ -	\$ -	\$ 3,032.60	\$ 3,032.60
Haerberle, David C & Beth H	53-08-23-401-022.000-008	2360	2	N	\$ -	\$ -	\$ -	\$ -	\$ -	\$ -	\$ -	\$ -	\$ -
Monson, Bruce N & Patricia A	53-08-23-401-002.000-008	2360	2	N	\$ -	\$ -	\$ -	\$ -	\$ 2,625.67	\$ -	\$ -	\$ 2,625.67	\$ 2,625.67
Monson, Bruce N & Patricia A	53-08-23-401-044.000-008	2360	2	N	\$ -	\$ -	\$ -	\$ -	\$ -	\$ -	\$ -	\$ -	\$ -
Furr, Lance A & Jamie R	53-08-22-200-024.000-008	2209	2	N	\$ -	\$ -	\$ -	\$ -	\$ 4,102.54	\$ -	\$ -	\$ 4,102.54	\$ 4,102.54
HHI 1418 Rhorer LLC	53-08-21-101-002.000-008	2478	2	N	\$ -	\$ -	\$ -	\$ -	\$ -	\$ -	\$ -	\$ -	\$ -
Howard, David	53-08-21-101-001.000-008		2	N	\$ -	\$ -	\$ -	\$ -	\$ -	\$ 890.09	\$ -	\$ 890.09	\$ 890.09
Tibetan Cultural Center, Inc. C/o Thumpton Norbu	53-08-23-100-010.000-008		2	N	\$ -	\$ -	\$ -	\$ -	\$ -	\$ -	\$ -	\$ -	\$ -
Watkins, Robert B & Ronda J	53-08-21-100-056.000-008		2	N	\$ -	\$ -	\$ -	\$ -	\$ -	\$ -	\$ -	\$ -	\$ -
Stidd, Larry T & Rebecca S	53-08-29-100-002.000-008	1897	2	N	\$ -	\$ -	\$ -	\$ -	\$ -	\$ 194.54	\$ -	\$ 194.54	\$ 194.54
Perry, Joseph R & Heather M	53-08-21-200-137.000-008		2	N	\$ -	\$ -	\$ -	\$ -	\$ -	\$ -	\$ -	\$ -	\$ -

City of Bloomington

Area #2: South-East Annexation Area - Circuit Breaker Impacts Analysis

Owner Name	Parcel #	Waiver	Annexation Area	AG	Pre-Annex 1% CB Credits	Pre-Annex 2% CB Credits	Pre-Annex 65 & Over CB Credits	Pre-Annex Total CB Credits	Post-Annex 1% CB Credits	Post-Annex 2% CB Credits	Post-Annex 65 & Over CB Credits	Post-Annex Total CB Credits	Total Post-Annex CB Credits Increase
Stines, Craig L	53-08-21-100-113.000-008		2	N	\$ -	\$ -	\$ -	\$ -	\$ -	\$ -	\$ -	\$ -	\$ -
SOMO Development Company LLC	53-08-21-200-108.002-008		2	N	\$ -	\$ -	\$ -	\$ -	\$ -	\$ -	\$ -	\$ -	\$ -
Southcrest Estates LLC	53-08-20-100-055.000-008		2	N	\$ -	\$ -	\$ -	\$ -	\$ -	\$ 2,255.06	\$ -	\$ 2,255.06	\$ 2,255.06
SOMO Development Company LLC	53-08-20-100-055.002-008		2	N	\$ -	\$ -	\$ -	\$ -	\$ -	\$ -	\$ -	\$ -	\$ -
Burgess, Robert A & Debbie L	53-08-15-405-003.000-008		2	N	\$ -	\$ -	\$ -	\$ -	\$ 595.26	\$ -	\$ -	\$ 595.26	\$ 595.26
Shackelford, Scott J & Emily M	53-08-15-405-005.000-008		2	N	\$ -	\$ -	\$ -	\$ -	\$ 982.37	\$ -	\$ -	\$ 982.37	\$ 982.37
Stewart, Kenneth	53-08-15-405-002.000-008		2	N	\$ -	\$ -	\$ -	\$ -	\$ 738.92	\$ -	\$ -	\$ 738.92	\$ 738.92
Eno, Robert J Revocable Trust	53-08-15-405-001.000-008		2	N	\$ -	\$ -	\$ -	\$ -	\$ 758.79	\$ -	\$ -	\$ 758.79	\$ 758.79
Houston, Howard & Laura	53-08-15-405-006.000-008		2	N	\$ -	\$ -	\$ -	\$ -	\$ 779.92	\$ -	\$ -	\$ 779.92	\$ 779.92
Schuster, Stephen R	53-08-15-404-001.000-008		2	N	\$ -	\$ -	\$ -	\$ -	\$ 235.04	\$ -	\$ -	\$ 235.04	\$ 235.04
Innes, Roger W & Karen J Jepson-Innes	53-08-15-404-002.000-008		2	N	\$ -	\$ -	\$ -	\$ -	\$ 857.75	\$ -	\$ -	\$ 857.75	\$ 857.75
Naguib, Tamer & Loreen Hanna	53-08-01-400-135.000-008	2076	2	N	\$ -	\$ -	\$ -	\$ -	\$ 955.86	\$ -	\$ -	\$ 955.86	\$ 955.86
Ramm, Ellen Marie	53-08-01-400-068.000-008	2076	2	N	\$ -	\$ -	\$ -	\$ -	\$ 538.94	\$ -	\$ -	\$ 538.94	\$ 538.94
Stimson, Justin & Mary Byrde	53-08-01-400-123.000-008	2076	2	N	\$ -	\$ -	\$ -	\$ -	\$ 692.13	\$ -	\$ -	\$ 692.13	\$ 692.13
Hicks, Jonathan R; Armstrong, Sarah E	53-08-01-400-113.000-008	2076	2	N	\$ -	\$ -	\$ -	\$ -	\$ 986.51	\$ -	\$ -	\$ 986.51	\$ 986.51
Smithville Telephone Co	53-01-42-535-010.000-008		2	N	\$ -	\$ -	\$ -	\$ -	\$ -	\$ -	\$ -	\$ -	\$ -
McDevitt, Daniel M. & Paula M.	53-08-14-100-016.000-008		2	N	\$ -	\$ -	\$ -	\$ -	\$ 453.24	\$ -	\$ -	\$ 453.24	\$ 453.24
May, Paul B & Teresa R	53-08-14-100-025.000-008		2	N	\$ -	\$ -	\$ -	\$ -	\$ -	\$ -	\$ -	\$ -	\$ -
Crain, Mark M. II & Eileen U.	53-08-14-100-002.000-008		2	N	\$ -	\$ -	\$ -	\$ -	\$ -	\$ -	\$ -	\$ -	\$ -
Niedbalski, Frances A	53-08-29-105-014.000-008	1300	2	N	\$ -	\$ -	\$ -	\$ -	\$ -	\$ 197.11	\$ -	\$ 197.11	\$ 197.11
Hyde, Jerry L & Esther J	53-08-29-105-001.000-008	1300	2	N	\$ -	\$ -	\$ -	\$ -	\$ -	\$ 197.32	\$ -	\$ 197.32	\$ 197.32
Miller, James A & Julie A	53-08-29-105-004.000-008	1300	2	N	\$ -	\$ -	\$ -	\$ -	\$ -	\$ -	\$ -	\$ -	\$ -
Stark, Amy M	53-08-29-105-012.000-008	1300	2	N	\$ -	\$ -	\$ -	\$ -	\$ -	\$ -	\$ -	\$ -	\$ -
Anderson, Leslie	53-08-29-101-009.000-008	1300	2	N	\$ -	\$ -	\$ -	\$ -	\$ -	\$ -	\$ -	\$ -	\$ -
Armstrong, Amanda Lee; Jourdan, Matthew Cory	53-08-29-101-016.000-008	1300	2	N	\$ -	\$ -	\$ -	\$ -	\$ -	\$ -	\$ -	\$ -	\$ -
Dabbagh, Leila H Revocable Trust	53-08-01-400-172.000-008	2076	2	N	\$ -	\$ -	\$ -	\$ -	\$ 689.24	\$ -	\$ -	\$ 689.24	\$ 689.24
McDougall, James R Revocable Living Trust	53-08-01-400-144.000-008	2076	2	N	\$ -	\$ -	\$ -	\$ -	\$ 771.63	\$ -	\$ -	\$ 771.63	\$ 771.63
Coyne, Lynn H & Ute M	53-01-42-248-345.000-008	2181	2	N	\$ -	\$ -	\$ -	\$ -	\$ 807.24	\$ -	\$ -	\$ 807.24	\$ 807.24
Barton, Keith C & Shaunna L Scott	53-01-42-248-346.000-008	2181	2	N	\$ -	\$ -	\$ -	\$ -	\$ 1,063.51	\$ -	\$ -	\$ 1,063.51	\$ 1,063.51
Jackson, Steven Craig	53-01-42-248-347.000-008	2181	2	N	\$ -	\$ -	\$ -	\$ -	\$ 712.01	\$ -	\$ -	\$ 712.01	\$ 712.01
Tryba, Christopher R & Charmianne D	53-01-42-248-348.000-008	2186	2	N	\$ -	\$ -	\$ -	\$ -	\$ 1,117.35	\$ -	\$ -	\$ 1,117.35	\$ 1,117.35
Farrell, Joseph F & Trisha L	53-01-42-248-349.000-008	2186	2	N	\$ -	\$ -	\$ -	\$ -	\$ 1,062.27	\$ -	\$ -	\$ 1,062.27	\$ 1,062.27
Hellums, Roger D & Sherri Anne	53-01-42-248-350.000-008	2186	2	N	\$ -	\$ -	\$ -	\$ -	\$ 683.02	\$ -	\$ -	\$ 683.02	\$ 683.02
Dyer, Mary E Revocable Living Trust	53-01-42-248-351.000-008	2186	2	N	\$ -	\$ -	\$ -	\$ -	\$ 680.55	\$ -	\$ -	\$ 680.55	\$ 680.55
Jackson, S Craig Jr & Meighan H Scott- Jackson	53-01-42-248-352.000-008	2185	2	N	\$ -	\$ -	\$ -	\$ -	\$ 900.38	\$ -	\$ -	\$ 900.38	\$ 900.38
Butcher, Barbara Rogers	53-01-42-248-353.000-008	2185	2	N	\$ -	\$ -	\$ -	\$ -	\$ -	\$ 1,049.65	\$ -	\$ 1,049.65	\$ 1,049.65
Gress, William J & Robin Roy	53-01-42-248-354.000-008	2185	2	N	\$ -	\$ -	\$ -	\$ -	\$ 1,280.47	\$ -	\$ -	\$ 1,280.47	\$ 1,280.47
Wampler, Jon A & Nada Jandrich	53-01-42-248-355.000-008	2185	2	N	\$ -	\$ -	\$ -	\$ -	\$ 1,216.71	\$ -	\$ -	\$ 1,216.71	\$ 1,216.71
Sullivan, Tanya B	53-01-42-248-356.000-008	2184	2	N	\$ -	\$ -	\$ -	\$ -	\$ 1,266.82	\$ -	\$ -	\$ 1,266.82	\$ 1,266.82
Whitesel, Ivan Lee & Martha Sue	53-01-42-248-357.000-008	2184	2	N	\$ -	\$ -	\$ -	\$ -	\$ 985.67	\$ -	\$ -	\$ 985.67	\$ 985.67
Nawab, Shafik & Marzia	53-01-42-248-358.000-008	2184	2	N	\$ -	\$ -	\$ -	\$ -	\$ 1,400.54	\$ -	\$ -	\$ 1,400.54	\$ 1,400.54
Gutierrez, Alberto D Ramos; Ulloa, Susane Vasgas	53-01-42-248-359.000-008	2184	2	N	\$ -	\$ -	\$ -	\$ -	\$ 906.18	\$ -	\$ -	\$ 906.18	\$ 906.18
Long, Andrew D & Alanna K	53-08-29-101-006.000-008	1300	2	N	\$ -	\$ -	\$ -	\$ -	\$ -	\$ -	\$ -	\$ -	\$ -

City of Bloomington

Area #2: South-East Annexation Area - Circuit Breaker Impacts Analysis

Owner Name	Parcel #	Waiver	Annexation Area	AG	Pre-Annex 1% CB Credits	Pre-Annex 2% CB Credits	Pre-Annex 65 & Over CB Credits	Pre-Annex Total CB Credits	Post-Annex 1% CB Credits	Post-Annex 2% CB Credits	Post-Annex 65 & Over CB Credits	Post-Annex Total CB Credits	Total Post-Annex CB Credits Increase
McGovern, Joshua J. & Sara B.	53-08-29-101-017.000-008	1300	2	N	\$ -	\$ -	\$ -	\$ -	\$ -	\$ -	\$ -	\$ -	\$ -
Deckard, Ana Maria	53-08-29-101-013.000-008	1300	2	N	\$ -	\$ -	\$ -	\$ -	\$ -	\$ -	\$ -	\$ -	\$ -
Boyer, William E	53-08-29-101-015.000-008	1300	2	N	\$ -	\$ -	\$ -	\$ -	\$ -	\$ -	\$ -	\$ -	\$ -
Eads, Brooke A	53-08-29-101-008.000-008	1300	2	N	\$ -	\$ -	\$ -	\$ -	\$ -	\$ -	\$ -	\$ -	\$ -
Atkinson, Thomas G	53-08-29-101-001.000-008	1300	2	N	\$ -	\$ -	\$ -	\$ -	\$ -	\$ -	\$ -	\$ -	\$ -
Lockridge, Terry L	53-08-29-101-002.000-008	1300	2	N	\$ -	\$ -	\$ -	\$ -	\$ -	\$ -	\$ -	\$ -	\$ -
Woods, Dwayne L & Helen L	53-08-29-101-003.000-008	1300	2	N	\$ -	\$ -	\$ -	\$ -	\$ -	\$ 195.63	\$ -	\$ 195.63	\$ 195.63
Denison, Dinah L	53-08-29-101-011.000-008	1300	2	N	\$ -	\$ -	\$ -	\$ -	\$ -	\$ 233.66	\$ -	\$ 233.66	\$ 233.66
Sturgeon, Carmen J.	53-08-29-101-004.000-008	1300	2	N	\$ -	\$ -	\$ -	\$ -	\$ -	\$ -	\$ -	\$ -	\$ -
LaCour, Daniel W; Miller, Melissa M	53-08-29-101-012.000-008	1300	2	N	\$ -	\$ -	\$ -	\$ -	\$ -	\$ -	\$ -	\$ -	\$ -
Ratliff, Katherine J.	53-08-29-101-005.000-008	1300	2	N	\$ -	\$ -	\$ -	\$ -	\$ -	\$ 201.32	\$ -	\$ 201.32	\$ 201.32
Shawcroft, Joy M	53-01-42-119-042.000-008	1300	2	N	\$ -	\$ -	\$ -	\$ -	\$ -	\$ -	\$ -	\$ -	\$ -
Brown, Daniel W & Marissa T	53-01-42-119-043.000-008	1300	2	N	\$ -	\$ -	\$ -	\$ -	\$ -	\$ -	\$ -	\$ -	\$ -
Rogers, Hailey M	53-01-42-119-044.000-008	1300	2	N	\$ -	\$ -	\$ -	\$ -	\$ -	\$ -	\$ -	\$ -	\$ -
Hampton, Suzanne L	53-08-29-101-010.000-008	1300	2	N	\$ -	\$ -	\$ -	\$ -	\$ -	\$ -	\$ -	\$ -	\$ -
Baker, Dorene	53-08-29-101-007.000-008	1300	2	N	\$ -	\$ -	\$ -	\$ -	\$ -	\$ -	\$ -	\$ -	\$ -
Oren, Jerad L & Tiffany A	53-08-21-100-083.000-008		2	N	\$ -	\$ -	\$ -	\$ -	\$ -	\$ -	\$ -	\$ -	\$ -
Jones, Mikael R & Roberts, Stephanie R	53-08-14-100-003.000-008		2	N	\$ -	\$ -	\$ -	\$ -	\$ 154.72	\$ -	\$ -	\$ 154.72	\$ 154.72
Plew, Theodore S & Lois J	53-08-20-403-006.000-008		2	N	\$ -	\$ -	\$ -	\$ -	\$ -	\$ -	\$ -	\$ -	\$ -
Plew, Theodore S & Lois J	53-08-20-400-025.000-008		2	N	\$ -	\$ -	\$ -	\$ -	\$ -	\$ -	\$ -	\$ -	\$ -
Decker, Tom J & Mary Ann	53-08-21-100-086.000-008		2	N	\$ -	\$ -	\$ -	\$ -	\$ -	\$ -	\$ -	\$ -	\$ -
Decker, Tom J & Mary Ann	53-08-21-100-047.000-008		2	N	\$ -	\$ -	\$ -	\$ -	\$ -	\$ 264.73	\$ -	\$ 264.73	\$ 264.73
Decker, Tom J & Mary Ann	53-08-21-100-042.000-008		2	N	\$ -	\$ -	\$ -	\$ -	\$ -	\$ -	\$ -	\$ -	\$ -
Monroe Co Community School Corp	53-08-20-400-067.000-008		2	N	\$ -	\$ -	\$ -	\$ -	\$ -	\$ -	\$ -	\$ -	\$ -
Turner, Scott & Kimberly Joint Revocable Living Trust	53-08-23-401-021.000-008	2360	2	N	\$ -	\$ -	\$ -	\$ -	\$ -	\$ -	\$ -	\$ -	\$ -
Turner, Scott & Kimberly Joint Revocable Living Trust	53-08-23-401-020.000-008	2360	2	N	\$ -	\$ -	\$ -	\$ -	\$ 2,321.45	\$ -	\$ -	\$ 2,321.45	\$ 2,321.45
Double Oak Properties, LLC	53-08-16-300-009.000-008		2	N	\$ -	\$ -	\$ -	\$ -	\$ -	\$ 519.56	\$ -	\$ 519.56	\$ 519.56
Perry, Clear Creek Fire Pro- Tecton District	53-08-16-300-021.000-008		2	N	\$ -	\$ -	\$ -	\$ -	\$ -	\$ -	\$ -	\$ -	\$ -
Smiley, Katherine & Clint A Buffington	53-08-01-100-049.000-008		2	N	\$ -	\$ -	\$ -	\$ -	\$ -	\$ -	\$ -	\$ -	\$ -
Board Of Commissioners Monroe County, The	53-08-21-200-069.000-008		2	N	\$ -	\$ -	\$ -	\$ -	\$ -	\$ -	\$ -	\$ -	\$ -
City Of Bloomington	53-08-21-200-001.000-008		2	N	\$ -	\$ -	\$ -	\$ -	\$ -	\$ -	\$ -	\$ -	\$ -
Underwood, Jason L & April Dawn	53-08-16-416-011.000-008		2	N	\$ -	\$ -	\$ -	\$ -	\$ 239.18	\$ -	\$ -	\$ 239.18	\$ 239.18
Wolter, Stephen A & Jamieson, Lynn M	53-08-16-416-002.000-008		2	N	\$ -	\$ -	\$ -	\$ -	\$ 524.86	\$ -	\$ -	\$ 524.86	\$ 524.86
Bowling, Lauralyn	53-08-16-416-017.000-008		2	N	\$ -	\$ -	\$ -	\$ -	\$ 321.57	\$ -	\$ -	\$ 321.57	\$ 321.57
Shields, Fred R	53-08-16-416-013.000-008		2	N	\$ -	\$ -	\$ -	\$ -	\$ 225.52	\$ -	\$ -	\$ 225.52	\$ 225.52
Luck, Dexter O III & Michelle Lynn Cox Luck	53-08-16-416-003.000-008		2	N	\$ -	\$ -	\$ -	\$ -	\$ 234.21	\$ -	\$ -	\$ 234.21	\$ 234.21
Cieply, Jeffrey J & Susan P	53-08-16-416-006.000-008		2	N	\$ -	\$ -	\$ -	\$ -	\$ 403.96	\$ -	\$ -	\$ 403.96	\$ 403.96
Heslin, Carole	53-08-16-416-020.000-008		2	N	\$ -	\$ -	\$ -	\$ -	\$ -	\$ 591.85	\$ -	\$ 591.85	\$ 591.85
Aders, Andrew W & Juliet J	53-08-16-416-005.000-008		2	N	\$ -	\$ -	\$ -	\$ -	\$ 280.58	\$ -	\$ -	\$ 280.58	\$ 280.58
Gillette, Frank M	53-08-16-416-019.000-008		2	N	\$ -	\$ -	\$ -	\$ -	\$ 211.85	\$ -	\$ -	\$ 211.85	\$ 211.85
Lucas, Matthew A & Jennifer	53-08-16-416-014.000-008		2	N	\$ -	\$ -	\$ -	\$ -	\$ 202.34	\$ -	\$ -	\$ 202.34	\$ 202.34

City of Bloomington

Area #2: South-East Annexation Area - Circuit Breaker Impacts Analysis

Owner Name	Parcel #	Waiver	Annexation Area	AG	Pre-Annex 1% CB Credits	Pre-Annex 2% CB Credits	Pre-Annex 65 & Over CB Credits	Pre-Annex Total CB Credits	Post-Annex 1% CB Credits	Post-Annex 2% CB Credits	Post-Annex 65 & Over CB Credits	Post-Annex Total CB Credits	Total Post-Annex CB Credits Increase
Edwards, Mary J	53-08-14-100-004.000-008		2	N	\$ -	\$ -	\$ -	\$ -	\$ -	\$ 324.80	\$ -	\$ 324.80	\$ 324.80
Edwards, Mary J	53-08-14-100-034.000-008		2	N	\$ -	\$ -	\$ -	\$ -	\$ 151.82	\$ -	\$ -	\$ 151.82	\$ 151.82
Craft, Frances	53-08-21-200-026.000-008		2	N	\$ -	\$ -	\$ -	\$ -	\$ -	\$ -	\$ -	\$ -	\$ -
Lamb, Dwight E Jr & Otten, Nancy	53-08-21-200-030.000-008		2	N	\$ -	\$ -	\$ -	\$ -	\$ -	\$ 458.64	\$ -	\$ 458.64	\$ 458.64
Sciscoe, Mary M & Sciscoe, Jonathon Lee	53-08-20-400-059.000-008		2	N	\$ -	\$ -	\$ -	\$ -	\$ -	\$ -	\$ -	\$ -	\$ -
Sciscoe, Mary M. & Sciscoe, Jonathon Lee	53-08-20-400-058.000-008		2	N	\$ -	\$ -	\$ -	\$ -	\$ -	\$ -	\$ -	\$ -	\$ -
Sciscoe, Kelly Diane & Jonathan Lee	53-08-20-400-071.000-008		2	N	\$ -	\$ -	\$ -	\$ -	\$ -	\$ -	\$ -	\$ -	\$ -
Sciscoe, Kelly Diane & Jonathan Lee	53-08-20-400-061.000-008		2	N	\$ -	\$ -	\$ -	\$ -	\$ -	\$ -	\$ -	\$ -	\$ -
Scrogam, Gleeda I	53-08-21-100-049.000-008		2	N	\$ -	\$ -	\$ -	\$ -	\$ -	\$ 315.74	\$ -	\$ 315.74	\$ 315.74
Bloomington Monthly Meeting Of The Religious Society Of Friends	53-08-11-101-062.000-008		2	N	\$ -	\$ -	\$ -	\$ -	\$ -	\$ -	\$ -	\$ -	\$ -
Wood, Robert D & Alisa M	53-01-42-248-360.000-008	2183	2	N	\$ -	\$ -	\$ -	\$ -	\$ 910.74	\$ -	\$ -	\$ 910.74	\$ 910.74
Swanson, Diana C	53-01-42-248-361.000-008	2183	2	N	\$ -	\$ -	\$ -	\$ -	\$ 896.66	\$ -	\$ -	\$ 896.66	\$ 896.66
VanNess, Anthony D & Heather N	53-01-42-248-362.000-008	2183	2	N	\$ -	\$ -	\$ -	\$ -	\$ 1,156.68	\$ -	\$ -	\$ 1,156.68	\$ 1,156.68
Lin, Chien-Jer Charles & Tai, Fan-Fen Kelly Family Trust	53-01-42-248-363.000-008	2183	2	N	\$ -	\$ -	\$ -	\$ -	\$ 889.21	\$ -	\$ -	\$ 889.21	\$ 889.21
	53-01-42-248-364.000-008	2182	2	N	\$ -	\$ -	\$ -	\$ -	\$ 1,383.56	\$ -	\$ -	\$ 1,383.56	\$ 1,383.56
Thompson, Brian L; Smith, Steven M	53-01-42-248-365.000-008	2182	2	N	\$ -	\$ -	\$ -	\$ -	\$ -	\$ -	\$ -	\$ -	\$ -
Klosinski, Bradley Paul & Kathy Haynes	53-01-42-248-366.000-008	2182	2	N	\$ -	\$ -	\$ -	\$ -	\$ 1,105.74	\$ -	\$ -	\$ 1,105.74	\$ 1,105.74
Pool, Kelly Elaine	53-08-14-100-036.000-008		2	N	\$ -	\$ -	\$ -	\$ -	\$ 556.33	\$ -	\$ -	\$ 556.33	\$ 556.33
Taylor, Mark S & Sherry L	53-08-01-100-025.000-008		2	N	\$ -	\$ -	\$ -	\$ -	\$ 149.33	\$ -	\$ -	\$ 149.33	\$ 149.33
Barger, Christina M	53-08-29-101-014.000-008	1300	2	N	\$ -	\$ -	\$ -	\$ -	\$ -	\$ -	\$ -	\$ -	\$ -
Ames, Ann E & Messier, Mark D	53-08-29-103-004.000-008	1300	2	N	\$ -	\$ -	\$ -	\$ -	\$ -	\$ -	\$ -	\$ -	\$ -
Edwards, Misty D	53-01-42-119-049.000-008	1300	2	N	\$ -	\$ -	\$ -	\$ -	\$ -	\$ -	\$ -	\$ -	\$ -
Williamson, Cathy L	53-08-29-103-001.000-008	1300	2	N	\$ -	\$ -	\$ -	\$ -	\$ -	\$ -	\$ -	\$ -	\$ -
Helms, James W II	53-08-29-103-006.000-008	1300	2	N	\$ -	\$ -	\$ -	\$ -	\$ -	\$ -	\$ -	\$ -	\$ -
5919CatherineBL, LLC	53-08-29-103-014.000-008	1300	2	N	\$ -	\$ -	\$ -	\$ -	\$ -	\$ 250.61	\$ -	\$ 250.61	\$ 250.61
Sides, Susan K	53-08-29-103-010.000-008	1300	2	N	\$ -	\$ -	\$ -	\$ -	\$ -	\$ -	\$ -	\$ -	\$ -
Wood, Walter A III & Krieg, Susan G	53-08-29-103-008.000-008	1300	2	N	\$ -	\$ -	\$ -	\$ -	\$ -	\$ -	\$ -	\$ -	\$ -
Gupta, Srikant	53-01-42-248-367.000-008	2182	2	N	\$ -	\$ -	\$ -	\$ -	\$ 1,140.11	\$ -	\$ -	\$ 1,140.11	\$ 1,140.11
Beer, Randall D & Sherry L	53-01-42-248-368.000-008	2187	2	N	\$ -	\$ -	\$ -	\$ -	\$ 849.89	\$ -	\$ -	\$ 849.89	\$ 849.89
Mauro, Harold A Jr	53-01-42-248-369.000-008	2187	2	N	\$ -	\$ -	\$ -	\$ -	\$ 648.24	\$ -	\$ -	\$ 648.24	\$ 648.24
Lee, Thomas H & Susan K	53-01-42-248-370.000-008	2187	2	N	\$ -	\$ -	\$ -	\$ -	\$ 339.48	\$ -	\$ -	\$ 339.48	\$ 339.48
Dirks, Bram & Son In Shirley Go	53-01-42-248-371.000-008	2187	2	N	\$ -	\$ -	\$ -	\$ -	\$ -	\$ -	\$ -	\$ -	\$ -
Empson, Lisa M & Empson, Andrew S	53-08-21-300-041.000-008		2	N	\$ -	\$ -	\$ -	\$ -	\$ -	\$ -	\$ -	\$ -	\$ -
Acton, Christopher P & Rebecca J & Brinegar, Richard T & Brenda J	53-08-21-300-041.001-008		2	N	\$ -	\$ -	\$ -	\$ -	\$ -	\$ -	\$ -	\$ -	\$ -
Brinegar, Richard T. & Brenda J.	53-08-21-300-055.000-008		2	N	\$ -	\$ -	\$ 483.00	\$ 483.00	\$ -	\$ -	\$ -	\$ -	\$ (483.00)
Johnson, Darla J & Johnson, Nyle W	53-08-21-200-044.000-008		2	N	\$ -	\$ -	\$ -	\$ -	\$ -	\$ -	\$ -	\$ -	\$ -
Johnson, Darla & Myle W	53-08-21-200-059.000-008		2	N	\$ -	\$ -	\$ -	\$ -	\$ -	\$ -	\$ -	\$ -	\$ -
Knight, Allison N	53-08-29-103-012.000-008	1300	2	N	\$ -	\$ -	\$ -	\$ -	\$ -	\$ -	\$ -	\$ -	\$ -
Carter, Sabrina L	53-08-29-103-011.000-008	1300	2	N	\$ -	\$ -	\$ -	\$ -	\$ -	\$ -	\$ -	\$ -	\$ -
Roberts, Tina Marie	53-08-29-103-003.000-008	1300	2	N	\$ -	\$ -	\$ -	\$ -	\$ -	\$ -	\$ -	\$ -	\$ -

City of Bloomington

Area #2: South-East Annexation Area - Circuit Breaker Impacts Analysis

Owner Name	Parcel #	Waiver	Annexation Area	AG	Pre-Annex 1% CB Credits	Pre-Annex 2% CB Credits	Pre-Annex 65 & Over CB Credits	Pre-Annex Total CB Credits	Post-Annex 1% CB Credits	Post-Annex 2% CB Credits	Post-Annex 65 & Over CB Credits	Post-Annex Total CB Credits	Total Post-Annex CB Credits Increase
White, Justin K & Melissa R	53-08-29-103-005.000-008	1300	2	N	\$ -	\$ -	\$ -	\$ -	\$ -	\$ -	\$ -	\$ -	\$ -
Sanders, Marty S. & Sarah J.	53-08-29-103-002.000-008	1300	2	N	\$ -	\$ -	\$ -	\$ -	\$ -	\$ -	\$ -	\$ -	\$ -
Glass, Donald D II	53-08-29-103-013.000-008	1300	2	N	\$ -	\$ -	\$ -	\$ -	\$ -	\$ -	\$ -	\$ -	\$ -
Nicholson, Judy A.	53-08-29-103-009.000-008	1300	2	N	\$ -	\$ -	\$ -	\$ -	\$ -	\$ 240.09	\$ -	\$ 240.09	\$ 240.09
Kercheval, Christine A	53-08-29-102-009.000-008	1300	2	N	\$ -	\$ -	\$ -	\$ -	\$ -	\$ -	\$ -	\$ -	\$ -
Hayes, H Frank & Joan	53-08-29-102-008.000-008	1300	2	N	\$ -	\$ -	\$ -	\$ -	\$ -	\$ -	\$ -	\$ -	\$ -
Winders, Brittani	53-08-29-102-010.000-008	1300	2	N	\$ -	\$ -	\$ -	\$ -	\$ -	\$ -	\$ -	\$ -	\$ -
McCammon, Robin A	53-08-29-102-006.000-008	1300	2	N	\$ -	\$ -	\$ -	\$ -	\$ -	\$ -	\$ -	\$ -	\$ -
Hankins, Bradley E & Beverly A	53-08-29-102-005.000-008	1300	2	N	\$ -	\$ -	\$ -	\$ -	\$ -	\$ -	\$ -	\$ -	\$ -
Von Heimbürg, Ana	53-08-16-300-024.000-008		2	N	\$ -	\$ -	\$ -	\$ -	\$ -	\$ -	\$ -	\$ -	\$ -
Voelker, Victoria S	53-08-14-102-011.000-008		2	N	\$ -	\$ -	\$ 168.00	\$ 168.00	\$ -	\$ -	\$ 717.95	\$ 717.95	\$ 549.95
Gleyze, Jacques & Lydia Belle	53-08-21-300-021.000-008		2	N	\$ -	\$ -	\$ -	\$ -	\$ -	\$ -	\$ -	\$ -	\$ -
Gleyze, Jacques & Lydia Belle	53-08-21-300-019.000-008		2	N	\$ -	\$ -	\$ -	\$ -	\$ -	\$ -	\$ -	\$ -	\$ -
Tresslar, Tim & Young Ae	53-08-11-101-058.000-008		2	N	\$ -	\$ -	\$ -	\$ -	\$ -	\$ -	\$ -	\$ -	\$ -
Tresslar, Tim & Young Ae	53-08-11-101-002.000-008	2095	2	N	\$ -	\$ -	\$ -	\$ -	\$ 1,361.20	\$ -	\$ -	\$ 1,361.20	\$ 1,361.20
Walnut Street Courtyard LLC	53-08-21-200-040.000-008		2	N	\$ -	\$ -	\$ -	\$ -	\$ -	\$ -	\$ -	\$ -	\$ -
Walnut Street Courtyard LLC	53-08-21-200-134.000-008		2	N	\$ -	\$ -	\$ -	\$ -	\$ -	\$ 528.41	\$ -	\$ 528.41	\$ 528.41
Goodman, Thomas D	53-08-21-200-152.000-008		2	N	\$ -	\$ -	\$ -	\$ -	\$ -	\$ -	\$ -	\$ -	\$ -
Goodman, Thomas D	53-08-21-200-153.000-008		2	N	\$ -	\$ -	\$ -	\$ -	\$ -	\$ 383.40	\$ -	\$ 383.40	\$ 383.40
Quillen, John David & Terri Eileen	53-08-21-300-077.000-008		2	N	\$ -	\$ -	\$ -	\$ -	\$ -	\$ -	\$ -	\$ -	\$ -
Orrego, Juan Miguel	53-08-11-101-033.000-008		2	N	\$ -	\$ -	\$ -	\$ -	\$ -	\$ -	\$ -	\$ -	\$ -
Orrego, Juan Miguel	53-08-11-101-036.000-008		2	N	\$ -	\$ -	\$ -	\$ -	\$ -	\$ -	\$ -	\$ -	\$ -
Sutkowski, Ed & Amy	53-08-16-416-009.000-008	1403	2	N	\$ -	\$ -	\$ -	\$ -	\$ 935.18	\$ -	\$ -	\$ 935.18	\$ 935.18
Kennedy, Daniel E; Weiss-Kennedy, Carol A	53-08-16-416-015.000-008	1398	2	N	\$ -	\$ -	\$ -	\$ -	\$ 711.60	\$ -	\$ -	\$ 711.60	\$ 711.60
State Of Indiana	53-08-01-400-011.000-008		2	N	\$ -	\$ -	\$ -	\$ -	\$ -	\$ -	\$ -	\$ -	\$ -
State Of Indiana	53-08-12-200-005.000-008		2	N	\$ -	\$ -	\$ -	\$ -	\$ -	\$ -	\$ -	\$ -	\$ -
Galinsky, Raymond E & Susan J	53-08-16-416-001.000-008		2	N	\$ -	\$ -	\$ -	\$ -	\$ 1,082.98	\$ -	\$ -	\$ 1,082.98	\$ 1,082.98
McIntyre, Bobbie J	53-08-16-416-018.000-008		2	N	\$ -	\$ -	\$ -	\$ -	\$ 441.23	\$ -	\$ -	\$ 441.23	\$ 441.23
Little, Amy A	53-08-16-416-012.000-008		2	N	\$ -	\$ -	\$ -	\$ -	\$ 447.02	\$ -	\$ -	\$ 447.02	\$ 447.02
King, Joseph B. Jr. & Vicci L.	53-08-16-416-016.000-008		2	N	\$ -	\$ -	\$ -	\$ -	\$ 857.75	\$ -	\$ -	\$ 857.75	\$ 857.75
McDaniel, Douglas M & Ellen M	53-08-16-416-007.000-008		2	N	\$ -	\$ -	\$ -	\$ -	\$ 649.50	\$ -	\$ -	\$ 649.50	\$ 649.50
Snoddy, James C & Frieda L	53-08-16-416-008.000-008		2	N	\$ -	\$ -	\$ -	\$ -	\$ 266.09	\$ -	\$ -	\$ 266.09	\$ 266.09
Scuffham, Leonard Edward & Gwen M	53-08-16-416-004.000-008		2	N	\$ -	\$ -	\$ -	\$ -	\$ -	\$ -	\$ -	\$ -	\$ -
Waterford, Jason R & Waterford, Malissa	53-08-28-200-019.000-008		2	N	\$ -	\$ -	\$ -	\$ -	\$ -	\$ -	\$ -	\$ -	\$ -
Dyer, Douglas W	53-08-21-100-117.000-008		2	N	\$ -	\$ -	\$ -	\$ -	\$ 387.41	\$ -	\$ -	\$ 387.41	\$ 387.41
Plew, Theodore S. & Lois J.	53-08-20-403-013.000-008		2	N	\$ -	\$ -	\$ 127.00	\$ 127.00	\$ -	\$ -	\$ 222.00	\$ 222.00	\$ 95.00
Plew, Theodore S. & Lois J.	53-08-20-400-060.000-008		2	N	\$ -	\$ -	\$ -	\$ -	\$ -	\$ -	\$ -	\$ -	\$ -
Dyer, Douglas W	53-08-21-100-037.000-008		2	N	\$ -	\$ -	\$ -	\$ -	\$ -	\$ -	\$ -	\$ -	\$ -
White, Terence C & Ruth E	53-08-21-200-043.000-008		2	N	\$ -	\$ -	\$ -	\$ -	\$ -	\$ -	\$ -	\$ -	\$ -
Beasley, Kedrick L & Donna J	53-08-14-100-039.000-008		2	N	\$ -	\$ -	\$ -	\$ -	\$ -	\$ -	\$ -	\$ -	\$ -
Sherlock, David E Trust	53-08-22-200-007.000-008		2	N	\$ -	\$ -	\$ -	\$ -	\$ -	\$ -	\$ -	\$ -	\$ -
Milbourn, Justin B	53-08-22-200-011.000-008		2	N	\$ -	\$ -	\$ -	\$ -	\$ -	\$ -	\$ -	\$ -	\$ -
Thickstun, Thomas R & Marianne	53-08-01-100-030.000-008		2	N	\$ -	\$ -	\$ -	\$ -	\$ 452.00	\$ -	\$ -	\$ 452.00	\$ 452.00
Elliemae's Boutique LLC	53-08-29-102-002.000-008	1300	2	N	\$ -	\$ -	\$ -	\$ -	\$ -	\$ 264.94	\$ -	\$ 264.94	\$ 264.94
Booker, Chad A	53-08-29-102-001.000-008	1300	2	N	\$ -	\$ -	\$ -	\$ -	\$ -	\$ -	\$ -	\$ -	\$ -
Polley, Melody L	53-08-29-102-003.000-008	1300	2	N	\$ -	\$ -	\$ -	\$ -	\$ -	\$ -	\$ -	\$ -	\$ -
Robey, John B	53-08-29-102-011.000-008	1300	2	N	\$ -	\$ -	\$ -	\$ -	\$ -	\$ -	\$ -	\$ -	\$ -
Litz, Troy D	53-08-29-102-007.000-008	1300	2	N	\$ -	\$ -	\$ -	\$ -	\$ -	\$ -	\$ -	\$ -	\$ -

City of Bloomington

Area #2: South-East Annexation Area - Circuit Breaker Impacts Analysis

Owner Name	Parcel #	Waiver	Annexation Area	AG	Pre-Annex 1% CB Credits	Pre-Annex 2% CB Credits	Pre-Annex 65 & Over CB Credits	Pre-Annex Total CB Credits	Post-Annex 1% CB Credits	Post-Annex 2% CB Credits	Post-Annex 65 & Over CB Credits	Post-Annex Total CB Credits	Total Post-Annex CB Credits Increase
Norris, Marietta K	53-08-29-102-012.000-008	1300	2	N	\$ -	\$ -	\$ -	\$ -	\$ -	\$ -	\$ -	\$ -	\$ -
Sims, William D	53-08-29-102-004.000-008	1300	2	N	\$ -	\$ -	\$ -	\$ -	\$ -	\$ 171.40	\$ -	\$ 171.40	\$ 171.40
Ellis Investment Properties LLC	53-08-29-107-006.000-008	1300	2	N	\$ -	\$ -	\$ -	\$ -	\$ -	\$ 283.49	\$ -	\$ 283.49	\$ 283.49
Monroe County Park & Recreation Board	53-08-28-200-008.000-008	1300	2	N	\$ -	\$ -	\$ -	\$ -	\$ -	\$ -	\$ -	\$ -	\$ -
Davis, Charles Edward & Nannette L	53-08-21-200-100.000-008		2	N	\$ -	\$ -	\$ -	\$ -	\$ -	\$ -	\$ -	\$ -	\$ -
Upchurch, Kenneth W & Gwen W	53-08-14-103-006.000-008		2	N	\$ -	\$ -	\$ -	\$ -	\$ 310.19	\$ -	\$ -	\$ 310.19	\$ 310.19
Eastview Church of the Nazarene Inc	53-08-01-400-026.000-008	1418	2	N	\$ -	\$ -	\$ -	\$ -	\$ -	\$ -	\$ -	\$ -	\$ -
Eastview Church of the Nazarene Inc	53-08-01-400-026.001-008		2	N	\$ -	\$ -	\$ -	\$ -	\$ -	\$ -	\$ -	\$ -	\$ -
Hutchins, Travis J & Kristin E	53-08-01-100-092.000-008		2	N	\$ -	\$ -	\$ -	\$ -	\$ 529.84	\$ -	\$ -	\$ 529.84	\$ 529.84
Clough, Evan R & Ward-Bluhm, Bethany	53-08-29-100-010.000-008		2	N	\$ -	\$ -	\$ -	\$ -	\$ -	\$ -	\$ -	\$ -	\$ -
Graham, Virginia Jean & David K	53-08-28-200-026.000-008		2	N	\$ -	\$ -	\$ -	\$ -	\$ -	\$ -	\$ -	\$ -	\$ -
Halcomb, Elmer Duane & Kimberly Ann	53-08-29-100-007.000-008	1300	2	N	\$ -	\$ -	\$ -	\$ -	\$ -	\$ -	\$ -	\$ -	\$ -
Buchanan, Micah W & Melissa D	53-08-29-106-005.000-008	1300	2	N	\$ -	\$ -	\$ -	\$ -	\$ -	\$ 181.30	\$ -	\$ 181.30	\$ 181.30
Tracy, Jo Anne & Jeff Sturgeon	53-08-14-100-012.000-008		2	N	\$ -	\$ -	\$ -	\$ -	\$ -	\$ -	\$ -	\$ -	\$ -
Tracy, Jo Anne & Jeff Sturgeon	53-08-14-100-040.000-008		2	N	\$ -	\$ -	\$ -	\$ -	\$ -	\$ -	\$ -	\$ -	\$ -
Tracy, Jo Anne & Jeff Sturgeon	53-08-14-100-011.000-008		2	N	\$ -	\$ -	\$ -	\$ -	\$ 337.31	\$ -	\$ -	\$ 337.31	\$ 337.31
Grubb, Randy L	53-08-28-200-014.000-008		2	N	\$ -	\$ -	\$ -	\$ -	\$ -	\$ -	\$ -	\$ -	\$ -
Graves, John	53-08-28-200-030.000-008		2	N	\$ -	\$ -	\$ -	\$ -	\$ -	\$ 265.78	\$ -	\$ 265.78	\$ 265.78
Long, David & Patricia A	53-08-20-400-049.000-008		2	N	\$ -	\$ -	\$ -	\$ -	\$ -	\$ -	\$ -	\$ -	\$ -
Price, David A	53-08-20-403-016.000-008		2	N	\$ -	\$ -	\$ -	\$ -	\$ -	\$ -	\$ -	\$ -	\$ -
Watkins, Robert B	53-08-21-100-046.000-008		2	N	\$ -	\$ -	\$ -	\$ -	\$ -	\$ 274.22	\$ -	\$ 274.22	\$ 274.22
Klein, Laura L	53-08-28-200-041.000-008		2	N	\$ -	\$ -	\$ -	\$ -	\$ -	\$ -	\$ -	\$ -	\$ -
Chestnut, Larry D & Glenda J Trust W//e	53-08-21-300-032.000-008		2	N	\$ -	\$ -	\$ -	\$ -	\$ -	\$ 248.50	\$ -	\$ 248.50	\$ 248.50
Born, William E & Marianne	53-08-14-300-013.000-008		2	N	\$ -	\$ -	\$ -	\$ -	\$ 503.34	\$ -	\$ -	\$ 503.34	\$ 503.34
Board Of Commissioners Monroe County, The	53-08-21-300-047.000-008		2	N	\$ -	\$ -	\$ -	\$ -	\$ -	\$ -	\$ -	\$ -	\$ -
Ratts, Richard D Revocable Trust	53-08-28-200-039.000-008	1426	2	N	\$ -	\$ -	\$ -	\$ -	\$ -	\$ -	\$ -	\$ -	\$ -
Hash, Brittany	53-08-20-403-012.000-008		2	N	\$ -	\$ -	\$ -	\$ -	\$ -	\$ -	\$ -	\$ -	\$ -
Hash, Brittany	53-08-20-400-033.000-008		2	N	\$ -	\$ -	\$ -	\$ -	\$ -	\$ -	\$ -	\$ -	\$ -
RWP LLC	53-08-28-200-016.000-008		2	N	\$ -	\$ -	\$ -	\$ -	\$ -	\$ -	\$ -	\$ -	\$ -
Powers, John A	53-08-28-200-038.000-008		2	N	\$ -	\$ -	\$ -	\$ -	\$ -	\$ -	\$ 311.81	\$ 311.81	\$ 311.81
RWP LLC	53-08-28-200-017.000-008		2	N	\$ -	\$ -	\$ -	\$ -	\$ -	\$ -	\$ -	\$ -	\$ -
Mathews, Nancy M & Ingrid R Montecino	53-08-11-101-014.000-008		2	N	\$ -	\$ -	\$ -	\$ -	\$ 32.16	\$ -	\$ -	\$ 32.16	\$ 32.16
Windmuller, Brian E & Joy V	53-08-22-200-015.000-008		2	N	\$ -	\$ -	\$ -	\$ -	\$ 443.42	\$ -	\$ -	\$ 443.42	\$ 443.42
Sherlock, David E Trust	53-08-22-200-002.000-008		2	N	\$ -	\$ -	\$ -	\$ -	\$ -	\$ -	\$ -	\$ -	\$ -
Sherlock, David E Trust	53-08-22-200-012.000-008		2	N	\$ -	\$ -	\$ 211.00	\$ 211.00	\$ -	\$ -	\$ 733.94	\$ 733.94	\$ 522.94
Shick, Marjorie E Revocable Trust	53-08-01-400-019.000-008		2	N	\$ -	\$ -	\$ -	\$ -	\$ -	\$ -	\$ -	\$ -	\$ -
Maurer, John	53-08-01-400-066.000-008		2	N	\$ -	\$ -	\$ -	\$ -	\$ -	\$ -	\$ -	\$ -	\$ -
Shick, Marjorie E Revocable Trust	53-08-01-400-058.000-008		2	N	\$ -	\$ -	\$ -	\$ -	\$ -	\$ -	\$ -	\$ -	\$ -
Shick, Marjorie E Revocable Trust	53-08-01-400-018.000-008		2	N	\$ -	\$ -	\$ -	\$ -	\$ -	\$ -	\$ -	\$ -	\$ -
Shick, Marjorie E Revocable Trust	53-08-01-400-017.000-008		2	N	\$ -	\$ -	\$ -	\$ -	\$ -	\$ -	\$ -	\$ -	\$ -
Hart, Marcia Kathryn	53-08-14-100-017.000-008		2	N	\$ -	\$ -	\$ -	\$ -	\$ 302.53	\$ -	\$ -	\$ 302.53	\$ 302.53
Boathouse Development LLC	53-08-11-101-050.000-008		2	N	\$ -	\$ -	\$ -	\$ -	\$ -	\$ 400.05	\$ -	\$ 400.05	\$ 400.05

City of Bloomington

Area #2: South-East Annexation Area - Circuit Breaker Impacts Analysis

Owner Name	Parcel #	Waiver	Annexation Area	AG	Pre-Annex 1% CB Credits	Pre-Annex 2% CB Credits	Pre-Annex 65 & Over CB Credits	Pre-Annex Total CB Credits	Post-Annex 1% CB Credits	Post-Annex 2% CB Credits	Post-Annex 65 & Over CB Credits	Post-Annex Total CB Credits	Total Post-Annex CB Credits Increase
Johnston, Helen	53-08-21-100-102.000-008		2	N	\$ -	\$ -	\$ -	\$ -	\$ -	\$ -	\$ -	\$ -	\$ -
Maynard, Walter Herman V	53-08-21-200-072.000-008		2	N	\$ -	\$ -	\$ -	\$ -	\$ -	\$ 229.11	\$ -	\$ 229.11	\$ 229.11
Baker, Lonnie J	53-08-20-100-056.000-008		2	N	\$ -	\$ -	\$ -	\$ -	\$ -	\$ -	\$ -	\$ -	\$ -
Prince, Peggy S	53-08-21-100-120.000-008		2	N	\$ -	\$ -	\$ -	\$ -	\$ -	\$ -	\$ -	\$ -	\$ -
Head, Rosemary & Maze, Robert	53-08-21-100-126.000-008	2219	2	N	\$ -	\$ -	\$ -	\$ -	\$ 121.60	\$ -	\$ -	\$ 121.60	\$ 121.60
Shrake, Robert C & Amy M	53-08-21-100-126.001-008		2	N	\$ -	\$ -	\$ -	\$ -	\$ 141.47	\$ -	\$ -	\$ 141.47	\$ 141.47
Stidd, Larry T & Rebecca S	53-08-29-100-004.000-008	1898	2	N	\$ -	\$ -	\$ -	\$ -	\$ -	\$ 131.94	\$ -	\$ 131.94	\$ 131.94
Fedynskij, George A & Susan G Revocable Trust	53-08-11-101-073.000-008	1516	2	N	\$ -	\$ -	\$ -	\$ -	\$ -	\$ -	\$ -	\$ -	\$ -
Dodge, Dana L. & Betty	53-08-29-400-025.000-008		2	N	\$ -	\$ -	\$ -	\$ -	\$ -	\$ -	\$ -	\$ -	\$ -
J & H May Properties LLC	53-08-29-400-029.000-008	1327	2	N	\$ -	\$ -	\$ -	\$ -	\$ -	\$ -	\$ -	\$ -	\$ -
Shields, Robert H & Sally A	53-08-29-400-028.000-008		2	N	\$ -	\$ -	\$ -	\$ -	\$ -	\$ -	\$ -	\$ -	\$ -
Pennington, Nathaniel C	53-08-29-400-021.000-008		2	N	\$ -	\$ -	\$ -	\$ -	\$ -	\$ 232.27	\$ -	\$ 232.27	\$ 232.27
Mays Greenhouse LLC	53-08-29-400-029.001-008	1327	2	N	\$ -	\$ -	\$ -	\$ -	\$ -	\$ -	\$ -	\$ -	\$ -
Hilliard, HD & BG Living Trust	53-08-01-100-034.000-008		2	N	\$ -	\$ -	\$ -	\$ -	\$ -	\$ 405.74	\$ -	\$ 405.74	\$ 405.74
Blunk, Miranda	53-08-14-300-015.000-008		2	N	\$ -	\$ -	\$ -	\$ -	\$ -	\$ 289.39	\$ -	\$ 289.39	\$ 289.39
Clinch, Edward R & Jancie A Joint Living Trust	53-08-14-100-028.000-008		2	N	\$ -	\$ -	\$ -	\$ -	\$ -	\$ -	\$ -	\$ -	\$ -
Brenneman, Christopher D & Emily S	53-08-14-100-032.000-008		2	N	\$ -	\$ -	\$ -	\$ -	\$ 384.52	\$ -	\$ -	\$ 384.52	\$ 384.52
Hortenberry, Anna M	53-08-20-100-009.000-008		2	N	\$ -	\$ -	\$ -	\$ -	\$ -	\$ 79.67	\$ -	\$ 79.67	\$ 79.67
Public Service Company Of Indiana, Inc.	53-08-12-300-004.000-008		2	N	\$ -	\$ -	\$ -	\$ -	\$ -	\$ -	\$ -	\$ -	\$ -
Sherfield, Dustin L & Landreth, Bridgette Rachel	53-08-29-106-002.000-008	1300	2	N	\$ -	\$ -	\$ -	\$ -	\$ -	\$ -	\$ -	\$ -	\$ -
Lane, Alexander K	53-08-29-106-004.000-008	1300	2	N	\$ -	\$ -	\$ -	\$ -	\$ -	\$ -	\$ -	\$ -	\$ -
Redman, Sheryl D.	53-08-29-106-001.000-008	1300	2	N	\$ -	\$ -	\$ -	\$ -	\$ -	\$ -	\$ -	\$ -	\$ -
Priority Home Investments LLC	53-08-29-106-003.000-008	1300	2	N	\$ -	\$ -	\$ -	\$ -	\$ -	\$ 258.41	\$ -	\$ 258.41	\$ 258.41
Logsdon, Robert J Living Trust w/life estate	53-08-20-400-076.000-008		2	N	\$ -	\$ -	\$ 222.00	\$ 222.00	\$ -	\$ -	\$ 441.97	\$ 441.97	\$ 219.97
Ashby, Elizabeth	53-08-14-107-003.000-008		2	N	\$ -	\$ -	\$ -	\$ -	\$ 491.74	\$ -	\$ -	\$ 491.74	\$ 491.74
Sowder, Tony K	53-08-14-100-022.000-008		2	N	\$ -	\$ -	\$ -	\$ -	\$ 171.69	\$ -	\$ -	\$ 171.69	\$ 171.69
Cascio, Matthew V	53-08-11-100-001.000-008		2	N	\$ -	\$ -	\$ -	\$ -	\$ -	\$ 235.22	\$ -	\$ 235.22	\$ 235.22
Cascio, Matthew V	53-01-42-309-002.000-008		2	N	\$ -	\$ -	\$ -	\$ -	\$ -	\$ 235.43	\$ -	\$ 235.43	\$ 235.43
Cascio, Matthew V	53-01-42-309-003.000-008		2	N	\$ -	\$ -	\$ -	\$ -	\$ -	\$ 235.22	\$ -	\$ 235.22	\$ 235.22
Cascio, Matthew V	53-01-42-309-004.000-008		2	N	\$ -	\$ -	\$ -	\$ -	\$ -	\$ 235.43	\$ -	\$ 235.43	\$ 235.43
Cascio, Matthew V	53-01-42-309-005.000-008		2	N	\$ -	\$ -	\$ -	\$ -	\$ -	\$ 235.22	\$ -	\$ 235.22	\$ 235.22
Walbridge, John	53-08-14-107-005.000-008		2	N	\$ -	\$ -	\$ -	\$ -	\$ 613.06	\$ -	\$ -	\$ 613.06	\$ 613.06
Lloyd, Timothy N. & Marcia L.	53-08-14-100-014.000-008		2	N	\$ -	\$ -	\$ -	\$ -	\$ 350.15	\$ -	\$ -	\$ 350.15	\$ 350.15
Drake, Joshua Craig & Janine Giordano	53-08-14-106-010.000-008		2	N	\$ -	\$ -	\$ -	\$ -	\$ 1,089.19	\$ -	\$ -	\$ 1,089.19	\$ 1,089.19
Smith, Gerald Troy & Laura M Hurley	53-08-14-102-005.000-008		2	N	\$ -	\$ -	\$ -	\$ -	\$ 75.22	\$ -	\$ -	\$ 75.22	\$ 75.22
Kelly, Caitilin	53-01-41-851-000.000-008		2	N	\$ -	\$ -	\$ -	\$ -	\$ 312.05	\$ -	\$ -	\$ 312.05	\$ 312.05
Clear Creek Christian Church Inc	53-08-20-403-001.000-008		2	N	\$ -	\$ -	\$ -	\$ -	\$ -	\$ 171.78	\$ -	\$ 171.78	\$ 171.78
Clear Creek Christian Church Inc	53-08-20-400-053.000-008		2	N	\$ -	\$ -	\$ -	\$ -	\$ -	\$ -	\$ -	\$ -	\$ -
Williams, Carol Sue & Hawkins, William A	53-08-01-400-051.000-008		2	N	\$ -	\$ -	\$ -	\$ -	\$ 328.39	\$ -	\$ -	\$ 328.39	\$ 328.39
Van Pelt, Raymond D	53-08-20-400-056.000-008		2	N	\$ -	\$ -	\$ -	\$ -	\$ -	\$ -	\$ -	\$ -	\$ -
Tolbert, Jacob & Hanna E	53-08-20-400-028.000-008		2	N	\$ -	\$ -	\$ -	\$ -	\$ -	\$ -	\$ 498.87	\$ 498.87	\$ 498.87
Harlow Properties, LLC	53-08-16-300-002.000-008	2312	2	N	\$ -	\$ -	\$ -	\$ -	\$ -	\$ -	\$ -	\$ -	\$ -

City of Bloomington

Area #2: South-East Annexation Area - Circuit Breaker Impacts Analysis

Owner Name	Parcel #	Waiver	Annexation Area	AG	Pre-Annex 1% CB Credits	Pre-Annex 2% CB Credits	Pre-Annex 65 & Over CB Credits	Pre-Annex Total CB Credits	Post-Annex 1% CB Credits	Post-Annex 2% CB Credits	Post-Annex 65 & Over CB Credits	Post-Annex Total CB Credits	Total Post-Annex CB Credits Increase
Monroe County Community School Corporation	53-08-20-402-004.000-008		2	N	\$ -	\$ -	\$ -	\$ -	\$ -	\$ -	\$ -	\$ -	\$ -
Bailey, Donnetta Sue	53-08-20-400-098.000-008		2	N	\$ -	\$ -	\$ -	\$ -	\$ -	\$ 155.55	\$ -	\$ 155.55	\$ 155.55
Quarterround LLC	53-08-20-400-034.000-008	2027	2	N	\$ -	\$ -	\$ -	\$ -	\$ -	\$ 234.80	\$ -	\$ 234.80	\$ 234.80
Kinser, Steven D & Dana H	53-08-29-100-016.000-008	2146	2	N	\$ -	\$ -	\$ -	\$ -	\$ -	\$ 183.58	\$ -	\$ 183.58	\$ 183.58
Stancombe, Danielle T	53-08-21-200-046.000-008		2	N	\$ -	\$ -	\$ -	\$ -	\$ -	\$ -	\$ -	\$ -	\$ -
Farrell, George B & Marianne S	53-08-01-100-048.000-008		2	N	\$ -	\$ -	\$ -	\$ -	\$ 999.34	\$ -	\$ -	\$ 999.34	\$ 999.34
Walsh, John F & Foutty, Jennifer L	53-08-11-101-004.000-008		2	N	\$ -	\$ -	\$ -	\$ -	\$ -	\$ -	\$ -	\$ -	\$ -
Williams, Carol Sue	53-08-01-400-095.000-008	2202	2	N	\$ -	\$ -	\$ -	\$ -	\$ -	\$ 230.83	\$ -	\$ 230.83	\$ 230.83
Crichfield, Trevor & Micah	53-08-20-400-005.000-008		2	N	\$ -	\$ -	\$ -	\$ -	\$ -	\$ -	\$ -	\$ -	\$ -
Skiles, Jack E & Jill A Rogers	53-08-20-400-066.000-008		2	N	\$ -	\$ -	\$ -	\$ -	\$ -	\$ -	\$ -	\$ -	\$ -
Dyer, Ryan K	53-08-14-300-003.000-008		2	N	\$ -	\$ -	\$ -	\$ -	\$ -	\$ 343.35	\$ -	\$ 343.35	\$ 343.35
Dyer, Randall W & Debra S	53-08-14-300-011.000-008		2	N	\$ -	\$ -	\$ -	\$ -	\$ -	\$ -	\$ -	\$ -	\$ -
Rose, David A & Young, Jacob Whitney & Joshua Seth Trust & Newsome, Jessica Lynn	53-08-20-100-057.000-008		2	N	\$ -	\$ -	\$ -	\$ -	\$ -	\$ -	\$ -	\$ -	\$ -
Homenda, Nicholas M & Caitlin S	53-08-11-101-072.000-008	1481	2	N	\$ -	\$ -	\$ -	\$ -	\$ -	\$ -	\$ -	\$ -	\$ -
Axson, Carolyn	53-08-14-300-016.000-008		2	N	\$ -	\$ -	\$ -	\$ -	\$ -	\$ 234.17	\$ -	\$ 234.17	\$ 234.17
Maze, Mallory Morgan & Brandon James; Maze, Mark T	53-08-11-101-012.000-008	1340	2	N	\$ -	\$ -	\$ -	\$ -	\$ -	\$ -	\$ -	\$ -	\$ -
Little, Matthew J	53-08-11-101-056.000-008	1339	2	N	\$ -	\$ -	\$ -	\$ -	\$ -	\$ -	\$ -	\$ -	\$ -
Cuddy, Duangnapa	53-08-11-101-079.000-008	1338	2	N	\$ -	\$ -	\$ -	\$ -	\$ -	\$ -	\$ -	\$ -	\$ -
Brummett, Heather A	53-08-11-101-030.000-008	1337	2	N	\$ -	\$ -	\$ -	\$ -	\$ -	\$ -	\$ -	\$ -	\$ -
Bloomington Mnthly Mtg Of The Relig Society Of Friends	53-08-11-101-035.000-008		2	N	\$ -	\$ -	\$ -	\$ -	\$ -	\$ -	\$ -	\$ -	\$ -
Wenning, Adam	53-08-11-101-028.000-008	1341	2	N	\$ -	\$ -	\$ -	\$ -	\$ -	\$ -	\$ -	\$ -	\$ -
Old 37 LLC	53-08-21-200-061.000-008		2	N	\$ -	\$ -	\$ -	\$ -	\$ -	\$ 349.04	\$ -	\$ 349.04	\$ 349.04
Logsdon, Robert J Living Trust w/life estate	53-08-20-400-077.000-008		2	N	\$ -	\$ -	\$ -	\$ -	\$ -	\$ 35.62	\$ -	\$ 35.62	\$ 35.62
Tate, Debbie Rae & Travis	53-08-23-100-009.000-008		2	N	\$ -	\$ -	\$ -	\$ -	\$ -	\$ -	\$ -	\$ -	\$ -
Reed, Cameron E	53-08-21-300-026.000-008		2	N	\$ -	\$ -	\$ -	\$ -	\$ -	\$ -	\$ -	\$ -	\$ -
Summitt, Larry D. & Linda	53-08-20-402-007.000-008		2	N	\$ -	\$ -	\$ -	\$ -	\$ -	\$ -	\$ -	\$ -	\$ -
Underwood, Jason L & April D	53-08-16-400-006.000-008		2	N	\$ -	\$ -	\$ -	\$ -	\$ -	\$ 245.55	\$ -	\$ 245.55	\$ 245.55
Ankrom, Marcia K.	53-08-21-301-062.000-008		2	N	\$ -	\$ -	\$ 59.00	\$ 59.00	\$ -	\$ -	\$ 271.99	\$ 271.99	\$ 212.99
Powers, Kerry J & Stephanie	53-08-01-100-019.000-008		2	N	\$ -	\$ -	\$ -	\$ -	\$ 362.16	\$ -	\$ -	\$ 362.16	\$ 362.16
Powers, Kerry J & Robertson, Stephanie	53-08-01-100-023.000-008		2	N	\$ -	\$ -	\$ -	\$ -	\$ -	\$ -	\$ -	\$ -	\$ -
Powers, Kerry J & Stephanie	53-08-01-100-066.000-008		2	N	\$ -	\$ -	\$ -	\$ -	\$ -	\$ -	\$ -	\$ -	\$ -
Seiffert, Erica M	53-08-21-200-054.000-008		2	N	\$ -	\$ -	\$ -	\$ -	\$ -	\$ -	\$ -	\$ -	\$ -
Cascio, Matthew V	53-01-42-309-006.000-008		2	N	\$ -	\$ -	\$ -	\$ -	\$ -	\$ 235.43	\$ -	\$ 235.43	\$ 235.43
Cascio, Matthew V	53-01-42-309-007.000-008		2	N	\$ -	\$ -	\$ -	\$ -	\$ -	\$ 235.22	\$ -	\$ 235.22	\$ 235.22
Cascio, Matthew V	53-01-42-309-008.000-008		2	N	\$ -	\$ -	\$ -	\$ -	\$ -	\$ 235.43	\$ -	\$ 235.43	\$ 235.43
Cascio, Matthew V	53-01-42-309-009.000-008		2	N	\$ -	\$ -	\$ -	\$ -	\$ -	\$ 235.22	\$ -	\$ 235.22	\$ 235.22
Cascio, Matthew V	53-01-42-309-010.000-008		2	N	\$ -	\$ -	\$ -	\$ -	\$ -	\$ 235.43	\$ -	\$ 235.43	\$ 235.43
Cascio, Matthew V	53-01-42-309-011.000-008		2	N	\$ -	\$ -	\$ -	\$ -	\$ -	\$ 219.63	\$ -	\$ 219.63	\$ 219.63
Cascio, Matthew V & Lorelei	53-01-42-310-000.000-008		2	N	\$ -	\$ -	\$ -	\$ -	\$ -	\$ -	\$ -	\$ -	\$ -
Ratliff, Mary Burch	53-08-11-101-048.000-008		2	N	\$ -	\$ -	\$ -	\$ -	\$ -	\$ -	\$ -	\$ -	\$ -
Ratliff, Mary Burch	53-08-11-101-049.000-008		2	N	\$ -	\$ -	\$ -	\$ -	\$ -	\$ -	\$ -	\$ -	\$ -
Ratliff, Mary Burch	53-08-11-101-021.000-008		2	N	\$ -	\$ -	\$ -	\$ -	\$ -	\$ -	\$ -	\$ -	\$ -
Ratliff, Mary Burch	53-08-11-101-032.000-008		2	N	\$ -	\$ -	\$ -	\$ -	\$ -	\$ -	\$ -	\$ -	\$ -
Ratliff, Mary Burch	53-08-11-101-023.000-008		2	N	\$ -	\$ -	\$ -	\$ -	\$ -	\$ -	\$ -	\$ -	\$ -

City of Bloomington

Area #2: South-East Annexation Area - Circuit Breaker Impacts Analysis

Owner Name	Parcel #	Waiver	Annexation Area	AG	Pre-Annex 1% CB Credits	Pre-Annex 2% CB Credits	Pre-Annex 65 & Over CB Credits	Pre-Annex Total CB Credits	Post-Annex 1% CB Credits	Post-Annex 2% CB Credits	Post-Annex 65 & Over CB Credits	Post-Annex Total CB Credits	Total Post-Annex CB Credits Increase
Welch, Rhonda J	53-08-21-200-135.000-008		2	N	\$ -	\$ -	\$ -	\$ -	\$ -	\$ -	\$ -	\$ -	\$ -
Merida, Brenda; w/l/e Merida, Lou Agnes	53-08-20-400-035.000-008		2	N	\$ -	\$ -	\$ 248.00	\$ 248.00	\$ -	\$ -	\$ 525.79	\$ 525.79	\$ 277.79
Mikesell, John L & Karen R	53-08-01-400-176.000-008		2	Y	\$ -	\$ -	\$ -	\$ -	\$ -	\$ -	\$ -	\$ -	\$ -
Gentry Estates Dev Co Inc	53-01-42-168-002.000-008		2	N	\$ -	\$ -	\$ -	\$ -	\$ -	\$ -	\$ -	\$ -	\$ -
Crosser, Alan J & Karen D	53-08-01-400-134.172-008	2231	2	N	\$ -	\$ -	\$ -	\$ -	\$ 962.91	\$ -	\$ -	\$ 962.91	\$ 962.91
Hunt, Thomas Dana & Wiedke Tamara Dirks-Hunt	53-08-01-400-134.173-008	2231	2	N	\$ -	\$ -	\$ -	\$ -	\$ 1,283.37	\$ -	\$ -	\$ 1,283.37	\$ 1,283.37
Li, Liang-Shi; Chen, Xi	53-08-01-400-134.174-008	2231	2	N	\$ -	\$ -	\$ -	\$ -	\$ 1,144.26	\$ -	\$ -	\$ 1,144.26	\$ 1,144.26
Lindner, James R & Brianna K Giarratano	53-08-01-400-134.175-008	2231	2	N	\$ -	\$ -	\$ -	\$ -	\$ 1,758.68	\$ -	\$ -	\$ 1,758.68	\$ 1,758.68
Grazzini, Stephen C & Maho S	53-08-01-400-134.176-008	2232	2	N	\$ -	\$ -	\$ -	\$ -	\$ 1,188.56	\$ -	\$ -	\$ 1,188.56	\$ 1,188.56
Grazzini, Stephen	53-08-01-400-134.177-008	2232	2	N	\$ -	\$ -	\$ -	\$ -	\$ -	\$ -	\$ -	\$ -	\$ -
Thiel, Peter & Rayette	53-08-01-400-134.178-008	2232	2	N	\$ -	\$ -	\$ -	\$ -	\$ 1,162.47	\$ -	\$ -	\$ 1,162.47	\$ 1,162.47
Tate, David M & Benna K	53-08-01-400-134.179-008	2232	2	N	\$ -	\$ -	\$ -	\$ -	\$ 1,232.44	\$ -	\$ -	\$ 1,232.44	\$ 1,232.44
Viers, Christopher James & Viers, Keri Melynn Revocable Trust	53-08-01-400-134.180-008	2233	2	N	\$ -	\$ -	\$ -	\$ -	\$ 1,025.84	\$ -	\$ -	\$ 1,025.84	\$ 1,025.84
Coyner, Kenneth & Crawford, Erika Revocable Trust	53-08-01-400-134.181-008	2233	2	N	\$ -	\$ -	\$ -	\$ -	\$ 921.92	\$ -	\$ -	\$ 921.92	\$ 921.92
Stoddard, Raymond A & Sharon L Revocable Living Trust	53-08-14-100-008.000-008		2	N	\$ -	\$ -	\$ -	\$ -	\$ 673.09	\$ -	\$ -	\$ 673.09	\$ 673.09
Shahbahrani, Frank Bradley	53-01-42-332-000.000-008		2	N	\$ -	\$ -	\$ -	\$ -	\$ -	\$ -	\$ -	\$ -	\$ -
Quarterround LLC	53-08-20-400-029.000-008	2027	2	N	\$ -	\$ -	\$ -	\$ -	\$ -	\$ 281.38	\$ -	\$ 281.38	\$ 281.38
Monroe, Lodge 22f & Am	53-08-21-200-052.000-008		2	N	\$ -	\$ -	\$ -	\$ -	\$ -	\$ -	\$ -	\$ -	\$ -
AFH Properties LLC	53-08-21-200-142.000-008		2	N	\$ -	\$ -	\$ -	\$ -	\$ -	\$ -	\$ -	\$ -	\$ -
Chambers, Benjamin M & Brenda L	53-08-21-200-145.000-008		2	N	\$ -	\$ -	\$ -	\$ -	\$ 893.36	\$ 277.80	\$ -	\$ 1,171.15	\$ 1,171.15
Ozcelik, Oner & Teuta	53-08-14-106-012.000-008		2	N	\$ -	\$ -	\$ -	\$ -	\$ 375.81	\$ -	\$ -	\$ 375.81	\$ 375.81
Nicholson, Donald L	53-08-21-200-050.000-008		2	N	\$ -	\$ -	\$ -	\$ -	\$ -	\$ 189.27	\$ -	\$ 189.27	\$ 189.27
Pettay, Lee	53-08-21-100-071.000-008	2319	2	N	\$ -	\$ -	\$ -	\$ -	\$ 409.77	\$ -	\$ -	\$ 409.77	\$ 409.77
Bridlewood Dev Group LLC	53-08-21-100-039.000-008	2298	2	N	\$ -	\$ -	\$ -	\$ -	\$ -	\$ -	\$ -	\$ -	\$ -
Ast, Eric G & Sonja	53-08-21-100-151.000-008		2	N	\$ -	\$ -	\$ -	\$ -	\$ -	\$ -	\$ -	\$ -	\$ -
Ast, Eric G & Sonja	53-08-21-100-069.000-008		2	N	\$ -	\$ -	\$ -	\$ -	\$ -	\$ -	\$ -	\$ -	\$ -
Cornelius, Matthew R	53-08-21-100-081.000-008	1915	2	N	\$ -	\$ -	\$ -	\$ -	\$ 1,359.96	\$ -	\$ -	\$ 1,359.96	\$ 1,359.96
Byers, Kendall A & John E	53-08-21-100-072.000-008	2462	2	N	\$ -	\$ -	\$ -	\$ -	\$ 1,800.91	\$ -	\$ -	\$ 1,800.91	\$ 1,800.91
Fielding, George & Jo Ellen	53-08-01-400-134.182-008	2233	2	N	\$ -	\$ -	\$ -	\$ -	\$ 1,253.14	\$ -	\$ -	\$ 1,253.14	\$ 1,253.14
Fielding, George & Jo Ellen	53-08-01-400-134.183-008	2233	2	N	\$ -	\$ -	\$ -	\$ -	\$ -	\$ -	\$ -	\$ -	\$ -
Barnes Drive LLC	53-08-01-400-134.184-008	2234	2	N	\$ -	\$ -	\$ -	\$ -	\$ 1,303.66	\$ -	\$ -	\$ 1,303.66	\$ 1,303.66
Clark, John D & Schwiery, Carrie L	53-08-01-400-134.185-008	2234	2	N	\$ -	\$ -	\$ -	\$ -	\$ 1,420.00	\$ -	\$ -	\$ 1,420.00	\$ 1,420.00
Holcomb, Kimra D	53-08-01-400-134.186-008	2234	2	N	\$ -	\$ -	\$ -	\$ -	\$ 1,750.40	\$ -	\$ -	\$ 1,750.40	\$ 1,750.40
Meier, Allen W Revocable Trust & Meier, Angela F Revocable Trust	53-08-01-400-134.187-008	2234	2	N	\$ -	\$ -	\$ -	\$ -	\$ 1,637.36	\$ -	\$ -	\$ 1,637.36	\$ 1,637.36
Yan, Ge & Zhang, Jingjing	53-08-21-100-066.000-008	1915	2	N	\$ -	\$ -	\$ -	\$ -	\$ 1,350.44	\$ -	\$ -	\$ 1,350.44	\$ 1,350.44
Dustin, John U	53-08-21-100-115.000-008	1915	2	N	\$ -	\$ -	\$ -	\$ -	\$ 1,565.32	\$ -	\$ -	\$ 1,565.32	\$ 1,565.32
Turner, Cicely C & Nathan Edward	53-08-15-400-002.000-008		2	N	\$ -	\$ -	\$ -	\$ -	\$ -	\$ -	\$ -	\$ -	\$ -
Lampke, David & Tina Tuley- Lampke	53-08-21-200-051.000-008		2	N	\$ -	\$ -	\$ -	\$ -	\$ -	\$ 127.10	\$ -	\$ 127.10	\$ 127.10
Haney, Michell & Timothy	53-08-21-200-067.000-008		2	N	\$ -	\$ -	\$ -	\$ -	\$ -	\$ 201.08	\$ -	\$ 201.08	\$ 201.08
Harden, Virgil; Harden, Rose; Harden, Goldie; c / O Houshour, C	53-08-23-100-007.000-008		2	N	\$ -	\$ -	\$ -	\$ -	\$ -	\$ 104.96	\$ -	\$ 104.96	\$ 104.96
Wang, Chuhua & Chen, Cheng	53-08-14-200-040.004-008	2029	2	N	\$ -	\$ -	\$ -	\$ -	\$ 68.19	\$ -	\$ -	\$ 68.19	\$ 68.19

City of Bloomington

Area #2: South-East Annexation Area - Circuit Breaker Impacts Analysis

Owner Name	Parcel #	Waiver	Annexation Area	AG	Pre-Annex 1% CB Credits	Pre-Annex 2% CB Credits	Pre-Annex 65 & Over CB Credits	Pre-Annex Total CB Credits	Post-Annex 1% CB Credits	Post-Annex 2% CB Credits	Post-Annex 65 & Over CB Credits	Post-Annex Total CB Credits	Total Post-Annex CB Credits Increase
Tian, Ye	53-08-14-200-040.005-008	2029	2	N	\$ -	\$ -	\$ -	\$ -	\$ -	\$ 326.28	\$ -	\$ 326.28	\$ 326.28
BBR Management LLC	53-08-14-200-040.006-008	2029	2	N	\$ -	\$ -	\$ -	\$ -	\$ -	\$ 345.46	\$ -	\$ 345.46	\$ 345.46
New, David F & Misty R	53-08-14-200-040.007-008	2029	2	N	\$ -	\$ -	\$ -	\$ -	\$ -	\$ -	\$ -	\$ -	\$ -
Thomas, James E	53-08-14-200-040.008-008	2029	2	N	\$ -	\$ -	\$ -	\$ -	\$ -	\$ 386.14	\$ -	\$ 386.14	\$ 386.14
Bonine, Michael L & Karol M	53-08-14-200-040.009-008	2029	2	N	\$ -	\$ -	\$ -	\$ -	\$ -	\$ -	\$ -	\$ -	\$ -
Cheng, Albert H & Doris	53-08-14-200-040.010-008	2029	2	N	\$ -	\$ -	\$ -	\$ -	\$ -	\$ 336.39	\$ -	\$ 336.39	\$ 336.39
Cross, Dionne I	53-08-14-200-040.011-008	2029	2	N	\$ -	\$ -	\$ -	\$ -	\$ -	\$ 262.87	\$ -	\$ 262.87	\$ 262.87
Disque, Donna L	53-08-14-200-040.012-008	2029	2	N	\$ -	\$ -	\$ -	\$ -	\$ -	\$ -	\$ -	\$ -	\$ -
Townhomes on the Green LLC	53-08-14-200-040.013-008	2029	2	N	\$ -	\$ -	\$ -	\$ -	\$ -	\$ 353.04	\$ -	\$ 353.04	\$ 353.04
Thomas, Beena	53-08-14-200-040.014-008	2029	2	N	\$ -	\$ -	\$ -	\$ -	\$ -	\$ 379.60	\$ -	\$ 379.60	\$ 379.60
Kasa, Muhammad Nubli Mohd	53-08-14-200-040.015-008	2029	2	N	\$ -	\$ -	\$ -	\$ -	\$ -	\$ -	\$ -	\$ -	\$ -
Pankavich, Stephen D	53-08-14-200-040.016-008	2029	2	N	\$ -	\$ -	\$ -	\$ -	\$ -	\$ 343.35	\$ -	\$ 343.35	\$ 343.35
BBR Management LLC	53-08-14-200-040.017-008	2029	2	N	\$ -	\$ -	\$ -	\$ -	\$ -	\$ 346.30	\$ -	\$ 346.30	\$ 346.30
Wang, Jinmei	53-08-14-200-040.018-008	2029	2	N	\$ -	\$ -	\$ -	\$ -	\$ -	\$ 343.35	\$ -	\$ 343.35	\$ 343.35
Quigley, Linda E	53-08-14-200-040.019-008	2029	2	N	\$ -	\$ -	\$ -	\$ -	\$ -	\$ -	\$ -	\$ -	\$ -
Mahdi, Mohammed M	53-08-14-200-036.020-008	2029	2	N	\$ -	\$ -	\$ -	\$ -	\$ -	\$ -	\$ -	\$ -	\$ -
Xun, Pengcheng	53-08-14-200-036.021-008	2029	2	N	\$ -	\$ -	\$ -	\$ -	\$ -	\$ 346.30	\$ -	\$ 346.30	\$ 346.30
Henson, David L & Lesa D	53-08-14-200-036.022-008	2029	2	N	\$ -	\$ -	\$ -	\$ -	\$ -	\$ 343.35	\$ -	\$ 343.35	\$ 343.35
Henson, David L & Lesa D	53-08-14-200-036.023-008	2029	2	N	\$ -	\$ -	\$ -	\$ -	\$ -	\$ 346.30	\$ -	\$ 346.30	\$ 346.30
Ma, Haozhen	53-08-14-200-036.024-008	2029	2	N	\$ -	\$ -	\$ -	\$ -	\$ -	\$ -	\$ -	\$ -	\$ -
BBR Management LLC	53-08-14-200-036.025-008	2029	2	N	\$ -	\$ -	\$ -	\$ -	\$ -	\$ 343.35	\$ -	\$ 343.35	\$ 343.35
Dathe, Edmund F & Mary Ann	53-08-14-100-007.000-008		2	N	\$ -	\$ -	\$ -	\$ -	\$ 228.18	\$ -	\$ -	\$ 228.18	\$ 228.18
Blair, Richard L. & Carol A.	53-08-21-300-074.000-008		2	N	\$ -	\$ -	\$ -	\$ -	\$ -	\$ -	\$ -	\$ -	\$ -
Williams, Chris A & Williams, Tina M	53-08-01-100-013.000-008		2	N	\$ -	\$ -	\$ -	\$ -	\$ 496.30	\$ -	\$ -	\$ 496.30	\$ 496.30
Williams, Luther	53-08-28-200-013.000-008		2	N	\$ -	\$ -	\$ -	\$ -	\$ -	\$ -	\$ -	\$ -	\$ -
Webb, Leslie Dale & Elsie Marie Revocable Trusts	53-08-20-400-042.000-008		2	N	\$ -	\$ -	\$ -	\$ -	\$ -	\$ 286.23	\$ -	\$ 286.23	\$ 286.23
Malham Properties LLC	53-08-20-401-001.000-008	1905	2	N	\$ -	\$ -	\$ -	\$ -	\$ -	\$ -	\$ -	\$ -	\$ -
Williams, David A & Mary Ann	53-08-20-401-002.000-008	1145	2	N	\$ -	\$ -	\$ -	\$ -	\$ 151.82	\$ -	\$ -	\$ 151.82	\$ 151.82
Freeman, Timothy J & Kimberly J	53-08-01-400-050.000-008		2	N	\$ -	\$ -	\$ -	\$ -	\$ -	\$ 191.38	\$ -	\$ 191.38	\$ 191.38
Henderson, Daniel L & Diana Daun	53-08-11-406-005.000-008	1627	2	N	\$ -	\$ -	\$ -	\$ -	\$ 806.41	\$ -	\$ -	\$ 806.41	\$ 806.41
Smith, Charles K & Maxine K	53-08-11-406-001.000-008	1627	2	N	\$ -	\$ -	\$ -	\$ -	\$ 1,161.64	\$ -	\$ -	\$ 1,161.64	\$ 1,161.64
Seward, Lorna Ross Rev Trust	53-08-11-406-003.000-008	1627	2	N	\$ -	\$ -	\$ -	\$ -	\$ 1,003.48	\$ -	\$ -	\$ 1,003.48	\$ 1,003.48
Simpson, Jerry B & Sharon L Living Trust	53-08-21-100-123.000-008	2201	2	N	\$ -	\$ -	\$ -	\$ -	\$ 60.33	\$ -	\$ -	\$ 60.33	\$ 60.33
Wingard, Ben & Sarah	53-08-11-400-001.000-008	1627	2	N	\$ -	\$ -	\$ -	\$ -	\$ 71.09	\$ -	\$ -	\$ 71.09	\$ 71.09
Grossman, R Daniel M D & Maureen Adell	53-08-11-400-014.000-008	1627	2	Y	\$ -	\$ -	\$ -	\$ -	\$ -	\$ -	\$ -	\$ -	\$ -
Essl, Robert A & Nancy H	53-08-11-400-008.000-008	1627	2	N	\$ -	\$ -	\$ -	\$ -	\$ -	\$ -	\$ -	\$ -	\$ -
Board Of Commissioners Monroe Co	53-08-11-400-025.000-008	1627	2	N	\$ -	\$ -	\$ -	\$ -	\$ -	\$ -	\$ -	\$ -	\$ -
Grossman, R Daniel M D & Maureen Adell	53-08-11-400-026.000-008	1627	2	Y	\$ -	\$ -	\$ -	\$ -	\$ -	\$ -	\$ -	\$ -	\$ -
Stone Ridge Community Association Inc	53-08-11-406-015.000-008	1627	2	N	\$ -	\$ -	\$ -	\$ -	\$ -	\$ -	\$ -	\$ -	\$ -
Stone Ridge Community Association Inc	53-08-11-406-008.000-008	1627	2	N	\$ -	\$ -	\$ -	\$ -	\$ -	\$ -	\$ -	\$ -	\$ -
Saddlebrook Estates LLC	53-08-11-406-016.000-008	1627	2	N	\$ -	\$ -	\$ -	\$ -	\$ -	\$ -	\$ -	\$ -	\$ -
Gates, Whitney A	53-08-11-406-015.004-008	1627	2	N	\$ -	\$ -	\$ -	\$ -	\$ 1,272.61	\$ -	\$ -	\$ 1,272.61	\$ 1,272.61

City of Bloomington

Area #2: South-East Annexation Area - Circuit Breaker Impacts Analysis

Owner Name	Parcel #	Waiver	Annexation Area	AG	Pre-Annex 1% CB Credits	Pre-Annex 2% CB Credits	Pre-Annex 65 & Over CB Credits	Pre-Annex Total CB Credits	Post-Annex 1% CB Credits	Post-Annex 2% CB Credits	Post-Annex 65 & Over CB Credits	Post-Annex Total CB Credits	Total Post-Annex CB Credits Increase
Fox, Tracy E	53-08-11-406-015.001-008	1627	2	N	\$ -	\$ -	\$ -	\$ -	\$ -	\$ -	\$ -	\$ -	\$ -
Cortellini, Paul J & Rosalind	53-08-11-406-015.005-008	1627	2	N	\$ -	\$ -	\$ -	\$ -	\$ 1,436.14	\$ -	\$ -	\$ 1,436.14	\$ 1,436.14
Carrasquel, Juan Carlos & Jennifer L	53-08-11-406-011.000-008	1627	2	N	\$ -	\$ -	\$ -	\$ -	\$ 675.99	\$ -	\$ -	\$ 675.99	\$ 675.99
White, John Philip & Barbara P	53-08-11-406-014.000-008	1627	2	N	\$ -	\$ -	\$ -	\$ -	\$ 1,419.59	\$ -	\$ -	\$ 1,419.59	\$ 1,419.59
Ross, Gary	53-08-14-300-009.000-008		2	N	\$ -	\$ -	\$ -	\$ -	\$ -	\$ 1,621.06	\$ -	\$ 1,621.06	\$ 1,621.06
S P C Dev Corp	53-08-14-300-001.000-008		2	N	\$ -	\$ -	\$ -	\$ -	\$ -	\$ -	\$ -	\$ -	\$ -
Sutkowski, Edward G & Amy S	53-08-16-400-001.001-008		2	N	\$ -	\$ -	\$ -	\$ -	\$ -	\$ -	\$ -	\$ -	\$ -
Ganza, Kenneth S & Denise S Hyble	53-08-14-102-008.000-008		2	N	\$ -	\$ -	\$ -	\$ -	\$ 75.43	\$ -	\$ -	\$ 75.43	\$ 75.43
Rowe, Gregory H	53-08-01-400-134.188-008	2235	2	N	\$ -	\$ -	\$ -	\$ -	\$ 1,530.97	\$ -	\$ -	\$ 1,530.97	\$ 1,530.97
Plummer, Dustin L & Roberta Marlene	53-08-01-400-134.189-008	2235	2	N	\$ -	\$ -	\$ -	\$ -	\$ 1,525.58	\$ -	\$ -	\$ 1,525.58	\$ 1,525.58
Fritz, Adam & Brandi	53-08-01-400-134.190-008	2235	2	N	\$ -	\$ -	\$ -	\$ -	\$ 793.16	\$ -	\$ -	\$ 793.16	\$ 793.16
Freeman, James & Heather	53-08-01-400-134.191-008	2235	2	N	\$ -	\$ -	\$ -	\$ -	\$ -	\$ -	\$ -	\$ -	\$ -
Scott, Leslie E	53-08-01-400-134.192-008	2236	2	N	\$ -	\$ -	\$ -	\$ -	\$ -	\$ -	\$ -	\$ -	\$ -
Scott, Leslie E	53-08-01-400-134.193-008	2236	2	N	\$ -	\$ -	\$ -	\$ -	\$ 902.87	\$ -	\$ -	\$ 902.87	\$ 902.87
Barnett, David L & Judith C	53-08-01-400-134.194-008	2236	2	N	\$ -	\$ -	\$ -	\$ -	\$ 882.17	\$ -	\$ -	\$ 882.17	\$ 882.17
Kubow, Patricia Kristine	53-08-01-400-134.195-008	2236	2	N	\$ -	\$ -	\$ -	\$ -	\$ 966.23	\$ -	\$ -	\$ 966.23	\$ 966.23
Chung, Choong Geun & Yun Jeong Park	53-08-01-400-134.196-008	2237	2	N	\$ -	\$ -	\$ -	\$ -	\$ 1,123.97	\$ -	\$ -	\$ 1,123.97	\$ 1,123.97
Pratt, Cathy L Revocable Trust	53-08-01-400-134.197-008	1663	2	N	\$ -	\$ -	\$ -	\$ -	\$ 883.83	\$ -	\$ -	\$ 883.83	\$ 883.83
Pratt, Cathy L Revocable Trust	53-08-01-400-134.198-008	2237	2	N	\$ -	\$ -	\$ -	\$ -	\$ -	\$ -	\$ -	\$ -	\$ -
Donnelly, Martin K & Kristi J	53-08-01-400-134.199-008	2237	2	N	\$ -	\$ -	\$ -	\$ -	\$ 1,148.80	\$ -	\$ -	\$ 1,148.80	\$ 1,148.80
Wicks, Tod & Daunna Minnich	53-08-01-400-134.200-008	2238	2	N	\$ -	\$ -	\$ -	\$ -	\$ 1,225.82	\$ -	\$ -	\$ 1,225.82	\$ 1,225.82
Wicks, Tod & Minnich, Daunna	53-08-01-400-134.201-008	2238	2	N	\$ -	\$ -	\$ -	\$ -	\$ -	\$ -	\$ -	\$ -	\$ -
Borden, Victor M H & Sandra M H	53-08-01-400-134.202-008	2238	2	N	\$ -	\$ -	\$ -	\$ -	\$ -	\$ -	\$ -	\$ -	\$ -
Borden, Victor M H & Sandra M H	53-08-01-400-134.203-008	2238	2	N	\$ -	\$ -	\$ -	\$ -	\$ 890.46	\$ -	\$ -	\$ 890.46	\$ 890.46
Arora, Gagan Kumar & Saxena, Swapnil	53-08-01-400-134.204-008	2239	2	N	\$ -	\$ -	\$ -	\$ -	\$ 1,036.61	\$ -	\$ -	\$ 1,036.61	\$ 1,036.61
Dollinger, Marc & Mary Joint Revocable Living Trust	53-08-01-400-134.205-008	2239	2	N	\$ -	\$ -	\$ -	\$ -	\$ 1,078.84	\$ -	\$ -	\$ 1,078.84	\$ 1,078.84
Mellinger, Richard D & Lindsey Belle McGlothlin, Theodore M & Gladys M Trust	53-08-01-400-134.206-008	2239	2	N	\$ -	\$ -	\$ -	\$ -	\$ 1,871.70	\$ -	\$ -	\$ 1,871.70	\$ 1,871.70
Khodjaev, Bahtiyor & Hodjaev, Malik A	53-08-12-200-004.000-008		2	N	\$ -	\$ -	\$ -	\$ -	\$ -	\$ -	\$ -	\$ -	\$ -
Wohlfeld, Bryan J & Marna K.W.	53-08-21-100-084.000-008	1915	2	N	\$ -	\$ -	\$ -	\$ -	\$ 1,174.07	\$ -	\$ -	\$ 1,174.07	\$ 1,174.07
Jaime, Mark & Mullins-Jaime, Charmaine M	53-08-21-100-116.000-008	1915	2	N	\$ -	\$ -	\$ -	\$ -	\$ 1,034.53	\$ -	\$ -	\$ 1,034.53	\$ 1,034.53
Patel, Bhupendra M & Bindubahen N	53-08-21-100-109.000-008	1915	2	N	\$ -	\$ -	\$ -	\$ -	\$ 921.92	\$ -	\$ -	\$ 921.92	\$ 921.92
Seyer, Clinton Richard & Lesley	53-01-41-890-509.000-008	1915	2	N	\$ -	\$ -	\$ -	\$ -	\$ 872.23	\$ -	\$ -	\$ 872.23	\$ 872.23
Tran, Duc V & Hang M Do	53-08-21-100-070.000-008	1915	2	N	\$ -	\$ -	\$ -	\$ -	\$ 864.78	\$ -	\$ -	\$ 864.78	\$ 864.78
R & H Reiter Living Trust	53-01-41-890-511.000-008	2297	2	N	\$ -	\$ -	\$ -	\$ -	\$ 745.54	\$ -	\$ -	\$ 745.54	\$ 745.54
Zhang, Yifan	53-01-41-890-512.000-008		2	N	\$ -	\$ -	\$ -	\$ -	\$ 707.87	\$ -	\$ -	\$ 707.87	\$ 707.87
Mathis, Jason & Sarah	53-01-41-890-513.000-008	2298	2	N	\$ -	\$ -	\$ -	\$ -	\$ 751.34	\$ -	\$ -	\$ 751.34	\$ 751.34
Stanton, Tiffany N	53-01-41-890-514.000-008	2298	2	N	\$ -	\$ -	\$ -	\$ -	\$ 583.66	\$ -	\$ -	\$ 583.66	\$ 583.66
Law, Scott R & Holly L	53-01-41-890-515.000-008	2295	2	N	\$ -	\$ -	\$ -	\$ -	\$ 821.31	\$ -	\$ -	\$ 821.31	\$ 821.31
Black, Ryan William & Brittany Renae	53-01-41-890-516.000-008		2	N	\$ -	\$ -	\$ -	\$ -	\$ 973.67	\$ -	\$ -	\$ 973.67	\$ 973.67
	53-01-41-890-518.000-008	2296	2	N	\$ -	\$ -	\$ -	\$ -	\$ 777.83	\$ -	\$ -	\$ 777.83	\$ 777.83

City of Bloomington

Area #2: South-East Annexation Area - Circuit Breaker Impacts Analysis

Owner Name	Parcel #	Waiver	Annexation Area	AG	Pre-Annex 1% CB Credits	Pre-Annex 2% CB Credits	Pre-Annex 65 & Over CB Credits	Pre-Annex Total CB Credits	Post-Annex 1% CB Credits	Post-Annex 2% CB Credits	Post-Annex 65 & Over CB Credits	Post-Annex Total CB Credits	Total Post-Annex CB Credits Increase
Tracy, Matthew B & Jennifer L	53-01-41-890-519.000-008		2	N	\$ -	\$ -	\$ -	\$ -	\$ 980.30	\$ -	\$ -	\$ 980.30	\$ 980.30
Van Rooy, Kevin & Marissa	53-01-41-890-520.000-008	2294	2	N	\$ -	\$ -	\$ -	\$ -	\$ 1,492.47	\$ -	\$ -	\$ 1,492.47	\$ 1,492.47
Heim, Bradley Thomas & Maria Theresa	53-01-41-890-521.000-008		2	N	\$ -	\$ -	\$ -	\$ -	\$ 1,055.25	\$ -	\$ -	\$ 1,055.25	\$ 1,055.25
Heyerdahl-Larsen, Christian & Elisabeth Solhaug	53-01-41-890-522.000-008		2	N	\$ -	\$ -	\$ -	\$ -	\$ 1,169.52	\$ -	\$ -	\$ 1,169.52	\$ 1,169.52
Kennedy, James C & Elaine T	53-01-41-890-523.000-008	2298	2	N	\$ -	\$ -	\$ -	\$ -	\$ 777.42	\$ -	\$ -	\$ 777.42	\$ 777.42
Hart, Leon Michael & Monique P Singleton, Braden T & Tilly- Singleton, Barbara J	53-01-41-890-524.000-008	2298	2	N	\$ -	\$ -	\$ -	\$ -	\$ 1,232.02	\$ -	\$ -	\$ 1,232.02	\$ 1,232.02
Rana, Muhammad & Noreen	53-01-41-890-525.000-008	2298	2	N	\$ -	\$ -	\$ -	\$ -	\$ 1,197.67	\$ -	\$ -	\$ 1,197.67	\$ 1,197.67
Rodda, Donald E & Victoria L Land	53-01-41-890-527.000-008	2299	2	N	\$ -	\$ -	\$ -	\$ -	\$ 1,017.98	\$ -	\$ -	\$ 1,017.98	\$ 1,017.98
Martin, Evan & Angela O	53-08-21-100-080.000-008	1915	2	N	\$ -	\$ -	\$ -	\$ -	\$ 947.60	\$ -	\$ -	\$ 947.60	\$ 947.60
Garrison, Daniel J & Adrienne M Digregorio, Rachel	53-08-21-100-076.000-008	1915	2	N	\$ -	\$ -	\$ -	\$ -	\$ 1,027.50	\$ -	\$ -	\$ 1,027.50	\$ 1,027.50
	53-08-01-400-134.207-008	2239	2	N	\$ -	\$ -	\$ -	\$ -	\$ 830.41	\$ -	\$ -	\$ 830.41	\$ 830.41
	53-08-20-400-063.000-008	1177	2	N	\$ -	\$ -	\$ -	\$ -	\$ -	\$ -	\$ -	\$ -	\$ -
Lowery, Robert Matt & Ashley Lynn	53-08-20-403-017.000-008		2	N	\$ -	\$ -	\$ -	\$ -	\$ -	\$ -	\$ -	\$ -	\$ -
Lowery, Robert Matt & Ashley Lynn Pennington, Jeremy & Melanie	53-08-20-403-009.000-008		2	N	\$ -	\$ -	\$ -	\$ -	\$ -	\$ -	\$ -	\$ -	\$ -
	53-08-01-100-091.000-008		2	N	\$ -	\$ -	\$ -	\$ -	\$ 603.95	\$ -	\$ -	\$ 603.95	\$ 603.95
Bangla, Venkata Chalapathy & Kavari Venkata	53-08-14-200-036.026-008	2029	2	N	\$ -	\$ -	\$ -	\$ -	\$ -	\$ 271.72	\$ -	\$ 271.72	\$ 271.72
BBR Management LLC	53-08-14-200-036.027-008	2029	2	N	\$ -	\$ -	\$ -	\$ -	\$ -	\$ 349.88	\$ -	\$ 349.88	\$ 349.88
Lopatin Family Trust & Lopatin, Jennifer Lynn	53-08-14-200-036.028-008	2029	2	N	\$ -	\$ -	\$ -	\$ -	\$ -	\$ -	\$ -	\$ -	\$ -
Henson, David L & Lesa D	53-08-14-200-036.029-008	2029	2	N	\$ -	\$ -	\$ -	\$ -	\$ -	\$ 349.88	\$ -	\$ 349.88	\$ 349.88
Wendell, Benjamin A & Meredith I	53-08-14-200-036.030-008	2029	2	N	\$ -	\$ -	\$ -	\$ -	\$ -	\$ 354.94	\$ -	\$ 354.94	\$ 354.94
Henson, David L & Lesa D	53-08-14-200-036.031-008	2029	2	N	\$ -	\$ -	\$ -	\$ -	\$ -	\$ 389.09	\$ -	\$ 389.09	\$ 389.09
Henson, David L & Lesa D	53-08-14-200-036.032-008	2029	2	N	\$ -	\$ -	\$ -	\$ -	\$ -	\$ 394.36	\$ -	\$ 394.36	\$ 394.36
Ekbia, Kaveh	53-08-14-200-036.034-008	2029	2	N	\$ -	\$ -	\$ -	\$ -	\$ -	\$ -	\$ -	\$ -	\$ -
Yang, Bin & Tian, Ye	53-08-14-200-036.035-008	2029	2	N	\$ -	\$ -	\$ -	\$ -	\$ -	\$ 349.88	\$ -	\$ 349.88	\$ 349.88
Chang, Chung-Ti and Ming-Jen Wu	53-08-14-200-036.036-008	2029	2	N	\$ -	\$ -	\$ -	\$ -	\$ -	\$ 345.25	\$ -	\$ 345.25	\$ 345.25
Koh, Moon Seok & Kim, Kyoung Hwa	53-08-14-200-036.037-008	2029	2	N	\$ -	\$ -	\$ -	\$ -	\$ -	\$ -	\$ -	\$ -	\$ -
Lee, Heewook	53-08-14-200-036.038-008	2029	2	N	\$ -	\$ -	\$ -	\$ -	\$ 44.60	\$ -	\$ -	\$ 44.60	\$ 44.60
Townhomes on the Green LLC	53-08-14-200-036.039-008	2029	2	N	\$ -	\$ -	\$ -	\$ -	\$ -	\$ 345.25	\$ -	\$ 345.25	\$ 345.25
Townhomes on the Green LLC	53-08-14-200-036.040-008	2029	2	N	\$ -	\$ -	\$ -	\$ -	\$ -	\$ 349.88	\$ -	\$ 349.88	\$ 349.88
Townhomes on the Green LLC	53-08-14-200-036.041-008	2029	2	N	\$ -	\$ -	\$ -	\$ -	\$ -	\$ 345.25	\$ -	\$ 345.25	\$ 345.25
Townhomes on the Green LLC	53-08-14-200-036.042-008	2029	2	N	\$ -	\$ -	\$ -	\$ -	\$ -	\$ 349.88	\$ -	\$ 349.88	\$ 349.88
Townhomes on the Green LLC	53-08-14-200-036.043-008	2029	2	N	\$ -	\$ -	\$ -	\$ -	\$ -	\$ 345.25	\$ -	\$ 345.25	\$ 345.25
Townhomes on the Green LLC	53-08-14-200-036.044-008	2029	2	N	\$ -	\$ -	\$ -	\$ -	\$ -	\$ 349.88	\$ -	\$ 349.88	\$ 349.88
Townhomes on the Green LLC	53-08-14-200-036.045-008	2029	2	N	\$ -	\$ -	\$ -	\$ -	\$ -	\$ 349.88	\$ -	\$ 349.88	\$ 349.88
Townhomes on the Green LLC	53-08-14-200-036.046-008	2029	2	N	\$ -	\$ -	\$ -	\$ -	\$ -	\$ 345.25	\$ -	\$ 345.25	\$ 345.25
Townhomes on the Green LLC	53-08-14-200-036.047-008	2029	2	N	\$ -	\$ -	\$ -	\$ -	\$ -	\$ 359.79	\$ -	\$ 359.79	\$ 359.79
Stager, Joel M & Nan H	53-08-14-106-001.000-008		2	N	\$ -	\$ -	\$ -	\$ -	\$ 572.47	\$ -	\$ -	\$ 572.47	\$ 572.47
Beck, Danni L	53-08-14-107-002.000-008		2	N	\$ -	\$ -	\$ -	\$ -	\$ -	\$ -	\$ -	\$ -	\$ -
Herring, Anthony K & Christine Marie	53-08-14-103-003.000-008		2	N	\$ -	\$ -	\$ -	\$ -	\$ 590.28	\$ -	\$ -	\$ 590.28	\$ 590.28
Wisley, Julie	53-08-20-400-037.000-008		2	N	\$ -	\$ -	\$ -	\$ -	\$ -	\$ 363.58	\$ -	\$ 363.58	\$ 363.58
Wisley, Julie	53-08-20-400-126.000-008		2	N	\$ -	\$ -	\$ -	\$ -	\$ -	\$ -	\$ -	\$ -	\$ -
Mears, Brian C	53-08-21-100-004.000-008		2	N	\$ -	\$ -	\$ -	\$ -	\$ -	\$ -	\$ -	\$ -	\$ -

City of Bloomington

Area #2: South-East Annexation Area - Circuit Breaker Impacts Analysis

Owner Name	Parcel #	Waiver	Annexation Area	AG	Pre-Annex 1% CB Credits	Pre-Annex 2% CB Credits	Pre-Annex 65 & Over CB Credits	Pre-Annex Total CB Credits	Post-Annex 1% CB Credits	Post-Annex 2% CB Credits	Post-Annex 65 & Over CB Credits	Post-Annex Total CB Credits	Total Post-Annex CB Credits Increase
Rollins, Thomas D	53-08-14-300-018.000-008		2	N	\$ -	\$ -	\$ -	\$ -	\$ -	\$ -	\$ -	\$ -	\$ -
Hilliard, H. David & Bonita G.	53-08-01-100-028.000-008		2	N	\$ -	\$ -	\$ -	\$ -	\$ 709.94	\$ -	\$ -	\$ 709.94	\$ 709.94
Rogers, Norma A WLE, Teague, Jeffery R	53-08-21-200-053.000-008		2	N	\$ -	\$ -	\$ 36.00	\$ 36.00	\$ -	\$ -	\$ 271.58	\$ 271.58	\$ 235.58
Teare, Glenn Allen & Velma Laura Trust	53-08-14-400-006.000-008		2	N	\$ -	\$ -	\$ -	\$ -	\$ 93.03	\$ -	\$ -	\$ 93.03	\$ 93.03
Bowen, Wm. E. & Cheri H.	53-08-29-100-009.000-008	2144	2	N	\$ -	\$ -	\$ -	\$ -	\$ -	\$ -	\$ -	\$ -	\$ -
Terrell, Edgar	53-08-01-400-167.000-008		2	N	\$ -	\$ -	\$ -	\$ -	\$ -	\$ 512.18	\$ -	\$ 512.18	\$ 512.18
Terret, James A & Reva Jean	53-08-28-200-044.000-008		2	N	\$ -	\$ -	\$ 214.00	\$ 214.00	\$ -	\$ -	\$ 452.20	\$ 452.20	\$ 238.20
Wisley, Julie	53-08-20-400-026.000-008		2	N	\$ -	\$ -	\$ -	\$ -	\$ -	\$ -	\$ -	\$ -	\$ -
Lee, David Y & Viktoriia V	53-08-11-406-010.000-008	1627	2	N	\$ -	\$ -	\$ -	\$ -	\$ 1,102.01	\$ -	\$ -	\$ 1,102.01	\$ 1,102.01
Stohler, Sylvia A Revocable Living Trust	53-08-11-406-004.000-008	1627	2	N	\$ -	\$ -	\$ -	\$ -	\$ 1,595.13	\$ -	\$ -	\$ 1,595.13	\$ 1,595.13
Lindeman, Arthur J & Perin, Susan Kay	53-08-11-406-012.000-008	1627	2	N	\$ -	\$ -	\$ -	\$ -	\$ 1,153.36	\$ -	\$ -	\$ 1,153.36	\$ 1,153.36
Rink, Lawrence D & Eleanor J	53-08-11-406-006.000-008	1627	2	N	\$ -	\$ -	\$ -	\$ -	\$ 1,448.98	\$ -	\$ -	\$ 1,448.98	\$ 1,448.98
Neely, Jerome C & Melinda B	53-08-11-406-013.000-008	1627	2	N	\$ -	\$ -	\$ -	\$ -	\$ 1,129.76	\$ -	\$ -	\$ 1,129.76	\$ 1,129.76
Case, Mark Alan & O'Connell McKeon	53-08-11-407-002.000-008	1627	2	N	\$ -	\$ -	\$ -	\$ -	\$ 922.34	\$ -	\$ -	\$ 922.34	\$ 922.34
Harrell, Joe Richard Trust	53-08-11-407-001.000-008	1627	2	N	\$ -	\$ -	\$ -	\$ -	\$ 450.03	\$ -	\$ -	\$ 450.03	\$ 450.03
Sueflow, James E & Helen L	53-08-11-406-002.000-008	1627	2	N	\$ -	\$ -	\$ -	\$ -	\$ 936.41	\$ -	\$ -	\$ 936.41	\$ 936.41
Morris, Ruth Ann	53-08-11-406-007.000-008	1627	2	N	\$ -	\$ -	\$ -	\$ -	\$ 1,266.39	\$ -	\$ -	\$ 1,266.39	\$ 1,266.39
Newkirk, Luzetta A Revocable Living Trust	53-08-11-406-015.018-008	1627	2	N	\$ -	\$ -	\$ -	\$ -	\$ 1,594.73	\$ -	\$ -	\$ 1,594.73	\$ 1,594.73
Dinnsen, Daniel A & Judith A Gierut Revocable Living Trust	53-01-43-069-219.000-008	1627	2	N	\$ -	\$ -	\$ -	\$ -	\$ 1,086.70	\$ -	\$ -	\$ 1,086.70	\$ 1,086.70
Brown, Margaret Revocable Trust	53-08-11-406-009.000-008	1627	2	N	\$ -	\$ -	\$ -	\$ -	\$ 1,020.04	\$ -	\$ -	\$ 1,020.04	\$ 1,020.04
Maguire, Richard N & Karen Joy	53-08-11-400-017.000-008	1627	2	N	\$ -	\$ -	\$ -	\$ -	\$ 11,460.30	\$ -	\$ -	\$ 11,460.30	\$ 11,460.30
Nunn, Kenneth L & Nunn, Leah K	53-08-11-400-012.000-008	1627	2	N	\$ -	\$ -	\$ -	\$ -	\$ -	\$ 3,849.77	\$ -	\$ 3,849.77	\$ 3,849.77
Curry, Tyler E & Colleen G	53-08-11-400-002.000-008	2452	2	N	\$ -	\$ -	\$ -	\$ -	\$ 4,098.00	\$ -	\$ -	\$ 4,098.00	\$ 4,098.00
Starr, Austin C & Jillian R	53-08-11-400-011.000-008	1627	2	N	\$ -	\$ -	\$ -	\$ -	\$ -	\$ -	\$ -	\$ -	\$ -
Schmalz, William J & Lisa L	53-08-11-400-019.000-008	1627	2	N	\$ -	\$ -	\$ -	\$ -	\$ 3,490.22	\$ -	\$ -	\$ 3,490.22	\$ 3,490.22
Ghosh, Rinku & Prodyot Rev Trust	53-08-11-400-009.000-008	1627	2	N	\$ -	\$ -	\$ -	\$ -	\$ 4,735.04	\$ -	\$ -	\$ 4,735.04	\$ 4,735.04
Chertkoff, Sharon O Revocable Living Trust	53-08-11-400-007.000-008	1627	2	N	\$ -	\$ -	\$ -	\$ -	\$ 2,926.61	\$ -	\$ -	\$ 2,926.61	\$ 2,926.61
McCullough, Jerry W & Phyllis E	53-08-11-400-001.001-008	1627	2	N	\$ -	\$ -	\$ -	\$ -	\$ -	\$ 1,732.13	\$ -	\$ 1,732.13	\$ 1,732.13
Edgeworth, John L	53-08-11-400-021.000-008	1970	2	N	\$ -	\$ -	\$ -	\$ -	\$ -	\$ 1,700.52	\$ -	\$ 1,700.52	\$ 1,700.52
Boyd, Herchell A & Julie P	53-08-11-400-006.000-008	1627	2	N	\$ -	\$ -	\$ -	\$ -	\$ 1,938.07	\$ -	\$ -	\$ 1,938.07	\$ 1,938.07
Beck, Jeffrey A & Kathryn L	53-08-11-400-004.000-008	1627	2	N	\$ -	\$ -	\$ -	\$ -	\$ -	\$ -	\$ -	\$ -	\$ -
Capps, Mandy Ahn & Capps, Donald Lee	53-08-14-103-004.000-008		2	N	\$ -	\$ -	\$ -	\$ -	\$ -	\$ -	\$ -	\$ -	\$ -
McMurry, Richard Eugene & Shirley Louise	53-08-21-100-060.000-008		2	N	\$ -	\$ -	\$ -	\$ -	\$ 30.93	\$ -	\$ -	\$ 30.93	\$ 30.93
Hughes, William M & Cheryl K	53-08-14-102-015.000-008		2	N	\$ -	\$ -	\$ -	\$ -	\$ 62.81	\$ -	\$ -	\$ 62.81	\$ 62.81
Lantz, Carolyn Sias	53-08-14-102-004.000-008		2	N	\$ -	\$ -	\$ -	\$ -	\$ 181.23	\$ -	\$ -	\$ 181.23	\$ 181.23
Gentry Estates Dev Co Inc	53-08-01-400-134.296-008		2	N	\$ -	\$ -	\$ -	\$ -	\$ -	\$ -	\$ -	\$ -	\$ -
Gentry Estates Dev Co Inc	53-08-01-400-134.297-008		2	N	\$ -	\$ -	\$ -	\$ -	\$ -	\$ -	\$ -	\$ -	\$ -
Gentry Estates Dev Co Inc	53-08-01-400-134.298-008		2	N	\$ -	\$ -	\$ -	\$ -	\$ -	\$ -	\$ -	\$ -	\$ -
Summers, Sam	53-08-21-200-020.000-008		2	N	\$ -	\$ -	\$ -	\$ -	\$ -	\$ -	\$ -	\$ -	\$ -
Delaney, Carolyn L	53-08-21-200-081.000-008		2	N	\$ -	\$ -	\$ -	\$ -	\$ -	\$ -	\$ -	\$ -	\$ -
Short, Charles R Jr & Diane E	53-08-21-100-099.000-008	1907	2	N	\$ -	\$ -	\$ -	\$ -	\$ 499.20	\$ -	\$ -	\$ 499.20	\$ 499.20

City of Bloomington

Area #2: South-East Annexation Area - Circuit Breaker Impacts Analysis

Owner Name	Parcel #	Waiver	Annexation Area	AG	Pre-Annex 1% CB Credits	Pre-Annex 2% CB Credits	Pre-Annex 65 & Over CB Credits	Pre-Annex Total CB Credits	Post-Annex 1% CB Credits	Post-Annex 2% CB Credits	Post-Annex 65 & Over CB Credits	Post-Annex Total CB Credits	Total Post-Annex CB Credits Increase
Woody, Steven D & Patricia M	53-08-21-100-079.000-008	1915	2	N	\$ -	\$ -	\$ -	\$ -	\$ 895.83	\$ -	\$ -	\$ 895.83	\$ 895.83
Mood, Ronald Keith & Carol L Rev Trust	53-08-21-100-098.000-008	1915	2	N	\$ -	\$ -	\$ -	\$ -	\$ 514.93	\$ -	\$ -	\$ 514.93	\$ 514.93
Brinser, Steven M & Sally A	53-08-21-100-075.000-008	1915	2	N	\$ -	\$ -	\$ -	\$ -	\$ 639.96	\$ -	\$ -	\$ 639.96	\$ 639.96
Reynolds, Jennifer A	53-08-21-100-068.000-008	1960	2	N	\$ -	\$ -	\$ -	\$ -	\$ 738.09	\$ -	\$ -	\$ 738.09	\$ 738.09
Black, William & Dawn	53-08-21-100-067.000-008	1915	2	N	\$ -	\$ -	\$ -	\$ -	\$ 498.37	\$ -	\$ -	\$ 498.37	\$ 498.37
Rightsell, Howard E	53-08-21-100-064.000-008	1915	2	N	\$ -	\$ -	\$ -	\$ -	\$ 423.83	\$ -	\$ -	\$ 423.83	\$ 423.83
Guthrie, Deanna M & Stillions, Paula W	53-08-21-100-124.000-008	1915	2	N	\$ -	\$ -	\$ -	\$ -	\$ 513.27	\$ -	\$ -	\$ 513.27	\$ 513.27
Chapman, Paula C	53-08-21-100-106.000-008	1916	2	N	\$ -	\$ -	\$ -	\$ -	\$ 741.41	\$ -	\$ -	\$ 741.41	\$ 741.41
Duncan, Nikolas Derek & Angela	53-08-21-100-062.000-008	2057	2	N	\$ -	\$ -	\$ -	\$ -	\$ 544.84	\$ -	\$ -	\$ 544.84	\$ 544.84
McCart, Carolyn	53-08-21-100-094.000-008	2141	2	N	\$ -	\$ -	\$ -	\$ -	\$ 1,492.04	\$ -	\$ -	\$ 1,492.04	\$ 1,492.04
Levy, J Scott & Susan J	53-08-21-100-055.000-008	1951	2	N	\$ -	\$ -	\$ -	\$ -	\$ 743.05	\$ -	\$ -	\$ 743.05	\$ 743.05
Rodkin, Eric M & Atlas, Deborah	53-08-21-100-092.000-008	1908	2	N	\$ -	\$ -	\$ -	\$ -	\$ 851.13	\$ -	\$ -	\$ 851.13	\$ 851.13
Hiller, Darren & Tracie	53-08-21-100-108.000-008	1952	2	N	\$ -	\$ -	\$ -	\$ -	\$ 1,029.56	\$ -	\$ -	\$ 1,029.56	\$ 1,029.56
Barnas, Martina M	53-08-21-100-107.000-008	1969	2	N	\$ -	\$ -	\$ -	\$ -	\$ 921.51	\$ -	\$ -	\$ 921.51	\$ 921.51
Hunter, Kenya J	53-08-21-100-093.000-008	1925	2	N	\$ -	\$ -	\$ -	\$ -	\$ 1,002.24	\$ -	\$ -	\$ 1,002.24	\$ 1,002.24
McConnell, Robert K & Barbara A	53-08-21-100-127.000-008	1915	2	N	\$ -	\$ -	\$ -	\$ -	\$ 728.98	\$ -	\$ -	\$ 728.98	\$ 728.98
Houghton, Stephen R Revocable Living Trust	53-08-21-100-087.000-008	1915	2	N	\$ -	\$ -	\$ -	\$ -	\$ 697.52	\$ -	\$ -	\$ 697.52	\$ 697.52
Jackson, Jason T & Karen S	53-08-21-100-103.000-008	1915	2	N	\$ -	\$ -	\$ -	\$ -	\$ 902.05	\$ -	\$ -	\$ 902.05	\$ 902.05
Vanderkoff, Jonathan Peter & Michelle Jeanette Marcella	53-08-21-100-065.000-008	1912	2	N	\$ -	\$ -	\$ -	\$ -	\$ 738.92	\$ -	\$ -	\$ 738.92	\$ 738.92
McClaine, Kimberly M & Jeffrey A	53-08-21-100-054.000-008	1915	2	N	\$ -	\$ -	\$ -	\$ -	\$ 1,022.11	\$ -	\$ -	\$ 1,022.11	\$ 1,022.11
Krishnan, H Shanker & Radha Divakaran	53-08-21-100-058.000-008	1915	2	N	\$ -	\$ -	\$ -	\$ -	\$ 1,013.84	\$ -	\$ -	\$ 1,013.84	\$ 1,013.84
Hill, Sierra Sue	53-08-11-101-066.000-008	1469	2	N	\$ -	\$ -	\$ -	\$ -	\$ -	\$ -	\$ -	\$ -	\$ -
Cedarwood Properties LLC	53-08-14-200-040.001-008	2029	2	N	\$ -	\$ -	\$ -	\$ -	\$ -	\$ 343.35	\$ -	\$ 343.35	\$ 343.35
Doty, Carolyn Revocable Living Trust	53-08-14-200-040.002-008	2029	2	N	\$ -	\$ -	\$ -	\$ -	\$ -	\$ 336.39	\$ -	\$ 336.39	\$ 336.39
Cummings, Charles B	53-08-14-200-040.003-008	2029	2	N	\$ -	\$ -	\$ -	\$ -	\$ -	\$ -	\$ -	\$ -	\$ -
Craft, Frances	53-08-21-200-032.000-008		2	N	\$ -	\$ -	\$ -	\$ -	\$ -	\$ 242.18	\$ -	\$ 242.18	\$ 242.18
Jallal, Nasir & Koehnlein, Phyllis	53-08-01-400-077.000-008		2	N	\$ -	\$ -	\$ -	\$ -	\$ -	\$ -	\$ -	\$ -	\$ -
Moore, Karen L	53-08-21-400-042.000-008	1783	2	N	\$ -	\$ -	\$ -	\$ -	\$ -	\$ -	\$ -	\$ -	\$ -
Hulley, Brian	53-08-21-400-031.000-008	1783	2	N	\$ -	\$ -	\$ -	\$ -	\$ -	\$ -	\$ -	\$ -	\$ -
Howell, Chris A & Stacy L	53-08-21-400-029.000-008	1783	2	N	\$ -	\$ -	\$ -	\$ -	\$ 84.74	\$ -	\$ -	\$ 84.74	\$ 84.74
McWhorter, Jennifer S	53-08-21-400-052.000-008	1783	2	N	\$ -	\$ -	\$ -	\$ -	\$ -	\$ -	\$ -	\$ -	\$ -
Argeropolos, Crystal A & Jason	53-08-21-400-037.000-008	1783	2	N	\$ -	\$ -	\$ -	\$ -	\$ -	\$ -	\$ -	\$ -	\$ -
Helmerich, Richard L & Kira L	53-08-21-400-038.000-008	1783	2	N	\$ -	\$ -	\$ -	\$ -	\$ -	\$ -	\$ -	\$ -	\$ -
Bialy, Denise	53-08-21-400-021.000-008	1783	2	N	\$ -	\$ -	\$ -	\$ -	\$ -	\$ -	\$ -	\$ -	\$ -
Arbeiter, Gary E	53-08-21-400-058.000-008	1783	2	N	\$ -	\$ -	\$ -	\$ -	\$ -	\$ -	\$ -	\$ -	\$ -
Amandola, Mary T	53-08-21-400-033.000-008	1783	2	N	\$ -	\$ -	\$ -	\$ -	\$ 249.95	\$ -	\$ -	\$ 249.95	\$ 249.95
Townhomes on the Green LLC	53-08-14-200-036.048-008	2029	2	N	\$ -	\$ -	\$ -	\$ -	\$ -	\$ 341.24	\$ -	\$ 341.24	\$ 341.24
Townhomes on the Green LLC	53-08-14-200-036.049-008	2029	2	N	\$ -	\$ -	\$ -	\$ -	\$ -	\$ 331.55	\$ -	\$ 331.55	\$ 331.55
Townhomes on the Green LLC	53-08-14-200-036.050-008	2029	2	N	\$ -	\$ -	\$ -	\$ -	\$ -	\$ 341.24	\$ -	\$ 341.24	\$ 341.24
Townhomes on the Green LLC	53-08-14-200-036.051-008	2029	2	N	\$ -	\$ -	\$ -	\$ -	\$ -	\$ 337.45	\$ -	\$ 337.45	\$ 337.45
Townhomes on the Green LLC	53-08-14-200-036.052-008	2029	2	N	\$ -	\$ -	\$ -	\$ -	\$ -	\$ 331.55	\$ -	\$ 331.55	\$ 331.55
Hitzeman, Steven A. & Janet R.	53-08-14-103-014.000-008		2	N	\$ -	\$ -	\$ -	\$ -	\$ 312.05	\$ -	\$ -	\$ 312.05	\$ 312.05
Townhomes on the Green LLC	53-08-14-200-036.053-008	2029	2	N	\$ -	\$ -	\$ -	\$ -	\$ -	\$ 341.24	\$ -	\$ 341.24	\$ 341.24
Townhomes on the Green LLC	53-08-14-200-036.054-008	2029	2	N	\$ -	\$ -	\$ -	\$ -	\$ -	\$ 341.24	\$ -	\$ 341.24	\$ 341.24
Townhomes on the Green LLC	53-08-14-200-036.055-008	2029	2	N	\$ -	\$ -	\$ -	\$ -	\$ -	\$ 331.55	\$ -	\$ 331.55	\$ 331.55

City of Bloomington

Area #2: South-East Annexation Area - Circuit Breaker Impacts Analysis

Owner Name	Parcel #	Waiver	Annexation Area	AG	Pre-Annex 1% CB Credits	Pre-Annex 2% CB Credits	Pre-Annex 65 & Over CB Credits	Pre-Annex Total CB Credits	Post-Annex 1% CB Credits	Post-Annex 2% CB Credits	Post-Annex 65 & Over CB Credits	Post-Annex Total CB Credits	Total Post-Annex CB Credits Increase
Townhomes on the Green LLC	53-08-14-200-036.056-008	2029	2	N	\$ -	\$ -	\$ -	\$ -	\$ -	\$ 341.24	\$ -	\$ 341.24	\$ 341.24
Townhomes on the Green LLC	53-08-14-200-036.057-008	2029	2	N	\$ -	\$ -	\$ -	\$ -	\$ -	\$ 346.09	\$ -	\$ 346.09	\$ 346.09
Townhomes on the Green LLC	53-08-14-200-036.058-008	2029	2	N	\$ -	\$ -	\$ -	\$ -	\$ -	\$ 345.25	\$ -	\$ 345.25	\$ 345.25
Townhomes on the Green LLC	53-08-14-200-036.059-008	2029	2	N	\$ -	\$ -	\$ -	\$ -	\$ -	\$ 347.14	\$ -	\$ 347.14	\$ 347.14
Townhomes on the Green LLC	53-08-14-200-036.060-008	2029	2	N	\$ -	\$ -	\$ -	\$ -	\$ -	\$ 339.56	\$ -	\$ 339.56	\$ 339.56
Townhomes on the Green LLC	53-08-14-200-036.061-008	2029	2	N	\$ -	\$ -	\$ -	\$ -	\$ -	\$ 341.24	\$ -	\$ 341.24	\$ 341.24
Townhomes on the Green LLC	53-08-14-200-036.062-008	2029	2	N	\$ -	\$ -	\$ -	\$ -	\$ -	\$ 341.24	\$ -	\$ 341.24	\$ 341.24
Townhomes on the Green LLC	53-08-14-200-036.063-008	2029	2	N	\$ -	\$ -	\$ -	\$ -	\$ -	\$ 329.02	\$ -	\$ 329.02	\$ 329.02
Townhomes on the Green LLC	53-08-14-200-036.064-008	2029	2	N	\$ -	\$ -	\$ -	\$ -	\$ -	\$ 341.24	\$ -	\$ 341.24	\$ 341.24
Townhomes on the Green LLC	53-08-14-200-036.065-008	2029	2	N	\$ -	\$ -	\$ -	\$ -	\$ -	\$ 341.24	\$ -	\$ 341.24	\$ 341.24
Townhomes on the Green LLC	53-08-14-200-036.066-008	2029	2	N	\$ -	\$ -	\$ -	\$ -	\$ -	\$ 329.02	\$ -	\$ 329.02	\$ 329.02
Townhomes On The Green LLC	53-08-14-200-036.067-008	2029	2	N	\$ -	\$ -	\$ -	\$ -	\$ -	\$ 336.39	\$ -	\$ 336.39	\$ 336.39
Woods, William A & Thresa E Trust	53-08-21-200-102.000-008		2	N	\$ -	\$ -	\$ -	\$ -	\$ -	\$ -	\$ -	\$ -	\$ -
Winchell-haines, Sharon & Alvarez , Dawn Marie	53-08-20-403-014.000-008		2	N	\$ -	\$ -	\$ -	\$ -	\$ -	\$ -	\$ -	\$ -	\$ -
Young, Shelby	53-08-20-400-069.000-008		2	N	\$ -	\$ -	\$ -	\$ -	\$ -	\$ -	\$ -	\$ -	\$ -
Gossman, James Alan	53-08-11-101-068.000-008	1519	2	N	\$ -	\$ -	\$ -	\$ -	\$ -	\$ -	\$ -	\$ -	\$ -
Franklin, Brett & Cheryl Joint Revocable Living Trust	53-08-11-400-022.000-008	1627	2	N	\$ -	\$ -	\$ -	\$ -	\$ 3,668.98	\$ -	\$ -	\$ 3,668.98	\$ 3,668.98
Stowell, Michael J & Kathryn E	53-08-11-400-023.000-008	1627	2	N	\$ -	\$ -	\$ -	\$ -	\$ 3,132.25	\$ -	\$ -	\$ 3,132.25	\$ 3,132.25
Nunn, Kenneth L & Nunn, Leah K	53-08-11-400-018.000-008	1627	2	N	\$ -	\$ -	\$ -	\$ -	\$ -	\$ 1,637.50	\$ -	\$ 1,637.50	\$ 1,637.50
Geiger, Douglas D & M A Blue	53-08-11-400-024.000-008	1627	2	N	\$ -	\$ -	\$ -	\$ -	\$ 2,550.32	\$ -	\$ -	\$ 2,550.32	\$ 2,550.32
Edgeworth, Harry L & Barbara Sue	53-08-11-400-016.000-008	1580	2	N	\$ -	\$ -	\$ -	\$ -	\$ 3,645.57	\$ -	\$ -	\$ 3,645.57	\$ 3,645.57
Saddlebrook Estates LLC	53-08-11-400-013.000-008	1627	2	N	\$ -	\$ -	\$ -	\$ -	\$ -	\$ -	\$ -	\$ -	\$ -
Saddlebrook Estates LLC	53-08-11-400-015.000-008	1627	2	N	\$ -	\$ -	\$ -	\$ -	\$ -	\$ -	\$ -	\$ -	\$ -
Sinn, Alan L & Andrea L	53-08-12-300-013.000-008		2	N	\$ -	\$ -	\$ -	\$ -	\$ 338.56	\$ -	\$ -	\$ 338.56	\$ 338.56
Board Of Commissioners Monroe County, The	53-08-12-300-012.000-008		2	N	\$ -	\$ -	\$ -	\$ -	\$ -	\$ -	\$ -	\$ -	\$ -
Sinn, Alan L & Andrea L	53-08-12-300-008.000-008		2	N	\$ -	\$ -	\$ -	\$ -	\$ -	\$ -	\$ -	\$ -	\$ -
Short, Charles R Jr & Diane E	53-08-12-301-009.001-008	2214	2	N	\$ -	\$ -	\$ -	\$ -	\$ -	\$ -	\$ -	\$ -	\$ -
Andersen, Greg & Lori Revocable Trust	53-08-12-301-009.002-008	2257	2	N	\$ -	\$ -	\$ -	\$ -	\$ 1,154.19	\$ -	\$ -	\$ 1,154.19	\$ 1,154.19
Bowling, Chad Everett & Ashley Nicole	53-08-12-301-009.003-008	2214	2	N	\$ -	\$ -	\$ -	\$ -	\$ -	\$ -	\$ -	\$ -	\$ -
Smith, Kevin Lawrence & Shiela Paez	53-08-12-301-009.004-008	2214	2	N	\$ -	\$ -	\$ -	\$ -	\$ 1,942.10	\$ -	\$ -	\$ 1,942.10	\$ 1,942.10
Thomas, George P & Grace G	53-08-12-301-009.005-008	2215	2	N	\$ -	\$ -	\$ -	\$ -	\$ 919.18	\$ -	\$ -	\$ 919.18	\$ 919.18
Eaton, J Michael & Mandi R	53-08-12-301-009.006-008	2215	2	N	\$ -	\$ -	\$ -	\$ -	\$ 1,681.41	\$ -	\$ -	\$ 1,681.41	\$ 1,681.41
Sinn, Wesley & Haley	53-08-12-301-009.007-008	2215	2	N	\$ -	\$ -	\$ -	\$ -	\$ -	\$ -	\$ -	\$ -	\$ -
Cantrell, Dean & Angela Joint Revocable Trust	53-08-12-301-009.008-008	2215	2	N	\$ -	\$ -	\$ -	\$ -	\$ 1,924.70	\$ -	\$ -	\$ 1,924.70	\$ 1,924.70
Teddy Bear Real Estate LLC	53-08-21-100-011.000-008	2349	2	N	\$ -	\$ -	\$ -	\$ -	\$ -	\$ -	\$ -	\$ -	\$ -
Teddy Bear Real Estate LLC	53-08-21-100-032.000-008	2348	2	N	\$ -	\$ -	\$ -	\$ -	\$ -	\$ -	\$ -	\$ -	\$ -
Holmberg, Carl H & Lorraine C	53-08-21-100-040.000-008		2	N	\$ -	\$ -	\$ -	\$ -	\$ 785.71	\$ -	\$ -	\$ 785.71	\$ 785.71
El Sameed, Yaser Abu	53-08-21-100-061.000-008	1926	2	N	\$ -	\$ -	\$ -	\$ -	\$ 965.40	\$ -	\$ -	\$ 965.40	\$ 965.40
Kovacs, Vilmos & Sylvia	53-08-21-100-088.000-008	1915	2	N	\$ -	\$ -	\$ -	\$ -	\$ 1,200.97	\$ -	\$ -	\$ 1,200.97	\$ 1,200.97
Misenheimer, James M	53-08-20-400-032.000-008		2	N	\$ -	\$ -	\$ -	\$ -	\$ -	\$ -	\$ -	\$ -	\$ -
Perry-Clear Creek Fire Protection District	53-08-16-300-025.000-008		2	N	\$ -	\$ -	\$ -	\$ -	\$ -	\$ -	\$ -	\$ -	\$ -
City of Bloomington Utilities	53-01-42-209-001.000-008		2	N	\$ -	\$ -	\$ -	\$ -	\$ -	\$ -	\$ -	\$ -	\$ -

City of Bloomington

Area #2: South-East Annexation Area - Circuit Breaker Impacts Analysis

Owner Name	Parcel #	Waiver	Annexation Area	AG	Pre-Annex 1% CB Credits	Pre-Annex 2% CB Credits	Pre-Annex 65 & Over CB Credits	Pre-Annex Total CB Credits	Post-Annex 1% CB Credits	Post-Annex 2% CB Credits	Post-Annex 65 & Over CB Credits	Post-Annex Total CB Credits	Total Post-Annex CB Credits Increase
Buzzard, Kenenth E Revocable Trust	53-08-21-100-074.000-008	1915	2	N	\$ -	\$ -	\$ -	\$ -	\$ 763.75	\$ -	\$ -	\$ 763.75	\$ 763.75
Blind Squirrels LLC	53-08-20-400-085.000-008	2446	2	N	\$ -	\$ -	\$ -	\$ -	\$ -	\$ -	\$ -	\$ -	\$ -
Brummett, Don Roy & Delores June	53-08-21-200-078.000-008		2	N	\$ -	\$ -	\$ 307.00	\$ 307.00	\$ -	\$ -	\$ -	\$ -	\$ (307.00)
Shank, Joanne & Ray Zdonek	53-08-21-200-113.000-008		2	N	\$ -	\$ -	\$ -	\$ -	\$ -	\$ -	\$ -	\$ -	\$ -
Pierce, Edward R Jr	53-08-21-200-138.000-008		2	N	\$ -	\$ -	\$ -	\$ -	\$ -	\$ -	\$ -	\$ -	\$ -
Abbott, Craig	53-08-21-200-064.000-008		2	N	\$ -	\$ -	\$ -	\$ -	\$ -	\$ 199.64	\$ -	\$ 199.64	\$ 199.64
Wesley, Ann M	53-08-21-200-073.000-008		2	N	\$ -	\$ -	\$ -	\$ -	\$ -	\$ -	\$ -	\$ -	\$ -
Campbell, Sandy A	53-08-21-200-047.000-008		2	N	\$ -	\$ -	\$ -	\$ -	\$ -	\$ -	\$ -	\$ -	\$ -
May, Paul B & Teresa R	53-08-14-100-018.000-008		2	N	\$ -	\$ -	\$ -	\$ -	\$ 743.88	\$ -	\$ -	\$ 743.88	\$ 743.88
Hillenberg, Norma D	53-08-14-100-023.000-008		2	N	\$ -	\$ -	\$ -	\$ -	\$ 509.97	\$ -	\$ -	\$ 509.97	\$ 509.97
Figert, Stephen & Rebecca	53-08-21-300-027.000-008		2	N	\$ -	\$ -	\$ -	\$ -	\$ -	\$ -	\$ -	\$ -	\$ -
Hardwick-Hillenburg, Patti	53-08-14-100-013.000-008		2	N	\$ -	\$ -	\$ -	\$ -	\$ -	\$ 286.65	\$ -	\$ 286.65	\$ 286.65
Poole, Chantelle C	53-08-21-400-047.000-008	1783	2	N	\$ -	\$ -	\$ -	\$ -	\$ -	\$ 411.43	\$ -	\$ 411.43	\$ 411.43
Amandola, Joseph	53-08-21-400-056.000-008	1783	2	N	\$ -	\$ -	\$ -	\$ -	\$ -	\$ -	\$ -	\$ -	\$ -
Schmidt, Stephen W	53-08-21-400-028.000-008	1783	2	N	\$ -	\$ -	\$ -	\$ -	\$ -	\$ -	\$ -	\$ -	\$ -
Ackerman, Edmund Jackie William;													
Ackerman, Clark Michael	53-08-21-400-048.000-008	1783	2	N	\$ -	\$ -	\$ -	\$ -	\$ -	\$ -	\$ -	\$ -	\$ -
Keller, Shawn F & Lynn F	53-08-21-400-023.000-008	1783	2	N	\$ -	\$ -	\$ -	\$ -	\$ 83.51	\$ -	\$ -	\$ 83.51	\$ 83.51
Leffler, James H	53-08-21-400-001.000-008	1783	2	N	\$ -	\$ -	\$ -	\$ -	\$ -	\$ -	\$ -	\$ -	\$ -
Gredy, Bob D	53-08-21-400-006.000-008	1783	2	N	\$ -	\$ -	\$ -	\$ -	\$ 139.81	\$ -	\$ -	\$ 139.81	\$ 139.81
Love, Janet L Revocable Trust	53-08-21-400-054.000-008	1783	2	N	\$ -	\$ -	\$ -	\$ -	\$ 6.50	\$ -	\$ -	\$ 6.50	\$ 6.50
Kaden, Jeffrey L & Barbara M & Merideth, Kenneth David	53-08-21-400-010.000-008	1783	2	N	\$ -	\$ -	\$ -	\$ -	\$ 35.06	\$ -	\$ -	\$ 35.06	\$ 35.06
Schlegel, David W & Lisa M	53-08-21-400-008.000-008	1783	2	N	\$ -	\$ -	\$ -	\$ -	\$ 397.34	\$ -	\$ -	\$ 397.34	\$ 397.34
Chudy, Jeffery J & Lisa A	53-08-21-400-009.000-008	1783	2	N	\$ -	\$ -	\$ -	\$ -	\$ -	\$ 384.66	\$ -	\$ 384.66	\$ 384.66
Feller, Tia N	53-08-21-400-005.000-008	1783	2	N	\$ -	\$ -	\$ -	\$ -	\$ -	\$ -	\$ -	\$ -	\$ -
Bohn, James C & Jennifer M	53-08-21-400-004.000-008	1783	2	N	\$ -	\$ -	\$ -	\$ -	\$ 153.07	\$ -	\$ -	\$ 153.07	\$ 153.07
Smith, Jeffrey & Lisa Revocable Living Trust	53-08-01-400-094.000-008		2	N	\$ -	\$ -	\$ -	\$ -	\$ -	\$ 350.73	\$ -	\$ 350.73	\$ 350.73
Arnold, Edward J. & Mary J.	53-08-14-103-007.000-008		2	N	\$ -	\$ -	\$ -	\$ -	\$ 176.25	\$ -	\$ -	\$ 176.25	\$ 176.25
Lung, Jennifer L	53-08-21-200-016.000-008		2	N	\$ -	\$ -	\$ -	\$ -	\$ -	\$ 40.68	\$ -	\$ 40.68	\$ 40.68
Arthur, James M. & R. Darlene	53-08-14-103-018.000-008		2	N	\$ -	\$ -	\$ -	\$ -	\$ 75.06	\$ -	\$ -	\$ 75.06	\$ 75.06
Townhomes On The Green LLC	53-08-14-200-036.068-008	2029	2	N	\$ -	\$ -	\$ -	\$ -	\$ -	\$ 326.28	\$ -	\$ 326.28	\$ 326.28
Townhomes On The Green LLC	53-08-14-200-036.069-008	2029	2	N	\$ -	\$ -	\$ -	\$ -	\$ -	\$ 336.39	\$ -	\$ 336.39	\$ 336.39
Townhomes On The Green LLC	53-08-14-200-036.070-008	2029	2	N	\$ -	\$ -	\$ -	\$ -	\$ -	\$ 326.28	\$ -	\$ 326.28	\$ 326.28
Townhomes on the Green LLC	53-08-14-200-036.071-008	2029	2	N	\$ -	\$ -	\$ -	\$ -	\$ -	\$ 345.46	\$ -	\$ 345.46	\$ 345.46
Townhomes On The Green LLC	53-08-14-200-036.072-008	2029	2	N	\$ -	\$ -	\$ -	\$ -	\$ -	\$ 326.28	\$ -	\$ 326.28	\$ 326.28
Townhomes On The Green LLC	53-08-14-200-036.073-008	2029	2	N	\$ -	\$ -	\$ -	\$ -	\$ -	\$ 339.34	\$ -	\$ 339.34	\$ 339.34
Townhomes On The Green LLC	53-08-14-200-036.074-008	2029	2	N	\$ -	\$ -	\$ -	\$ -	\$ -	\$ 334.92	\$ -	\$ 334.92	\$ 334.92
Townhomes On The Green LLC	53-08-14-200-036.075-008	2029	2	N	\$ -	\$ -	\$ -	\$ -	\$ -	\$ 339.34	\$ -	\$ 339.34	\$ 339.34
Charles Layne LLC	53-08-21-100-089.000-008		2	N	\$ -	\$ -	\$ -	\$ -	\$ -	\$ 534.94	\$ -	\$ 534.94	\$ 534.94
Townhomes On The Green LLC	53-08-14-200-036.076-008	2029	2	N	\$ -	\$ -	\$ -	\$ -	\$ -	\$ 339.34	\$ -	\$ 339.34	\$ 339.34
Townhomes On The Green LLC	53-08-14-200-036.077-008	2029	2	N	\$ -	\$ -	\$ -	\$ -	\$ -	\$ 335.55	\$ -	\$ 335.55	\$ 335.55
Townhomes On The Green LLC	53-08-14-200-036.078-008	2029	2	N	\$ -	\$ -	\$ -	\$ -	\$ -	\$ 339.34	\$ -	\$ 339.34	\$ 339.34
Townhomes On The Green LLC	53-08-14-200-036.079-008	2029	2	N	\$ -	\$ -	\$ -	\$ -	\$ -	\$ 339.34	\$ -	\$ 339.34	\$ 339.34
Townhomes On The Green LLC	53-08-14-200-036.080-008	2029	2	N	\$ -	\$ -	\$ -	\$ -	\$ -	\$ 334.92	\$ -	\$ 334.92	\$ 334.92
Townhomes On The Green LLC	53-08-14-200-036.081-008	2029	2	N	\$ -	\$ -	\$ -	\$ -	\$ -	\$ 339.34	\$ -	\$ 339.34	\$ 339.34
Townhomes On The Green LLC	53-08-14-200-036.082-008	2029	2	N	\$ -	\$ -	\$ -	\$ -	\$ -	\$ 336.39	\$ -	\$ 336.39	\$ 336.39
Townhomes On The Green LLC	53-08-14-200-036.083-008	2029	2	N	\$ -	\$ -	\$ -	\$ -	\$ -	\$ 343.35	\$ -	\$ 343.35	\$ 343.35

City of Bloomington

Area #2: South-East Annexation Area - Circuit Breaker Impacts Analysis

Owner Name	Parcel #	Waiver	Annexation Area	AG	Pre-Annex 1% CB Credits	Pre-Annex 2% CB Credits	Pre-Annex 65 & Over CB Credits	Pre-Annex Total CB Credits	Post-Annex 1% CB Credits	Post-Annex 2% CB Credits	Post-Annex 65 & Over CB Credits	Post-Annex Total CB Credits	Total Post-Annex CB Credits Increase
Paskash, Michael S & Madonna M	53-01-41-068-534.000-008	2157	2	N	\$ -	\$ -	\$ -	\$ -	\$ 615.54	\$ -	\$ -	\$ 615.54	\$ 615.54
Dilts, Angela M; Loewe, Jordan	53-01-41-068-535.000-008	2211	2	N	\$ -	\$ -	\$ -	\$ -	\$ 769.97	\$ -	\$ -	\$ 769.97	\$ 769.97
Lindeman, Ryan & Mason-Lindeman, Lydia	53-01-41-068-536.000-008	2145	2	N	\$ -	\$ -	\$ -	\$ -	\$ 887.97	\$ -	\$ -	\$ 887.97	\$ 887.97
Willis, Erik & Stephanie	53-01-41-068-537.000-008	2140	2	N	\$ -	\$ -	\$ -	\$ -	\$ 377.88	\$ -	\$ -	\$ 377.88	\$ 377.88
Wright, Kirby Don	53-08-21-200-041.000-008	2	N	\$ -	\$ -	\$ -	\$ -	\$ -	\$ -	\$ -	\$ -	\$ -	\$ -
Ooley, Cindy R & Jeffrey	53-08-01-100-069.000-008	2	N	\$ -	\$ -	\$ -	\$ -	\$ -	\$ 174.18	\$ -	\$ -	\$ 174.18	\$ 174.18
Todd, Robert Dale & Pamela J.	53-08-14-300-020.000-008	2	N	\$ -	\$ -	\$ -	\$ -	\$ -	\$ -	\$ -	\$ -	\$ -	\$ -
Todd, Robert G & Hardie, Janice A	53-08-21-300-067.000-008	2	N	\$ -	\$ -	\$ -	\$ -	\$ -	\$ -	\$ -	\$ -	\$ -	\$ -
Todd, Robert G. & Hardie, Janice A	53-08-21-300-062.000-008	2	N	\$ -	\$ -	\$ -	\$ -	\$ -	\$ -	\$ -	\$ -	\$ -	\$ -
Travis, Cliff K. & Joan C.	53-08-01-100-017.000-008	2	N	\$ -	\$ -	\$ -	\$ -	\$ -	\$ 598.98	\$ -	\$ -	\$ 598.98	\$ 598.98
Trinkle, Claude & Sharon	53-08-21-200-029.000-008	2	N	\$ -	\$ -	\$ -	\$ -	\$ -	\$ -	\$ -	\$ -	\$ -	\$ -
Rink, Lawrence D	53-08-21-200-147.000-008	1845	2	N	\$ -	\$ -	\$ -	\$ -	\$ -	\$ 148.38	\$ -	\$ 148.38	\$ 148.38
Kroger Ltd Partnership	53-08-21-200-075.000-008	1859	2	N	\$ -	\$ -	\$ -	\$ -	\$ -	\$ -	\$ -	\$ -	\$ -
Kroger Ltd Partnership	53-08-21-200-146.000-008	1845	2	N	\$ -	\$ -	\$ -	\$ -	\$ -	\$ -	\$ -	\$ -	\$ -
Clear Creek Crossing LLC	53-08-21-200-087.000-008	2	N	\$ -	\$ -	\$ -	\$ -	\$ -	\$ -	\$ -	\$ -	\$ -	\$ -
Clear Creek Crossing LLC	53-08-21-200-082.000-008	1845	2	N	\$ -	\$ -	\$ -	\$ -	\$ -	\$ -	\$ -	\$ -	\$ -
Wm Parks LLC	53-08-21-200-086.000-008	1845	2	N	\$ -	\$ -	\$ -	\$ -	\$ -	\$ -	\$ -	\$ -	\$ -
Henson, David L & Lesa D	53-08-12-301-009.009-008	2216	2	N	\$ -	\$ -	\$ -	\$ -	\$ 1,162.06	\$ -	\$ -	\$ 1,162.06	\$ 1,162.06
Patel, Rajesh ; Yogina & Patel, Rashmin; Varsha	53-08-12-301-009.010-008	2216	2	N	\$ -	\$ -	\$ -	\$ -	\$ 2,233.69	\$ -	\$ -	\$ 2,233.69	\$ 2,233.69
Lloyd, Randal & Jennifer	53-08-12-301-009.011-008	2216	2	N	\$ -	\$ -	\$ -	\$ -	\$ 1,020.04	\$ -	\$ -	\$ 1,020.04	\$ 1,020.04
Law, Park C & April B	53-08-14-301-003.000-008	2	N	\$ -	\$ -	\$ -	\$ -	\$ -	\$ 342.69	\$ -	\$ -	\$ 342.69	\$ 342.69
Schill, Kimberly A	53-08-14-301-018.000-008	2	N	\$ -	\$ -	\$ -	\$ -	\$ -	\$ 962.91	\$ -	\$ -	\$ 962.91	\$ 962.91
Gray, Jason P & Kathryn H	53-08-14-301-001.000-008	2	N	\$ -	\$ -	\$ -	\$ -	\$ -	\$ 997.68	\$ -	\$ -	\$ 997.68	\$ 997.68
Tann, Chris G & Breese, Jennifer R	53-08-14-301-014.000-008	2	N	\$ -	\$ -	\$ -	\$ -	\$ -	\$ 602.29	\$ -	\$ -	\$ 602.29	\$ 602.29
Harris, Glenn M & Beth Ann	53-08-14-301-002.000-008	2	N	\$ -	\$ -	\$ -	\$ -	\$ -	\$ -	\$ 759.66	\$ -	\$ 759.66	\$ 759.66
Nussbaum, Matthew & Kathleen R	53-08-14-301-005.000-008	2	N	\$ -	\$ -	\$ -	\$ -	\$ -	\$ 563.78	\$ -	\$ -	\$ 563.78	\$ 563.78
Publow, Eric C & Kristen K	53-08-14-301-016.000-008	2	N	\$ -	\$ -	\$ -	\$ -	\$ -	\$ 571.64	\$ -	\$ -	\$ 571.64	\$ 571.64
Mark, Hugh L Sr & Rosalind P	53-08-14-301-006.000-008	2	N	\$ -	\$ -	\$ -	\$ -	\$ -	\$ 935.99	\$ -	\$ -	\$ 935.99	\$ 935.99
Lovell, Andrew S & Tiffani M	53-08-14-301-007.000-008	2	N	\$ -	\$ -	\$ -	\$ -	\$ -	\$ 808.47	\$ -	\$ -	\$ 808.47	\$ 808.47
Seo, Dong Chul & Lee, Shieun	53-08-14-301-010.000-008	2	N	\$ -	\$ -	\$ -	\$ -	\$ -	\$ 1,222.93	\$ -	\$ -	\$ 1,222.93	\$ 1,222.93
Miller, Michael & Audra	53-08-14-301-011.000-008	2	N	\$ -	\$ -	\$ -	\$ -	\$ -	\$ 480.97	\$ -	\$ -	\$ 480.97	\$ 480.97
Mulvaney, Michael J	53-08-14-301-017.000-008	2	N	\$ -	\$ -	\$ -	\$ -	\$ -	\$ 719.46	\$ -	\$ -	\$ 719.46	\$ 719.46
Mayo, Douglas P & Tracy G	53-08-14-301-009.000-008	2	N	\$ -	\$ -	\$ -	\$ -	\$ -	\$ 505.41	\$ -	\$ -	\$ 505.41	\$ 505.41
Sims, Michelle	53-08-14-301-008.000-008	2	N	\$ -	\$ -	\$ -	\$ -	\$ -	\$ -	\$ 543.58	\$ -	\$ 543.58	\$ 543.58
Chen, Lingling Revocable Trust	53-08-14-301-015.000-008	2	N	\$ -	\$ -	\$ -	\$ -	\$ -	\$ 635.83	\$ -	\$ -	\$ 635.83	\$ 635.83
Wiser, Jeffrey Charles & Judith Ann	53-08-14-301-019.000-008	2	N	\$ -	\$ -	\$ -	\$ -	\$ -	\$ 1,169.61	\$ -	\$ -	\$ 1,169.61	\$ 1,169.61
Clarke, Ryan M & Darlene R	53-08-14-301-004.000-008	2	N	\$ -	\$ -	\$ -	\$ -	\$ -	\$ 572.47	\$ -	\$ -	\$ 572.47	\$ 572.47
O'Neill, Matthew & Regen	53-08-14-301-013.000-008	2	N	\$ -	\$ -	\$ -	\$ -	\$ -	\$ 766.24	\$ -	\$ -	\$ 766.24	\$ 766.24
Richardson, Dennis P	53-08-29-100-028.000-008	2	N	\$ -	\$ -	\$ -	\$ -	\$ -	\$ -	\$ -	\$ -	\$ -	\$ -
Richardson, Elva I 2012 Revocable Living Trust	53-08-22-200-006.000-008	2	N	\$ -	\$ -	\$ 222.00	\$ 222.00	\$ -	\$ -	\$ -	\$ 580.09	\$ 580.09	\$ 358.09
Rink, Eleanor Jane & DJC Investments LLC	53-08-22-200-003.000-008	2	N	\$ -	\$ -	\$ -	\$ -	\$ -	\$ -	\$ -	\$ -	\$ -	\$ -
Taylor, Sharon M	53-08-11-101-077.000-008	2	N	\$ -	\$ -	\$ -	\$ -	\$ -	\$ 612.64	\$ -	\$ -	\$ 612.64	\$ 612.64
Hoffmeister, Datha N	53-08-11-101-074.000-008	1482	2	N	\$ -	\$ -	\$ -	\$ -	\$ 440.82	\$ -	\$ -	\$ 440.82	\$ 440.82
Hoffmeister, Datha N	53-08-11-101-029.000-008	1482	2	N	\$ -	\$ -	\$ -	\$ -	\$ -	\$ -	\$ -	\$ -	\$ -

City of Bloomington

Area #2: South-East Annexation Area - Circuit Breaker Impacts Analysis

Owner Name	Parcel #	Waiver	Annexation Area	AG	Pre-Annex 1% CB Credits	Pre-Annex 2% CB Credits	Pre-Annex 65 & Over CB Credits	Pre-Annex Total CB Credits	Post-Annex 1% CB Credits	Post-Annex 2% CB Credits	Post-Annex 65 & Over CB Credits	Post-Annex Total CB Credits	Total Post-Annex CB Credits Increase
Monroe Co Board Of Commissioners	53-08-14-100-027.000-008		2	N	\$ -	\$ -	\$ -	\$ -	\$ -	\$ -	\$ -	\$ -	\$ -
Chestnut, Larry D & Glenda J Trust W/I/e	53-08-21-300-054.000-008		2	N	\$ -	\$ -	\$ -	\$ -	\$ -	\$ 226.79	\$ -	\$ 226.79	\$ 226.79
Bothwell, James R & Shannon E	53-08-21-100-059.000-008		2	N	\$ -	\$ -	\$ -	\$ -	\$ 86.00	\$ -	\$ -	\$ 86.00	\$ 86.00
Goins, Shirley J; Vincent, Larry R	53-08-16-300-013.000-008		2	N	\$ -	\$ -	\$ -	\$ -	\$ -	\$ -	\$ -	\$ -	\$ -
Clear Creek Christian Church Inc	53-08-20-400-020.000-008		2	N	\$ -	\$ -	\$ -	\$ -	\$ -	\$ -	\$ -	\$ -	\$ -
Clear Creek Christian Church Inc	53-08-20-403-007.000-008		2	N	\$ -	\$ -	\$ -	\$ -	\$ -	\$ 104.33	\$ -	\$ 104.33	\$ 104.33
Clear Creek Christian Church Inc	53-08-20-403-004.000-008		2	N	\$ -	\$ -	\$ -	\$ -	\$ -	\$ -	\$ -	\$ -	\$ -
Mosier, Susan J	53-08-21-200-124.000-008	1412	2	N	\$ -	\$ -	\$ -	\$ -	\$ 127.82	\$ -	\$ -	\$ 127.82	\$ 127.82
Sycamore Land Trust Inc	53-08-01-100-067.000-008		2	N	\$ -	\$ -	\$ -	\$ -	\$ -	\$ -	\$ -	\$ -	\$ -
Korth, Jordan B & Chelsea E	53-08-21-100-125.000-008		2	N	\$ -	\$ -	\$ -	\$ -	\$ -	\$ -	\$ -	\$ -	\$ -
Arthur, Stephen V & Amber J	53-08-29-104-002.000-008	1300	2	N	\$ -	\$ -	\$ -	\$ -	\$ -	\$ -	\$ -	\$ -	\$ -
Sachs, Lois Ann	53-08-29-104-001.000-008	1300	2	N	\$ -	\$ -	\$ 385.00	\$ 385.00	\$ -	\$ -	\$ -	\$ -	\$ (385.00)
Cunningham, Gordon Reed	53-08-20-400-125.000-008	1494	2	N	\$ -	\$ -	\$ -	\$ -	\$ -	\$ -	\$ -	\$ -	\$ -
Sycamore Land Trust Inc	53-08-01-100-053.000-008		2	N	\$ -	\$ -	\$ -	\$ -	\$ -	\$ -	\$ -	\$ -	\$ -
Brown, Daniel C & Lynn M	53-08-15-400-004.000-008		2	N	\$ -	\$ -	\$ -	\$ -	\$ -	\$ 425.55	\$ -	\$ 425.55	\$ 425.55
Acree, Steven Ray Revocable Living Trust	53-08-21-100-053.000-008		2	N	\$ -	\$ -	\$ -	\$ -	\$ -	\$ -	\$ -	\$ -	\$ -
Neumann, Philip J & Sheila A	53-08-29-100-035.000-008	2153	2	N	\$ -	\$ -	\$ -	\$ -	\$ -	\$ 90.84	\$ -	\$ 90.84	\$ 90.84
Mackey, John C. & Chris P.	53-08-11-300-001.000-008	1627	2	N	\$ -	\$ -	\$ -	\$ -	\$ 430.47	\$ -	\$ -	\$ 430.47	\$ 430.47
Patterson, Matthew & Krista	53-08-14-300-007.000-008		2	N	\$ -	\$ -	\$ -	\$ -	\$ -	\$ 208.16	\$ -	\$ 208.16	\$ 208.16
Nelson, Erik J	53-01-41-068-538.000-008	2158	2	N	\$ -	\$ -	\$ -	\$ -	\$ 615.96	\$ -	\$ -	\$ 615.96	\$ 615.96
Houlihan, Michael P & Rachel E	53-01-41-068-539.000-008	2126	2	N	\$ -	\$ -	\$ -	\$ -	\$ -	\$ -	\$ -	\$ -	\$ -
Richardson, Jason L	53-01-41-068-540.000-008	2172	2	N	\$ -	\$ -	\$ -	\$ -	\$ 560.47	\$ -	\$ -	\$ 560.47	\$ 560.47
Brinkley, Kelly Knoppel	53-01-41-068-541.000-008	2203	2	N	\$ -	\$ -	\$ -	\$ -	\$ 775.36	\$ -	\$ -	\$ 775.36	\$ 775.36
Galley, Matthew R & Jerilyn M	53-01-41-068-542.000-008	2250	2	N	\$ -	\$ -	\$ -	\$ -	\$ 620.92	\$ -	\$ -	\$ 620.92	\$ 620.92
McGhee, Matt D & Mandy M	53-01-41-068-543.000-008	2126	2	N	\$ -	\$ -	\$ -	\$ -	\$ 759.20	\$ -	\$ -	\$ 759.20	\$ 759.20
Elmore, David Gant III & Meredith	53-01-41-068-544.000-008	2158	2	N	\$ -	\$ -	\$ -	\$ -	\$ 1,200.15	\$ -	\$ -	\$ 1,200.15	\$ 1,200.15
Morris, Charles D & Jamie L	53-01-41-068-545.000-008	2158	2	N	\$ -	\$ -	\$ -	\$ -	\$ 804.34	\$ -	\$ -	\$ 804.34	\$ 804.34
Kennard, Jason Winfield	53-01-41-068-546.000-008	2143	2	N	\$ -	\$ -	\$ -	\$ -	\$ 681.37	\$ -	\$ -	\$ 681.37	\$ 681.37
Madewell, Julie A	53-08-29-100-036.000-008		2	N	\$ -	\$ -	\$ -	\$ -	\$ -	\$ -	\$ -	\$ -	\$ -
Baugh, Ned T & Robinson, Kristi	53-08-20-400-012.000-008	2513	2	N	\$ -	\$ -	\$ -	\$ -	\$ -	\$ -	\$ -	\$ -	\$ -
Grubb, Donald E. & Waneta J.	53-08-21-200-023.000-008		2	N	\$ -	\$ -	\$ -	\$ -	\$ -	\$ -	\$ -	\$ -	\$ -
Goodroad, Glenn R Jr	53-08-20-400-045.000-008		2	N	\$ -	\$ -	\$ -	\$ -	\$ -	\$ -	\$ -	\$ -	\$ -
Platinum Dev LLC	53-01-43-743-000.000-008		2	N	\$ -	\$ -	\$ -	\$ -	\$ -	\$ -	\$ -	\$ -	\$ -
McKenzie, Stephanie L	53-08-20-400-094.000-008	1894	2	N	\$ -	\$ -	\$ -	\$ -	\$ -	\$ 382.34	\$ -	\$ 382.34	\$ 382.34
Demmary, Mark H & Kristie L	53-08-20-400-118.000-008	2166	2	N	\$ -	\$ -	\$ -	\$ -	\$ 131.12	\$ -	\$ -	\$ 131.12	\$ 131.12
Jones, Michael W & Ashley N	53-08-20-400-123.000-008		2	N	\$ -	\$ -	\$ -	\$ -	\$ 90.96	\$ -	\$ -	\$ 90.96	\$ 90.96
Bechtel, Roberta Deanne Revocable Trust & Bechtel, Frankie Joe Revocable Trust	53-08-21-300-005.000-008		2	N	\$ -	\$ -	\$ -	\$ -	\$ -	\$ -	\$ -	\$ -	\$ -
Reynolds, Brian M & Susan E	53-08-14-100-006.000-008		2	N	\$ -	\$ -	\$ -	\$ -	\$ 281.83	\$ -	\$ -	\$ 281.83	\$ 281.83
Banks, Jeremy & Michelle Lynn	53-08-21-200-015.000-008		2	N	\$ -	\$ -	\$ -	\$ -	\$ -	\$ -	\$ -	\$ -	\$ -
Wolter, Stephen A & Jamieson, Lynn M	53-08-16-400-002.000-008		2	N	\$ -	\$ -	\$ -	\$ -	\$ -	\$ -	\$ -	\$ -	\$ -
Curruchiche, Tania E	53-08-16-400-003.000-008		2	N	\$ -	\$ -	\$ -	\$ -	\$ -	\$ -	\$ -	\$ -	\$ -
Clear Creek Christian Church Inc	53-08-20-400-023.000-008		2	N	\$ -	\$ -	\$ -	\$ -	\$ -	\$ 174.31	\$ -	\$ 174.31	\$ 174.31
Goodpaster, David W & Samantha C	53-08-21-200-055.000-008		2	N	\$ -	\$ -	\$ -	\$ -	\$ -	\$ -	\$ -	\$ -	\$ -
Vanosdol, James D. & Judith	53-08-21-100-044.000-008		2	N	\$ -	\$ -	\$ -	\$ -	\$ 114.15	\$ -	\$ -	\$ 114.15	\$ 114.15

City of Bloomington

Area #2: South-East Annexation Area - Circuit Breaker Impacts Analysis

Owner Name	Parcel #	Waiver	Annexation Area	AG	Pre-Annex 1% CB Credits	Pre-Annex 2% CB Credits	Pre-Annex 65 & Over CB Credits	Pre-Annex Total CB Credits	Post-Annex 1% CB Credits	Post-Annex 2% CB Credits	Post-Annex 65 & Over CB Credits	Post-Annex Total CB Credits	Total Post-Annex CB Credits Increase
Mears, Brian C	53-08-21-100-033.000-008	2261	2	N	\$ -	\$ -	\$ -	\$ -	\$ -	\$ 187.59	\$ -	\$ 187.59	\$ 187.59
Birdsong, Valerie	53-08-20-400-065.000-008		2	N	\$ -	\$ -	\$ -	\$ -	\$ -	\$ -	\$ -	\$ -	\$ -
Hoffmeister, Datha N	53-08-11-101-053.000-008	1482	2	N	\$ -	\$ -	\$ -	\$ -	\$ -	\$ -	\$ -	\$ -	\$ -
Mears, Brian	53-08-21-100-100.000-008		2	N	\$ -	\$ -	\$ -	\$ -	\$ -	\$ 331.55	\$ -	\$ 331.55	\$ 331.55
Oyler, Mark D & Stephanie L	53-08-14-103-005.000-008		2	N	\$ -	\$ -	\$ -	\$ -	\$ 279.34	\$ -	\$ -	\$ 279.34	\$ 279.34
Whiteman, Sarah; Meyer, Marcus	53-08-16-300-031.000-008		2	N	\$ -	\$ -	\$ -	\$ -	\$ 22.24	\$ -	\$ -	\$ 22.24	\$ 22.24
Langley, Denise & Hillenburg, Dennis	53-08-21-301-083.000-008		2	N	\$ -	\$ -	\$ -	\$ -	\$ -	\$ 188.22	\$ -	\$ 188.22	\$ 188.22
Eurton Properties LLC	53-08-21-301-034.000-008		2	N	\$ -	\$ -	\$ -	\$ -	\$ -	\$ -	\$ -	\$ -	\$ -
Eurton Properties LLC	53-08-21-301-033.000-008		2	N	\$ -	\$ -	\$ -	\$ -	\$ -	\$ -	\$ -	\$ -	\$ -
Eurton Properties LLC	53-08-21-301-073.000-008		2	N	\$ -	\$ -	\$ -	\$ -	\$ -	\$ -	\$ -	\$ -	\$ -
Langley, Denise & Hillenburg, Dennis	53-08-21-301-021.000-008		2	N	\$ -	\$ -	\$ -	\$ -	\$ -	\$ 194.12	\$ -	\$ 194.12	\$ 194.12
Eurton Properties LLC	53-08-21-301-029.000-008		2	N	\$ -	\$ -	\$ -	\$ -	\$ -	\$ -	\$ -	\$ -	\$ -
Cowden, Donald L Revocable Trust	53-08-21-300-070.000-008		2	N	\$ -	\$ -	\$ -	\$ -	\$ -	\$ 1,172.11	\$ -	\$ 1,172.11	\$ 1,172.11
Cowden, Rowena Revocable Living Trust	53-08-21-300-071.000-008		2	N	\$ -	\$ -	\$ -	\$ -	\$ -	\$ -	\$ -	\$ -	\$ -
Cox, Wm P & Thelma C	53-08-14-100-033.000-008		2	N	\$ -	\$ -	\$ -	\$ -	\$ -	\$ -	\$ -	\$ -	\$ -
Crain, Mark II & Eileen U	53-08-14-100-005.000-008		2	N	\$ -	\$ -	\$ -	\$ -	\$ 283.49	\$ -	\$ -	\$ 283.49	\$ 283.49
Farrand, Bruce G	53-08-21-100-128.000-008	2495	2	N	\$ -	\$ -	\$ -	\$ -	\$ -	\$ -	\$ -	\$ -	\$ -
Ford, Eric & Emma	53-08-29-100-019.000-008	1500	2	N	\$ -	\$ -	\$ -	\$ -	\$ -	\$ -	\$ -	\$ -	\$ -
Gaal, Christopher & Florini, Beth E YFD LLC	53-08-15-300-005.000-008		2	N	\$ -	\$ -	\$ -	\$ -	\$ 296.31	\$ -	\$ -	\$ 296.31	\$ 296.31
	53-08-15-400-001.000-008		2	N	\$ -	\$ -	\$ -	\$ -	\$ -	\$ -	\$ -	\$ -	\$ -
Sherwood Realty LLC	53-08-15-400-013.000-008	2029	2	N	\$ -	\$ -	\$ -	\$ -	\$ -	\$ -	\$ -	\$ -	\$ -
Meadowcreek LLC	53-08-15-100-008.000-008	2029	2	N	\$ -	\$ -	\$ -	\$ -	\$ -	\$ 7,565.49	\$ -	\$ 7,565.49	\$ 7,565.49
Meadowcreek LLC	53-08-15-100-007.000-008	2029	2	N	\$ -	\$ -	\$ -	\$ -	\$ -	\$ 6,267.97	\$ -	\$ 6,267.97	\$ 6,267.97
Meadowcreek LLC	53-08-14-200-051.000-008	2029	2	N	\$ -	\$ -	\$ -	\$ -	\$ -	\$ -	\$ -	\$ -	\$ -
Meadowcreek LLC	53-01-40-442-506.000-008	2029	2	N	\$ -	\$ -	\$ -	\$ -	\$ -	\$ 4,669.68	\$ -	\$ 4,669.68	\$ 4,669.68
Meadowcreek LLC	53-08-14-200-058.000-008	2029	2	N	\$ -	\$ -	\$ -	\$ -	\$ -	\$ 1,423.56	\$ -	\$ 1,423.56	\$ 1,423.56
Reed, Austin B	53-08-14-200-007.000-008	2029	2	N	\$ -	\$ -	\$ -	\$ -	\$ 440.40	\$ -	\$ -	\$ 440.40	\$ 440.40
Macklin, Paul & Angela M	53-08-14-200-008.000-008	2029	2	N	\$ -	\$ -	\$ -	\$ -	\$ 509.95	\$ -	\$ -	\$ 509.95	\$ 509.95
City of Bloomington, Indiana, Board of Park Commissioners	53-01-40-442-510.000-008	2029	2	N	\$ -	\$ -	\$ -	\$ -	\$ -	\$ -	\$ -	\$ -	\$ -
Lopez, Marco; Jimenez, Melissa	53-08-14-200-044.000-008	2029	2	N	\$ -	\$ -	\$ -	\$ -	\$ 500.86	\$ -	\$ -	\$ 500.86	\$ 500.86
Payne, Michael W	53-08-14-200-057.000-008	2029	2	N	\$ -	\$ -	\$ -	\$ -	\$ 450.34	\$ -	\$ -	\$ 450.34	\$ 450.34
Trailblazer Real Estate Development Inc	53-08-14-200-035.000-008	2029	2	N	\$ -	\$ -	\$ -	\$ -	\$ 352.21	\$ -	\$ -	\$ 352.21	\$ 352.21
Novak, David A & Kathryn A W	53-08-14-200-034.000-008	2029	2	N	\$ -	\$ -	\$ -	\$ -	\$ 671.43	\$ -	\$ -	\$ 671.43	\$ 671.43
Gater, Jason C & Kimberly K	53-08-14-200-025.000-008	2029	2	N	\$ -	\$ -	\$ -	\$ -	\$ 690.90	\$ -	\$ -	\$ 690.90	\$ 690.90
Martel, Hilary F & Hartzell R	53-08-14-200-024.000-008	2029	2	N	\$ -	\$ -	\$ -	\$ -	\$ 836.34	\$ -	\$ -	\$ 836.34	\$ 836.34
Borhi, La'szlo' & Borhine', Csilla To'th	53-08-14-200-028.000-008	2029	2	N	\$ -	\$ -	\$ -	\$ -	\$ 566.68	\$ -	\$ -	\$ 566.68	\$ 566.68
Jacobs, Larry J. & Nancy	53-08-14-100-015.000-008		2	N	\$ -	\$ -	\$ -	\$ -	\$ 220.56	\$ -	\$ -	\$ 220.56	\$ 220.56
Harris, Marla	53-08-21-301-069.000-008		2	N	\$ -	\$ -	\$ -	\$ -	\$ 20.98	\$ -	\$ -	\$ 20.98	\$ 20.98
Harris, Marla	53-08-21-300-053.000-008		2	N	\$ -	\$ -	\$ -	\$ -	\$ -	\$ -	\$ -	\$ -	\$ -
Sowder, Michael J & Kimberly H	53-08-21-300-003.000-008		2	N	\$ -	\$ -	\$ -	\$ -	\$ -	\$ 259.88	\$ -	\$ 259.88	\$ 259.88
Sowder, Kimberly H; Hankins, Michael J & Hankins, Blaine R	53-08-21-300-002.000-008		2	N	\$ -	\$ -	\$ -	\$ -	\$ -	\$ -	\$ -	\$ -	\$ -
Armstrong, April Lynne; Cote, Susan Elaine	53-08-01-400-054.000-008	1526	2	N	\$ -	\$ -	\$ -	\$ -	\$ 649.08	\$ -	\$ -	\$ 649.08	\$ 649.08

City of Bloomington

Area #2: South-East Annexation Area - Circuit Breaker Impacts Analysis

Owner Name	Parcel #	Waiver	Annexation Area	AG	Pre-Annex 1% CB Credits	Pre-Annex 2% CB Credits	Pre-Annex 65 & Over CB Credits	Pre-Annex Total CB Credits	Post-Annex 1% CB Credits	Post-Annex 2% CB Credits	Post-Annex 65 & Over CB Credits	Post-Annex Total CB Credits	Total Post-Annex CB Credits Increase
Lewis, Jared C & Brooke R Anderson	53-08-01-400-057.000-008	1526	2	N	\$ -	\$ -	\$ -	\$ -	\$ 560.47	\$ -	\$ -	\$ 560.47	\$ 560.47
McMinn, Beth A	53-08-01-400-020.000-008	2406	2	N	\$ -	\$ -	\$ -	\$ -	\$ 627.12	\$ -	\$ -	\$ 627.12	\$ 627.12
Sui, Liwei	53-08-01-400-065.000-008	1526	2	N	\$ -	\$ -	\$ -	\$ -	\$ 617.19	\$ -	\$ -	\$ 617.19	\$ 617.19
McCrary, Martin A	53-08-01-400-029.000-008	1526	2	N	\$ -	\$ -	\$ -	\$ -	\$ 570.41	\$ -	\$ -	\$ 570.41	\$ 570.41
Vidali, Ari A & Fatima	53-08-01-400-097.000-008	1526	2	N	\$ -	\$ -	\$ -	\$ -	\$ 613.47	\$ -	\$ -	\$ 613.47	\$ 613.47
Diprimio, Peter D & Cynthia	53-08-01-400-067.000-008	1526	2	N	\$ -	\$ -	\$ -	\$ -	\$ 623.41	\$ -	\$ -	\$ 623.41	\$ 623.41
Carter, Christopher & Palmer, Sara	53-08-01-400-007.000-008	1526	2	N	\$ -	\$ -	\$ -	\$ -	\$ 934.76	\$ -	\$ -	\$ 934.76	\$ 934.76
True, James S & Keith, Rebecca A	53-08-01-400-024.000-008	1526	2	N	\$ -	\$ -	\$ -	\$ -	\$ 615.13	\$ -	\$ -	\$ 615.13	\$ 615.13
Rudolph, Kimberly S	53-08-01-400-047.000-008	1526	2	N	\$ -	\$ -	\$ -	\$ -	\$ 387.41	\$ -	\$ -	\$ 387.41	\$ 387.41
Crupper, John K & Sarah S	53-08-01-400-025.000-008	1526	2	N	\$ -	\$ -	\$ -	\$ -	\$ 379.54	\$ -	\$ -	\$ 379.54	\$ 379.54
Sears, Sharon A	53-08-01-400-021.000-008	1526	2	N	\$ -	\$ -	\$ -	\$ -	\$ 319.50	\$ -	\$ -	\$ 319.50	\$ 319.50
Chen, Shu Chun	53-08-01-400-062.000-008	1526	2	N	\$ -	\$ -	\$ -	\$ -	\$ 402.73	\$ -	\$ -	\$ 402.73	\$ 402.73
Hammond, Laura L	53-08-21-301-004.000-008		2	N	\$ -	\$ -	\$ -	\$ -	\$ -	\$ -	\$ -	\$ -	\$ -
Hoover, Jessica M & Daniel K	53-08-14-104-001.000-008		2	N	\$ -	\$ -	\$ -	\$ -	\$ 287.22	\$ -	\$ -	\$ 287.22	\$ 287.22
Spicer Rentals LLC	53-08-20-400-097.000-008		2	N	\$ -	\$ -	\$ -	\$ -	\$ -	\$ 91.48	\$ -	\$ 91.48	\$ 91.48
Spicer Rentals LLC	53-08-20-400-004.000-008		2	N	\$ -	\$ -	\$ -	\$ -	\$ -	\$ -	\$ -	\$ -	\$ -
Owen County State Bank	53-08-21-200-115.000-008	2517	2	N	\$ -	\$ -	\$ -	\$ -	\$ -	\$ 240.70	\$ -	\$ 240.70	\$ 240.70
Huntington, Nancy A Trust, Monroe Bank, Trustee	53-08-12-100-005.000-008		2	Y	\$ -	\$ -	\$ -	\$ -	\$ -	\$ -	\$ -	\$ -	\$ -
Huntington, Thomas A Trust, Monroe Bank, Trustee	53-08-12-100-002.000-008		2	Y	\$ -	\$ -	\$ -	\$ -	\$ -	\$ -	\$ -	\$ -	\$ -
Huntington, Nancy A Trust, Monroe Bank, Trustee	53-08-12-100-001.000-008		2	Y	\$ -	\$ -	\$ -	\$ -	\$ -	\$ -	\$ -	\$ -	\$ -
Huntington, Thomas A Trust, Monroe Bank, Trustee	53-08-12-100-004.000-008		2	Y	\$ -	\$ -	\$ -	\$ -	\$ -	\$ -	\$ -	\$ -	\$ -
City Of Bloomington Utilities	53-08-21-400-057.000-008		2	N	\$ -	\$ -	\$ -	\$ -	\$ -	\$ -	\$ -	\$ -	\$ -
Reeves, Stanley R	53-08-21-400-007.000-008		2	N	\$ -	\$ -	\$ -	\$ -	\$ -	\$ -	\$ -	\$ -	\$ -
Hays, Terry	53-08-14-100-020.000-008		2	N	\$ -	\$ -	\$ -	\$ -	\$ 102.56	\$ -	\$ -	\$ 102.56	\$ 102.56
Apple, Michael D	53-08-14-300-012.000-008		2	N	\$ -	\$ -	\$ -	\$ -	\$ 713.66	\$ -	\$ -	\$ 713.66	\$ 713.66
Five Bamboos Holding Company LLC	53-08-21-200-117.000-008	2254	2	N	\$ -	\$ -	\$ -	\$ -	\$ -	\$ -	\$ -	\$ -	\$ -
Huntington, Nancy A Trust, Monroe Bank, Trustee	53-08-12-200-001.000-008		2	Y	\$ -	\$ -	\$ -	\$ -	\$ -	\$ -	\$ -	\$ -	\$ -
Baugh, Ned T & Robinson, Kristi	53-08-20-400-039.000-008	2513	2	N	\$ -	\$ -	\$ -	\$ -	\$ -	\$ 186.00	\$ -	\$ 186.00	\$ 186.00
Riggins, Mark W. & Diane J.	53-08-21-300-051.000-008		2	N	\$ -	\$ -	\$ -	\$ -	\$ 16.44	\$ -	\$ -	\$ 16.44	\$ 16.44
Karnegis, Janice L	53-08-21-200-017.000-008		2	N	\$ -	\$ -	\$ -	\$ -	\$ -	\$ -	\$ -	\$ -	\$ -
Kerr, Madaleine Clara & James Mark Harris, Mary Elisabeth & Johnston, James Clark IV	53-08-20-400-001.000-008	1390	2	N	\$ -	\$ -	\$ -	\$ -	\$ 198.20	\$ -	\$ -	\$ 198.20	\$ 198.20
Bunch, Hannah C & Landon A	53-08-14-107-001.000-008		2	N	\$ -	\$ -	\$ -	\$ -	\$ -	\$ -	\$ -	\$ -	\$ -
Bunch, Hannah C & Landon A	53-08-20-400-107.000-008	1689	2	N	\$ -	\$ -	\$ -	\$ -	\$ 61.57	\$ -	\$ -	\$ 61.57	\$ 61.57
McKenzie, Stephanie L	53-08-20-400-113.000-008	2043	2	N	\$ -	\$ -	\$ -	\$ -	\$ -	\$ 402.58	\$ -	\$ 402.58	\$ 402.58
Williams, James & Claudia	53-08-20-400-114.000-008	1736	2	N	\$ -	\$ -	\$ -	\$ -	\$ 40.04	\$ -	\$ -	\$ 40.04	\$ 40.04
Helewa, Zaki	53-08-20-400-110.000-008	2135	2	N	\$ -	\$ -	\$ -	\$ -	\$ 353.45	\$ -	\$ -	\$ 353.45	\$ 353.45
Thurston, Joshua M & Erin E	53-08-20-400-108.000-008	1675	2	N	\$ -	\$ -	\$ -	\$ -	\$ 249.53	\$ -	\$ -	\$ 249.53	\$ 249.53
Unroe, James Russell	53-08-20-400-112.000-008	1968	2	N	\$ -	\$ -	\$ -	\$ -	\$ 157.21	\$ -	\$ -	\$ 157.21	\$ 157.21
Havranek, Kathryn M	53-08-20-400-120.000-008	2099	2	N	\$ -	\$ -	\$ -	\$ -	\$ 350.98	\$ -	\$ -	\$ 350.98	\$ 350.98
Patrick, Eric R	53-08-20-400-109.000-008		2	N	\$ -	\$ -	\$ -	\$ -	\$ 258.64	\$ -	\$ -	\$ 258.64	\$ 258.64
Couch, Lynda M	53-08-20-400-124.000-008	1691	2	N	\$ -	\$ -	\$ -	\$ -	\$ 218.90	\$ -	\$ -	\$ 218.90	\$ 218.90

City of Bloomington

Area #2: South-East Annexation Area - Circuit Breaker Impacts Analysis

Owner Name	Parcel #	Waiver	Annexation Area	AG	Pre-Annex 1% CB Credits	Pre-Annex 2% CB Credits	Pre-Annex 65 & Over CB Credits	Pre-Annex Total CB Credits	Post-Annex 1% CB Credits	Post-Annex 2% CB Credits	Post-Annex 65 & Over CB Credits	Post-Annex Total CB Credits	Total Post-Annex CB Credits Increase
Younger, Matthew R & Melissa Marie	53-08-20-400-024.000-008	1690	2	N	\$ -	\$ -	\$ -	\$ -	\$ 94.28	\$ -	\$ -	\$ 94.28	\$ 94.28
Dabrowski, Andrew	53-08-20-400-016.000-008	1814	2	N	\$ -	\$ -	\$ -	\$ -	\$ 273.97	\$ -	\$ -	\$ 273.97	\$ 273.97
Prihoda, John K & Virginia L	53-08-20-400-088.000-008	2070	2	N	\$ -	\$ -	\$ -	\$ -	\$ 287.22	\$ -	\$ -	\$ 287.22	\$ 287.22
Lish, Jacob M	53-08-20-400-104.000-008	2070	2	N	\$ -	\$ -	\$ -	\$ -	\$ 173.39	\$ -	\$ -	\$ 173.39	\$ 173.39
Raad, Rhonda J	53-08-20-400-021.000-008	2398	2	N	\$ -	\$ -	\$ -	\$ -	\$ 65.30	\$ -	\$ -	\$ 65.30	\$ 65.30
Richardson, Colette L Revocable Living Trust	53-08-20-400-091.000-008	1451	2	N	\$ -	\$ -	\$ -	\$ -	\$ 68.88	\$ -	\$ -	\$ 68.88	\$ 68.88
Johnson, Michael R & Connie S	53-08-20-400-105.000-008		2	N	\$ -	\$ -	\$ -	\$ -	\$ -	\$ -	\$ -	\$ -	\$ -
Underwood, Christopher R & Jessica	53-08-20-400-018.000-008		2	N	\$ -	\$ -	\$ -	\$ -	\$ -	\$ -	\$ -	\$ -	\$ -
AMH 2014-2 Borrower, LLC	53-08-20-400-090.000-008		2	N	\$ -	\$ -	\$ -	\$ -	\$ -	\$ 399.41	\$ -	\$ 399.41	\$ 399.41
Becker, Megan Mae	53-08-20-400-117.000-008		2	N	\$ -	\$ -	\$ -	\$ -	\$ 38.38	\$ -	\$ -	\$ 38.38	\$ 38.38
Corwin, Mason J & April A	53-08-20-400-115.000-008		2	N	\$ -	\$ -	\$ -	\$ -	\$ 81.85	\$ -	\$ -	\$ 81.85	\$ 81.85
Wright, Joseph William	53-08-20-400-116.000-008		2	N	\$ -	\$ -	\$ -	\$ -	\$ -	\$ 353.08	\$ -	\$ 353.08	\$ 353.08
Ward, Joe Dean & Dena Danette	53-08-20-400-121.000-008		2	N	\$ -	\$ -	\$ -	\$ -	\$ 154.72	\$ -	\$ -	\$ 154.72	\$ 154.72
McGaha, Ben & Sara	53-08-14-103-002.000-008		2	N	\$ -	\$ -	\$ -	\$ -	\$ 73.58	\$ -	\$ -	\$ 73.58	\$ 73.58
Orrego, Juan M	53-08-11-101-027.000-008		2	N	\$ -	\$ -	\$ -	\$ -	\$ -	\$ 209.09	\$ -	\$ 209.09	\$ 209.09
Power, Stephanie Sue; Robertson, Gary Russell	53-08-01-400-014.000-008		2	N	\$ -	\$ -	\$ -	\$ -	\$ -	\$ 346.09	\$ -	\$ 346.09	\$ 346.09
Orrego, Juan M	53-08-11-101-041.000-008		2	N	\$ -	\$ -	\$ -	\$ -	\$ -	\$ -	\$ -	\$ -	\$ -
Mathews, Nancy M & Ingrid R Montecino	53-08-11-101-016.000-008		2	N	\$ -	\$ -	\$ -	\$ -	\$ -	\$ -	\$ -	\$ -	\$ -
Mathews, Nancy M & Ingrid R Montecino	53-08-11-101-017.000-008		2	N	\$ -	\$ -	\$ -	\$ -	\$ -	\$ -	\$ -	\$ -	\$ -
Orrego, Juan M	53-08-11-101-045.000-008		2	N	\$ -	\$ -	\$ -	\$ -	\$ -	\$ -	\$ -	\$ -	\$ -
Orrego, Juan M	53-08-11-101-020.000-008		2	N	\$ -	\$ -	\$ -	\$ -	\$ -	\$ -	\$ -	\$ -	\$ -
Orrego, Juan M	53-08-11-101-060.000-008		2	N	\$ -	\$ -	\$ -	\$ -	\$ -	\$ -	\$ -	\$ -	\$ -
Orrego, Juan M	53-08-11-101-043.000-008		2	N	\$ -	\$ -	\$ -	\$ -	\$ -	\$ -	\$ -	\$ -	\$ -
Orrego, Juan M	53-08-11-101-037.000-008		2	N	\$ -	\$ -	\$ -	\$ -	\$ -	\$ -	\$ -	\$ -	\$ -
Orrego, Juan M	53-08-11-101-042.000-008		2	N	\$ -	\$ -	\$ -	\$ -	\$ -	\$ -	\$ -	\$ -	\$ -
Orrego, Juan M	53-08-11-101-019.000-008		2	N	\$ -	\$ -	\$ -	\$ -	\$ -	\$ -	\$ -	\$ -	\$ -
Orrego, Juan M	53-08-11-101-047.000-008		2	N	\$ -	\$ -	\$ -	\$ -	\$ -	\$ -	\$ -	\$ -	\$ -
Robertson, Stephen L. & Rita J	53-08-14-107-012.000-008		2	N	\$ -	\$ -	\$ -	\$ -	\$ 242.50	\$ -	\$ -	\$ 242.50	\$ 242.50
Williams, Wyatt K & Danielle P	53-08-20-400-022.000-008		2	N	\$ -	\$ -	\$ -	\$ -	\$ -	\$ -	\$ -	\$ -	\$ -
Wallace, Janet P	53-08-14-102-009.000-008		2	N	\$ -	\$ -	\$ -	\$ -	\$ -	\$ -	\$ -	\$ -	\$ -
Johnson, Jeffrey W & Melanie P	53-08-14-100-001.000-008		2	N	\$ -	\$ -	\$ -	\$ -	\$ -	\$ -	\$ -	\$ -	\$ -
Nelson, Japeth & Ashlee	53-08-14-106-008.000-008		2	N	\$ -	\$ -	\$ -	\$ -	\$ 2.25	\$ -	\$ -	\$ 2.25	\$ 2.25
Bumbalough, Richard D	53-08-14-106-006.000-008		2	N	\$ -	\$ -	\$ -	\$ -	\$ 425.08	\$ -	\$ -	\$ 425.08	\$ 425.08
Walker, James M & Catherine F	53-08-14-106-005.000-008		2	N	\$ -	\$ -	\$ -	\$ -	\$ 331.11	\$ -	\$ -	\$ 331.11	\$ 331.11
Eberle, Thomas R. & Nancy Hyde	53-08-14-106-004.000-008		2	N	\$ -	\$ -	\$ -	\$ -	\$ 225.53	\$ -	\$ -	\$ 225.53	\$ 225.53
Causseaux, Lacey E	53-08-14-106-009.000-008		2	N	\$ -	\$ -	\$ -	\$ -	\$ 684.68	\$ -	\$ -	\$ 684.68	\$ 684.68
McCoy, William & Linda	53-08-23-100-003.000-008		2	N	\$ -	\$ -	\$ -	\$ -	\$ 64.04	\$ -	\$ -	\$ 64.04	\$ 64.04
Marrs, David L & Donna L	53-08-23-100-005.000-008		2	N	\$ -	\$ -	\$ -	\$ -	\$ -	\$ -	\$ -	\$ -	\$ -
Westrich, Bradford & Kathryn M Benavidez	53-08-21-200-018.000-008		2	N	\$ -	\$ -	\$ -	\$ -	\$ -	\$ -	\$ -	\$ -	\$ -
Lane, Regenia Irene	53-08-21-200-112.000-008		2	N	\$ -	\$ -	\$ -	\$ -	\$ -	\$ -	\$ -	\$ -	\$ -
Jallal, Nasir & Koehnlein, Phyllis	53-08-01-400-081.000-008		2	N	\$ -	\$ -	\$ -	\$ -	\$ -	\$ 621.36	\$ -	\$ 621.36	\$ 621.36
Gentry Estates Dev Co Inc	53-08-01-400-177.000-008	1526	2	N	\$ -	\$ -	\$ -	\$ -	\$ -	\$ -	\$ -	\$ -	\$ -
Gentry Estates Dev Co Inc	53-08-01-400-165.000-008		2	N	\$ -	\$ -	\$ -	\$ -	\$ -	\$ -	\$ -	\$ -	\$ -
Michels, Jane	53-08-11-101-070.000-008	1467	2	N	\$ -	\$ -	\$ -	\$ -	\$ -	\$ 255.88	\$ -	\$ 255.88	\$ 255.88

City of Bloomington

Area #2: South-East Annexation Area - Circuit Breaker Impacts Analysis

Owner Name	Parcel #	Waiver	Annexation Area	AG	Pre-Annex 1% CB Credits	Pre-Annex 2% CB Credits	Pre-Annex 65 & Over CB Credits	Pre-Annex Total CB Credits	Post-Annex 1% CB Credits	Post-Annex 2% CB Credits	Post-Annex 65 & Over CB Credits	Post-Annex Total CB Credits	Total Post-Annex CB Credits Increase
Dumas, Jeffrey O.	53-08-21-200-070.000-008		2	N	\$ -	\$ -	\$ -	\$ -	\$ -	\$ -	\$ -	\$ -	\$ -
Yi, Hae Kyong	53-08-16-400-005.000-008		2	N	\$ -	\$ -	\$ -	\$ -	\$ -	\$ -	\$ -	\$ -	\$ -
Stafford, Charles B & Autymn J	53-08-14-102-006.000-008		2	N	\$ -	\$ -	\$ -	\$ -	\$ 59.49	\$ -	\$ -	\$ 59.49	\$ 59.49
Sakura Bloomington Inc	53-08-16-300-042.000-008		2	N	\$ -	\$ -	\$ -	\$ -	\$ -	\$ 360.84	\$ -	\$ 360.84	\$ 360.84
Rink, Lawrence D	53-08-21-200-121.000-008		2	N	\$ -	\$ -	\$ -	\$ -	\$ -	\$ 189.48	\$ -	\$ 189.48	\$ 189.48
Heritage Woods Road Assoc. Inc	53-08-01-100-086.000-008		2	N	\$ -	\$ -	\$ -	\$ -	\$ -	\$ -	\$ -	\$ -	\$ -
Habig, Barbara J.	53-08-01-400-013.000-008		2	N	\$ -	\$ -	\$ -	\$ -	\$ -	\$ -	\$ -	\$ -	\$ -
Logsdon, Robert J Living Trust w/life estate	53-08-20-400-074.000-008		2	N	\$ -	\$ -	\$ -	\$ -	\$ -	\$ -	\$ -	\$ -	\$ -
BADB LLC	53-08-20-400-038.000-008	1832	2	N	\$ -	\$ -	\$ -	\$ -	\$ -	\$ -	\$ -	\$ -	\$ -
Schaeuble Investments, LLC	53-08-20-400-010.000-008	1832	2	N	\$ -	\$ -	\$ -	\$ -	\$ -	\$ -	\$ -	\$ -	\$ -
Kumar, Kavya	53-08-14-200-047.000-008	2029	2	N	\$ -	\$ -	\$ -	\$ -	\$ 424.66	\$ -	\$ -	\$ 424.66	\$ 424.66
Jeffers, Jeremy A & Melissa L	53-08-14-200-006.000-008	2029	2	N	\$ -	\$ -	\$ -	\$ -	\$ 593.60	\$ -	\$ -	\$ 593.60	\$ 593.60
Betar, Michael G III & Jeremy L	53-08-14-200-018.000-008	2029	2	N	\$ -	\$ -	\$ -	\$ -	\$ 535.63	\$ -	\$ -	\$ 535.63	\$ 535.63
Scruggs, Amanda	53-08-14-200-050.000-008	2029	2	N	\$ -	\$ -	\$ -	\$ -	\$ 562.55	\$ -	\$ -	\$ 562.55	\$ 562.55
Dai, Jun	53-08-14-200-038.000-008	2029	2	N	\$ -	\$ -	\$ -	\$ -	\$ -	\$ 565.54	\$ -	\$ 565.54	\$ 565.54
Patel, Jignesh H & Dimple K	53-08-14-200-027.000-008	2029	2	N	\$ -	\$ -	\$ -	\$ -	\$ 438.33	\$ -	\$ -	\$ 438.33	\$ 438.33
Smith, Lauren R & Kenny D	53-08-14-200-030.000-008	2029	2	N	\$ -	\$ -	\$ -	\$ -	\$ 699.17	\$ -	\$ -	\$ 699.17	\$ 699.17
Talbott, John Sutcliffe Jr & Deleigh B	53-08-14-200-033.000-008	2029	2	N	\$ -	\$ -	\$ -	\$ -	\$ 705.38	\$ -	\$ -	\$ 705.38	\$ 705.38
Brafford, Ward L & Freeda M	53-08-14-200-005.000-008	2029	2	N	\$ -	\$ -	\$ -	\$ -	\$ 649.50	\$ -	\$ -	\$ 649.50	\$ 649.50
Lobring, Wane M & Rachel C	53-08-14-200-004.000-008	2029	2	N	\$ -	\$ -	\$ -	\$ -	\$ 745.95	\$ -	\$ -	\$ 745.95	\$ 745.95
Johnson, Dana LU; Zhou, You	53-08-14-200-017.000-008	2029	2	N	\$ -	\$ -	\$ -	\$ -	\$ 484.70	\$ -	\$ -	\$ 484.70	\$ 484.70
Sedory, Albert L III & Stacy J	53-08-14-200-002.000-008	2029	2	N	\$ -	\$ -	\$ -	\$ -	\$ 791.09	\$ -	\$ -	\$ 791.09	\$ 791.09
Vuyyuri, Prema S & Saleha B	53-08-14-200-039.000-008	2029	2	N	\$ -	\$ -	\$ -	\$ -	\$ 496.70	\$ -	\$ -	\$ 496.70	\$ 496.70
Chen, Dingnan & Wang, Lili	53-08-14-200-055.000-008	2029	2	N	\$ -	\$ -	\$ -	\$ -	\$ 563.78	\$ -	\$ -	\$ 563.78	\$ 563.78
Blackwell, Larry R & Susan E	53-08-14-200-041.000-008	2029	2	N	\$ -	\$ -	\$ -	\$ -	\$ 948.83	\$ -	\$ -	\$ 948.83	\$ 948.83
Sherwood Realty LLC	53-08-14-200-054.000-008	2029	2	N	\$ -	\$ -	\$ -	\$ -	\$ -	\$ -	\$ -	\$ -	\$ -
Wang, Chuhua; Chen, Cheng	53-08-14-200-037.000-008	2029	2	N	\$ -	\$ -	\$ -	\$ -	\$ 814.69	\$ -	\$ -	\$ 814.69	\$ 814.69
Christine, Joseph LLC	53-08-14-200-003.000-008	2029	2	N	\$ -	\$ -	\$ -	\$ -	\$ -	\$ 649.18	\$ -	\$ 649.18	\$ 649.18
Xiao, Jin & Ni, Yun	53-08-14-200-001.000-008	2029	2	N	\$ -	\$ -	\$ -	\$ -	\$ 727.74	\$ -	\$ -	\$ 727.74	\$ 727.74
Ford, Christine L Revocable Living Trust	53-08-14-200-026.000-008	2029	2	N	\$ -	\$ -	\$ -	\$ -	\$ 834.15	\$ -	\$ -	\$ 834.15	\$ 834.15
McKinley, Lee & Evelyn Maria	53-01-40-442-538.000-008	2029	2	N	\$ -	\$ -	\$ -	\$ -	\$ 983.61	\$ -	\$ -	\$ 983.61	\$ 983.61
McArdle, Stephen J	53-08-15-400-014.000-008	2029	2	N	\$ -	\$ -	\$ -	\$ -	\$ 312.46	\$ -	\$ -	\$ 312.46	\$ 312.46
Meadowcreek LLC	53-08-14-200-036.010-008	2029	2	N	\$ -	\$ -	\$ -	\$ -	\$ -	\$ -	\$ -	\$ -	\$ -
Stauffer, Dwight L & Penny J	53-08-01-100-043.000-008		2	N	\$ -	\$ -	\$ -	\$ -	\$ 1,017.98	\$ -	\$ -	\$ 1,017.98	\$ 1,017.98
Munoz, Daniel J. & Janet M.	53-08-11-101-026.000-008		2	N	\$ -	\$ -	\$ -	\$ -	\$ -	\$ -	\$ -	\$ -	\$ -
Ledon, Willy Revocable Trust	53-08-01-400-063.000-008	1526	2	N	\$ -	\$ -	\$ -	\$ -	\$ 420.12	\$ -	\$ -	\$ 420.12	\$ 420.12
Taylor, Sharon S	53-08-01-400-061.000-008	1526	2	N	\$ -	\$ -	\$ -	\$ -	\$ 401.49	\$ -	\$ -	\$ 401.49	\$ 401.49
Moore, Thomas E & Hannah T	53-08-01-400-099.000-008	1526	2	N	\$ -	\$ -	\$ -	\$ -	\$ 301.29	\$ -	\$ -	\$ 301.29	\$ 301.29
Buczek, Robert W & Patricia J	53-08-01-400-071.000-008	1526	2	N	\$ -	\$ -	\$ -	\$ -	\$ 483.88	\$ -	\$ -	\$ 483.88	\$ 483.88
Eckert-Hill, Denise M	53-08-01-400-079.000-008	1526	2	N	\$ -	\$ -	\$ -	\$ -	\$ 437.10	\$ -	\$ -	\$ 437.10	\$ 437.10
Burchell, Janet S & Larry G; Barrow, Elizabeth	53-08-01-400-046.000-008	1526	2	N	\$ -	\$ -	\$ -	\$ -	\$ 338.56	\$ -	\$ -	\$ 338.56	\$ 338.56
Blair, Robert E & Marni J	53-08-01-400-100.000-008	1526	2	N	\$ -	\$ -	\$ -	\$ -	\$ 740.16	\$ -	\$ -	\$ 740.16	\$ 740.16
Vannice, Cathy J	53-01-42-248-240.000-008	1526	2	N	\$ -	\$ -	\$ -	\$ -	\$ 524.45	\$ -	\$ -	\$ 524.45	\$ 524.45
Shaw, Brian P & Julia T	53-01-42-248-241.000-008	1526	2	N	\$ -	\$ -	\$ -	\$ -	\$ 478.07	\$ -	\$ -	\$ 478.07	\$ 478.07
Luse, Karen L & Adam A	53-01-42-248-242.000-008	1526	2	N	\$ -	\$ -	\$ -	\$ -	\$ 653.63	\$ -	\$ -	\$ 653.63	\$ 653.63
Li, Dan & Hu, Zongjun	53-01-42-248-243.000-008	1526	2	N	\$ -	\$ -	\$ -	\$ -	\$ 543.49	\$ -	\$ -	\$ 543.49	\$ 543.49
Aung, Allen & Marla	53-01-42-248-244.000-008		2	N	\$ -	\$ -	\$ -	\$ -	\$ 529.01	\$ -	\$ -	\$ 529.01	\$ 529.01

City of Bloomington

Area #2: South-East Annexation Area - Circuit Breaker Impacts Analysis

Owner Name	Parcel #	Waiver	Annexation Area	AG	Pre-Annex 1% CB Credits	Pre-Annex 2% CB Credits	Pre-Annex 65 & Over CB Credits	Pre-Annex Total CB Credits	Post-Annex 1% CB Credits	Post-Annex 2% CB Credits	Post-Annex 65 & Over CB Credits	Post-Annex Total CB Credits	Total Post-Annex CB Credits Increase
Work, Mary Carol Trust W/I/e	53-01-42-248-245.000-008		2	N	\$ -	\$ -	\$ -	\$ -	\$ 442.48	\$ -	\$ -	\$ 442.48	\$ 442.48
Chen, Joe-Chang Roda	53-01-42-248-246.000-008		2	N	\$ -	\$ -	\$ -	\$ -	\$ -	\$ 556.86	\$ -	\$ 556.86	\$ 556.86
Vass, Robert J & Marlene	53-01-42-248-247.000-008		2	N	\$ -	\$ -	\$ -	\$ -	\$ 524.86	\$ -	\$ -	\$ 524.86	\$ 524.86
Chen, Zhi Chen & Lin, Feng M	53-01-42-248-248.000-008		2	N	\$ -	\$ -	\$ -	\$ -	\$ 456.14	\$ -	\$ -	\$ 456.14	\$ 456.14
Van Ruler, Aaron & Sadee K	53-01-42-248-249.000-008		2	N	\$ -	\$ -	\$ -	\$ -	\$ 529.84	\$ -	\$ -	\$ 529.84	\$ 529.84
Reynolds, Kevin R & Nancy A	53-01-42-248-250.000-008		2	N	\$ -	\$ -	\$ -	\$ -	\$ 525.69	\$ -	\$ -	\$ 525.69	\$ 525.69
Carr, Lolita A	53-01-42-248-251.000-008		2	N	\$ -	\$ -	\$ -	\$ -	\$ 275.21	\$ -	\$ -	\$ 275.21	\$ 275.21
Kuriyama, Keiko & Schwartz, Andrew W	53-01-42-248-252.000-008		2	N	\$ -	\$ -	\$ -	\$ -	\$ 363.03	\$ -	\$ -	\$ 363.03	\$ 363.03
Healy, Maria NC	53-01-42-248-253.000-008		2	N	\$ -	\$ -	\$ -	\$ -	\$ -	\$ -	\$ -	\$ -	\$ -
May-Scott, Nancy A	53-01-42-248-254.000-008		2	N	\$ -	\$ -	\$ -	\$ -	\$ 427.98	\$ -	\$ -	\$ 427.98	\$ 427.98
Wagh, Nikhil P & Sharayu V Jadhav	53-01-42-248-255.000-008		2	N	\$ -	\$ -	\$ -	\$ -	\$ 468.98	\$ -	\$ -	\$ 468.98	\$ 468.98
Lettelleir, John N	53-08-16-300-022.000-008		2	N	\$ -	\$ -	\$ -	\$ -	\$ 211.85	\$ -	\$ -	\$ 211.85	\$ 211.85
Foot of the Cross Church Inc	53-08-21-200-101.000-008		2	N	\$ -	\$ -	\$ -	\$ -	\$ -	\$ -	\$ -	\$ -	\$ -
Ketterson, Ellen D	53-08-01-100-064.000-008		2	N	\$ -	\$ -	\$ -	\$ -	\$ 545.98	\$ -	\$ -	\$ 545.98	\$ 545.98
Hyde, Harold E & Gaynell L Trust	53-08-20-400-093.000-008		2	N	\$ -	\$ -	\$ -	\$ -	\$ -	\$ -	\$ -	\$ -	\$ -
Hyde, Harold E & Gaynell L Trust	53-08-20-400-009.000-008		2	N	\$ -	\$ -	\$ 76.00	\$ 76.00	\$ -	\$ -	\$ 421.62	\$ 421.62	\$ 345.62
Hyde, Wm. B. & Anna E.	53-01-41-702-000.000-008		2	N	\$ -	\$ -	\$ -	\$ -	\$ -	\$ -	\$ -	\$ -	\$ -
May, Nathan W & Kasie L	53-08-21-300-050.000-008		2	N	\$ -	\$ -	\$ -	\$ -	\$ -	\$ -	\$ -	\$ -	\$ -
Douglas, William & Loma	53-08-23-100-012.000-008		2	N	\$ -	\$ -	\$ -	\$ -	\$ -	\$ -	\$ -	\$ -	\$ -
Lafferty, Dustin	53-08-20-400-111.000-008		2	N	\$ -	\$ -	\$ -	\$ -	\$ 104.41	\$ -	\$ -	\$ 104.41	\$ 104.41
Dorsey, Louis B & Joy L	53-08-20-400-106.000-008	1842	2	N	\$ -	\$ -	\$ -	\$ -	\$ 59.87	\$ -	\$ -	\$ 59.87	\$ 59.87
Binford, Kimberly A	53-08-20-400-122.000-008		2	N	\$ -	\$ -	\$ -	\$ -	\$ -	\$ -	\$ -	\$ -	\$ -
Smith, Matthew D & Lori M	53-08-21-200-071.000-008		2	N	\$ -	\$ -	\$ -	\$ -	\$ 399.00	\$ -	\$ -	\$ 399.00	\$ 399.00
Blind Squirrels LLC	53-08-20-400-073.000-008		2	N	\$ -	\$ -	\$ -	\$ -	\$ -	\$ 284.33	\$ -	\$ 284.33	\$ 284.33
YFD LLC	53-08-15-400-010.000-008		2	N	\$ -	\$ -	\$ -	\$ -	\$ -	\$ 398.78	\$ -	\$ 398.78	\$ 398.78
YFD LLC	53-08-15-400-006.000-008		2	N	\$ -	\$ -	\$ -	\$ -	\$ -	\$ -	\$ -	\$ -	\$ -
Bowlen, John E & Brenda J	53-08-14-103-012.000-008		2	N	\$ -	\$ -	\$ -	\$ -	\$ 673.50	\$ -	\$ -	\$ 673.50	\$ 673.50
Abbott, Michelle R	53-08-20-400-011.000-008		2	N	\$ -	\$ -	\$ -	\$ -	\$ -	\$ -	\$ -	\$ -	\$ -
Sterling Woods Inc	53-08-23-401-067.000-008	2360	2	N	\$ -	\$ -	\$ -	\$ -	\$ -	\$ -	\$ -	\$ -	\$ -
Sterling Woods Inc	53-08-23-401-043.000-008	2360	2	N	\$ -	\$ -	\$ -	\$ -	\$ -	\$ -	\$ -	\$ -	\$ -
Jones, Dean; Boardman, Christine	53-08-14-106-003.000-008		2	N	\$ -	\$ -	\$ -	\$ -	\$ 965.40	\$ -	\$ -	\$ 965.40	\$ 965.40
Depierre, Edna K	53-08-14-106-002.000-008		2	N	\$ -	\$ -	\$ -	\$ -	\$ 24.43	\$ -	\$ -	\$ 24.43	\$ 24.43
Ing, Michael & Sherene	53-08-14-106-007.000-008		2	N	\$ -	\$ -	\$ -	\$ -	\$ 349.72	\$ -	\$ -	\$ 349.72	\$ 349.72
Lowery, Kurtis & Lara	53-08-14-106-011.000-008		2	N	\$ -	\$ -	\$ -	\$ -	\$ 218.74	\$ -	\$ -	\$ 218.74	\$ 218.74
Bayt, Cathy Jo	53-08-11-101-024.000-008		2	N	\$ -	\$ -	\$ -	\$ -	\$ -	\$ -	\$ -	\$ -	\$ -
Field, Richard R & Amanda D	53-08-11-101-040.000-008		2	N	\$ -	\$ -	\$ -	\$ -	\$ 353.04	\$ -	\$ -	\$ 353.04	\$ 353.04
Rogers, Gerald L. & Betty L.	53-08-21-100-121.000-008		2	N	\$ -	\$ -	\$ 282.00	\$ 282.00	\$ -	\$ -	\$ 752.15	\$ 752.15	\$ 470.15
Ratts, Richard D Revocable Trust	53-08-21-301-056.000-008	1416	2	N	\$ -	\$ -	\$ -	\$ -	\$ -	\$ -	\$ -	\$ -	\$ -
Ratts, Richard D Revocable Trust	53-08-21-301-006.000-008	1396	2	N	\$ -	\$ -	\$ -	\$ -	\$ -	\$ -	\$ -	\$ -	\$ -
Novak, Anne D	53-08-01-400-073.000-008	1526	2	N	\$ -	\$ -	\$ -	\$ -	\$ 374.57	\$ -	\$ -	\$ 374.57	\$ 374.57
Tidwell, Michael & Marcey	53-08-01-400-069.000-008	1526	2	N	\$ -	\$ -	\$ -	\$ -	\$ 461.93	\$ -	\$ -	\$ 461.93	\$ 461.93
Tailor, Dipakumar M & Hiral D	53-08-01-400-072.000-008	1526	2	N	\$ -	\$ -	\$ -	\$ -	\$ 306.26	\$ -	\$ -	\$ 306.26	\$ 306.26
Dick, Alan J & Peggy M	53-08-01-400-028.000-008	2409	2	N	\$ -	\$ -	\$ -	\$ -	\$ 337.51	\$ -	\$ -	\$ 337.51	\$ 337.51
Greenfield, Mark J & Angela B	53-08-01-400-070.000-008	1526	2	N	\$ -	\$ -	\$ -	\$ -	\$ 449.51	\$ -	\$ -	\$ 449.51	\$ 449.51
Willoughby, Keith R & Linda F	53-08-01-400-033.000-008	1526	2	N	\$ -	\$ -	\$ -	\$ -	\$ 482.22	\$ -	\$ -	\$ 482.22	\$ 482.22
Henning-Harris, Susan K	53-08-01-400-098.000-008	1424	2	N	\$ -	\$ -	\$ -	\$ -	\$ 499.19	\$ -	\$ -	\$ 499.19	\$ 499.19
Hopkins, Kendra	53-08-01-400-030.000-008	1526	2	N	\$ -	\$ -	\$ -	\$ -	\$ 454.90	\$ -	\$ -	\$ 454.90	\$ 454.90
Miller, Mark S & Sarah M	53-08-01-400-041.000-008	2408	2	N	\$ -	\$ -	\$ -	\$ -	\$ 471.04	\$ -	\$ -	\$ 471.04	\$ 471.04
Sutton, Stacey A	53-08-01-400-060.000-008	1526	2	N	\$ -	\$ -	\$ -	\$ -	\$ 478.90	\$ -	\$ -	\$ 478.90	\$ 478.90

City of Bloomington

Area #2: South-East Annexation Area - Circuit Breaker Impacts Analysis

Owner Name	Parcel #	Waiver	Annexation Area	AG	Pre-Annex 1% CB Credits	Pre-Annex 2% CB Credits	Pre-Annex 65 & Over CB Credits	Pre-Annex Total CB Credits	Post-Annex 1% CB Credits	Post-Annex 2% CB Credits	Post-Annex 65 & Over CB Credits	Post-Annex Total CB Credits	Total Post-Annex CB Credits Increase
Donovan, James Liam & Tracy Lynn	53-08-01-400-038.000-008	1526	2	N	\$ -	\$ -	\$ -	\$ -	\$ 464.42	\$ -	\$ -	\$ 464.42	\$ 464.42
Maltese, Adam V & Andrea L	53-08-01-400-059.000-008	1526	2	N	\$ -	\$ -	\$ -	\$ -	\$ 538.12	\$ -	\$ -	\$ 538.12	\$ 538.12
Radicchi, Filippo & Fedeli, Katia	53-08-01-400-096.000-008	1526	2	N	\$ -	\$ -	\$ -	\$ -	\$ 581.59	\$ -	\$ -	\$ 581.59	\$ 581.59
Bydlon, Roland J & Susan L	53-08-01-400-042.000-008	1480	2	N	\$ -	\$ -	\$ -	\$ -	\$ 345.59	\$ -	\$ -	\$ 345.59	\$ 345.59
Strauser, Jacob L	53-08-01-400-008.000-008	1526	2	N	\$ -	\$ -	\$ -	\$ -	\$ 387.41	\$ -	\$ -	\$ 387.41	\$ 387.41
Lin, Baofen	53-08-01-400-004.000-008	1526	2	N	\$ -	\$ -	\$ -	\$ -	\$ 467.32	\$ -	\$ -	\$ 467.32	\$ 467.32
Carter, Stephen J & Kimberly A	53-08-01-400-005.000-008	1526	2	N	\$ -	\$ -	\$ -	\$ -	\$ 521.13	\$ -	\$ -	\$ 521.13	\$ 521.13
Maben, Michael M & Sheila J	53-08-01-400-055.000-008	1526	2	N	\$ -	\$ -	\$ -	\$ -	\$ 391.95	\$ -	\$ -	\$ 391.95	\$ 391.95
Wininger, Timothy H Jr & Sara	53-08-01-400-039.000-008	2407	2	N	\$ -	\$ -	\$ -	\$ -	\$ -	\$ 552.01	\$ -	\$ 552.01	\$ 552.01
Meadowcreek LLC	53-08-14-200-036.011-008	2029	2	N	\$ -	\$ -	\$ -	\$ -	\$ -	\$ 2,525.27	\$ -	\$ 2,525.27	\$ 2,525.27
Davis, Paul L & Kathryn M	53-08-14-102-010.000-008		2	N	\$ -	\$ -	\$ -	\$ -	\$ -	\$ 337.66	\$ -	\$ 337.66	\$ 337.66
Davis, Paul L & Kathryn M	53-08-14-102-002.000-008		2	N	\$ -	\$ -	\$ -	\$ -	\$ -	\$ -	\$ -	\$ -	\$ -
McDevitt, Daniel M. & Paula M.	53-08-14-100-010.000-008		2	N	\$ -	\$ -	\$ -	\$ -	\$ -	\$ 340.19	\$ -	\$ 340.19	\$ 340.19
Meadowcreek LLC	53-08-14-200-036.012-008	2029	2	N	\$ -	\$ -	\$ -	\$ -	\$ -	\$ 2,325.04	\$ -	\$ 2,325.04	\$ 2,325.04
Meadowcreek LLC	53-08-14-200-036.013-008	2029	2	N	\$ -	\$ -	\$ -	\$ -	\$ -	\$ 2,321.88	\$ -	\$ 2,321.88	\$ 2,321.88
Townhomes on the Green LLC	53-08-14-200-036.166-008	2029	2	N	\$ -	\$ -	\$ -	\$ -	\$ -	\$ 341.24	\$ -	\$ 341.24	\$ 341.24
Meadowcreek LLC	53-08-15-100-008.099-008	2029	2	N	\$ -	\$ -	\$ -	\$ -	\$ -	\$ 8,920.13	\$ -	\$ 8,920.13	\$ 8,920.13
Young, Rodney E	53-08-15-400-008.000-008		2	N	\$ -	\$ -	\$ -	\$ -	\$ 1,679.59	\$ -	\$ -	\$ 1,679.59	\$ 1,679.59
Hoff, Bryan David & Marcella Nichole	53-08-14-201-001.000-008	2134	2	N	\$ -	\$ -	\$ -	\$ -	\$ 3,154.80	\$ 308.36	\$ -	\$ 3,463.16	\$ 3,463.16
YFD LLC	53-08-14-300-024.000-008		2	N	\$ -	\$ -	\$ -	\$ -	\$ -	\$ 2,643.09	\$ -	\$ 2,643.09	\$ 2,643.09
Pliske, Timothy A & Sara A	53-08-14-201-003.000-008		2	N	\$ -	\$ -	\$ -	\$ -	\$ 2,561.97	\$ -	\$ -	\$ 2,561.97	\$ 2,561.97
Jjmr LLC	53-08-14-201-002.000-008	1775	2	N	\$ -	\$ -	\$ -	\$ -	\$ 3,233.45	\$ -	\$ -	\$ 3,233.45	\$ 3,233.45
FCP Limited Partnership	53-08-14-201-004.000-008	1723	2	N	\$ -	\$ -	\$ -	\$ -	\$ -	\$ -	\$ -	\$ -	\$ -
Deckard, Ryan & Brandy	53-08-14-201-006.000-008		2	N	\$ -	\$ -	\$ -	\$ -	\$ 2,682.21	\$ -	\$ -	\$ 2,682.21	\$ 2,682.21
3051 Sare Road LLC	53-08-14-200-020.000-008	2352	2	N	\$ -	\$ -	\$ -	\$ -	\$ -	\$ -	\$ -	\$ -	\$ -
3051 Sare Road LLC	53-08-14-200-020.507-008	2352	2	N	\$ -	\$ -	\$ -	\$ -	\$ -	\$ -	\$ -	\$ -	\$ -
3051 Sare Road LLC	53-08-14-200-020.508-008	2352	2	N	\$ -	\$ -	\$ -	\$ -	\$ -	\$ -	\$ -	\$ -	\$ -
3051 Sare Road LLC	53-08-14-200-020.509-008	2352	2	N	\$ -	\$ -	\$ -	\$ -	\$ -	\$ -	\$ -	\$ -	\$ -
Verona Park I LLC	53-08-14-200-020.510-008	2352	2	N	\$ -	\$ -	\$ -	\$ -	\$ -	\$ 3,889.61	\$ -	\$ 3,889.61	\$ 3,889.61
3051 Sare Road LLC	53-08-14-200-020.511-008	2352	2	N	\$ -	\$ -	\$ -	\$ -	\$ -	\$ -	\$ -	\$ -	\$ -
3051 Sare Road LLC	53-08-14-200-020.512-008	2352	2	N	\$ -	\$ -	\$ -	\$ -	\$ -	\$ -	\$ -	\$ -	\$ -
3051 Sare Road LLC	53-08-14-200-020.513-008	2352	2	N	\$ -	\$ -	\$ -	\$ -	\$ -	\$ -	\$ -	\$ -	\$ -
Hall, Brandon E & Milet	53-08-14-100-030.000-008		2	N	\$ -	\$ -	\$ -	\$ -	\$ 286.39	\$ -	\$ -	\$ 286.39	\$ 286.39
Houghton, Ellen Rose	53-08-21-200-140.000-008		2	N	\$ -	\$ -	\$ -	\$ -	\$ -	\$ -	\$ -	\$ -	\$ -
Merriman, Jerry S. & Rima Najjar	53-08-14-107-004.000-008		2	N	\$ -	\$ -	\$ 140.00	\$ 140.00	\$ -	\$ -	\$ -	\$ -	\$ (140.00)
Benson, Robert A Jr	53-08-14-400-001.000-008		2	N	\$ -	\$ -	\$ -	\$ -	\$ -	\$ -	\$ -	\$ -	\$ -
Phipps, John W	53-08-14-103-017.000-008		2	N	\$ -	\$ -	\$ -	\$ -	\$ -	\$ -	\$ -	\$ -	\$ -
Deng, Wenting & Qing Qing Wang	53-01-42-248-256.000-008		2	N	\$ -	\$ -	\$ -	\$ -	\$ 530.24	\$ -	\$ -	\$ 530.24	\$ 530.24
Le, Nam Quang & Nguyen, Chi M	53-01-42-248-257.000-008		2	N	\$ -	\$ -	\$ -	\$ -	\$ 435.44	\$ -	\$ -	\$ 435.44	\$ 435.44
Tariq, Iram & Tariq Hayat	53-01-42-248-258.000-008		2	N	\$ -	\$ -	\$ -	\$ -	\$ -	\$ 515.59	\$ -	\$ 515.59	\$ 515.59
Nance, Aaron Joseph	53-01-42-248-259.000-008		2	N	\$ -	\$ -	\$ -	\$ -	\$ 386.79	\$ -	\$ -	\$ 386.79	\$ 386.79
Luse, Adam A	53-01-42-248-260.000-008		2	N	\$ -	\$ -	\$ -	\$ -	\$ 373.12	\$ -	\$ -	\$ 373.12	\$ 373.12
Dougherty, Charles W Jr	53-01-42-248-261.000-008	1526	2	N	\$ -	\$ -	\$ -	\$ -	\$ 509.14	\$ -	\$ -	\$ 509.14	\$ 509.14
Brown Trust	53-01-42-248-262.000-008	1526	2	N	\$ -	\$ -	\$ -	\$ -	\$ 433.78	\$ -	\$ -	\$ 433.78	\$ 433.78
S & G Wilson Properties LLC	53-01-42-248-263.000-008	1526	2	N	\$ -	\$ -	\$ -	\$ -	\$ -	\$ 568.24	\$ -	\$ 568.24	\$ 568.24
Yawar, Mohammad Massoud	53-08-01-400-080.000-008		2	N	\$ -	\$ -	\$ -	\$ -	\$ 572.07	\$ -	\$ -	\$ 572.07	\$ 572.07
King, Timothy A	53-08-01-400-048.000-008		2	N	\$ -	\$ -	\$ -	\$ -	\$ 529.01	\$ -	\$ -	\$ 529.01	\$ 529.01
Huang, Hong & Yan Yan Xu	53-08-01-400-078.000-008		2	N	\$ -	\$ -	\$ -	\$ -	\$ 824.63	\$ -	\$ -	\$ 824.63	\$ 824.63
Nelson, Roger L & Robin A	53-08-01-400-154.000-008		2	N	\$ -	\$ -	\$ -	\$ -	\$ 120.87	\$ -	\$ -	\$ 120.87	\$ 120.87

City of Bloomington

Area #2: South-East Annexation Area - Circuit Breaker Impacts Analysis

Owner Name	Parcel #	Waiver	Annexation Area	AG	Pre-Annex 1% CB Credits	Pre-Annex 2% CB Credits	Pre-Annex 65 & Over CB Credits	Pre-Annex Total CB Credits	Post-Annex 1% CB Credits	Post-Annex 2% CB Credits	Post-Annex 65 & Over CB Credits	Post-Annex Total CB Credits	Total Post-Annex CB Credits Increase
Parrish, Scott L & Carol D	53-08-01-400-173.000-008		2	N	\$ -	\$ -	\$ -	\$ -	\$ 741.39	\$ -	\$ -	\$ 741.39	\$ 741.39
Dunn, Jon William Butcher & Erin Butcher	53-08-01-400-126.000-008		2	N	\$ -	\$ -	\$ -	\$ -	\$ 801.44	\$ -	\$ -	\$ 801.44	\$ 801.44
Phipps, John W	53-08-14-103-019.000-008		2	N	\$ -	\$ -	\$ -	\$ -	\$ 90.96	\$ -	\$ -	\$ 90.96	\$ 90.96
Brewer, Troy A & Marci R	53-08-20-400-078.000-008		2	N	\$ -	\$ -	\$ -	\$ -	\$ -	\$ -	\$ -	\$ -	\$ -
Gay, Jason C	53-08-20-400-062.000-008		2	N	\$ -	\$ -	\$ -	\$ -	\$ 38.93	\$ -	\$ -	\$ 38.93	\$ 38.93
Anderson, Patrick D & Sarah J	53-08-01-100-089.000-008		2	N	\$ -	\$ -	\$ -	\$ -	\$ 88.06	\$ -	\$ -	\$ 88.06	\$ 88.06
Rink, Lawrence D	53-08-21-200-007.000-008		2	N	\$ -	\$ -	\$ -	\$ -	\$ -	\$ 593.54	\$ -	\$ 593.54	\$ 593.54
Lysner, Natalie J; Schere, Jayme Lysner	53-08-21-300-017.000-008		2	N	\$ -	\$ -	\$ 104.00	\$ 104.00	\$ -	\$ -	\$ 486.32	\$ 486.32	\$ 382.32
Mackey, Herman E. Jr. & Rose M.	53-08-20-403-002.000-008		2	N	\$ -	\$ -	\$ -	\$ -	\$ -	\$ -	\$ -	\$ -	\$ -
Weaver, Gregory Allen & Michelle Anne	53-08-21-300-036.000-008		2	N	\$ -	\$ -	\$ -	\$ -	\$ -	\$ -	\$ -	\$ -	\$ -
Wong, Yang Joel & Wan-Teng Angelyn Seow	53-08-01-400-125.000-008		2	N	\$ -	\$ -	\$ -	\$ -	\$ 520.32	\$ -	\$ -	\$ 520.32	\$ 520.32
Gopu, Arvind & Pashikanti, Lavanya	53-08-01-400-147.000-008		2	N	\$ -	\$ -	\$ -	\$ -	\$ 18.91	\$ -	\$ -	\$ 18.91	\$ 18.91
McCune, Jerry H & Lisa S	53-08-01-400-152.000-008		2	N	\$ -	\$ -	\$ -	\$ -	\$ 431.71	\$ -	\$ -	\$ 431.71	\$ 431.71
Goetz Family Trust U/A	53-08-01-400-022.000-008		2	N	\$ -	\$ -	\$ -	\$ -	\$ 463.18	\$ -	\$ -	\$ 463.18	\$ 463.18
Asher, Sarah Lou	53-08-01-400-023.000-008		2	N	\$ -	\$ -	\$ -	\$ -	\$ 524.04	\$ -	\$ -	\$ 524.04	\$ 524.04
Clear Creek Christian Church, Trustees	53-08-20-400-014.000-008	2013	2	N	\$ -	\$ -	\$ -	\$ -	\$ -	\$ -	\$ -	\$ -	\$ -
Dougherty, Steven W	53-08-20-402-006.000-008		2	N	\$ -	\$ -	\$ -	\$ -	\$ -	\$ -	\$ -	\$ -	\$ -
Foster Family Trust	53-08-21-200-042.000-008		2	N	\$ -	\$ -	\$ -	\$ -	\$ -	\$ 197.49	\$ -	\$ 197.49	\$ 197.49
Fowler, Lloyd & Thelma	53-08-21-200-038.000-008		2	N	\$ -	\$ -	\$ -	\$ -	\$ -	\$ -	\$ -	\$ -	\$ -
Honeycutt, Holly N	53-08-14-100-019.000-008	2251	2	N	\$ -	\$ -	\$ -	\$ -	\$ 10.63	\$ -	\$ -	\$ 10.63	\$ 10.63
Claessens, Christian	53-08-11-101-069.000-008	1650	2	N	\$ -	\$ -	\$ -	\$ -	\$ -	\$ -	\$ -	\$ -	\$ -
Smith Family Revocable Trust	53-08-21-100-149.000-008		2	N	\$ -	\$ -	\$ -	\$ -	\$ -	\$ -	\$ -	\$ -	\$ -
Sterling Woods Inc	53-08-23-401-042.000-008	2360	2	N	\$ -	\$ -	\$ -	\$ -	\$ -	\$ -	\$ -	\$ -	\$ -
Sterling Woods Inc	53-08-23-401-039.000-008	2360	2	N	\$ -	\$ -	\$ -	\$ -	\$ -	\$ -	\$ -	\$ -	\$ -
Sterling Woods Inc	53-08-23-401-066.000-008	2360	2	N	\$ -	\$ -	\$ -	\$ -	\$ -	\$ -	\$ -	\$ -	\$ -
Sterling Woods Inc	53-08-23-401-056.000-008	2360	2	N	\$ -	\$ -	\$ -	\$ -	\$ -	\$ -	\$ -	\$ -	\$ -
Senchuk, Dennis M & Karen Hanson	53-08-23-401-033.000-008	2360	2	N	\$ -	\$ -	\$ -	\$ -	\$ 2,518.41	\$ -	\$ -	\$ 2,518.41	\$ 2,518.41
Lessard, David R & Karen J	53-08-23-401-006.000-008	2360	2	N	\$ -	\$ -	\$ -	\$ -	\$ 3,585.77	\$ -	\$ -	\$ 3,585.77	\$ 3,585.77
McGuire, Dennis K Living Trust & McGuire, Beverly A Living Trust	53-08-23-401-012.000-008	2375	2	N	\$ -	\$ -	\$ -	\$ -	\$ 3,014.40	\$ -	\$ -	\$ 3,014.40	\$ 3,014.40
King, Michel J & Kelly P	53-08-23-401-032.000-008	2360	2	N	\$ -	\$ -	\$ -	\$ -	\$ 3,069.65	\$ -	\$ -	\$ 3,069.65	\$ 3,069.65
Grass, Cory Lee	53-08-23-401-031.000-008	2360	2	N	\$ -	\$ -	\$ -	\$ -	\$ -	\$ -	\$ -	\$ -	\$ -
Theile, Kevin D & Elizabeth W	53-08-23-401-052.000-008	2360	2	N	\$ -	\$ -	\$ -	\$ -	\$ 3,506.47	\$ -	\$ -	\$ 3,506.47	\$ 3,506.47
Whitlock, Todd Mitchell	53-08-23-401-013.000-008	2360	2	N	\$ -	\$ -	\$ -	\$ -	\$ 3,234.10	\$ -	\$ -	\$ 3,234.10	\$ 3,234.10
Culver, Alexis	53-08-21-300-012.000-008		2	N	\$ -	\$ -	\$ -	\$ -	\$ -	\$ -	\$ -	\$ -	\$ -
Tresslar, Tim & Young Ae	53-08-11-101-038.000-008		2	N	\$ -	\$ -	\$ -	\$ -	\$ -	\$ -	\$ -	\$ -	\$ -
Tresslar, Tim & Young Ae	53-08-11-101-022.000-008		2	N	\$ -	\$ -	\$ -	\$ -	\$ -	\$ -	\$ -	\$ -	\$ -
Freeman, Mark & Yvonne	53-08-21-200-035.000-008		2	N	\$ -	\$ -	\$ -	\$ -	\$ -	\$ -	\$ -	\$ -	\$ -
Miller, Kathleen S	53-08-23-401-065.000-008	2360	2	N	\$ -	\$ -	\$ -	\$ -	\$ -	\$ -	\$ -	\$ -	\$ -
Miller, Kathleen S	53-08-23-401-026.000-008	2360	2	N	\$ -	\$ -	\$ -	\$ -	\$ -	\$ 1,864.29	\$ -	\$ 1,864.29	\$ 1,864.29
Ochsner, Edward C & Soili P	53-08-23-401-024.000-008	2360	2	N	\$ -	\$ -	\$ -	\$ -	\$ 2,151.79	\$ -	\$ -	\$ 2,151.79	\$ 2,151.79
Donatiello, John & Jean	53-08-23-401-001.000-008	2360	2	N	\$ -	\$ -	\$ -	\$ -	\$ 4,343.71	\$ -	\$ -	\$ 4,343.71	\$ 4,343.71
Martin, Thomas C & Angela	53-08-23-401-051.000-008	2360	2	N	\$ -	\$ -	\$ -	\$ -	\$ 3,171.04	\$ -	\$ -	\$ 3,171.04	\$ 3,171.04
Sterling Woods Inc	53-08-23-401-046.000-008	2360	2	N	\$ -	\$ -	\$ -	\$ -	\$ -	\$ -	\$ -	\$ -	\$ -

City of Bloomington

Area #2: South-East Annexation Area - Circuit Breaker Impacts Analysis

Owner Name	Parcel #	Waiver	Annexation Area	AG	Pre-Annex 1% CB Credits	Pre-Annex 2% CB Credits	Pre-Annex 65 & Over CB Credits	Pre-Annex Total CB Credits	Post-Annex 1% CB Credits	Post-Annex 2% CB Credits	Post-Annex 65 & Over CB Credits	Post-Annex Total CB Credits	Total Post-Annex CB Credits Increase
Thompson, Tyler N & Stacy R	53-08-23-401-059.000-008	2360	2	N	\$ -	\$ -	\$ -	\$ -	\$ 2,101.75	\$ -	\$ -	\$ 2,101.75	\$ 2,101.75
Elliott, Hilary & Christopher	53-08-22-200-009.000-008		2	N	\$ -	\$ -	\$ -	\$ -	\$ -	\$ -	\$ -	\$ -	\$ -
City of Bloomington Utilities	53-08-22-200-008.000-008		2	N	\$ -	\$ -	\$ -	\$ -	\$ -	\$ -	\$ -	\$ -	\$ -
Board Of Commissioners Of Monroe Co	53-08-21-200-111.000-008	1845	2	N	\$ -	\$ -	\$ -	\$ -	\$ -	\$ -	\$ -	\$ -	\$ -
Corbin, Ted & Sandra; Wm Black	53-08-21-300-039.000-008		2	N	\$ -	\$ -	\$ -	\$ -	\$ -	\$ 306.25	\$ -	\$ 306.25	\$ 306.25
Eads, Alan D	53-08-21-301-075.000-008		2	N	\$ -	\$ -	\$ -	\$ -	\$ -	\$ -	\$ -	\$ -	\$ -
Eads, Alan D.	53-08-21-300-033.000-008		2	N	\$ -	\$ -	\$ -	\$ -	\$ -	\$ -	\$ -	\$ -	\$ -
Eads, Alan D.	53-08-21-301-044.000-008		2	N	\$ -	\$ -	\$ -	\$ -	\$ -	\$ -	\$ -	\$ -	\$ -
Eads, Alan D.	53-08-21-301-086.000-008		2	N	\$ -	\$ -	\$ -	\$ -	\$ -	\$ -	\$ -	\$ -	\$ -
Kusnerz, Sharon & Benedyk , Carol	53-08-21-200-077.000-008		2	N	\$ -	\$ -	\$ 153.00	\$ 153.00	\$ -	\$ -	\$ 415.40	\$ 415.40	\$ 262.40
Boathouse Apartments LLC	53-08-14-200-020.514-008	2352	2	N	\$ -	\$ -	\$ -	\$ -	\$ -	\$ 7,632.30	\$ -	\$ 7,632.30	\$ 7,632.30
3051 Sare Road LLC	53-08-14-200-020.515-008	2352	2	N	\$ -	\$ -	\$ -	\$ -	\$ -	\$ -	\$ -	\$ -	\$ -
Logue, Brian J	53-08-14-200-020.516-008	2352	2	N	\$ -	\$ -	\$ -	\$ -	\$ 2,174.55	\$ -	\$ -	\$ 2,174.55	\$ 2,174.55
Eurton Properties LLC	53-08-14-200-020.517-008	2352	2	N	\$ -	\$ -	\$ -	\$ -	\$ -	\$ 1,414.29	\$ -	\$ 1,414.29	\$ 1,414.29
3051 Sare Road LLC	53-08-14-200-020.518-008	2352	2	N	\$ -	\$ -	\$ -	\$ -	\$ -	\$ -	\$ -	\$ -	\$ -
3051 Sare Road LLC	53-08-14-200-020.519-008	2352	2	N	\$ -	\$ -	\$ -	\$ -	\$ -	\$ -	\$ -	\$ -	\$ -
3051 Sare Road LLC	53-08-14-200-020.520-008	2352	2	N	\$ -	\$ -	\$ -	\$ -	\$ -	\$ -	\$ -	\$ -	\$ -
3051 Sare Road LLC	53-08-14-200-020.521-008	2352	2	N	\$ -	\$ -	\$ -	\$ -	\$ -	\$ -	\$ -	\$ -	\$ -
3051 Sare Road LLC	53-08-14-200-020.522-008	2352	2	N	\$ -	\$ -	\$ -	\$ -	\$ -	\$ -	\$ -	\$ -	\$ -
3051 Sare Road LLC	53-08-14-200-020.523-008	2352	2	N	\$ -	\$ -	\$ -	\$ -	\$ -	\$ -	\$ -	\$ -	\$ -
3051 Sare Road LLC	53-08-14-200-020.524-008	2352	2	N	\$ -	\$ -	\$ -	\$ -	\$ -	\$ -	\$ -	\$ -	\$ -
3051 Sare Road LLC	53-08-14-200-020.525-008	2352	2	N	\$ -	\$ -	\$ -	\$ -	\$ -	\$ -	\$ -	\$ -	\$ -
Boathouse Apartments LLC	53-08-14-200-020.526-008	2352	2	N	\$ -	\$ -	\$ -	\$ -	\$ -	\$ 395.83	\$ -	\$ 395.83	\$ 395.83
Boathouse Apartments LLC	53-08-14-200-020.527-008	2352	2	N	\$ -	\$ -	\$ -	\$ -	\$ -	\$ 392.04	\$ -	\$ 392.04	\$ 392.04
Boathouse Apartments LLC	53-08-14-200-020.528-008	2352	2	N	\$ -	\$ -	\$ -	\$ -	\$ -	\$ 392.04	\$ -	\$ 392.04	\$ 392.04
Boathouse Apartments LLC	53-08-14-200-020.529-008	2352	2	N	\$ -	\$ -	\$ -	\$ -	\$ -	\$ 395.83	\$ -	\$ 395.83	\$ 395.83
Boathouse Apartments LLC	53-08-14-200-020.530-008	2352	2	N	\$ -	\$ -	\$ -	\$ -	\$ -	\$ 397.10	\$ -	\$ 397.10	\$ 397.10
Boathouse Apartments LLC	53-08-14-200-020.531-008	2352	2	N	\$ -	\$ -	\$ -	\$ -	\$ -	\$ 382.13	\$ -	\$ 382.13	\$ 382.13
Boathouse Apartments LLC	53-08-14-200-020.532-008	2352	2	N	\$ -	\$ -	\$ -	\$ -	\$ -	\$ 389.30	\$ -	\$ 389.30	\$ 389.30
Boathouse Apartments LLC	53-08-14-200-020.533-008	2352	2	N	\$ -	\$ -	\$ -	\$ -	\$ -	\$ 392.88	\$ -	\$ 392.88	\$ 392.88
Boathouse Apartments LLC	53-08-14-200-020.534-008	2352	2	N	\$ -	\$ -	\$ -	\$ -	\$ -	\$ 397.10	\$ -	\$ 397.10	\$ 397.10
Boathouse Apartments LLC	53-08-14-200-020.535-008	2352	2	N	\$ -	\$ -	\$ -	\$ -	\$ -	\$ 382.13	\$ -	\$ 382.13	\$ 382.13
Boathouse Apartments LLC	53-08-14-200-020.536-008	2352	2	N	\$ -	\$ -	\$ -	\$ -	\$ -	\$ 389.30	\$ -	\$ 389.30	\$ 389.30
Boathouse Apartments LLC	53-08-14-200-020.537-008	2352	2	N	\$ -	\$ -	\$ -	\$ -	\$ -	\$ 392.88	\$ -	\$ 392.88	\$ 392.88
Boathouse Apartments LLC	53-08-14-200-020.538-008	2352	2	N	\$ -	\$ -	\$ -	\$ -	\$ -	\$ 397.10	\$ -	\$ 397.10	\$ 397.10
Dunigan, Caleb W	53-08-21-200-037.000-008		2	N	\$ -	\$ -	\$ -	\$ -	\$ -	\$ -	\$ -	\$ -	\$ -
Baxter, Mary	53-08-21-100-105.000-008		2	N	\$ -	\$ -	\$ -	\$ -	\$ -	\$ -	\$ -	\$ -	\$ -
Parker, Randolph	53-08-22-200-013.000-008		2	N	\$ -	\$ -	\$ -	\$ -	\$ 335.24	\$ -	\$ -	\$ 335.24	\$ 335.24
Parrish, William A. & Dorothy J.	53-08-21-100-057.000-008		2	N	\$ -	\$ -	\$ 128.00	\$ 128.00	\$ -	\$ -	\$ 446.31	\$ 446.31	\$ 318.31
Hume, James P & Wiener, Elizabeth A	53-08-01-400-027.000-008		2	N	\$ -	\$ -	\$ -	\$ -	\$ 451.58	\$ -	\$ -	\$ 451.58	\$ 451.58
Cheng, Hu & Lili Ying	53-08-01-400-082.000-008		2	N	\$ -	\$ -	\$ -	\$ -	\$ 469.38	\$ -	\$ -	\$ 469.38	\$ 469.38
Mohammadi, Zarrin; Partovi, Masoud	53-08-01-400-083.000-008		2	N	\$ -	\$ -	\$ -	\$ -	\$ 501.89	\$ -	\$ -	\$ 501.89	\$ 501.89
Cassidy, Jack D & Karen J	53-08-01-400-112.000-008	2042	2	N	\$ -	\$ -	\$ -	\$ -	\$ 494.64	\$ -	\$ -	\$ 494.64	\$ 494.64
Stafford, Alica L	53-08-01-400-143.000-008	2042	2	N	\$ -	\$ -	\$ -	\$ -	\$ 377.47	\$ -	\$ -	\$ 377.47	\$ 377.47
Perry, Jon D	53-08-01-400-118.000-008	2034	2	N	\$ -	\$ -	\$ -	\$ -	\$ 455.73	\$ -	\$ -	\$ 455.73	\$ 455.73
Goodman, Taner R; Carpenter, Jessica L	53-08-01-400-145.000-008		2	N	\$ -	\$ -	\$ -	\$ -	\$ 415.14	\$ -	\$ -	\$ 415.14	\$ 415.14
Grant, Joseph A & Patricia L	53-08-01-400-159.000-008	2041	2	N	\$ -	\$ -	\$ -	\$ -	\$ 562.13	\$ -	\$ -	\$ 562.13	\$ 562.13

City of Bloomington

Area #2: South-East Annexation Area - Circuit Breaker Impacts Analysis

Owner Name	Parcel #	Waiver	Annexation Area	AG	Pre-Annex 1% CB Credits	Pre-Annex 2% CB Credits	Pre-Annex 65 & Over CB Credits	Pre-Annex Total CB Credits	Post-Annex 1% CB Credits	Post-Annex 2% CB Credits	Post-Annex 65 & Over CB Credits	Post-Annex Total CB Credits	Total Post-Annex CB Credits Increase
Steinbachs, Phillip D & Jennifer E	53-08-01-400-156.000-008		2	N	\$ -	\$ -	\$ -	\$ -	\$ 97.77	\$ -	\$ -	\$ 97.77	\$ 97.77
Patterson, J David & Mary Louise	53-08-01-400-107.000-008		2	N	\$ -	\$ -	\$ -	\$ -	\$ -	\$ 666.89	\$ -	\$ 666.89	\$ 666.89
Hipskind, Nicholas M & Sandra S	53-08-01-100-101.000-008		2	N	\$ -	\$ -	\$ -	\$ -	\$ 718.63	\$ -	\$ -	\$ 718.63	\$ 718.63
Killion Family Revocable Trust	53-08-01-400-162.000-008	2040	2	N	\$ -	\$ -	\$ -	\$ -	\$ 1,007.63	\$ -	\$ -	\$ 1,007.63	\$ 1,007.63
Wanger, Sarah & Mark	53-08-01-400-088.000-008	2041	2	N	\$ -	\$ -	\$ -	\$ -	\$ 783.64	\$ -	\$ -	\$ 783.64	\$ 783.64
Li, Bing & Jie	53-08-01-400-006.000-008	2040	2	N	\$ -	\$ -	\$ -	\$ -	\$ 808.47	\$ -	\$ -	\$ 808.47	\$ 808.47
Lozano, Lindsey B & Joseph T	53-08-01-400-010.000-008	2040	2	N	\$ -	\$ -	\$ -	\$ -	\$ 884.66	\$ -	\$ -	\$ 884.66	\$ 884.66
Bastin, James K & Lucinda J Joint Primary Trust	53-08-01-400-131.000-008		2	N	\$ -	\$ -	\$ -	\$ -	\$ 610.16	\$ -	\$ -	\$ 610.16	\$ 610.16
Lyu, Xiang	53-08-01-400-129.000-008	2042	2	N	\$ -	\$ -	\$ -	\$ -	\$ 542.66	\$ -	\$ -	\$ 542.66	\$ 542.66
Jallal, Nasir A	53-08-01-400-108.000-008	2041	2	N	\$ -	\$ -	\$ -	\$ -	\$ 749.68	\$ -	\$ -	\$ 749.68	\$ 749.68
Gougeon, Robert E & Marie E Revocable Trust	53-08-01-400-109.000-008		2	N	\$ -	\$ -	\$ -	\$ -	\$ 539.36	\$ -	\$ -	\$ 539.36	\$ 539.36
Divine, Jackie J & Christina M	53-08-14-103-008.000-008		2	N	\$ -	\$ -	\$ -	\$ -	\$ -	\$ -	\$ -	\$ -	\$ -
Divine, Jackie J & Christina M	53-08-14-103-015.000-008		2	N	\$ -	\$ -	\$ -	\$ -	\$ -	\$ -	\$ -	\$ -	\$ -
Fultz, Daniel J. & Lenna L.	53-08-20-400-087.000-008		2	N	\$ -	\$ -	\$ -	\$ -	\$ -	\$ 288.55	\$ -	\$ 288.55	\$ 288.55
Marrs, Paul; Marrs, Christine	53-08-23-100-001.000-008		2	N	\$ -	\$ -	\$ -	\$ -	\$ -	\$ -	\$ -	\$ -	\$ -
Marrs, David L. & Donna L.	53-08-23-100-004.000-008		2	N	\$ -	\$ -	\$ -	\$ -	\$ 17.27	\$ -	\$ -	\$ 17.27	\$ 17.27
White, Paul Jr & Erickson, Naomi w/l/e White, Paul Sr	53-08-23-100-002.000-008		2	N	\$ -	\$ -	\$ -	\$ -	\$ -	\$ 126.25	\$ -	\$ 126.25	\$ 126.25
White, Paul Sr & Shook-White, Kathy	53-08-23-100-011.000-008		2	N	\$ -	\$ -	\$ -	\$ -	\$ -	\$ -	\$ -	\$ -	\$ -
Traylor, James R & Norma R	53-08-16-300-015.000-008		2	N	\$ -	\$ -	\$ -	\$ -	\$ 38.38	\$ -	\$ -	\$ 38.38	\$ 38.38
LeDuc, Richard & Ann	53-08-01-100-018.000-008		2	N	\$ -	\$ -	\$ -	\$ -	\$ 376.64	\$ -	\$ -	\$ 376.64	\$ 376.64
Steininger, Stephen J & Barbara A	53-08-01-400-124.000-008		2	N	\$ -	\$ -	\$ -	\$ -	\$ 399.00	\$ -	\$ -	\$ 399.00	\$ 399.00
Clinch, Edward R & Janice A Joint Living Trust	53-08-14-100-029.000-008		2	N	\$ -	\$ -	\$ -	\$ -	\$ -	\$ -	\$ -	\$ -	\$ -
Keen, Lee R & Sandra L	53-08-29-400-030.000-008		2	N	\$ -	\$ -	\$ -	\$ -	\$ -	\$ -	\$ -	\$ -	\$ -
Fultz, Daniel J. & Lenna L.	53-08-20-400-008.000-008		2	N	\$ -	\$ -	\$ -	\$ -	\$ -	\$ -	\$ -	\$ -	\$ -
Myers, Bruce D & Gina A	53-08-23-401-005.000-008	2360	2	N	\$ -	\$ -	\$ -	\$ -	\$ 2,314.95	\$ -	\$ -	\$ 2,314.95	\$ 2,314.95
Farrell, Thomas P Jr & Mary Clare	53-08-23-401-035.000-008	2360	2	N	\$ -	\$ -	\$ -	\$ -	\$ 4,187.06	\$ -	\$ -	\$ 4,187.06	\$ 4,187.06
Hewitt, Scott E & Kathleen T	53-08-23-401-047.000-008	2360	2	N	\$ -	\$ -	\$ -	\$ -	\$ 1,754.96	\$ -	\$ -	\$ 1,754.96	\$ 1,754.96
Hoffmann, Frank W & Lee Ann	53-08-23-401-007.000-008	2360	2	N	\$ -	\$ -	\$ -	\$ -	\$ 1,422.89	\$ -	\$ -	\$ 1,422.89	\$ 1,422.89
Zaleski, Jeffery M & Kelly L	53-08-23-401-010.000-008	2081	2	N	\$ -	\$ -	\$ -	\$ -	\$ 2,762.09	\$ -	\$ -	\$ 2,762.09	\$ 2,762.09
Tait, Layne S Revocable Trust	53-08-23-401-036.000-008	2360	2	N	\$ -	\$ -	\$ -	\$ -	\$ 1,855.15	\$ -	\$ -	\$ 1,855.15	\$ 1,855.15
Chong, Sun Cho & Hi Jun	53-08-23-401-057.000-008	2360	2	N	\$ -	\$ -	\$ -	\$ -	\$ -	\$ 1,470.14	\$ -	\$ 1,470.14	\$ 1,470.14
Cowell, Geri Lea	53-08-23-401-055.000-008	2360	2	N	\$ -	\$ -	\$ -	\$ -	\$ -	\$ 2,108.36	\$ -	\$ 2,108.36	\$ 2,108.36
Remak, Ronald F & Carol B Bill C Brown Associates	53-08-23-401-049.000-008	2360	2	N	\$ -	\$ -	\$ -	\$ -	\$ 2,782.32	\$ -	\$ -	\$ 2,782.32	\$ 2,782.32
Turner, Keaton S & Shelby	53-08-23-401-004.000-008	2360	2	N	\$ -	\$ -	\$ -	\$ -	\$ 2,829.79	\$ -	\$ -	\$ 2,829.79	\$ 2,829.79
Shamloo, Hoojat & Beverly	53-08-23-401-069.000-008	2360	2	N	\$ -	\$ -	\$ -	\$ -	\$ 2,301.95	\$ -	\$ -	\$ 2,301.95	\$ 2,301.95
McIntyre, Regina S Revocable Living Trust	53-08-23-401-030.000-008	2360	2	N	\$ -	\$ -	\$ -	\$ -	\$ 2,916.89	\$ -	\$ -	\$ 2,916.89	\$ 2,916.89
Miller, Joseph D	53-08-23-401-053.000-008	2360	2	N	\$ -	\$ -	\$ -	\$ -	\$ -	\$ -	\$ -	\$ -	\$ -
Craig, Nancy	53-08-23-401-058.000-008	2360	2	N	\$ -	\$ -	\$ -	\$ -	\$ 4,729.84	\$ -	\$ -	\$ 4,729.84	\$ 4,729.84
Elliott, Thomas & Laura	53-08-23-401-054.000-008	2360	2	N	\$ -	\$ -	\$ -	\$ -	\$ -	\$ -	\$ -	\$ -	\$ -
Gillard, Paul E & Carol A	53-08-23-401-029.000-008	2360	2	N	\$ -	\$ -	\$ -	\$ -	\$ 2,437.81	\$ -	\$ -	\$ 2,437.81	\$ 2,437.81
Chang, Warren J	53-08-23-401-009.000-008	2360	2	N	\$ -	\$ -	\$ -	\$ -	\$ 2,671.17	\$ -	\$ -	\$ 2,671.17	\$ 2,671.17
Tesoro Property Group LLC	53-08-20-402-008.000-008		2	N	\$ -	\$ -	\$ -	\$ -	\$ -	\$ 482.67	\$ -	\$ 482.67	\$ 482.67
Alvarez, Paola Z	53-08-20-402-011.000-008	1537	2	N	\$ -	\$ -	\$ -	\$ -	\$ -	\$ -	\$ -	\$ -	\$ -
James, William David	53-08-20-402-002.000-008	1537	2	N	\$ -	\$ -	\$ -	\$ -	\$ -	\$ -	\$ -	\$ -	\$ -

City of Bloomington

Area #2: South-East Annexation Area - Circuit Breaker Impacts Analysis

Owner Name	Parcel #	Waiver	Annexation Area	AG	Pre-Annex 1% CB Credits	Pre-Annex 2% CB Credits	Pre-Annex 65 & Over CB Credits	Pre-Annex Total CB Credits	Post-Annex 1% CB Credits	Post-Annex 2% CB Credits	Post-Annex 65 & Over CB Credits	Post-Annex Total CB Credits	Total Post-Annex CB Credits Increase
Shapiro, Samuel S	53-08-23-401-028.000-008	2360	2	N	\$ -	\$ -	\$ -	\$ -	\$ 4,437.97	\$ -	\$ -	\$ 4,437.97	\$ 4,437.97
Yumul, Roya	53-08-23-401-027.000-008	2360	2	N	\$ -	\$ -	\$ -	\$ -	\$ 4,301.46	\$ -	\$ -	\$ 4,301.46	\$ 4,301.46
Sterling Woods II Inc	53-01-43-513-554.000-008	2360	2	Y	\$ -	\$ -	\$ -	\$ -	\$ -	\$ -	\$ -	\$ -	\$ -
Norris, Justin; Tai, Wendi	53-05-36-400-003.000-004		2	N	\$ -	\$ -	\$ -	\$ -	\$ 811.63	\$ -	\$ -	\$ 811.63	\$ 811.63
Drummond Management LLC	53-05-36-400-022.000-004		2	N	\$ -	\$ -	\$ -	\$ -	\$ -	\$ -	\$ -	\$ -	\$ -
Brownfields V LLC	53-05-36-400-006.000-004		2	N	\$ -	\$ -	\$ -	\$ -	\$ -	\$ -	\$ -	\$ -	\$ -
Attari, Shahzeen Z	53-07-06-200-029.000-014		2	N	\$ -	\$ -	\$ -	\$ -	\$ -	\$ -	\$ -	\$ -	\$ -
Ralston, Robert L	53-07-06-200-036.000-014		2	N	\$ -	\$ -	\$ -	\$ -	\$ 27.55	\$ -	\$ -	\$ 27.55	\$ 27.55
Barnstone, Elli P Revocable Trust w/l/e	53-07-06-200-016.000-014		2	N	\$ -	\$ -	\$ -	\$ -	\$ -	\$ -	\$ -	\$ -	\$ -
Capio, Roy M & Jonnamarie W Revocable Living Trust	53-07-06-200-001.000-014		2	N	\$ -	\$ -	\$ -	\$ -	\$ -	\$ -	\$ -	\$ -	\$ -
Smiley, Katherine & Clint A Buffington	53-07-06-200-044.000-014		2	N	\$ -	\$ -	\$ -	\$ -	\$ 571.36	\$ -	\$ -	\$ 571.36	\$ 571.36
French, Thomas M & Kelley B	53-07-06-200-017.000-014		2	N	\$ -	\$ -	\$ -	\$ -	\$ 227.44	\$ -	\$ -	\$ 227.44	\$ 227.44
Pitkin/Larsen Living Trust	53-07-06-200-039.000-014		2	N	\$ -	\$ -	\$ -	\$ -	\$ -	\$ -	\$ -	\$ -	\$ -
Sycamore Land Trust Inc	53-07-06-200-010.000-014		2	N	\$ -	\$ -	\$ -	\$ -	\$ -	\$ -	\$ -	\$ -	\$ -
Goetz, Roger N & Michelle K	53-07-06-200-018.000-014		2	N	\$ -	\$ -	\$ -	\$ -	\$ 492.12	\$ -	\$ -	\$ 492.12	\$ 492.12
Clark, John C; Letsinger, Sally L	53-07-06-200-038.000-014		2	N	\$ -	\$ -	\$ -	\$ -	\$ 464.29	\$ -	\$ -	\$ 464.29	\$ 464.29
Rubinger, Richard & Noriko	53-07-06-200-043.000-014		2	N	\$ -	\$ -	\$ -	\$ -	\$ 116.16	\$ -	\$ -	\$ 116.16	\$ 116.16
Heritage Woods Road Assoc. Inc	53-07-06-200-037.000-014		2	N	\$ -	\$ -	\$ -	\$ -	\$ -	\$ -	\$ -	\$ -	\$ -
Janes, Sasha & Rebecca A	53-07-06-200-030.000-014		2	N	\$ -	\$ -	\$ -	\$ -	\$ 114.91	\$ -	\$ -	\$ 114.91	\$ 114.91
Terrell, Norman Lee	53-08-21-401-007.000-008	1547	2	N	\$ -	\$ -	\$ 582.00	\$ 582.00	\$ -	\$ -	\$ -	\$ -	\$ (582.00)
Mirtl, Jason J & Jensen, Kassie J	53-08-21-401-002.000-008	1547	2	N	\$ -	\$ -	\$ -	\$ -	\$ -	\$ -	\$ -	\$ -	\$ -
Hall, Terra C & Richard Weaver, Larry L	53-08-21-401-005.000-008	1547	2	N	\$ -	\$ -	\$ -	\$ -	\$ -	\$ -	\$ -	\$ -	\$ -
Weaver, Larry L	53-08-21-401-001.000-008	1547	2	N	\$ -	\$ -	\$ -	\$ -	\$ -	\$ -	\$ -	\$ -	\$ -
Wood, Michael A & Taylor L	53-08-21-401-006.000-008	1547	2	N	\$ -	\$ -	\$ -	\$ -	\$ -	\$ -	\$ -	\$ -	\$ -
Tiller, Beverly A	53-08-21-401-032.000-008	1547	2	N	\$ -	\$ -	\$ -	\$ -	\$ -	\$ -	\$ -	\$ -	\$ -
Williams, Robyn R	53-08-21-401-003.000-008	1547	2	N	\$ -	\$ -	\$ -	\$ -	\$ -	\$ -	\$ -	\$ -	\$ -
Reeves, Stanley R	53-08-21-401-011.000-008	1547	2	N	\$ -	\$ -	\$ -	\$ -	\$ -	\$ 240.28	\$ -	\$ 240.28	\$ 240.28
Blubaugh, Rene Diane	53-08-21-401-034.000-008	1547	2	N	\$ -	\$ -	\$ -	\$ -	\$ 29.02	\$ -	\$ -	\$ 29.02	\$ 29.02
McAlister, Jayme	53-08-21-400-050.000-008	1783	2	N	\$ -	\$ -	\$ -	\$ -	\$ 110.01	\$ -	\$ -	\$ 110.01	\$ 110.01
Morgan, Jennifer S	53-08-21-400-034.000-008	1783	2	N	\$ -	\$ -	\$ -	\$ -	\$ 66.53	\$ -	\$ -	\$ 66.53	\$ 66.53
Peltola, William Joseph Revocable Living Trust & Peltola, Pamela Ruth Revocable	53-08-21-400-053.000-008	1783	2	N	\$ -	\$ -	\$ -	\$ -	\$ -	\$ -	\$ -	\$ -	\$ -
James, Linda G & Schmidt, Stephen W	53-08-21-400-035.000-008	1783	2	N	\$ -	\$ -	\$ -	\$ -	\$ 116.21	\$ -	\$ -	\$ 116.21	\$ 116.21
Shank, Tyler J & Jana L	53-08-21-400-049.000-008	1783	2	N	\$ -	\$ -	\$ -	\$ -	\$ 241.87	\$ -	\$ -	\$ 241.87	\$ 241.87
Coleman, James K & Irani S	53-08-21-400-051.000-008	1783	2	N	\$ -	\$ -	\$ -	\$ -	\$ 186.19	\$ -	\$ -	\$ 186.19	\$ 186.19
Haycraft, Jane Evelyn Trust	53-08-21-400-055.000-008	1783	2	N	\$ -	\$ -	\$ -	\$ -	\$ 11.06	\$ -	\$ -	\$ 11.06	\$ 11.06
Bushey, Kraig M	53-08-21-400-019.000-008	1783	2	N	\$ -	\$ -	\$ -	\$ -	\$ 109.19	\$ -	\$ -	\$ 109.19	\$ 109.19
Holland, Paul W & Joellen Seifers, Bradley A	53-08-21-400-020.000-008	1783	2	N	\$ -	\$ -	\$ -	\$ -	\$ 58.25	\$ -	\$ -	\$ 58.25	\$ 58.25
Thiery, Scott A	53-08-21-400-041.000-008	1783	2	N	\$ -	\$ -	\$ -	\$ -	\$ -	\$ -	\$ -	\$ -	\$ -
Thiery, Scott A	53-08-21-400-039.000-008	1783	2	N	\$ -	\$ -	\$ -	\$ -	\$ 183.29	\$ -	\$ -	\$ 183.29	\$ 183.29
Barrett, Douglas C & Dorothy N	53-08-21-400-032.000-008	1783	2	N	\$ -	\$ -	\$ -	\$ -	\$ -	\$ -	\$ -	\$ -	\$ -
Blackwell Contractors	53-08-21-100-091.002-008	1841	2	N	\$ -	\$ -	\$ -	\$ -	\$ -	\$ 447.05	\$ -	\$ 447.05	\$ 447.05
Blackwell Contractors	53-08-21-100-091.003-008	1841	2	N	\$ -	\$ -	\$ -	\$ -	\$ -	\$ -	\$ -	\$ -	\$ -
Worthey, Michael W & Jeanne C	53-08-21-100-090.003-008	2497	2	N	\$ -	\$ -	\$ -	\$ -	\$ 1,063.51	\$ -	\$ -	\$ 1,063.51	\$ 1,063.51
Johnson, Byrl L & Jacqueline W	53-08-21-100-090.004-008	2497	2	N	\$ -	\$ -	\$ -	\$ -	\$ -	\$ -	\$ -	\$ -	\$ -
Engelsman, Richard & Kathleen	53-08-21-100-090.005-008	2499	2	N	\$ -	\$ -	\$ -	\$ -	\$ 1,202.63	\$ -	\$ -	\$ 1,202.63	\$ 1,202.63

City of Bloomington

Area #2: South-East Annexation Area - Circuit Breaker Impacts Analysis



Owner Name	Parcel #	Waiver	Annexation Area	AG	Pre-Annex 1% CB Credits	Pre-Annex 2% CB Credits	Pre-Annex 65 & Over CB Credits	Pre-Annex Total CB Credits	Post-Annex 1% CB Credits	Post-Annex 2% CB Credits	Post-Annex 65 & Over CB Credits	Post-Annex Total CB Credits	Total Post-Annex CB Credits Increase
Mobley, Autumn	53-08-21-100-090.006-008	2501	2	N	\$ -	\$ -	\$ -	\$ -	\$ -	\$ -	\$ -	\$ -	\$ -
Smith, Olivia D	53-08-21-100-090.007-008	2501	2	N	\$ -	\$ -	\$ -	\$ -	\$ 1,139.70	\$ -	\$ -	\$ 1,139.70	\$ 1,139.70
Wigington, David M & Shana M	53-08-21-100-090.008-008	2501	2	N	\$ -	\$ -	\$ -	\$ -	\$ 1,166.60	\$ -	\$ -	\$ 1,166.60	\$ 1,166.60
Nickel Tree LLC	53-08-21-100-090.009-008	2501	2	N	\$ -	\$ -	\$ -	\$ -	\$ -	\$ -	\$ -	\$ -	\$ -
PS 6 LLC	53-08-21-100-090.010-008	2501	2	N	\$ -	\$ -	\$ -	\$ -	\$ -	\$ -	\$ -	\$ -	\$ -
Strauss, Jay	53-08-21-100-090.011-008	2501	2	N	\$ -	\$ -	\$ -	\$ -	\$ -	\$ -	\$ -	\$ -	\$ -
Strauss, Jay	53-08-21-100-090.012-008	2501	2	N	\$ -	\$ -	\$ -	\$ -	\$ -	\$ -	\$ -	\$ -	\$ -
Walulik, Stephen; Donnelly-Walulik, Tara	53-08-21-100-090.013-008	2501	2	N	\$ -	\$ -	\$ -	\$ -	\$ 982.37	\$ -	\$ -	\$ 982.37	\$ 982.37
Warnick, Austin & Serena	53-08-21-100-090.014-008	2497	2	N	\$ -	\$ -	\$ -	\$ -	\$ -	\$ -	\$ -	\$ -	\$ -
Lockridge, Terry W & Victoria A	53-08-21-100-090.015-008	2501	2	N	\$ -	\$ -	\$ -	\$ -	\$ 1,239.07	\$ -	\$ -	\$ 1,239.07	\$ 1,239.07
Barrett, Jeffery L & Paige	53-08-21-100-090.016-008	2501	2	N	\$ -	\$ -	\$ -	\$ -	\$ -	\$ -	\$ -	\$ -	\$ -
Blackwell Contractors Inc	53-08-21-100-090.017-008	2501	2	N	\$ -	\$ -	\$ -	\$ -	\$ -	\$ -	\$ -	\$ -	\$ -
Blackwell Contractors Inc	53-08-21-100-090.018-008	2501	2	N	\$ -	\$ -	\$ -	\$ -	\$ -	\$ -	\$ -	\$ -	\$ -
Blackwell Contractors Inc	53-08-21-100-090.019-008	2501	2	N	\$ -	\$ -	\$ -	\$ -	\$ -	\$ -	\$ -	\$ -	\$ -
Blackwell Contractors Inc	53-08-21-100-090.020-008	2501	2	N	\$ -	\$ -	\$ -	\$ -	\$ -	\$ -	\$ -	\$ -	\$ -
Keller, Joseph J & Amy J	53-08-21-100-090.021-008	2501	2	N	\$ -	\$ -	\$ -	\$ -	\$ -	\$ -	\$ -	\$ -	\$ -
Hybrid Investment Group LLC	53-08-21-100-090.022-008	2501	2	N	\$ -	\$ -	\$ -	\$ -	\$ -	\$ -	\$ -	\$ -	\$ -
Stone Ridge Community Association Inc	53-08-11-400-026.099-008		2	N	\$ -	\$ -	\$ -	\$ -	\$ -	\$ -	\$ -	\$ -	\$ -
YFD LLC	53-01-43-071-000.000-008		2	N	\$ -	\$ -	\$ -	\$ -	\$ -	\$ -	\$ -	\$ -	\$ -

City of Bloomington

Area #3: North Island Annexation Area - Circuit Breaker Impacts Analysis

Owner Name	Parcel #	Waiver	Annexation Area	AG	Pre-Annex 1% CB Credits	Pre-Annex 2% CB Credits	Pre-Annex 65 & Over CB Credits	Pre-Annex Total CB Credits	Post-Annex 1% CB Credits	Post-Annex 2% CB Credits	Post-Annex 65 & Over CB Credits	Post-Annex Total CB Credits	Total Post-Annex CB Credits Increase
B-Town Enterprises LLC	53-05-31-301-054.000-004		3	N	\$ -	\$ -	\$ -	\$ -	\$ -	\$ 228.28	\$ -	\$ 228.28	\$ 228.28
Cowden, Donald L Revocable Trust	53-05-31-301-030.000-004		3	N	\$ -	\$ -	\$ -	\$ -	\$ -	\$ 149.22	\$ -	\$ 149.22	\$ 149.22
Onken, Jimmie & Washington, Rhonda	53-05-31-301-057.000-004		3	N	\$ -	\$ -	\$ 125.00	\$ 125.00	\$ -	\$ -	\$ 268.05	\$ 268.05	\$ 143.05
Stephens, Chad M	53-05-31-301-132.000-004		3	N	\$ -	\$ -	\$ -	\$ -	\$ -	\$ -	\$ -	\$ -	\$ -
PipJay Properties LLC	53-05-31-301-183.000-004		3	N	\$ -	\$ -	\$ -	\$ -	\$ -	\$ -	\$ -	\$ -	\$ -
Stephens, Chad M	53-05-31-301-144.000-004	1409	3	N	\$ -	\$ -	\$ -	\$ -	\$ -	\$ 296.79	\$ -	\$ 296.79	\$ 296.79
PipJay Properties LLC	53-05-31-301-125.000-004		3	N	\$ -	\$ -	\$ -	\$ -	\$ -	\$ 191.65	\$ -	\$ 191.65	\$ 191.65
Stephens, Chad M	53-05-31-301-133.000-004		3	N	\$ -	\$ -	\$ -	\$ -	\$ -	\$ -	\$ -	\$ -	\$ -
PipJay Properties LLC	53-05-31-301-152.000-004		3	N	\$ -	\$ -	\$ -	\$ -	\$ -	\$ -	\$ -	\$ -	\$ -
Hughey, Joshua & Shanna	53-05-31-301-123.000-004		3	N	\$ -	\$ -	\$ -	\$ -	\$ -	\$ -	\$ -	\$ -	\$ -
Reynolds, Diana J McGuire	53-05-31-301-168.000-004		3	N	\$ -	\$ -	\$ -	\$ -	\$ 97.42	\$ 94.47	\$ -	\$ 191.90	\$ 191.90
Shaffer, Elizabeth Eve	53-05-31-301-147.000-004		3	N	\$ -	\$ -	\$ -	\$ -	\$ -	\$ 242.56	\$ -	\$ 242.56	\$ 242.56
LaPadula, Louann J & Gerard J	53-05-31-301-080.000-004		3	N	\$ -	\$ -	\$ -	\$ -	\$ -	\$ -	\$ -	\$ -	\$ -
Burch, Suella D	53-05-31-301-079.000-004		3	N	\$ -	\$ -	\$ -	\$ -	\$ -	\$ -	\$ -	\$ -	\$ -
McKee Properties Inc	53-05-31-301-031.000-004	1786	3	N	\$ -	\$ -	\$ -	\$ -	\$ -	\$ 240.49	\$ -	\$ 240.49	\$ 240.49
Cowden, Donald L Revocable Trust	53-05-31-301-009.000-004	1175	3	N	\$ -	\$ -	\$ -	\$ -	\$ -	\$ 203.03	\$ -	\$ 203.03	\$ 203.03
Thrasher, Mark K	53-05-31-301-062.000-004		3	N	\$ -	\$ -	\$ -	\$ -	\$ -	\$ -	\$ -	\$ -	\$ -
Hearne Development LLC	53-05-31-301-122.000-004	1377	3	N	\$ -	\$ -	\$ -	\$ -	\$ -	\$ 215.66	\$ -	\$ 215.66	\$ 215.66
Hearne Development LLC	53-05-31-301-120.000-004	1504	3	N	\$ -	\$ -	\$ -	\$ -	\$ -	\$ -	\$ -	\$ -	\$ -
Holdeman, Vicky L Rev Trust	53-05-31-301-124.000-004		3	N	\$ -	\$ -	\$ -	\$ -	\$ -	\$ 360.53	\$ -	\$ 360.53	\$ 360.53
Sturgeon, Harold & Lavangelin	53-05-31-301-175.000-004		3	N	\$ -	\$ -	\$ -	\$ -	\$ -	\$ -	\$ -	\$ -	\$ -
Finley, Marsha Elaine	53-05-31-301-028.000-004		3	N	\$ -	\$ -	\$ -	\$ -	\$ -	\$ 243.80	\$ -	\$ 243.80	\$ 243.80
Finley, Marsha Elaine	53-05-31-301-012.000-004		3	N	\$ -	\$ -	\$ -	\$ -	\$ -	\$ -	\$ -	\$ -	\$ -
Finley, Marsha Elaine	53-05-31-301-072.000-004		3	N	\$ -	\$ -	\$ -	\$ -	\$ -	\$ -	\$ -	\$ -	\$ -
Edington, Mary Anne Revocable Trust	53-05-31-301-084.000-004	1365	3	N	\$ -	\$ -	\$ -	\$ -	\$ -	\$ 288.92	\$ -	\$ 288.92	\$ 288.92
Edington, Mary Anne Revocable Trust	53-05-31-301-061.000-004	1365	3	N	\$ -	\$ -	\$ -	\$ -	\$ -	\$ -	\$ -	\$ -	\$ -
DAJA Properties II LLC	53-05-31-301-195.000-004		3	N	\$ -	\$ -	\$ -	\$ -	\$ -	\$ 626.07	\$ -	\$ 626.07	\$ 626.07
Daja Properties III LLC	53-05-31-301-047.000-004		3	N	\$ -	\$ -	\$ -	\$ -	\$ -	\$ 329.07	\$ -	\$ 329.07	\$ 329.07
Tatlock, Lori G; Schulz, Brandon D & Schulz, Kendyll G W/LE Tatlock, Harold L Jr	53-05-31-301-036.000-004		3	N	\$ -	\$ -	\$ -	\$ -	\$ -	\$ -	\$ -	\$ -	\$ -
Tatlock, Lori G; Schulz, Brandon D & Schulz, Kendyll G W/LE Tatlock, Harold L Jr	53-05-31-301-010.000-004		3	N	\$ -	\$ -	\$ 185.00	\$ 185.00	\$ -	\$ -	\$ 396.44	\$ 396.44	\$ 211.44
Gott, Donna	53-05-31-301-070.000-004		3	N	\$ -	\$ -	\$ -	\$ -	\$ -	\$ -	\$ -	\$ -	\$ -
YKMS Investments LLC	53-05-31-301-126.000-004		3	N	\$ -	\$ -	\$ -	\$ -	\$ -	\$ 232.42	\$ -	\$ 232.42	\$ 232.42
Drake, Elizabeth Ann	53-05-31-301-046.000-004		3	N	\$ -	\$ -	\$ 174.00	\$ 174.00	\$ -	\$ -	\$ 457.14	\$ 457.14	\$ 283.14
Stewart, Darlene	53-05-31-301-038.000-004		3	N	\$ -	\$ -	\$ -	\$ -	\$ -	\$ -	\$ -	\$ -	\$ -
Crohn, Shawna D.	53-05-31-301-014.000-004		3	N	\$ -	\$ -	\$ -	\$ -	\$ -	\$ 157.50	\$ -	\$ 157.50	\$ 157.50
Tatlock, Lori G; Schulz, Brandon D & Schulz, Kendyll G W/LE Tatlock, Harold L Jr	53-05-31-301-075.000-004		3	N	\$ -	\$ -	\$ -	\$ -	\$ -	\$ -	\$ -	\$ -	\$ -
Franklin, Anthony	53-05-31-301-074.000-004		3	N	\$ -	\$ -	\$ -	\$ -	\$ -	\$ -	\$ -	\$ -	\$ -
Poole, Evan, W; Wagner, Kristin E	53-05-31-301-170.000-004		3	N	\$ -	\$ -	\$ -	\$ -	\$ -	\$ -	\$ -	\$ -	\$ -
Alacrity Investments LLC	53-05-31-301-058.000-004		3	N	\$ -	\$ -	\$ -	\$ -	\$ -	\$ -	\$ -	\$ -	\$ -
Pittman, Mildred	53-05-31-301-092.000-004		3	N	\$ -	\$ -	\$ 99.00	\$ 99.00	\$ -	\$ -	\$ 197.83	\$ 197.83	\$ 98.83

City of Bloomington

Area #3: North Island Annexation Area - Circuit Breaker Impacts Analysis

Owner Name	Parcel #	Waiver	Annexation Area	AG	Pre-Annex 1% CB Credits	Pre-Annex 2% CB Credits	Pre-Annex 65 & Over CB Credits	Pre-Annex Total CB Credits	Post-Annex 1% CB Credits	Post-Annex 2% CB Credits	Post-Annex 65 & Over CB Credits	Post-Annex Total CB Credits	Total Post-Annex CB Credits Increase
Dickerson, Ava Joan; McDaniel, David Kyle	53-05-31-301-085.000-004	1397	3	N	\$ -	\$ -	\$ -	\$ -	\$ -	\$ -	\$ -	\$ -	\$ -
Mayberry, Sarah & Dolby, Mitch	53-05-31-301-105.000-004		3	N	\$ -	\$ -	\$ -	\$ -	\$ -	\$ -	\$ -	\$ -	\$ -
SJDC LLC	53-05-31-301-082.000-004	2321	3	N	\$ -	\$ -	\$ -	\$ -	\$ -	\$ 5,126.94	\$ -	\$ 5,126.94	\$ 5,126.94
Dillard Rentals LLC	53-05-31-301-029.000-004	2321	3	N	\$ -	\$ -	\$ -	\$ -	\$ -	\$ 289.75	\$ -	\$ 289.75	\$ 289.75
Johnson, Sandra L	53-05-31-301-160.000-004		3	N	\$ -	\$ -	\$ -	\$ -	\$ -	\$ -	\$ -	\$ -	\$ -
Ritter, Stephen L	53-05-31-301-155.000-004		3	N	\$ -	\$ -	\$ 378.00	\$ 378.00	\$ -	\$ -	\$ 702.28	\$ 702.28	\$ 324.28
Harding, Mary B & Gary D	53-05-31-301-136.000-004		3	N	\$ -	\$ -	\$ -	\$ -	\$ -	\$ -	\$ -	\$ -	\$ -
Gordillo, James M	53-05-31-301-189.000-004	1387	3	N	\$ -	\$ -	\$ -	\$ -	\$ -	\$ -	\$ -	\$ -	\$ -
Breeden, Herbert E & Charlotte F & w//e Herbert & Charlotte Breeden	53-05-31-301-107.000-004		3	N	\$ -	\$ -	\$ -	\$ -	\$ -	\$ -	\$ -	\$ -	\$ -
Harris, D Randall & Brenda W	53-05-31-301-143.000-004	1400	3	N	\$ -	\$ -	\$ -	\$ -	\$ -	\$ -	\$ -	\$ -	\$ -
Lucas, Ricky L	53-05-31-301-128.000-004		3	N	\$ -	\$ -	\$ -	\$ -	\$ -	\$ -	\$ -	\$ -	\$ -
Edington, Mary Anne Revocable Trust	53-05-31-301-190.000-004	1902	3	N	\$ -	\$ -	\$ -	\$ -	\$ -	\$ 301.34	\$ -	\$ 301.34	\$ 301.34
Cowden, Donald L Revocable Trust	53-05-31-301-068.000-004	1810	3	N	\$ -	\$ -	\$ -	\$ -	\$ -	\$ -	\$ -	\$ -	\$ -
Trimmer, William	53-05-31-301-134.000-004		3	N	\$ -	\$ -	\$ -	\$ -	\$ -	\$ 211.52	\$ -	\$ 211.52	\$ 211.52
Triple Crown Ventures LLC	53-05-31-301-100.000-004		3	N	\$ -	\$ -	\$ -	\$ -	\$ -	\$ -	\$ -	\$ -	\$ -
Triple Crown Ventures LLC	53-05-31-301-102.000-004		3	N	\$ -	\$ -	\$ -	\$ -	\$ -	\$ 355.36	\$ -	\$ 355.36	\$ 355.36
Triple Crown Ventures LLC	53-05-31-301-112.000-004		3	N	\$ -	\$ -	\$ -	\$ -	\$ -	\$ -	\$ -	\$ -	\$ -
Drummy, Deborah C	53-05-31-301-197.000-004	1375	3	N	\$ -	\$ -	\$ -	\$ -	\$ -	\$ -	\$ -	\$ -	\$ -
Rosales, Elizabeth A	53-05-31-301-181.000-004	1376	3	N	\$ -	\$ -	\$ -	\$ -	\$ -	\$ -	\$ -	\$ -	\$ -
Cranford, Samuel M	53-05-31-301-104.000-004	1376	3	N	\$ -	\$ -	\$ -	\$ -	\$ -	\$ -	\$ -	\$ -	\$ -
Cassidy, James Watson	53-05-31-301-159.000-004		3	N	\$ -	\$ -	\$ -	\$ -	\$ -	\$ -	\$ -	\$ -	\$ -
Baugh/Whaley Investments, LLC	53-05-31-301-138.000-004	2458	3	N	\$ -	\$ -	\$ -	\$ -	\$ -	\$ 1,227.92	\$ -	\$ 1,227.92	\$ 1,227.92
Collier, James E	53-05-31-301-095.000-004	2489	3	N	\$ -	\$ -	\$ -	\$ -	\$ 281.42	\$ -	\$ -	\$ 281.42	\$ 281.42
DAJA Properties LLC	53-05-31-301-015.000-004		3	N	\$ -	\$ -	\$ -	\$ -	\$ -	\$ 190.20	\$ -	\$ 190.20	\$ 190.20
Poole, Evan W; Wagner, Kristin E	53-05-31-301-064.000-004		3	N	\$ -	\$ -	\$ -	\$ -	\$ -	\$ -	\$ -	\$ -	\$ -
Burch, Betty J	53-05-31-301-060.000-004		3	N	\$ -	\$ -	\$ -	\$ -	\$ -	\$ -	\$ 87.34	\$ 87.34	\$ 87.34
Liles, Lena	53-05-31-301-127.000-004		3	N	\$ -	\$ -	\$ -	\$ -	\$ -	\$ -	\$ -	\$ -	\$ -
Holdeman, Vicky L Trust	53-05-31-301-067.000-004	2055	3	N	\$ -	\$ -	\$ -	\$ -	\$ -	\$ 62.09	\$ -	\$ 62.09	\$ 62.09
Holdeman, Vicky L Trust	53-05-31-301-119.000-004	2055	3	N	\$ -	\$ -	\$ -	\$ -	\$ -	\$ 90.44	\$ -	\$ 90.44	\$ 90.44
DAJA Properties LLC	53-05-31-301-115.000-004	2362	3	N	\$ -	\$ -	\$ -	\$ -	\$ -	\$ 60.02	\$ -	\$ 60.02	\$ 60.02
Miller, Robert D & Ginger	53-05-31-301-113.000-004	1376	3	N	\$ -	\$ -	\$ -	\$ -	\$ -	\$ -	\$ -	\$ -	\$ -
Redeemer Community Church of Bloomington Inc	53-05-31-301-044.000-004		3	N	\$ -	\$ -	\$ -	\$ -	\$ -	\$ -	\$ -	\$ -	\$ -
Redeemer Community Church of Bloomington Inc	53-05-31-301-194.000-004		3	N	\$ -	\$ -	\$ -	\$ -	\$ -	\$ -	\$ -	\$ -	\$ -
Redeemer Community Church of Bloomington Inc	53-05-31-301-196.000-004		3	N	\$ -	\$ -	\$ -	\$ -	\$ -	\$ -	\$ -	\$ -	\$ -
Finley, Marsha Elaine , L / E Iris Pansy	53-05-31-301-017.000-004		3	N	\$ -	\$ -	\$ -	\$ -	\$ -	\$ -	\$ -	\$ -	\$ -
Endwright, Randy K. & Nancy	53-05-31-301-086.000-004		3	N	\$ -	\$ -	\$ -	\$ -	\$ -	\$ -	\$ -	\$ -	\$ -
Chastain, Troy & Jeanice	53-05-31-301-179.000-004	1369	3	N	\$ -	\$ -	\$ -	\$ -	\$ -	\$ -	\$ -	\$ -	\$ -
Endwright, Randy K. & Nancy	53-05-31-301-096.000-004		3	N	\$ -	\$ -	\$ -	\$ -	\$ -	\$ -	\$ -	\$ -	\$ -
Crites, Amie N	53-05-31-301-141.000-004	1386	3	N	\$ -	\$ -	\$ -	\$ -	\$ -	\$ -	\$ -	\$ -	\$ -
King, Thomas F W/L/E Lammey, Leslie Jo & Delp, Roberta Lynn	53-05-31-301-145.000-004	1378	3	N	\$ -	\$ -	\$ 299.00	\$ 299.00	\$ -	\$ -	\$ -	\$ -	\$ (299.00)

City of Bloomington

Area #3: North Island Annexation Area - Circuit Breaker Impacts Analysis

Owner Name	Parcel #	Waiver	Annexation Area	AG	Pre-Annex 1% CB Credits	Pre-Annex 2% CB Credits	Pre-Annex 65 & Over CB Credits	Pre-Annex Total CB Credits	Post-Annex 1% CB Credits	Post-Annex 2% CB Credits	Post-Annex 65 & Over CB Credits	Post-Annex Total CB Credits	Total Post-Annex CB Credits Increase
King, Thomas F W/L/E Lammey, Leslie Jo & Delp, Roberta Lynn	53-05-31-301-146.000-004	1378	3	N	\$ -	\$ -	\$ -	\$ -	\$ -	\$ -	\$ -	\$ -	\$ -
Richards, Brian D	53-05-31-301-098.000-004	1380	3	N	\$ -	\$ -	\$ -	\$ -	\$ -	\$ -	\$ -	\$ -	\$ -
Goddin, Jeffrey K & Glenna M	53-05-31-301-118.000-004		3	N	\$ -	\$ -	\$ -	\$ -	\$ -	\$ -	\$ -	\$ -	\$ -
Perkins, Herbert L & Sandra K	53-05-31-301-063.000-004		3	N	\$ -	\$ -	\$ -	\$ -	\$ -	\$ -	\$ -	\$ -	\$ -
Andersen, Greg & Lori Revocable Trust	53-05-31-301-174.000-004		3	N	\$ -	\$ -	\$ -	\$ -	\$ -	\$ 249.39	\$ -	\$ 249.39	\$ 249.39
Brown, Christopher Adam	53-05-31-301-177.000-004		3	N	\$ -	\$ -	\$ -	\$ -	\$ -	\$ -	\$ -	\$ -	\$ -
Thrasher, Mark K	53-05-31-301-171.000-004		3	N	\$ -	\$ -	\$ -	\$ -	\$ -	\$ -	\$ -	\$ -	\$ -
Johnson, Marcia D Revocable Trust	53-05-31-301-162.000-004		3	N	\$ -	\$ -	\$ -	\$ -	\$ -	\$ -	\$ -	\$ -	\$ -
Gudeman, Mary Ann	53-05-31-301-110.000-004		3	N	\$ -	\$ -	\$ -	\$ -	\$ -	\$ -	\$ -	\$ -	\$ -
KNN Properties, LLC	53-05-31-301-051.000-004		3	N	\$ -	\$ -	\$ -	\$ -	\$ -	\$ -	\$ -	\$ -	\$ -
Ritter, Danny J	53-05-31-301-071.000-004		3	N	\$ -	\$ -	\$ -	\$ -	\$ -	\$ -	\$ -	\$ -	\$ -
Franklin, Anthony	53-05-31-301-039.000-004		3	N	\$ -	\$ -	\$ -	\$ -	\$ -	\$ -	\$ -	\$ -	\$ -
Westmoreland LLC	53-05-31-301-055.000-004		3	N	\$ -	\$ -	\$ -	\$ -	\$ -	\$ 363.02	\$ -	\$ 363.02	\$ 363.02
Roll, Douglas H	53-05-31-301-180.000-004	1365	3	N	\$ -	\$ -	\$ -	\$ -	\$ -	\$ -	\$ -	\$ -	\$ -
Chilton, Theron G	53-05-31-301-025.000-004		3	N	\$ -	\$ -	\$ -	\$ -	\$ -	\$ -	\$ -	\$ -	\$ -
Stewart, Darlene S F	53-05-31-301-035.000-004		3	N	\$ -	\$ -	\$ -	\$ -	\$ -	\$ 101.00	\$ -	\$ 101.00	\$ 101.00
Stewart, Darlene S F	53-05-31-301-093.000-004		3	N	\$ -	\$ -	\$ -	\$ -	\$ -	\$ -	\$ -	\$ -	\$ -
Jones, Jeffrey S	53-05-31-301-172.000-004		3	N	\$ -	\$ -	\$ -	\$ -	\$ -	\$ 271.33	\$ -	\$ 271.33	\$ 271.33
Sumner, Max R	53-05-31-301-076.000-004		3	N	\$ -	\$ -	\$ -	\$ -	\$ -	\$ -	\$ -	\$ -	\$ -
McCadden, Joseph T & Mollie R	53-05-31-301-103.000-004		3	N	\$ -	\$ -	\$ -	\$ -	\$ -	\$ -	\$ -	\$ -	\$ -
Curry, Lawrence W. & Wilma Jean	53-05-31-301-187.000-004		3	N	\$ -	\$ -	\$ -	\$ -	\$ -	\$ -	\$ -	\$ -	\$ -
Callanan, Patrick J & Sara Bloomer	53-05-31-301-129.000-004	1388	3	N	\$ -	\$ -	\$ -	\$ -	\$ -	\$ -	\$ -	\$ -	\$ -
Triple Crown Ventures LLC	53-05-31-301-117.000-004		3	N	\$ -	\$ -	\$ -	\$ -	\$ -	\$ -	\$ -	\$ -	\$ -
Slater, William H Jr & Sunny K	53-05-31-301-148.000-004		3	N	\$ -	\$ -	\$ -	\$ -	\$ -	\$ 190.89	\$ -	\$ 190.89	\$ 190.89
Sipes, Christopher	53-05-31-301-151.000-004		3	N	\$ -	\$ -	\$ -	\$ -	\$ -	\$ -	\$ -	\$ -	\$ -

City of Bloomington

Area #3: North Island Annexation Area - Circuit Breaker Impacts Analysis

Owner Name	Parcel #	Waiver	Annexation Area	AG	Pre-Annex 1% CB Credits	Pre-Annex 2% CB Credits	Pre-Annex 65 & Over CB Credits	Pre-Annex Total CB Credits	Post-Annex 1% CB Credits	Post-Annex 2% CB Credits	Post-Annex 65 & Over CB Credits	Post-Annex Total CB Credits	Total Post-Annex CB Credits Increase
Triple Crown Ventures LLC	53-05-31-301-032.000-004		3	N	\$ -	\$ -	\$ -	\$ -	\$ -	\$ 235.94	\$ -	\$ 235.94	\$ 235.94
Triple Crown Ventures LLC	53-05-31-301-121.000-004		3	N	\$ -	\$ -	\$ -	\$ -	\$ -	\$ -	\$ -	\$ -	\$ -
Toso, Justin T & Mcguire, Caitlin E	53-05-31-301-016.000-004		3	N	\$ -	\$ -	\$ -	\$ -	\$ -	\$ -	\$ -	\$ -	\$ -
Reynolds, Diana J; Howey, Patricia L	53-05-31-301-059.000-004		3	N	\$ -	\$ -	\$ -	\$ -	\$ -	\$ 185.03	\$ -	\$ 185.03	\$ 185.03
Hale, Rebecca A	53-05-31-301-137.000-004		3	N	\$ -	\$ -	\$ -	\$ -	\$ 21.68	\$ -	\$ -	\$ 21.68	\$ 21.68
Reynolds, Steve E Jr & Kim Stephens	53-05-31-301-018.000-004		3	N	\$ -	\$ -	\$ -	\$ -	\$ -	\$ -	\$ -	\$ -	\$ -
Whiteman, Terri L	53-05-31-301-043.000-004		3	N	\$ -	\$ -	\$ -	\$ -	\$ -	\$ 183.16	\$ -	\$ 183.16	\$ 183.16
Llewellyn, Steven M & Arlyn E	53-05-31-301-192.000-004	1374	3	N	\$ -	\$ -	\$ -	\$ -	\$ -	\$ -	\$ -	\$ -	\$ -
Fitzgearld, Lisa Anne & Patrick J	53-05-31-301-198.000-004		3	N	\$ -	\$ -	\$ -	\$ -	\$ 91.16	\$ -	\$ -	\$ 91.16	\$ 91.16
Hickman, Richard A.	53-05-31-301-157.000-004		3	N	\$ -	\$ -	\$ -	\$ -	\$ -	\$ -	\$ -	\$ -	\$ -
Hsieh, Ming-Feng; Lin, Mei-Hui	53-05-31-301-185.000-004		3	N	\$ -	\$ -	\$ -	\$ -	\$ -	\$ 350.81	\$ -	\$ 350.81	\$ 350.81
Turi, Jordan M & Turi, Jeremy L	53-05-31-301-150.000-004		3	N	\$ -	\$ -	\$ -	\$ -	\$ -	\$ -	\$ -	\$ -	\$ -
Padawan, Jacob Arthur	53-05-31-301-135.000-004		3	N	\$ -	\$ -	\$ -	\$ -	\$ -	\$ -	\$ -	\$ -	\$ -
Baumann, Carol & Terry; Baumann, Rebecca & Lisa Anne Delgado	53-05-31-301-078.000-004	2194	3	N	\$ -	\$ -	\$ -	\$ -	\$ -	\$ -	\$ -	\$ -	\$ -
Fromlak, Eve L	53-05-31-301-108.000-004		3	N	\$ -	\$ -	\$ -	\$ -	\$ 10.97	\$ -	\$ -	\$ 10.97	\$ 10.97
Fromlak, Eve L	53-05-31-301-083.000-004		3	N	\$ -	\$ -	\$ -	\$ -	\$ -	\$ -	\$ -	\$ -	\$ -
Goodbeer, Christopher M; Ellis, William	53-05-31-301-184.000-004		3	N	\$ -	\$ -	\$ -	\$ -	\$ -	\$ -	\$ -	\$ -	\$ -
Doolittle, Gardner	53-05-31-301-139.000-004		3	N	\$ -	\$ -	\$ -	\$ -	\$ -	\$ 225.18	\$ -	\$ 225.18	\$ 225.18
Stewart, Darlene F	53-05-31-301-045.000-004		3	N	\$ -	\$ -	\$ -	\$ -	\$ -	\$ 210.48	\$ -	\$ 210.48	\$ 210.48
Morrison, Edna	53-05-31-301-142.000-004		3	N	\$ -	\$ -	\$ -	\$ -	\$ -	\$ 189.99	\$ -	\$ 189.99	\$ 189.99
Tullar, John	53-05-31-301-158.000-004		3	N	\$ -	\$ -	\$ -	\$ -	\$ -	\$ -	\$ -	\$ -	\$ -
Houghtelin, John C	53-05-31-301-089.000-004		3	N	\$ -	\$ -	\$ -	\$ -	\$ -	\$ -	\$ -	\$ -	\$ -
Megnin, Donna & Milroy, Donna	53-05-31-301-153.000-004		3	N	\$ -	\$ -	\$ -	\$ -	\$ -	\$ -	\$ -	\$ -	\$ -
Goble Family Trust	53-05-31-301-199.000-004		3	N	\$ -	\$ -	\$ -	\$ -	\$ 15.92	\$ -	\$ -	\$ 15.92	\$ 15.92

City of Bloomington

Area #4: Central Island Annexation Area - Circuit Breaker Impacts Analysis

Owner Name	Parcel #	Waiver	Annexation Area	AG	Pre-Annex 1% CB Credits	Pre-Annex 2% CB Credits	Pre-Annex 65 & Over CB Credits	Pre-Annex Total CB Credits	Post-Annex 1% CB Credits	Post-Annex 2% CB Credits	Post-Annex 65 & Over CB Credits	Post-Annex Total CB Credits	Total Post-Annex CB Credits Increase
Pless, Beth E	53-08-06-102-007.000-008		4	N	\$ -	\$ -	\$ -	\$ -	\$ -	\$ -	\$ -	\$ -	\$ -
McAleer, Patrick K	53-08-06-100-011.000-008		4	N	\$ -	\$ -	\$ -	\$ -	\$ -	\$ -	\$ -	\$ -	\$ -
Haberman, David & Haberman-Ducey, Meagan	53-08-06-100-023.000-008		4	N	\$ -	\$ -	\$ -	\$ -	\$ -	\$ -	\$ -	\$ -	\$ -
Foster, James M & Marileigh H	53-08-06-100-096.000-008		4	N	\$ -	\$ -	\$ -	\$ -	\$ 12.72	\$ -	\$ -	\$ 12.72	\$ 12.72
May, Jessica Amber	53-08-06-102-028.000-008		4	N	\$ -	\$ -	\$ -	\$ -	\$ -	\$ -	\$ -	\$ -	\$ -
Brinegar, James I. & Barbara L	53-08-06-102-031.000-008		4	N	\$ -	\$ -	\$ 572.00	\$ 572.00	\$ -	\$ -	\$ 1,030.23	\$ 1,030.23	\$ 458.23
Davis, Jerry L	53-08-06-102-011.000-008		4	N	\$ -	\$ -	\$ -	\$ -	\$ -	\$ -	\$ -	\$ -	\$ -
Combs, James A.	53-08-06-102-010.000-008		4	N	\$ -	\$ -	\$ -	\$ -	\$ -	\$ -	\$ -	\$ -	\$ -
Koeppen, Julie L	53-08-06-100-037.000-008		4	N	\$ -	\$ -	\$ -	\$ -	\$ -	\$ 291.08	\$ -	\$ 291.08	\$ 291.08
Burket, Mark C & Deborah J	53-08-06-100-072.000-008	2488	4	N	\$ -	\$ -	\$ -	\$ -	\$ 295.08	\$ -	\$ -	\$ 295.08	\$ 295.08
LTB Properties LLC	53-08-06-100-043.000-008		4	N	\$ -	\$ -	\$ -	\$ -	\$ -	\$ 172.66	\$ -	\$ 172.66	\$ 172.66
LTB Properties LLC	53-08-06-100-079.000-008		4	N	\$ -	\$ -	\$ -	\$ -	\$ -	\$ -	\$ -	\$ -	\$ -
Saunders, Mark Vincent	53-08-06-100-024.000-008		4	N	\$ -	\$ -	\$ 571.00	\$ 571.00	\$ -	\$ -	\$ -	\$ -	\$ (571.00)
Brinegar, Erika Leigh	53-08-06-105-004.000-008		4	N	\$ -	\$ -	\$ -	\$ -	\$ -	\$ -	\$ -	\$ -	\$ -
Rahn, Patsy B	53-08-06-100-064.000-008		4	N	\$ -	\$ -	\$ -	\$ -	\$ -	\$ -	\$ -	\$ -	\$ -
Schweikhardt, Frank & Sarah	53-08-06-100-066.000-008		4	N	\$ -	\$ -	\$ -	\$ -	\$ -	\$ -	\$ -	\$ -	\$ -
Meyerhoffer, Erik J	53-08-06-100-061.000-008		4	N	\$ -	\$ -	\$ -	\$ -	\$ -	\$ -	\$ -	\$ -	\$ -
Rose, William S & Colleen M	53-08-06-100-097.000-008		4	N	\$ -	\$ -	\$ -	\$ -	\$ -	\$ -	\$ -	\$ -	\$ -
Morning, Jordan T & Makayla L	53-08-06-102-002.000-008		4	N	\$ -	\$ -	\$ -	\$ -	\$ -	\$ -	\$ -	\$ -	\$ -
Shine, Donald G & Virginia A	53-08-06-100-016.000-008		4	N	\$ -	\$ -	\$ -	\$ -	\$ -	\$ -	\$ -	\$ -	\$ -
Prewitt, Dwight & Esther E Joint Recovable Trust	53-08-06-102-004.000-008		4	N	\$ -	\$ -	\$ -	\$ -	\$ -	\$ 171.99	\$ -	\$ 171.99	\$ 171.99
Ryan, Robert L. & Betty	53-08-06-102-015.000-008		4	N	\$ -	\$ -	\$ -	\$ -	\$ -	\$ -	\$ -	\$ -	\$ -
Ryan, Robert L. & Betty L.	53-08-06-102-019.000-008		4	N	\$ -	\$ -	\$ -	\$ -	\$ -	\$ -	\$ -	\$ -	\$ -
Ryan, Robert Lewis & Betty Lou	53-08-06-102-013.000-008		4	N	\$ -	\$ -	\$ -	\$ -	\$ -	\$ -	\$ -	\$ -	\$ -
Koeppen, Julie L	53-08-06-102-014.000-008		4	N	\$ -	\$ -	\$ -	\$ -	\$ -	\$ 238.60	\$ -	\$ 238.60	\$ 238.60
Pilgrim Holiness Church, Trustees Of	53-08-06-102-017.000-008		4	N	\$ -	\$ -	\$ -	\$ -	\$ -	\$ 305.41	\$ -	\$ 305.41	\$ 305.41
Koeppen, Julie L	53-08-06-102-022.000-008		4	N	\$ -	\$ -	\$ -	\$ -	\$ -	\$ 40.05	\$ -	\$ 40.05	\$ 40.05
Scott, Gloria F	53-08-06-100-012.000-008		4	N	\$ -	\$ -	\$ 151.00	\$ 151.00	\$ -	\$ -	\$ 267.37	\$ 267.37	\$ 116.37
Koop, Eithel Delores	53-08-06-100-006.000-008		4	N	\$ -	\$ -	\$ -	\$ -	\$ -	\$ -	\$ -	\$ -	\$ -
Ayers, Roger L & Dorothy L Borders	53-08-06-100-067.000-008	1701	4	N	\$ -	\$ -	\$ -	\$ -	\$ -	\$ -	\$ -	\$ -	\$ -
Nahas, Adam M & Nahas, Roberta C	53-08-06-102-006.000-008		4	N	\$ -	\$ -	\$ -	\$ -	\$ -	\$ -	\$ -	\$ -	\$ -
Wagoner, Scott H & Hood-Wagoner, Deana L	53-08-06-100-098.000-008		4	N	\$ -	\$ -	\$ -	\$ -	\$ 327.16	\$ -	\$ -	\$ 327.16	\$ 327.16
Webb, Twylla	53-08-06-100-059.000-008		4	N	\$ -	\$ -	\$ -	\$ -	\$ -	\$ 313.21	\$ -	\$ 313.21	\$ 313.21
Bertin, Amber N	53-08-06-102-008.000-008		4	N	\$ -	\$ -	\$ -	\$ -	\$ -	\$ -	\$ -	\$ -	\$ -
Michael, Stephanie N	53-08-06-102-001.000-008		4	N	\$ -	\$ -	\$ -	\$ -	\$ -	\$ -	\$ -	\$ -	\$ -
Hazel, Lawrence J Jr & Hazel, Teresa	53-08-06-102-026.000-008		4	N	\$ -	\$ -	\$ -	\$ -	\$ -	\$ -	\$ -	\$ -	\$ -
Leach, Steven F	53-08-06-102-016.000-008		4	N	\$ -	\$ -	\$ -	\$ -	\$ -	\$ 137.85	\$ -	\$ 137.85	\$ 137.85
Peay, Lisa A	53-08-06-102-021.000-008		4	N	\$ -	\$ -	\$ -	\$ -	\$ -	\$ -	\$ -	\$ -	\$ -
Wright, Robert James Living Trust (50% interest); Wright, Pamela Jean Living Tru	53-08-06-104-124.000-008		4	N	\$ -	\$ -	\$ -	\$ -	\$ -	\$ 198.76	\$ -	\$ 198.76	\$ 198.76
Cowden, Donald L Revocable Trust	53-08-06-104-051.000-008		4	N	\$ -	\$ -	\$ -	\$ -	\$ -	\$ -	\$ -	\$ -	\$ -

City of Bloomington

Area #4: Central Island Annexation Area - Circuit Breaker Impacts Analysis

Owner Name	Parcel #	Waiver	Annexation Area	AG	Pre-Annex 1% CB Credits	Pre-Annex 2% CB Credits	Pre-Annex 65 & Over CB Credits	Pre-Annex Total CB Credits	Post-Annex 1% CB Credits	Post-Annex 2% CB Credits	Post-Annex 65 & Over CB Credits	Post-Annex Total CB Credits	Total Post-Annex CB Credits Increase
Nelson, Japeth & Ashlee (1/2 interest); Eller, Ronald L (1/2 interest)	53-08-06-104-048.000-008	2123	4	N	\$ -	\$ -	\$ -	\$ -	\$ -	\$ -	\$ -	\$ -	\$ -
Beauchamp, Erica	53-08-06-104-096.000-008		4	N	\$ -	\$ -	\$ -	\$ -	\$ -	\$ -	\$ -	\$ -	\$ -
Enyiaku, Stephen I	53-08-06-104-119.000-008		4	N	\$ -	\$ -	\$ -	\$ -	\$ -	\$ -	\$ 537.55	\$ 537.55	\$ 537.55
Oliphant, Erika L	53-08-06-104-092.000-008		4	N	\$ -	\$ -	\$ -	\$ -	\$ -	\$ -	\$ -	\$ -	\$ -
Pennington, Stephen Lynn & Judith A	53-08-06-104-097.000-008		4	N	\$ -	\$ -	\$ -	\$ -	\$ -	\$ -	\$ -	\$ -	\$ -
Kajii, George & Yoneko	53-08-06-104-049.000-008		4	N	\$ -	\$ -	\$ -	\$ -	\$ -	\$ 288.13	\$ -	\$ 288.13	\$ 288.13
Cowden, Donald L Revocable Trust	53-08-06-104-050.000-008		4	N	\$ -	\$ -	\$ -	\$ -	\$ -	\$ -	\$ -	\$ -	\$ -
Cloud, Jacqueline K	53-08-06-104-052.000-008	2374	4	N	\$ -	\$ -	\$ -	\$ -	\$ -	\$ -	\$ -	\$ -	\$ -
Felling, Camilla E	53-08-06-104-123.000-008	2395	4	N	\$ -	\$ -	\$ -	\$ -	\$ -	\$ -	\$ -	\$ -	\$ -
Hanna, Donald E Family Trust & Hanna, Virginia Carol Rev Liv Trust	53-08-06-104-100.000-008		4	N	\$ -	\$ -	\$ -	\$ -	\$ -	\$ -	\$ -	\$ -	\$ -
Terry, Bethany G	53-08-06-104-099.000-008	2092	4	N	\$ -	\$ -	\$ -	\$ -	\$ -	\$ -	\$ -	\$ -	\$ -
Erickson, John A	53-08-06-104-054.000-008	2445	4	N	\$ -	\$ -	\$ -	\$ -	\$ 30.52	\$ -	\$ -	\$ 30.52	\$ 30.52
Wallen, James; Defever, Elke	53-08-06-104-059.000-008	1497	4	N	\$ -	\$ -	\$ -	\$ -	\$ 46.24	\$ -	\$ -	\$ 46.24	\$ 46.24
Hodges, Regina R	53-08-06-104-098.000-008		4	N	\$ -	\$ -	\$ -	\$ -	\$ -	\$ -	\$ -	\$ -	\$ -
Post, Paul R & Kristy W	53-08-06-104-094.000-008	2395	4	N	\$ -	\$ -	\$ -	\$ -	\$ -	\$ -	\$ -	\$ -	\$ -
Warren, Sandra Lee	53-08-06-104-053.000-008		4	N	\$ -	\$ -	\$ -	\$ -	\$ -	\$ -	\$ -	\$ -	\$ -
Reyes, Raymond & Rosanna Amantia	53-08-06-104-058.000-008		4	N	\$ -	\$ -	\$ -	\$ -	\$ -	\$ -	\$ -	\$ -	\$ -
Brinson, Alexis	53-08-06-104-057.000-008	1421	4	N	\$ -	\$ -	\$ -	\$ -	\$ -	\$ -	\$ -	\$ -	\$ -
Brackney, Susan M	53-08-06-102-023.000-008		4	N	\$ -	\$ -	\$ -	\$ -	\$ -	\$ -	\$ -	\$ -	\$ -
Elaine, Joy	53-08-06-104-093.000-008	2105	4	N	\$ -	\$ -	\$ -	\$ -	\$ -	\$ -	\$ -	\$ -	\$ -
Ruiz, Leslie C & Francisco D Lemus	53-08-06-104-122.000-008		4	N	\$ -	\$ -	\$ -	\$ -	\$ -	\$ -	\$ -	\$ -	\$ -
Sowder, Rhoten K.	53-08-06-100-071.000-008		4	N	\$ -	\$ -	\$ -	\$ -	\$ -	\$ 246.39	\$ -	\$ 246.39	\$ 246.39
Shady Acres Dev Corp	53-08-06-100-068.000-008		4	N	\$ -	\$ -	\$ -	\$ -	\$ -	\$ 2,660.20	\$ -	\$ 2,660.20	\$ 2,660.20
Small, Donald E & Anita D	53-08-06-102-032.000-008		4	N	\$ -	\$ -	\$ -	\$ -	\$ -	\$ -	\$ -	\$ -	\$ -
Ladd, Norman A, Pamela J & Ladd, Simon N	53-08-06-105-001.000-008		4	N	\$ -	\$ -	\$ -	\$ -	\$ -	\$ 209.51	\$ -	\$ 209.51	\$ 209.51
Ettinger, Miranda R	53-08-06-100-019.000-008		4	N	\$ -	\$ -	\$ -	\$ -	\$ -	\$ -	\$ -	\$ -	\$ -
Bryan Rental Inc	53-08-06-100-027.000-008	1632	4	N	\$ -	\$ -	\$ -	\$ -	\$ -	\$ -	\$ -	\$ -	\$ -
Doc-Premier Landmark MOBs LLC	53-08-06-100-027.001-008	1632	4	N	\$ -	\$ -	\$ -	\$ -	\$ -	\$ -	\$ -	\$ -	\$ -
Cook, Andrew D & Daniela P	53-08-06-100-010.000-008		4	N	\$ -	\$ -	\$ -	\$ -	\$ -	\$ -	\$ -	\$ -	\$ -
Moffet Properties LLC	53-08-06-100-034.000-008		4	N	\$ -	\$ -	\$ -	\$ -	\$ -	\$ 728.01	\$ -	\$ 728.01	\$ 728.01
Leach, Steven F	53-08-06-102-009.000-008		4	N	\$ -	\$ -	\$ -	\$ -	\$ -	\$ -	\$ -	\$ -	\$ -
Walker, Nina Irene & David R	53-08-06-100-026.000-008		4	N	\$ -	\$ -	\$ -	\$ -	\$ -	\$ -	\$ -	\$ -	\$ -
Shuffitt, Arvine W & Patricia	53-08-06-100-040.000-008		4	N	\$ -	\$ -	\$ -	\$ -	\$ 381.19	\$ -	\$ -	\$ 381.19	\$ 381.19
Rimrock Storage Bloomington LLC	53-08-06-100-089.000-008		4	N	\$ -	\$ -	\$ -	\$ -	\$ -	\$ -	\$ -	\$ -	\$ -
Geyer, Zachary E	53-08-06-100-074.000-008		4	N	\$ -	\$ -	\$ -	\$ -	\$ -	\$ -	\$ -	\$ -	\$ -
Ryan, Robert Louis & Betty Lou	53-08-06-100-069.000-008		4	N	\$ -	\$ -	\$ 734.00	\$ 734.00	\$ -	\$ -	\$ -	\$ -	\$ (734.00)
Rose, William S & Colleen M	53-08-06-106-002.000-008		4	N	\$ -	\$ -	\$ -	\$ -	\$ -	\$ -	\$ -	\$ -	\$ -
Wamathai, William & Hilary Kanyi	53-08-06-106-001.000-008	1634	4	N	\$ -	\$ -	\$ -	\$ -	\$ -	\$ -	\$ -	\$ -	\$ -
Rubeck, Kurt	53-08-06-106-003.000-008		4	N	\$ -	\$ -	\$ -	\$ -	\$ -	\$ 232.90	\$ -	\$ 232.90	\$ 232.90
Kline, Dorothy & Keith	53-08-06-107-003.000-008		4	N	\$ -	\$ -	\$ -	\$ -	\$ -	\$ -	\$ -	\$ -	\$ -
Goehl, Spencer; Williams, Heather	53-08-06-107-001.000-008		4	N	\$ -	\$ -	\$ -	\$ -	\$ -	\$ -	\$ -	\$ -	\$ -
Burnham, John Thomas	53-08-06-100-007.000-008		4	N	\$ -	\$ -	\$ -	\$ -	\$ -	\$ -	\$ -	\$ -	\$ -
Shine, Donald G & Virginia A	53-08-06-100-002.000-008	2335	4	N	\$ -	\$ -	\$ -	\$ -	\$ -	\$ 287.92	\$ -	\$ 287.92	\$ 287.92
Deischer, William Patton	53-08-06-100-005.000-008		4	N	\$ -	\$ -	\$ -	\$ -	\$ 85.57	\$ -	\$ -	\$ 85.57	\$ 85.57

City of Bloomington

Area #4: Central Island Annexation Area - Circuit Breaker Impacts Analysis



Owner Name	Parcel #	Waiver	Annexation Area	AG	Pre-Annex 1% CB Credits	Pre-Annex 2% CB Credits	Pre-Annex 65 & Over CB Credits	Pre-Annex Total CB Credits	Post-Annex 1% CB Credits	Post-Annex 2% CB Credits	Post-Annex 65 & Over CB Credits	Post-Annex Total CB Credits	Total Post-Annex CB Credits Increase
C & S Inc	53-08-06-104-117.000-008		4	N	\$ -	\$ -	\$ -	\$ -	\$ -	\$ -	\$ -	\$ -	\$ -
Rimrock Storage Bloomington LLC	53-08-06-100-080.000-008		4	N	\$ -	\$ -	\$ -	\$ -	\$ -	\$ -	\$ -	\$ -	\$ -
Sipes, Anthony D	53-08-06-100-031.000-008	2277	4	N	\$ -	\$ -	\$ -	\$ -	\$ -	\$ -	\$ -	\$ -	\$ -
Brinegar, Ronald E. & Deloris A.	53-08-06-102-003.000-008	2465	4	N	\$ -	\$ -	\$ -	\$ -	\$ -	\$ 201.29	\$ -	\$ 201.29	\$ 201.29
Shine, Donald G & Virginia A	53-08-06-100-046.000-008	2337	4	N	\$ -	\$ -	\$ -	\$ -	\$ -	\$ 252.30	\$ -	\$ 252.30	\$ 252.30
Patton, Michael D. Sr.	53-08-06-100-073.000-008		4	N	\$ -	\$ -	\$ -	\$ -	\$ 53.69	\$ -	\$ -	\$ 53.69	\$ 53.69
Leseure, James C	53-08-06-102-018.000-008		4	N	\$ -	\$ -	\$ -	\$ -	\$ -	\$ -	\$ -	\$ -	\$ -
Young, David E Trust	53-08-06-100-001.000-008		4	N	\$ -	\$ -	\$ -	\$ -	\$ -	\$ 213.93	\$ -	\$ 213.93	\$ 213.93
Howard, Rhiannon E & Preston A	53-08-06-102-027.000-008		4	N	\$ -	\$ -	\$ -	\$ -	\$ -	\$ -	\$ -	\$ -	\$ -
C & S Inc	53-08-06-104-055.000-008	1856	4	N	\$ -	\$ -	\$ -	\$ -	\$ -	\$ -	\$ -	\$ -	\$ -
Young, David E Trust	53-08-06-100-003.000-008		4	N	\$ -	\$ -	\$ -	\$ -	\$ -	\$ 679.74	\$ -	\$ 679.74	\$ 679.74
Davis, Jerry Lee & Brenda	53-08-06-102-030.000-008		4	N	\$ -	\$ -	\$ 365.00	\$ 365.00	\$ -	\$ -	\$ 647.56	\$ 647.56	\$ 282.56
Padgett, Emilie	53-08-06-100-063.000-008		4	N	\$ -	\$ -	\$ -	\$ -	\$ 22.24	\$ -	\$ -	\$ 22.24	\$ 22.24
CJ Satellite LLC	53-08-06-100-017.000-008		4	N	\$ -	\$ -	\$ -	\$ -	\$ -	\$ 329.86	\$ -	\$ 329.86	\$ 329.86
Lewis, Gerald	53-08-06-100-086.000-008		4	N	\$ -	\$ -	\$ -	\$ -	\$ -	\$ -	\$ -	\$ -	\$ -
Norton, Janell E	53-08-06-102-029.000-008		4	N	\$ -	\$ -	\$ -	\$ -	\$ -	\$ -	\$ 490.47	\$ 490.47	\$ 490.47
Spicer Rentals LLC	53-08-06-102-005.000-008		4	N	\$ -	\$ -	\$ -	\$ -	\$ -	\$ 196.23	\$ -	\$ 196.23	\$ 196.23
Brinegar, Ronald E & Deloris A	53-08-06-105-005.000-008		4	N	\$ -	\$ -	\$ -	\$ -	\$ -	\$ -	\$ -	\$ -	\$ -
Taylor, Anthony I.	53-08-06-100-015.000-008		4	N	\$ -	\$ -	\$ -	\$ -	\$ -	\$ -	\$ -	\$ -	\$ -

City of Bloomington

Area #5: South Island Annexation Area - Circuit Breaker Impacts Analysis

Owner Name	Parcel #	Waiver	Annexation Area	AG	Pre-Annex 1% CB Credits	Pre-Annex 2% CB Credits	Pre-Annex 65 & Over CB Credits	Pre-Annex Total CB Credits	Post-Annex 1% CB Credits	Post-Annex 2% CB Credits	Post-Annex 65 & Over CB Credits	Post-Annex Total CB Credits	Total Post-Annex CB Credits Increase
Bland, Gary & Janice	53-08-06-104-028.000-008	1664	5	N	\$ -	\$ -	\$ -	\$ -	\$ -	\$ 180.42	\$ -	\$ 180.42	\$ 180.42
Hunter Bloomington Properties LLC	53-08-06-104-006.000-008		5	N	\$ -	\$ -	\$ -	\$ -	\$ -	\$ 382.76	\$ -	\$ 382.76	\$ 382.76
Hunter Bloomington Properties LLC	53-08-06-104-074.000-008		5	N	\$ -	\$ -	\$ -	\$ -	\$ -	\$ -	\$ -	\$ -	\$ -
Rogers, J. Aaron	53-08-06-104-031.000-008	2198	5	N	\$ -	\$ -	\$ -	\$ -	\$ -	\$ -	\$ -	\$ -	\$ -
Byers, Susan M	53-08-07-200-008.000-008		5	N	\$ -	\$ -	\$ -	\$ -	\$ -	\$ -	\$ -	\$ -	\$ -
Furnish, Mark A & Jiayin	53-08-07-200-027.000-008		5	N	\$ -	\$ -	\$ -	\$ -	\$ 122.01	\$ -	\$ -	\$ 122.01	\$ 122.01
Woods, James O & Christine M	53-08-06-104-030.000-008	2289	5	N	\$ -	\$ -	\$ -	\$ -	\$ 323.65	\$ -	\$ -	\$ 323.65	\$ 323.65
Clark, Adam W & Amber D	53-08-06-104-073.000-008		5	N	\$ -	\$ -	\$ -	\$ -	\$ -	\$ -	\$ -	\$ -	\$ -
Scott, Rebecca J	53-08-05-300-020.000-008		5	N	\$ -	\$ -	\$ -	\$ -	\$ -	\$ 335.55	\$ -	\$ 335.55	\$ 335.55
Brand, Becky Jean	53-08-07-200-028.000-008		5	N	\$ -	\$ -	\$ -	\$ -	\$ -	\$ -	\$ -	\$ -	\$ -
Lewis, Shawn R	53-08-07-200-021.000-008	1657	5	N	\$ -	\$ -	\$ -	\$ -	\$ -	\$ -	\$ -	\$ -	\$ -
McQueen, Eric G & Julie A	53-08-07-200-054.000-008		5	N	\$ -	\$ -	\$ -	\$ -	\$ -	\$ -	\$ -	\$ -	\$ -
Sowder, Rhoten	53-08-06-300-009.000-008		5	N	\$ -	\$ -	\$ -	\$ -	\$ -	\$ 317.00	\$ -	\$ 317.00	\$ 317.00
Sowder, Rhoten	53-08-07-200-047.000-008		5	N	\$ -	\$ -	\$ -	\$ -	\$ -	\$ -	\$ -	\$ -	\$ -
Raney, Cheryl Lynn	53-08-06-300-012.000-008	2326	5	N	\$ -	\$ -	\$ -	\$ -	\$ -	\$ -	\$ -	\$ -	\$ -
Wr, Rentals	53-08-06-404-004.000-008		5	N	\$ -	\$ -	\$ -	\$ -	\$ -	\$ -	\$ -	\$ -	\$ -
Pelican Property Services LLC	53-08-06-404-003.000-008		5	N	\$ -	\$ -	\$ -	\$ -	\$ -	\$ 173.68	\$ -	\$ 173.68	\$ 173.68
Snyder, Jill	53-08-06-404-002.000-008	2516	5	N	\$ -	\$ -	\$ -	\$ -	\$ -	\$ 150.70	\$ -	\$ 150.70	\$ 150.70
Scott, Rebecca J	53-08-05-300-007.000-008		5	N	\$ -	\$ -	\$ -	\$ -	\$ 137.34	\$ -	\$ -	\$ 137.34	\$ 137.34
Royer, Robert E & Suzanne R	53-08-06-300-008.000-008		5	N	\$ -	\$ -	\$ -	\$ -	\$ 49.97	\$ -	\$ -	\$ 49.97	\$ 49.97
Smith, D W Family Trust	53-08-06-300-002.000-008	1106	5	N	\$ -	\$ -	\$ -	\$ -	\$ -	\$ -	\$ -	\$ -	\$ -
Bullard, Emma E	53-08-06-404-005.000-008		5	N	\$ -	\$ -	\$ -	\$ -	\$ -	\$ -	\$ 285.30	\$ 285.30	\$ 285.30
Royer, Robert E	53-08-06-300-010.000-008	2494	5	N	\$ -	\$ -	\$ -	\$ -	\$ -	\$ 181.05	\$ -	\$ 181.05	\$ 181.05
Royer, Chas. O.	53-08-06-300-003.000-008		5	N	\$ -	\$ -	\$ -	\$ -	\$ -	\$ -	\$ -	\$ -	\$ -
City of Bloomington Board of Public Works	53-08-06-300-019.000-008		5	N	\$ -	\$ -	\$ -	\$ -	\$ -	\$ -	\$ -	\$ -	\$ -
Woodard, Grant L; Freygang, Thea I	53-08-07-200-007.000-008		5	N	\$ -	\$ -	\$ -	\$ -	\$ 388.24	\$ -	\$ -	\$ 388.24	\$ 388.24
Gunnels, Samuel; Bradburn, Sarah	53-08-07-200-032.000-008		5	N	\$ -	\$ -	\$ -	\$ -	\$ -	\$ -	\$ -	\$ -	\$ -
Ausbrook, Michael K & Paluszkiwicz, Ewa M	53-08-07-200-011.000-008		5	N	\$ -	\$ -	\$ -	\$ -	\$ -	\$ 298.67	\$ -	\$ 298.67	\$ 298.67
Kannady, Jack H & Twila A	53-08-07-200-004.000-008		5	N	\$ -	\$ -	\$ -	\$ -	\$ -	\$ -	\$ -	\$ -	\$ -
Goodall, Bradley James & Jill	53-08-06-104-026.000-008	2281	5	N	\$ -	\$ -	\$ -	\$ -	\$ 21.40	\$ -	\$ -	\$ 21.40	\$ 21.40
McMillian, Jeffrey D & Deb	53-08-06-104-115.000-008		5	N	\$ -	\$ -	\$ -	\$ -	\$ -	\$ 148.63	\$ -	\$ 148.63	\$ 148.63
Hunter Bloomington Properties LLC	53-08-05-300-032.000-008	2067	5	N	\$ -	\$ -	\$ -	\$ -	\$ -	\$ 20,430.66	\$ -	\$ 20,430.66	\$ 20,430.66
Hunter Bloomington Properties LLC	53-08-05-300-030.000-008	2067	5	N	\$ -	\$ -	\$ -	\$ -	\$ -	\$ -	\$ -	\$ -	\$ -
Board Of Commissioners Monroe County, The	53-08-06-104-126.000-008		5	N	\$ -	\$ -	\$ -	\$ -	\$ -	\$ -	\$ -	\$ -	\$ -
State Of Indiana Dept Of National Resources	53-08-07-200-045.000-009		5	N	\$ -	\$ -	\$ -	\$ -	\$ -	\$ -	\$ -	\$ -	\$ -
Scott, Rebecca J	53-08-06-104-004.000-008		5	N	\$ -	\$ -	\$ -	\$ -	\$ -	\$ 320.16	\$ -	\$ 320.16	\$ 320.16
Hunter Bloomington Properties LLC	53-08-06-104-075.000-008		5	N	\$ -	\$ -	\$ -	\$ -	\$ -	\$ 256.30	\$ -	\$ 256.30	\$ 256.30
Lee, David M & Kelly S	53-08-06-104-077.000-008		5	N	\$ -	\$ -	\$ -	\$ -	\$ -	\$ -	\$ -	\$ -	\$ -
Legacy Real Estate Group LLC	53-08-06-104-068.000-008		5	N	\$ -	\$ -	\$ -	\$ -	\$ -	\$ 235.86	\$ -	\$ 235.86	\$ 235.86
Ward, Michael Blake & Karen Susanne	53-08-07-200-013.000-008		5	N	\$ -	\$ -	\$ -	\$ -	\$ 834.15	\$ -	\$ -	\$ 834.15	\$ 834.15

City of Bloomington

Area #5: South Island Annexation Area - Circuit Breaker Impacts Analysis

Owner Name	Parcel #	Waiver	Annexation Area	AG	Pre-Annex 1% CB Credits	Pre-Annex 2% CB Credits	Pre-Annex 65 & Over CB Credits	Pre-Annex Total CB Credits	Post-Annex 1% CB Credits	Post-Annex 2% CB Credits	Post-Annex 65 & Over CB Credits	Post-Annex Total CB Credits	Total Post-Annex CB Credits Increase
Parks, Brenda	53-08-07-200-043.000-008		5	N	\$ -	\$ -	\$ -	\$ -	\$ -	\$ -	\$ -	\$ -	\$ -
Board Of Commissioners Monroe County, The	53-08-06-104-114.000-008		5	N	\$ -	\$ -	\$ -	\$ -	\$ -	\$ -	\$ -	\$ -	\$ -
Justice, Noel D	53-08-07-200-044.000-008		5	N	\$ -	\$ -	\$ -	\$ -	\$ 113.74	\$ -	\$ -	\$ 113.74	\$ 113.74
He, Yuan	53-08-07-200-018.000-008		5	N	\$ -	\$ -	\$ -	\$ -	\$ -	\$ 382.34	\$ -	\$ 382.34	\$ 382.34
Lawson, Floyd K & Rose	53-08-07-200-053.000-008	2119	5	N	\$ -	\$ -	\$ -	\$ -	\$ 244.16	\$ -	\$ -	\$ 244.16	\$ 244.16
McMillian, Jeffrey D & Deborah A	53-08-06-104-047.000-008		5	N	\$ -	\$ -	\$ -	\$ -	\$ 99.24	\$ -	\$ -	\$ 99.24	\$ 99.24
Hunter Bloomington Properties LLC	53-08-05-300-017.001-008	2120	5	N	\$ -	\$ -	\$ -	\$ -	\$ -	\$ 24,119.40	\$ -	\$ 24,119.40	\$ 24,119.40
Hunter Bloomington Properties LLC	53-08-05-300-017.002-008	2120	5	N	\$ -	\$ -	\$ -	\$ -	\$ -	\$ -	\$ -	\$ -	\$ -
Hunter Bloomington Properties LLC	53-01-43-291-110.000-008	1655	5	N	\$ -	\$ -	\$ -	\$ -	\$ -	\$ 25,434.20	\$ -	\$ 25,434.20	\$ 25,434.20
H & L Spine LLC & Ramble on Properties LLC	53-01-43-291-120.000-008	1655	5	N	\$ -	\$ -	\$ -	\$ -	\$ -	\$ -	\$ -	\$ -	\$ -
H & L Spine LLC	53-08-07-101-006.021-008	1655	5	N	\$ -	\$ -	\$ -	\$ -	\$ -	\$ -	\$ -	\$ -	\$ -
Ramble on Properties LLC	53-08-07-101-006.022-008	1655	5	N	\$ -	\$ -	\$ -	\$ -	\$ -	\$ -	\$ -	\$ -	\$ -
Joe Kemp Construction LLC	53-08-07-101-001.000-008		5	N	\$ -	\$ -	\$ -	\$ -	\$ -	\$ -	\$ -	\$ -	\$ -
Joe Kemp Construction LLC	53-01-43-291-140.000-008		5	N	\$ -	\$ -	\$ -	\$ -	\$ -	\$ -	\$ -	\$ -	\$ -
Hunter Bloomington Properties LLC	53-08-07-101-005.000-008	1655	5	N	\$ -	\$ -	\$ -	\$ -	\$ -	\$ 9,586.17	\$ -	\$ 9,586.17	\$ 9,586.17
Wright, Anthony & Candice	53-08-07-200-056.000-008		5	N	\$ -	\$ -	\$ -	\$ -	\$ -	\$ -	\$ -	\$ -	\$ -
Gee, Ernest C. & Carolyn S.	53-08-06-104-043.000-008	2285	5	N	\$ -	\$ -	\$ -	\$ -	\$ -	\$ -	\$ -	\$ -	\$ -
Clendening, Michael Scott & Lori Ann	53-08-06-104-044.000-008	2353	5	N	\$ -	\$ -	\$ -	\$ -	\$ -	\$ -	\$ -	\$ -	\$ -
Morrow, Sheila D	53-08-06-104-079.000-008		5	N	\$ -	\$ -	\$ -	\$ -	\$ 658.19	\$ -	\$ -	\$ 658.19	\$ 658.19
Patterson, Doris G & Chambers, John R	53-08-06-104-002.000-008		5	N	\$ -	\$ -	\$ -	\$ -	\$ -	\$ 199.81	\$ -	\$ 199.81	\$ 199.81
Patterson, Doris G & Chambers, John Robert	53-08-06-104-044.005-008		5	N	\$ -	\$ -	\$ -	\$ -	\$ -	\$ 253.14	\$ -	\$ 253.14	\$ 253.14
Reynolds, Diana J McGuire; Howey, Patricia L	53-08-06-104-064.000-008		5	N	\$ -	\$ -	\$ -	\$ -	\$ -	\$ 473.61	\$ -	\$ 473.61	\$ 473.61
Hunter Bloomington Properties LLC	53-08-06-104-010.000-008	2026	5	N	\$ -	\$ -	\$ -	\$ -	\$ -	\$ 2,971.48	\$ -	\$ 2,971.48	\$ 2,971.48
Hunter Bloomington Properties LLC	53-08-06-104-104.000-008	2026	5	N	\$ -	\$ -	\$ -	\$ -	\$ -	\$ 2,964.10	\$ -	\$ 2,964.10	\$ 2,964.10
Reinhold, Manjula	53-08-06-104-020.000-008		5	N	\$ -	\$ -	\$ -	\$ -	\$ -	\$ 256.93	\$ -	\$ 256.93	\$ 256.93
Reinhold, Manjula	53-08-06-104-080.000-008		5	N	\$ -	\$ -	\$ -	\$ -	\$ -	\$ -	\$ -	\$ -	\$ -
Knoble, Rachel M	53-08-07-200-015.000-008		5	N	\$ -	\$ -	\$ -	\$ -	\$ -	\$ -	\$ -	\$ -	\$ -
Horton, Chester Dale & Loretta	53-08-07-200-006.000-008		5	N	\$ -	\$ -	\$ -	\$ -	\$ -	\$ 145.22	\$ -	\$ 145.22	\$ 145.22
Woodard, Grant L; Freygang, Thea I	53-08-07-200-002.000-008		5	N	\$ -	\$ -	\$ -	\$ -	\$ -	\$ -	\$ -	\$ -	\$ -
Wright, Hubert R & Mary C	53-08-07-200-041.000-008		5	N	\$ -	\$ -	\$ -	\$ -	\$ -	\$ -	\$ -	\$ -	\$ -
Staton, Caleb Michael	53-08-07-200-016.000-008		5	N	\$ -	\$ -	\$ -	\$ -	\$ 50.79	\$ -	\$ -	\$ 50.79	\$ 50.79
Snyder, Jill	53-08-06-404-001.000-008		5	N	\$ -	\$ -	\$ -	\$ -	\$ -	\$ 147.33	\$ -	\$ 147.33	\$ 147.33
Sowder, Rhoten	53-08-06-300-005.000-008		5	N	\$ -	\$ -	\$ -	\$ -	\$ -	\$ 825.18	\$ -	\$ 825.18	\$ 825.18
Kennedy, David B & April J	53-08-07-200-024.000-008	1019	5	N	\$ -	\$ -	\$ -	\$ -	\$ -	\$ -	\$ -	\$ -	\$ -
Wu, Theodore Ta Jen & Amy Frisa	53-08-06-104-021.000-008	2288	5	N	\$ -	\$ -	\$ -	\$ -	\$ 20.58	\$ -	\$ -	\$ 20.58	\$ 20.58
Parks, William E	53-08-06-104-110.000-008		5	N	\$ -	\$ -	\$ -	\$ -	\$ -	\$ -	\$ -	\$ -	\$ -
Parks, William E	53-08-06-104-109.000-008		5	N	\$ -	\$ -	\$ -	\$ -	\$ -	\$ -	\$ -	\$ -	\$ -
Lamb, Joseph J.	53-08-06-104-101.000-008		5	N	\$ -	\$ -	\$ -	\$ -	\$ -	\$ -	\$ -	\$ -	\$ -

City of Bloomington

Area #5: South Island Annexation Area - Circuit Breaker Impacts Analysis

Owner Name	Parcel #	Waiver	Annexation Area	AG	Pre-Annex 1% CB Credits	Pre-Annex 2% CB Credits	Pre-Annex 65 & Over CB Credits	Pre-Annex Total CB Credits	Post-Annex 1% CB Credits	Post-Annex 2% CB Credits	Post-Annex 65 & Over CB Credits	Post-Annex Total CB Credits	Total Post-Annex CB Credits Increase
Hunter Bloomington Properties LLC	53-08-06-104-035.000-008		5	N	\$ -	\$ -	\$ -	\$ -	\$ -	\$ -	\$ -	\$ -	\$ -
Freeman, Durward & Janice	53-08-06-104-107.000-008	2283	5	N	\$ -	\$ -	\$ -	\$ -	\$ -	\$ 90.42	\$ -	\$ 90.42	\$ 90.42
Scott, Robert & Tina	53-08-06-104-014.000-008	2308	5	N	\$ -	\$ -	\$ -	\$ -	\$ -	\$ -	\$ -	\$ -	\$ -
Lambe, Alan J & Kelly L	53-08-06-104-003.000-008	2310	5	N	\$ -	\$ -	\$ -	\$ -	\$ 311.22	\$ -	\$ -	\$ 311.22	\$ 311.22
McMillian, Jeffrey D & Deborah A	53-08-06-104-042.000-008		5	N	\$ -	\$ -	\$ -	\$ -	\$ -	\$ -	\$ -	\$ -	\$ -
Bettler, Manjula	53-08-06-104-045.000-008	1371	5	N	\$ -	\$ -	\$ -	\$ -	\$ -	\$ 284.75	\$ -	\$ 284.75	\$ 284.75
Hunter Bloomington Properties LLC	53-08-06-104-040.000-008		5	N	\$ -	\$ -	\$ -	\$ -	\$ -	\$ 17,670.16	\$ -	\$ 17,670.16	\$ 17,670.16
Hunter Bloomington Properties LLC	53-08-06-104-029.000-008		5	N	\$ -	\$ -	\$ -	\$ -	\$ -	\$ -	\$ -	\$ -	\$ -
Legacy Real Estate Group LLC	53-08-06-104-070.000-008		5	N	\$ -	\$ -	\$ -	\$ -	\$ -	\$ 460.33	\$ -	\$ 460.33	\$ 460.33
Curts, Natalie J	53-08-06-104-022.000-008		5	N	\$ -	\$ -	\$ -	\$ -	\$ -	\$ -	\$ -	\$ -	\$ -
Curts, Natalie J	53-08-06-104-016.000-008	2350	5	N	\$ -	\$ -	\$ -	\$ -	\$ 352.46	\$ -	\$ -	\$ 352.46	\$ 352.46
Smith, D W Family Trust	53-08-07-200-019.000-008	1106	5	N	\$ -	\$ -	\$ -	\$ -	\$ -	\$ -	\$ -	\$ -	\$ -
Muncie Associates LLC	53-08-06-104-069.000-008		5	N	\$ -	\$ -	\$ -	\$ -	\$ -	\$ -	\$ -	\$ -	\$ -
Anderson, Kelly J	53-08-06-104-067.000-008	2307	5	N	\$ -	\$ -	\$ -	\$ -	\$ -	\$ -	\$ -	\$ -	\$ -
Teasley, Loyde W Jr & Schmidt, Amanda	53-08-06-104-011.000-008		5	N	\$ -	\$ -	\$ -	\$ -	\$ -	\$ -	\$ -	\$ -	\$ -
Williams, Maria D Carrasco	53-08-06-104-103.000-008	1609	5	N	\$ -	\$ -	\$ -	\$ -	\$ 152.65	\$ -	\$ -	\$ 152.65	\$ 152.65
Stancombe, Lisa C.	53-08-06-104-102.000-008		5	N	\$ -	\$ -	\$ -	\$ -	\$ -	\$ -	\$ -	\$ -	\$ -
Lamb, Christopher J	53-08-06-104-065.000-008		5	N	\$ -	\$ -	\$ -	\$ -	\$ -	\$ -	\$ -	\$ -	\$ -
Lambe, Kelby & Rebecca	53-08-06-104-012.000-008		5	N	\$ -	\$ -	\$ -	\$ -	\$ -	\$ -	\$ -	\$ -	\$ -
Teasley, Loyde & Teasley, Tyler	53-08-06-104-008.000-008		5	N	\$ -	\$ -	\$ -	\$ -	\$ -	\$ -	\$ -	\$ -	\$ -
Lambe, Kelby & Rebecca	53-08-06-104-027.000-008		5	N	\$ -	\$ -	\$ -	\$ -	\$ 831.16	\$ -	\$ -	\$ 831.16	\$ 831.16

City of Bloomington

Area #5: South Island Annexation Area - Circuit Breaker Impacts Analysis

Owner Name	Parcel #	Waiver	Annexation Area	AG	Pre-Annex 1% CB Credits	Pre-Annex 2% CB Credits	Pre-Annex 65 & Over CB Credits	Pre-Annex Total CB Credits	Post-Annex 1% CB Credits	Post-Annex 2% CB Credits	Post-Annex 65 & Over CB Credits	Post-Annex Total CB Credits	Total Post-Annex CB Credits Increase
Bland, Gary L II & Teresa J	53-08-06-104-025.000-008		5	N	\$ -	\$ -	\$ -	\$ -	\$ 655.29	\$ -	\$ -	\$ 655.29	\$ 655.29
Stevens, John J	53-08-06-104-112.000-008		5	N	\$ -	\$ -	\$ -	\$ -	\$ -	\$ -	\$ -	\$ -	\$ -
Gerni, Jen L & Greer J	53-08-06-104-076.000-008		5	N	\$ -	\$ -	\$ -	\$ -	\$ -	\$ -	\$ -	\$ -	\$ -
Gee, E. Clair & Carolyn Sue	53-08-06-104-019.000-008		5	N	\$ -	\$ -	\$ -	\$ -	\$ -	\$ -	\$ -	\$ -	\$ -
Chambers, John R & Therese K	53-08-06-104-083.000-008		5	N	\$ -	\$ -	\$ -	\$ -	\$ -	\$ -	\$ -	\$ -	\$ -
Almanza, Nancy Cecilia	53-08-06-104-009.000-008		5	N	\$ -	\$ -	\$ -	\$ -	\$ -	\$ 156.60	\$ -	\$ 156.60	\$ 156.60
Freeman, Durward Lee & Janice Helen	53-08-06-104-082.000-008	2283	5	N	\$ -	\$ -	\$ -	\$ -	\$ 74.41	\$ -	\$ -	\$ 74.41	\$ 74.41
Workman, Jeff L	53-08-06-104-066.000-008		5	N	\$ -	\$ -	\$ -	\$ -	\$ -	\$ -	\$ -	\$ -	\$ -
Parks, William E	53-08-06-104-013.000-008		5	N	\$ -	\$ -	\$ -	\$ -	\$ -	\$ -	\$ -	\$ -	\$ -
Parks, William E	53-08-06-104-015.000-008		5	N	\$ -	\$ -	\$ -	\$ -	\$ -	\$ -	\$ -	\$ -	\$ -
Hoagland, Matthew A & Jodi L	53-08-06-104-018.000-008		5	N	\$ -	\$ -	\$ -	\$ -	\$ 96.35	\$ -	\$ -	\$ 96.35	\$ 96.35
Needy, Linda L	53-08-07-200-022.000-008		5	N	\$ -	\$ -	\$ -	\$ -	\$ -	\$ -	\$ -	\$ -	\$ -
Ward, M Blake	53-08-07-200-030.000-008		5	N	\$ -	\$ -	\$ -	\$ -	\$ -	\$ -	\$ -	\$ -	\$ -
Franklin, Lee Ann	53-08-07-200-035.000-008	1039	5	N	\$ -	\$ -	\$ -	\$ -	\$ -	\$ -	\$ -	\$ -	\$ -
Beatty, Cynthia J	53-08-05-300-010.000-008		5	N	\$ -	\$ -	\$ -	\$ -	\$ -	\$ 204.24	\$ -	\$ 204.24	\$ 204.24
Freeman, Durward Lee & Janice Helen	53-08-06-104-108.000-008	2283	5	N	\$ -	\$ -	\$ -	\$ -	\$ -	\$ -	\$ -	\$ -	\$ -
Clark, Amber D & Adam W	53-08-06-104-106.000-008		5	N	\$ -	\$ -	\$ -	\$ -	\$ -	\$ -	\$ -	\$ -	\$ -
Papesh, Jean J	53-08-06-104-087.000-008	1362	5	N	\$ -	\$ -	\$ -	\$ -	\$ 35.89	\$ -	\$ -	\$ 35.89	\$ 35.89
Clendening, William E & Roberta A	53-08-06-104-024.000-008		5	N	\$ -	\$ -	\$ -	\$ -	\$ 127.39	\$ -	\$ -	\$ 127.39	\$ 127.39
Patterson, Doris G & Chambers, John Robert	53-08-06-104-072.000-008		5	N	\$ -	\$ -	\$ -	\$ -	\$ 757.13	\$ -	\$ -	\$ 757.13	\$ 757.13
LeSeure, Anna Marie	53-08-05-300-034.000-008		5	N	\$ -	\$ -	\$ -	\$ -	\$ -	\$ 278.43	\$ -	\$ 278.43	\$ 278.43
LeSeure, Anna M	53-01-41-743-001.000-008		5	N	\$ -	\$ -	\$ -	\$ -	\$ 232.15	\$ -	\$ -	\$ 232.15	\$ 232.15
Frick, Theodore Wayne & Kathleen Brophy	53-08-07-200-031.000-008		5	N	\$ -	\$ -	\$ -	\$ -	\$ 86.00	\$ -	\$ -	\$ 86.00	\$ 86.00
Stout, Sherry P	53-08-07-200-023.000-008		5	N	\$ -	\$ -	\$ -	\$ -	\$ -	\$ 285.39	\$ -	\$ 285.39	\$ 285.39
State Of Indiana Dept Of National Resources	53-08-07-200-033.000-009		5	N	\$ -	\$ -	\$ -	\$ -	\$ -	\$ -	\$ -	\$ -	\$ -